

---

# Distributional Sliced Embedding Discrepancy for Incomparable Distributions

---

**Mokhtar Z. Alaya**

LMAC EA 2222

Université de Technologie de Compiègne  
elmokhtar.alaya@utc.fr

**Gilles Gasso**

LITIS EA 4108

INSA-Rouen, Université de Rouen Normandie  
gilles.gasso@insa-rouen.fr

**Maxime Bérar**

LITIS EA 4108

Université de Rouen Normandie  
maxime.berar@univ-rouen.fr

**Alain Rakotomamonjy**

Criteo AI Lab

& LITIS EA 4108, Université de Rouen Normandie  
alain.rakoto@insa-rouen.fr

## Abstract

Gromov-Wasserstein (GW) distance is a key tool for manifold learning and cross-domain learning, allowing the comparison of distributions that do not live in the same metric space. Because of its high computational complexity, several approximate GW distances have been proposed based on entropy regularization or on slicing, and one-dimensional GW computation. In this paper, we propose a novel approach for comparing two incomparable distributions, that hinges on the idea of *distributional slicing*, embeddings, and on computing the closed-form Wasserstein distance between the sliced distributions. We provide a theoretical analysis of this new divergence, called *distributional sliced embedding (DSE) discrepancy*, and we show that it preserves several interesting properties of GW distance including rotation-invariance. We show that the embeddings involved in DSE can be efficiently learned. Finally, we provide a large set of experiments illustrating the behavior of DSE as a divergence in the context of generative modeling and in query framework.

## 1 Introduction

Optimal transport (OT) based data analysis has recently found widespread interest in machine learning community, since its significant usefulness to achieve many tasks arising from designing loss functions in supervised learning (Frogner et al., 2015), unsupervised learning (Arjovsky et al., 2017), text classification (Kusner et al., 2015), domain adaptation (Courty et al., 2017), generative models (Arjovsky et al., 2017; Salimans et al., 2018), computer vision (Bonneel et al., 2011; Solomon et al., 2015) among many more applications (Kolouri et al., 2017; Peyré and Cuturi, 2019). OT attempts to match real-world entities through computing distances between distributions, and for that it exploits prior geometric knowledge on the base spaces in which the distributions are valued. Computing OT distance equals to finding the most cost-efficiency way to transport mass from source distribution to target distribution, and it is often referred to as the Monge-Kantorovich or Wasserstein distance (Monge, 1781; Kantorovich, 1942; Villani, 2009).

Matching distributions using Wasserstein distance relies on the assumption that their base spaces must be the same, or that at least a meaningful pairwise distance between the supports of these distributions can be computed. A variant of Wasserstein distance dealing with heterogeneous distributions and overcoming the lack of intrinsic correspondence between their base spaces is Gromov-Wasserstein (GW) distance (Sturm, 2006; Mémoli, 2011). GW distance allows to learn an optimal transport-like

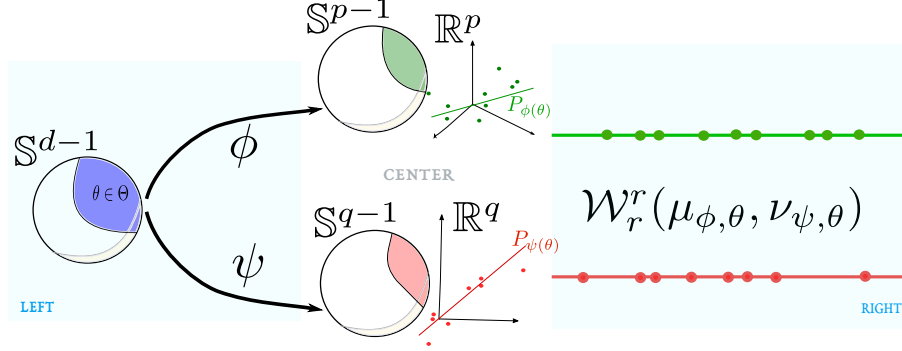


Figure 1: We measure the discrepancy between two distributions living respectively in  $\mathbb{R}^p$  and  $\mathbb{R}^q$ . Our approach is based on generating random slicing projections distributions in each of the metric spaces  $\mathbb{R}^p$  and  $\mathbb{R}^q$  through the mappings  $\phi$  and  $\psi$  of a random projection vector sampled from an optimal distribution  $\Theta$  in  $\mathbb{R}^d$ . As each of the projected distribution results in a 1D distribution, we can then compute 1D-Wasserstein distance. It enables us to learn the best projection mappings  $\phi$  and  $\psi$  and to optimize over the distributional part of the generating projection distribution  $\Theta$ .

plan by measuring how the similarity distances between pairs of supports within each ground space are closed. It is increasingly finding applications for learning problems in shape matching (Mémoli, 2011), graph partitioning and matching (Xu et al., 2019), matching of vocabulary sets between different languages (Alvarez-Melis and Jaakkola, 2018), generative models (Bunne et al., 2019), or matching weighted networks (Chowdhury and Mémoli, 2018). Due to the heterogeneity of the distributions, GW distance uses only the relational aspects in each domain, such as the pairwise relationships to compare the two distributions. As a consequence, the main disadvantage of GW distance is its computational cost as the associated optimization problem is a non-convex quadratic program (Peyré and Cuturi, 2019), and as few as thousand samples can be computationally challenging. Based on the approach of regularized OT (Cuturi, 2013), in which an entropic penalty is added to the original objective function defining the Wasserstein OT problem, Peyré et al. (2016) propose an entropic version called entropic GW discrepancy, that leads to approximate GW distance. Another approach for scaling up the GW distance is Sliced Gromov-Wasserstein (SGW) distance (Vayer et al., 2019), which leverages on random projections on 1D and on a closed-form solution of the 1D Gromov-Wasserstein.

In this paper, we take a different approach for measuring the discrepancy between two heterogeneous distributions. Unlike GW distance that compares pairwise distances of elements from each distribution, we consider a method that embeds the metric measure spaces into a one-dimensional space and computes a Wasserstein distance between the two 1D-projected distributions. The key element of our approach is to learn two mappings that transform vectors from the unit-sphere of a latent space to the unit-sphere of the metric space underlying the two distributions of interest, see Figure 1. In a nutshell, we learn to transform a random direction, sampled under an optimal (learned) distribution (optimality being made clear later), from a  $d$ -dimensional space to a random direction into the desired spaces. This approach has the benefit of avoiding an ad-hoc padding strategy (completion of 0 of the smaller dimension distributions to fit the high-dimensional one) as in the SGW method (Vayer et al., 2019). Another relevant feature of our approach is that the two resulting 1D distributions are now compared through the Wasserstein distance. This point, in conjunction, with other key aspect of the method, will lead to a relevant discrepancy between two distributions. Although we lose some properties of a distance, we show that this discrepancy is rotation-invariant, that it is robust enough to be considered as a loss for learning generative models between heterogeneous spaces. Also we establish that the discrepancy boils down to the recent distributional sliced Wasserstein (Nguyen et al., 2020) if the two distributions live in the same space and if some mild constraints are imposed on the mappings.

In summary, our contributions are as follows:

- we propose DSE, a novel slicing-based discrepancy for comparing two distributions living in different spaces. Our chosen formulation is based on comparing 1D random-projected versions of the two distributions using a Wasserstein distance;

- The projection operations are materialized by optimally mapping from one common space to the two spaces of interest. We provide a theoretical analysis of the resulting discrepancy and exhibit its relevant properties;
- Since the discrepancy involves several mappings that need to be optimized, we depict an alternate optimization algorithm for learning them;
- Numerically, we validate the benefits of the DSE discrepancy in terms of comparison between heterogeneous distributions. We show that it can be used as a loss for generative models or shape objects retrieval with better performance and robustness than SGW on those tasks.

## 2 Background of OT distances

For the reader's convenience, we provide here a brief review of the notations and definitions, that will be frequently used throughout the paper. We start by introducing Wasserstein and Gromov-Wasserstein distances with their sliced versions SW and SGW, where we consider these distances in the specific case of Euclidean base spaces  $(\mathbb{R}^p, \|\cdot\|)$  and  $(\mathbb{R}^q, \|\cdot\|)$ . We denote  $\mathcal{P}(\mathcal{X})$  and  $\mathcal{P}(\mathcal{Y})$  the respective sets of probability measures whose supports are contained on compact sets  $\mathcal{X} \subseteq \mathbb{R}^p$  and  $\mathcal{Y} \subseteq \mathbb{R}^q$ . For  $r \geq 1$ , we denote  $\mathcal{P}_r(\mathcal{X})$  the subset of measures in  $\mathcal{P}(\mathcal{X})$  with finite  $r$ -th moment ( $r \geq 1$ ), i.e.,  $\mathcal{P}_r(\mathcal{X}) = \{\eta \in \mathcal{P}(\mathcal{X}) : \int_{\mathcal{X}} \|x\|^r d\eta(x) < \infty\}$ . For  $\mu \in \mathcal{P}(\mathcal{X})$  and  $\nu \in \mathcal{P}(\mathcal{Y})$ , we write  $\Pi(\mu, \nu) \subset \mathcal{P}(\mathcal{X} \times \mathcal{Y})$  for the collection of joint probability distributions with marginals  $\mu$  and  $\nu$ , known as couplings,  $\Pi(\mu, \nu) = \{\gamma \in \mathcal{P}(\mathcal{X} \times \mathcal{Y}) : \forall A \subset \mathcal{X}, B \subset \mathcal{Y}, \gamma(A \times \mathcal{Y}) = \mu(A), \gamma(\mathcal{X} \times B) = \nu(B)\}$ .

### 2.1 OT distances for homogeneous domains

We here assume that the distributions  $\mu$  and  $\nu$  lie in the same base space, for instance  $p = q$ . Taking this into account, we can define the Wasserstein distance and its sliced variant.

**Wasserstein distance** The  $r$ -th Wasserstein distance is defined on  $\mathcal{P}_r(\mathcal{X})$  by

$$\mathcal{W}_r(\mu, \nu) = \left( \inf_{\gamma \in \Pi(\mu, \nu)} \int_{\mathcal{X} \times \mathcal{Y}} \|x - y\|^r d\gamma(x, y) \right)^{\frac{1}{r}}. \quad (1)$$

The quantity  $\mathcal{W}_r(\mu, \nu)$  describes the least amount effort to transform one distribution  $\mu$  into another one  $\nu$ . Since the cost distance used between sample supports is the Euclidean one, the infimum in (1) is attained (Villani, 2009), and any probability  $\gamma$  which realizes the minimum is called an *optimal transport plan*. In a finite discrete setting, problem (1) can be formulated as a linear program, that is challenging to solve algorithmically as its computational cost is of order  $\mathcal{O}(n^{5/2} \log n)$  (Lee and Sidford, 2014), where  $n$  is the number of sample supports.

Contrastingly, for the 1D case (i.e.  $p = 1$ ) of continuous probability measures, the  $r$ -th Wasserstein distance has a closed-form solution (Rachev and Rüschendorf, 1998), namely,  $\mathcal{W}_r(\mu, \nu) = \left( \int_0^1 |F_\mu^{-1}(u) - F_\nu^{-1}(u)|^r dt \right)^{\frac{1}{r}}$  where  $F_\mu^{-1}$  and  $F_\nu^{-1}$  are the quantile functions of  $\mu$  and  $\nu$ . For empirical distributions, the 1D-Wasserstein distance is simply calculated by sorting the supports of the distributions on the real line, resulting to a complexity of order  $\mathcal{O}(n \log n)$ . This nice computational property motivates the use of sliced-Wasserstein (SW) distance (Rabin et al., 2012; Bonneel et al., 2015), where one calculates an (infinity) of 1D-Wasserstein distances between linear projection pushforwards of distributions in question and then compute their average.

To precisely define SW distance, we consider the following notation. Let  $\mathbb{S}^{p-1} := \{u \in \mathbb{R}^p : \|u\| = 1\}$  be the unit sphere in  $p$  dimension in  $\ell_2$ -norm, and for any vector  $\theta$  in  $\mathbb{S}^{p-1}$ , we define  $P_\theta$  the orthogonal projection onto the real line  $\mathbb{R}\theta = \{\alpha\theta : \alpha \in \mathbb{R}\}$ , that is  $P_\theta(x) = \langle \theta, x \rangle$ , where  $\langle \cdot, \cdot \rangle$  stands for the Euclidean inner-product. Let  $\mu_\theta = P_\theta \# \mu$  the measure on the real line called pushforward of  $\mu$  by  $P_\theta$ , that is  $\mu_\theta(A) = \mu(P_\theta^{-1}(A))$  for all Borel set  $A \subset \mathbb{R}$ . We may now define the SW distance.

**Sliced Wasserstein distance** The  $r$ -th order sliced Wasserstein distance between two probability distributions  $\mu, \nu \in \mathcal{P}_r(\mathcal{X})$  is given by

$$\mathcal{SW}_r(\mu, \nu) = \left( \frac{1}{A_p} \int_{\mathbb{S}^{p-1}} \mathcal{W}_r^r(\mu_\theta, \nu_\theta) d\theta \right)^{\frac{1}{r}}, \quad (2)$$

where  $A_p$  is the area of the surface of  $\mathbb{S}^{p-1}$ , i.e.,  $A_p = \frac{2\pi^{p/2}}{\Gamma(p/2)}$  with  $\Gamma : \mathbb{R} \rightarrow \mathbb{R}$ , the Gamma function given as  $\Gamma(u) = \int_0^\infty t^{u-1} e^{-t} dt$ . Thanks to its computational benefits and its valid metric property (Bonnotte, 2013), the SW distance has recently been used for OT-based deep generative modeling (Kolouri et al., 2019; Deshpande et al., 2019; Wu et al., 2019). Note that the normalized integral in (2) can be seen as the expectation for  $\theta \sim \sigma^{p-1}$ , the uniform surface measure on  $\mathbb{S}^{p-1}$ , that is  $\mathcal{SW}_r(\mu, \nu) = (\mathbb{E}_{\theta \sim \sigma^{p-1}} [\mathcal{W}_r^r(\mu_\theta, \nu_\theta)])^{\frac{1}{r}}$ . Therefore, the SW distance can be easily approximated via a Monte Carlo sampling scheme by drawing uniform random samples from  $\mathbb{S}^{p-1}$ :  $\mathcal{SW}_r^r(\mu, \nu) \approx \frac{1}{K} \sum_{k=1}^K \mathcal{W}_r^r(\mu_{\theta_k}, \nu_{\theta_k})$  where  $\theta_1, \dots, \theta_K \stackrel{i.i.d.}{\sim} \sigma^{p-1}$  and  $K$  is the number of random projections.

## 2.2 OT distances for heterogeneous domains

To get benefit from the advantages of OT in many machine learning applications involving heterogeneous and incomparable domains ( $p \neq q$ ), the Gromov-Wasserstein distance (Mémoli, 2011) stands for the basic OT distance dealing with this setting.

**Gromov-Wasserstein distance** The  $r$ -th Gromov-Wasserstein distance between two probability distributions  $\mu \in \mathcal{P}_r(\mathcal{X})$  and  $\nu \in \mathcal{P}_r(\mathcal{Y})$  is defined by

$$\mathcal{GW}_r(\mu, \nu) = \inf_{\gamma \in \Pi(\mu, \nu)} J_r(\gamma) \stackrel{\text{def.}}{=} \frac{1}{2} \left( \iint_{\mathcal{X}^2 \times \mathcal{Y}^2} \|x - x'\| - \|y - y'\|^r d\gamma(x, y) d\gamma(x', y') \right)^{\frac{1}{r}}. \quad (3)$$

Note that  $\mathcal{GW}_r(\mu, \nu)$  is a valid metric endowing the collection of all isomorphism classes metric measure spaces of  $\mathcal{P}_r(\mathcal{X}) \times \mathcal{P}_r(\mathcal{Y})$ , see Theorem 5 in Mémoli (2011). The GW distance learns an optimal transport-like plan which transports samples from a source metric space  $\mathcal{X}$  into a target metric space  $\mathcal{Y}$ , by measuring how the similarity distances between pairs of samples within each space are closed. Furthermore, GW distance enjoys several geometric properties, particularly translation and rotation invariance. However, its major bottleneck consists in an expensive computational cost, since problem (3) is non-convex and quadratic. A remedy to a such heavy computational burden lies in an entropic regularized GW discrepancy (Peyré et al., 2016), using Sinkhorn iterations algorithm (Cuturi, 2013) with a large regularization parameter to guarantee a fast computation, which, unfortunately, entails a poor approximation of the true GW distance value. Another approach to scale up the computation of GW distance is sliced-GW discrepancy (Vayer et al., 2019). The definition of SGW shows 1D-GW distances between the projected pushforward of an artifact zero padding of  $\mu$  and  $\nu$  distribution. We detail this representation in the following paragraph.

**Sliced Gromov-Wasserstein discrepancy** Assume that  $p < q$  and let  $\Delta$  be an artifact zero padding from  $\mathcal{X}$  onto  $\mathcal{Y}$ , i.e.  $\Delta(x) = (x_1, \dots, x_p, 0, \dots, 0) \in \mathbb{R}^q$ . The  $r$ -th order sliced Gromov-Wasserstein discrepancy between two probability distributions  $\mu \in \mathcal{P}_r(\mathcal{X})$  and  $\nu \in \mathcal{P}_r(\mathcal{Y})$  is given by

$$\mathcal{SGW}_{\Delta, r}(\mu, \nu) = \left( \mathbb{E}_{\theta \sim \sigma^{q-1}} [\mathcal{GW}_r^r((\Delta \# \mu)_\theta, \nu_\theta)] \right)^{\frac{1}{r}}. \quad (4)$$

It is worthy to note that  $\mathcal{SGW}_{\Delta, r}$  is depending on the ad-hoc operator  $\Delta$ , hence the rotation invariance is lost. The authors of (Vayer et al., 2019) propose a variant of SGW that does not depends on the choice of  $\Delta$ , called Rotation Invariant SGW (RI-SGW) for  $p = q$ , defined as the minimizer of  $\mathcal{SGW}_{\Delta, r}$  over the Stiefel manifold, see (Vayer et al., 2019, Equation 6). In this work, we are interested in calculating an OT-based discrepancy between distributions over distinct domains using the slicing technique. Our approach is different from the SGW one in many points, specifically (and most importantly) we use a 1D-Wasserstein distance between the projected pushforward distributions and not a 1D-GW distance. In the next section, we detail the setup of our approach.

### 3 Distributional sliced embedding OT discrepancy

Despite the computational benefit of sliced-OT variant discrepancies, they have an unavoidable bottleneck corresponding to an intractable computation of the expectation with respect to uniform distribution of projections. Furthermore, the Monte Carlo sampling scheme can often generate an overwhelming number of irrelevant directions; hence, the more large number of sample projections, the more accurate approximation of sliced-OT values. Recently, Nguyen et al. (2020) have proposed the *distributional-SW* distance allowing to find an optimal distribution over an expansion area of informative directions. This performs the projection efficiently by choosing an optimal number of important random projections needed to capture the structure of distributions. Our approach for comparing distributions in heterogeneous domains follows a distributional slicing technique combined with OT metric measure embedding (Alaya et al., 2020).

Let us first introduce additional notations. Fix  $d \geq 1$  and consider two *nonlinear* mappings  $\phi : \mathbb{S}^{d-1} \rightarrow \mathbb{S}^{p-1}$  and  $\psi : \mathbb{S}^{d-1} \rightarrow \mathbb{S}^{q-1}$ . For any constants  $C_\phi, C_\psi > 0$ , we define the following probability measure sets:  $\mathcal{M}_{C_\phi} = \{\Theta \in \mathcal{P}(\mathbb{S}^{d-1}) : \mathbb{E}_{\theta, \theta' \sim \Theta} [|\langle \phi(\theta), \phi(\theta') \rangle|] \leq C_\phi\}$  and  $\mathcal{M}_{C_\psi} = \{\Theta \in \mathcal{P}(\mathbb{S}^{d-1}) : \mathbb{E}_{\theta, \theta' \sim \Theta} [|\langle \psi(\theta), \psi(\theta') \rangle|] \leq C_\psi\}$ . We say that  $C_\phi, C_\psi$  are  $(\phi, \psi)$ -*admissible* constants if the intersection sets  $\mathcal{M}_{C_\phi} \cap \mathcal{M}_{C_\psi}$  is not empty. We hereafter denote  $\mu_{\phi, \theta} = P_{\phi(\theta)} \# \mu$  and  $\nu_{\psi, \theta} = P_{\psi(\theta)} \# \nu$  the pushforwards of  $\mu$  and  $\nu$  by projections over unit sphere  $P_{\phi(\theta)}$  and  $P_{\psi(\theta)}$ , respectively.

**Informal presentation** While the distributions  $\mu$  and  $\nu$  are valued in different spaces,  $\mathcal{X} \subset \mathbb{R}^p$  and  $\mathcal{Y} \subset \mathbb{R}^q$ , any projected distributions will live in real line, enabling the computation of 1D-Wasserstein distance (Figure 1, right). In order to generate random 1D projections in each of the spaces, we map a common random projection distribution from  $\mathbb{S}^{d-1}$  into each of the projection spaces  $\mathbb{S}^{p-1}$  and  $\mathbb{S}^{q-1}$ , through the mappings  $\phi$  and  $\psi$  (see Figure 1, left). Hence, the main components of the *distributional sliced embedding OT discrepancy* will be the distribution  $\Theta \in \mathcal{P}(\mathbb{S}^{d-1})$ , the two embeddings  $\phi$  and  $\psi$  which will be wisely chosen. The resulting directions  $\phi(\theta)$  and  $\psi(\theta)$  form the projections  $P_{\phi(\theta)}$  and  $P_{\psi(\theta)}$  (see Figure 1, center) used to compute several 1D-Wasserstein distances.

#### 3.1 Definition and properties

Herein we state the formulation of the proposed discrepancy and exhibit its main theoretical properties.

**Definition 1** The *distributional sliced embedding (DSE) discrepancy* of order  $r \geq 1$  between  $\mu \in \mathcal{P}_r(\mathcal{X})$  and  $\nu \in \mathcal{P}_r(\mathcal{Y})$  reads as

$$\mathcal{DSE}_r(\mu, \nu) = \inf_{\phi, \psi} \sup_{\Theta \in \mathcal{M}_{C_\phi} \cap \mathcal{M}_{C_\psi}} \left( \mathbb{E}_{\theta \sim \Theta} [\mathcal{W}_r^r(\mu_{\phi, \theta}, \nu_{\psi, \theta})] \right)^{\frac{1}{r}}. \quad (5)$$

The DSE discrepancy belongs to a family of projected OT works (Paty and Cuturi, 2019; Rowland et al., 2019; Lin et al., 2021) with a particularity for seeking nonlinear projections minimizing a sliced-OT variant. A recent work in the same spirit of nonlinear projected OT can be found in Alaya et al. (2020) where the authors propose to embed the distributions in a common latent space without slicing. DSE further inherits the distributional slicing benefit by finding an optimal probability measure  $\Theta$  of slices on the unit sphere  $\mathbb{S}^{d-1}$  coupled with an optimum couple  $(\phi, \psi)$  of embeddings. Note that this optimal  $\Theta$  verifies the double conditions  $\mathbb{E}_{\theta, \theta' \sim \Theta} [|\cos(\phi(\theta), \phi(\theta'))|] \leq C_\phi$  and  $\mathbb{E}_{\theta, \theta' \sim \Theta} [|\cos(\psi(\theta), \psi(\theta'))|] \leq C_\psi$ . This gives that  $C_\phi, C_\psi \leq 1$ , hence the sets  $\mathcal{M}_{C_\phi}$  and  $\mathcal{M}_{C_\psi}$  belong to  $\mathcal{M}_1 = \{\Theta \in \mathcal{P}(\mathbb{S}^{d-1})\}$  the set of all probability measures of the unit sphere  $\mathbb{S}^{d-1}$ . It is worthy to note that for small regularizing  $(\phi, \psi)$ -admissible constants, the measure  $\Theta$  is forced to distribute more weights to directions that are far from each other in terms of their angles (Nguyen et al., 2020). Maybe one asks why we take the supremum over the probability measure sets  $\mathcal{M}_{C_\phi}$  and  $\mathcal{M}_{C_\psi}$ ? Indeed, it is essential, since the property  $\mathcal{DSE}_r(\mu, \mu) = 0$  will no longer be valid. Hence this supremum is of great importance for DSE discrepancy.

Now, in order to guarantee the existence of  $(\phi, \psi)$ -admissible constants, we assume that the couple  $(\phi, \psi)$ -embeddings are *approximately angle preserving*.

**Assumption 1** For any couple  $(\phi, \psi)$ -embeddings, assume that there exists two non-negative constants  $L_\phi$  and  $L_\psi$ , such that the following holds

$$|\langle \phi(\theta), \phi(\theta') \rangle| \leq L_\phi |\langle \theta, \theta' \rangle| \text{ and } |\langle \psi(\theta), \psi(\theta') \rangle| \leq L_\psi |\langle \theta, \theta' \rangle|, \text{ for all } \theta, \theta' \in \mathbb{S}^{d-1}.$$

In Proposition 1, we deliver lower bounds of the regularizing  $(\phi, \psi)$ -admissible constants  $C_\phi$  and  $C_\psi$ , depending on the dimension of the latent space  $d$  and on the levels  $(L_\phi, L_\psi)$  of approximately angle preserving property. These bounds ensure the non-emptiness of the sets  $\mathcal{M}_{C_\phi}$  and  $\mathcal{M}_{C_\psi}$ .

**Proposition 1** Let Assumption 1 holds and consider regularizing  $(\phi, \psi)$ -admissible constants such that  $C_\phi \geq \frac{L_\phi \Gamma(d/2)}{\sqrt{\pi} \Gamma((d+1)/2)}$  and  $C_\psi \geq \frac{L_\psi \Gamma(d/2)}{\sqrt{\pi} \Gamma((d+1)/2)}$ . Then the sets  $\mathcal{M}_{C_\phi}$  and  $\mathcal{M}_{C_\psi}$  contain the uniform measure  $\sigma^{d-1}$  and  $\bar{\sigma} = \sum_{k=1}^d \frac{1}{d} \delta_{\theta_k}$ , where  $\{\theta_1, \dots, \theta_d\}$  forms any orthonormal basis in  $\mathbb{R}^d$ . Note that by Gautschi's inequality (Gautschi, 1959) for the Gamma function, we have that  $C_\phi \geq \frac{L_\phi}{d}$  and  $C_\psi \geq \frac{L_\psi}{d}$ .

Proof of Proposition 1 is presented in Appendix A.2. Together the admissible constants, the levels of angle preserving property, and the dimension  $d$  of the latent space form the hyperparameters set of DSE problem. For settings of large  $d$ , the admissible constants could take smaller values, that force the measure  $\Theta$  to focus on far-angle directions. However, for smaller  $d$ , we may lose the control on the distributional part, the set  $\mathcal{M}_C$  tends to  $\mathcal{M}_1$  the entire set of probability measure on  $\mathbb{S}^{d-1}$ , hence it boils down on a standard slicing approach that needs an expensive number of projections to get an accurate approximation. Next, we give a set of interesting theoretical properties characterizing the DSE discrepancy.

**Proposition 2** For any  $r \geq 1$ , the DSE discrepancy satisfies the following properties:

- (i)  $\mathcal{DSE}_r(\mu, \nu)$  is finite, that is  $\mathcal{DSE}_r(\mu, \nu) \leq 2^{\frac{r-1}{r}} (M_r(\mu) + M_r(\nu))$  where  $M_r(\cdot)$  is the  $r$ -th moment of the given distribution, i.e.  $M_r(\mu) = \left( \int_{\mathcal{X}} \|x\|^r d\mu(x) \right)^{\frac{1}{r}}$ .
- (ii)  $\mathcal{DSE}_r(\mu, \nu)$  is non-negative, symmetric and verifies  $\mathcal{DSE}_r(\mu, \mu) = 0$ .
- (iii)  $\mathcal{DSE}_r(\mu, \nu)$  has a discrepancy equivalence given by

$$\left(\frac{1}{d}\right)^{\frac{1}{r}} \inf_{\phi, \psi} \max_{\theta \in \mathbb{S}^{d-1}} \mathcal{W}_r(\mu_{\phi, \theta}, \nu_{\psi, \theta}) \leq \mathcal{DSE}_r(\mu, \nu) \leq \inf_{\phi, \psi} \max_{\theta \in \mathbb{S}^{d-1}} \mathcal{W}_r(\mu_{\phi, \theta}, \nu_{\psi, \theta}).$$

- (iv) For  $p = q$ , the DSE discrepancy is upper bounded by the distributional Wasserstein distance.
- (v)  $\mathcal{DSE}_r$  is rotation invariant, namely,  $\mathcal{DSE}_r(R\#\mu, Q\#\nu) = \mathcal{DSE}_r(\mu, \nu)$ , for any  $R \in \mathcal{O}_p = \{R \in \mathbb{R}^{p \times p} : R^\top R = I_p\}$  and  $Q \in \mathcal{O}_q = \{Q \in \mathbb{R}^{q \times q} : Q^\top Q = I_q\}$ , the orthogonal group of rotations of order  $p$  and  $q$ , respectively.
- (vi) Let  $T_\alpha$  and  $T_\beta$  be the translations from  $\mathbb{R}^p$  into  $\mathbb{R}^p$  and from  $\mathbb{R}^q$  into  $\mathbb{R}^q$  with vectors  $\alpha$  and  $\beta$ , respectively. Then  $\mathcal{DSE}_r(T_\alpha\#\mu, T_\beta\#\nu) \leq 2^{r-1}(\mathcal{DSE}_r(\mu, \nu) + \|\alpha\| + \|\beta\|)$ .

Proof of Proposition 2 is given in Appendix A.1. From property (ii) the DSE discrepancy is finite provided that the distributions in question have a finite  $r$ -th moments. For  $p = q$ , if the infimum over the couple  $(\phi, \psi)$ -embedding in (iii) is realized in the identity mappings, then DSE verifies a metric equivalence with respect to the max-sliced Wasserstein distance (Deshpande et al., 2019). The property (v) highlights a rotation invariance of the DSE discrepancy, which is well verified by the GW distance.

### 3.2 Algorithm

Computing  $\mathcal{DSE}_r(\mu, \nu)$  requires the resolution of an optimization problem as given in (5). In what follows, we propose an algorithm for computing an approximation of this discrepancy based on samples  $X = \{x_i\}_{i=1}^n$  from  $\mu$  and samples  $Y = \{y_j\}_{j=1}^m$  from  $\nu$ . At first, let us note that we have min-max optimization to solve; the minimization occurring over the embeddings  $\phi$  and  $\psi$  and the maximization over the distributions on the unit-sphere. This maximization problem is challenging

due to both the constraints and because we optimize over distributions. Similarly to Nguyen et al. (2020), we approximate the problem by replacing the constraints with regularization terms and by replacing the optimization over distributions by an optimization over a push-forward of a uniform measure  $f : \mathbb{S}^{d-1} \rightarrow \mathbb{S}^{d-1}$ . Hence, assuming that we have drawn from a uniform distribution  $K$  directions  $\{\theta_k\}_{k=1}^K$ , the numerical approximation of DSE is obtained by solving the problem

$$\min_{\phi, \psi} \max_f \left\{ L_1 \stackrel{\text{def.}}{=} \left( \frac{1}{K} \sum_{k=1}^K \mathcal{W}_r^r(X^\top \phi[f(\theta_k)], Y^\top \psi[f(\theta_k)]) \right)^{1/r} \right\} \quad (6)$$

$$+ \min_f \lambda_C \left\{ L_2 \stackrel{\text{def.}}{=} \sum_{k, k'} \phi[f(\theta_k)]^\top \phi[f(\theta_{k'})] + \sum_{k, k'} \psi[f(\theta_k)]^\top \psi[f(\theta_{k'})] \right\} \quad (7)$$

$$+ \min_f \lambda_a \left\{ L_3 \stackrel{\text{def.}}{=} \sum_{k, k'} (\phi[f(\theta_k)]^\top \phi[f(\theta_{k'})] - \theta_k^\top \theta_{k'})^2 + \sum_{k, k'} (\psi[f(\theta_k)]^\top \psi[f(\theta_{k'})] - \theta_k^\top \theta_{k'})^2 \right\} \quad (8)$$

where the first term in the optimization is related to the sliced Wasserstein, the second term is related to the regularization term associated to  $\mathbb{E}_{\theta, \theta' \sim \Theta} [|\langle \phi(\theta), \phi(\theta') \rangle|]$ , and  $\mathbb{E}_{\theta, \theta' \sim \Theta} [|\langle \psi(\theta), \psi(\theta') \rangle|]$ , and the third term is the angle-preserving regularization term. Two hyperparameters  $\lambda_C$  and  $\lambda_a$  control the impact of these two regularization terms. In practice,  $\phi$ ,  $\psi$  and  $f$  are parametrized as deep neural networks and the min-max problem is solved by an alternating optimization scheme : (a) optimizing over  $f$  with  $\psi$  and  $\phi$  fixed then (b) optimizing over  $\psi$  and  $\phi$  with  $f$  fixed. Some details of the algorithms is provided in Algorithm 1.

Regarding computational complexity, if we assume that the mapping  $f$ ,  $\phi$ ,  $\psi$  are already trained, that we have  $K$  projections, and that  $\phi[f(\theta_k)]$ ,  $\psi[f(\theta_k)]$  are precomputed, then the computation of DSE (line 25 of Algorithm1) is in  $O(K(n \log n + np + nq))$ , where  $n$  is the number of samples in  $X$  and  $Y$ . When taking into account the full optimization process, then the complexity depends on the number of times we compute the full objective function we are optimizing. Each evaluation requires the computation of the sum in (6) which is  $O(K(n \log n + np + nq))$  and the two regularization terms (7), (8) require both  $O(K^2(p + q + 2d))$ . Note that in terms of sample complexity, SGW is  $O(Kn \log n)$  whereas DSE is  $O(TNK n \log n)$ , with  $T \times N$  being the global number of objective function evaluations. Hence, complexity is in favor of SGW. However, one should note that in practice, because we optimize over the distribution of the random projections, we usually need less slices than SGW and thus depending on the problem,  $TNK$  can be of the same magnitude than the number of slices involved in SGW (similar findings have been highlighted for Sliced Wasserstein distance (Nguyen et al., 2020)).

## 4 Numerical experiments

In this section, we analyze the DSE discrepancy, exhibit its rotation-invariant property, and compare its performance with SGW in a generative model context.

**Translation and rotation** We have used two simple datasets for showing the behavior of DSE with respect to translation and rotation. For translation, we consider two 2D Gaussian distributions one being fixed, the other with varying mean. For rotation, we use two 2D spirals from Scikit-Learn library, one being fixed and the other being rotated from 0 to  $\pi/2$ . For these two cases, we have drawn 500 samples, used 100 random directions for SGW and RI-SGW. For our DSE, we have used only 10 slices and  $T = 50$ ,  $N = 5$  iterations for each of the alternate optimization. The results we obtain are depicted in Figure 2. From the first panel, we remark that both SGW and RI-SGW are indeed insensitive to translation while DSE captures this translation, which is also verified by property (vi) in Proposition 2. For the spiral problem, as expected DSE and RI-SGW are indeed rotation-invariant while SGW is not.

**Generative models** For checking whether our distribution discrepancy behaves appropriately, we have used it as a loss function in a generative model. Our task here is to build a model able to generate a distribution defined on a space having a different dimensionality from the target distribution space. As such, we have considered the same toy problems as in Bunne et al. (2019) and investigated two situations: generating 2D distributions from 3D data and the other way around. The 3D target distribution is a Gaussian mixture model with four modes while the 2D ones are 5-mode. Our generative model is composed of a fully-connected neural network with ReLU activation functions.

---

**Algorithm 1** COMPUTING DSE

```

1: Input: Source and target samples:  $(X, \mu)$  and  $(Y, \nu)$ ; order  $r$ ; the set of random direction
    $\{\theta_k\}_{k=1}^K$ ;  $T$  number of global iterations;  $N$  number of iterations for each of the alternate scheme;
2: Output: DSE
3: function COMPUTE LOSSES( $X, Y, \phi[f(\theta_k)], \psi[f(\theta_k)]$ )
4:   compute the average of 1D-Wasserstein  $L_1$  between  $X^\top \phi[f(\theta_k)]$  and  $Y^\top \psi[f(\theta_k)]$ 
5:   compute the inner-product penalty  $L_2$ 
6:   compute the angle-preserving penalty  $L_3$ 
7: end function
8: for  $t = 1, \dots, T$  do
9:   fix  $\phi$  and  $\psi$ 
10:  for  $i = 1, \dots, N$  do
11:    compute  $\phi[f(\theta_k)]$  and  $\psi[f(\theta_k)]$ 
12:     $L_1, L_2, L_3 \leftarrow \text{Compute Losses}(X, Y, \phi[f(\theta_k)], \psi[f(\theta_k)])$ 
13:     $L = -L_1 + L_2 + L_3$ 
14:     $f \leftarrow f - \gamma_k \nabla L$ 
15:  end for
16:  fix  $f$ 
17:  for  $i = 1, \dots, N$  do
18:    compute  $\phi[f(\theta_k)]$  and  $\psi[f(\theta_k)]$ 
19:     $L_1, L_2, L_3 \leftarrow \text{Compute Losses}(X, Y, \phi[f(\theta_k)], \psi[f(\theta_k)])$ 
20:     $L = L_1 + L_2 + L_3$ 
21:     $\phi \leftarrow \phi - \gamma_k \nabla L$ 
22:     $\psi \leftarrow \psi - \gamma_k \nabla L$ 
23:  end for
24: end for
25: DSE  $\leftarrow$  compute the average over  $\{\theta_k\}_{k=1}^K$  of closed-form 1D Wasserstein between  $X^\top \phi[f(\theta_k)]$ 
   and  $Y^\top \psi[f(\theta_k)]$ 
26: Return: DSE

```

---

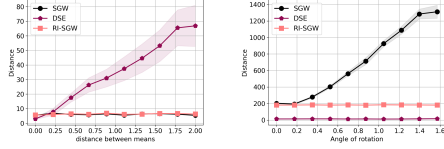


Figure 2: Examples of distance computation between (left) two-translating Gaussian distributions. (right) two spirals.

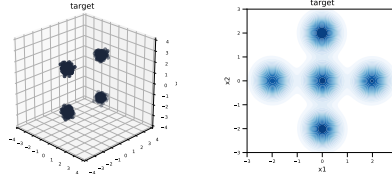


Figure 3: Examples of target distributions for our generative models (left) 3D 4-mode. (right) 2D 5-mode.

We have considered 3000 samples in the target distributions and batch size of 300. For both DSE and SGW, we have run the algorithm for 30000 iterations with an Adam optimizer, stepsize of 0.001 and default  $\beta$  parameters. For the 4-mode problem, the generator is a MLP with 2 layers while for the 5-mode, as the problem is more complex, it has 3 layers. In each case, we have 256 units on the first layer and then 128. For the hyperparameters, we have set  $\lambda_C = 1$  and  $\lambda_a = 5$ , and  $\lambda_a = 50$  for the two problems. Note that for SGW, we have also added a  $\ell_2$ -norm regularizer on the output of the generator in order to avoid them to drift (see example in the appendix), as the loss is translation-invariant. Examples of generated distributions are depicted in Figure 4. We remark that our DSE is able to produce visually correct distributions whereas SGW struggles in generating the 4 modes and its 3D 5-mode is squeezed on its third dimension.

**Scalability** We consider the non-rigid shape world dataset (Bronstein et al., 2006) which consists of 148 three-dimensional shapes from 12 classes. We draw randomly  $n \in \{100, 250, 500, 1000, 1500, 2000\}$  vertices  $\{x_i \in \mathbb{R}^3\}_{i=1}^n$  on each shape and use them to measure the similarity between a pair of shapes  $\{x_i \in \mathbb{R}^3\}_{i=1}^n$  and  $\{y_j \in \mathbb{R}^3\}_{j=1}^n$ . Figure 5 reports the average time to compute on a single core such a similarity for 100 pairs of shapes using respectively GW,



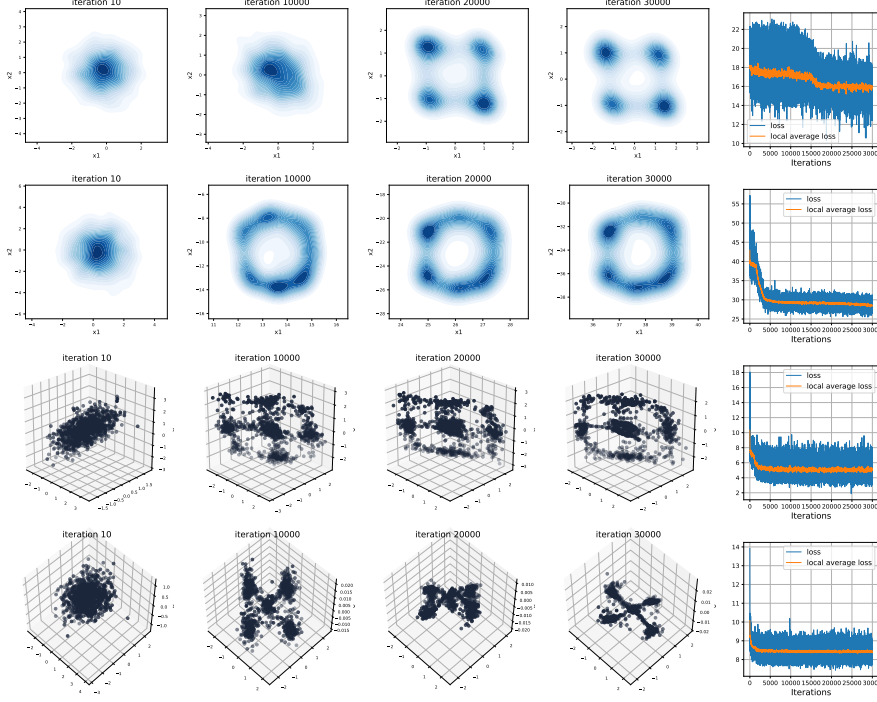


Figure 4: Examples of generated distributions across iterations (10, 10000, 20000, and 30000) for two targets. From top to bottom (first-row) DSE for the 4-mode. (second-row) SGW for the 4-mode (third-row) DSE for 3D 5-mode. (fourth-row) SGW for 5-mode. For each row, the last panel shows the evolution of the loss over the 30000 iterations.

GSW, DSE. As expected GW exhibits a slow behavior while the computational burden of DSE is on par with SGW.




Figure 5: Computation time with respect to  $n$ , the number of vertices on each shape. (Left-panel) Instances of 3D objects. (Right-panel) Running time.

**Classification under isometry transformations** This experiment, which details are provide in the appendix, aims to evaluate the robustness of GW, SGW RI-SGW, and DSE to isometry in terms of classification accuracy. To that purpose we employ the Shape Retrieval Contest (SHREC’2010) correspondence dataset (Bronstein et al., 2010). It includes 3 shape classes (see Figure 10) with 9 different transformations and the null shape (no transformation). Each transformation is applied up to five strength levels (weak to strong). We consider all strengths of the isometry transformation along with the null shape for each class leading to a number of 18 samples. We perform a 1-NN classification. As the correspondence benchmark is of high resolution (10k-50K 3D meshes), we sample  $n = 1000$

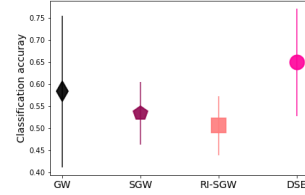


Figure 6: Classification performance under isometry transformations.

vertices on each shape to compute the similarity matrix. Obtained performances over 10 runs are depicted in Figure 6. They highlight the ability of DSE to be robust to isometry perturbations. DSE achieves similar performances as GW but with far less computation time (see Figure 5).

## 5 Conclusion

We introduced in this paper a novel OT-based discrepancy between distributions lying in different spaces. It takes computational benefits from distributional slicing technique, which amounts to find an optimal number of random projections needed to capture the structure of data distributions. Another feature of this discrepancy consists in projecting the distributions in question through a learning of embeddings enjoying the same latent space. We showed a nice geometrical property verified by the proposed discrepancy, specifically a rotation-invariance. We illustrated through extensive experiments the applicability of this discrepancy on generative modeling and shape objects retrieval. We argue that the implementation part faces the standard deep learning bottleneck of tuning the model’s hyperparameters. A future extension line of this work is to deliver theoretical guarantees regarding the regularizing parameters, both of distributional and angle preserving properties.

## Acknowledgments and Disclosure of Funding

The works of G. Gasso, M. Béar and A. Rakotomamonjy have been supported by RAIMO ANR-20-CHIA-0021-01 and OATMIL ANR-17-CE23-0012 Projects of the French National Research Agency (ANR).

## References

- Alaya, M. Z., M. Béar, G. Gasso, and A. Rakotomamonjy (2020). Theoretical guarantees for bridging metric measure embedding and optimal transport.
- Alvarez-Melis, D. and T. Jaakkola (2018). Gromov–Wasserstein alignment of word embedding spaces. In *Proceedings of the 2018 Conference on Empirical Methods in Natural Language Processing*, pp. 1881–1890. Association for Computational Linguistics.
- Arjovsky, M., S. Chintala, and L. Bottou (2017). Wasserstein generative adversarial networks. In D. Precup and Y. W. Teh (Eds.), *Proceedings of the 34th International Conference on Machine Learning*, Volume 70 of *Proceedings of Machine Learning Research*, International Convention Centre, Sydney, Australia, pp. 214–223. PMLR.
- Bonneel, N., J. Rabin, G. Peyré, and H. Pfister (2015). Sliced and Radon Wasserstein barycenters of measures. *51*(1).
- Bonneel, N., M. van de Panne, S. Paris, and W. Heidrich (2011). Displacement interpolation using lagrangian mass transport. *ACM Trans. Graph.* *30*(6), 158:1–158:12.
- Bonnotté, N. (2013, December). *Unidimensional and Evolution Methods for Optimal Transportation*. Theses, Université Paris Sud - Paris XI ; Scuola normale superiore (Pise, Italie).
- Bronstein, A., M. Bronstein, U. Castellani, B. Falcidieno, A. Fusiello, A. Godil, L. Guibas, I. Kokkinos, Z. Lian, M. Ovsjanikov, G. Patane, M. Spagnuolo, and R. Toldo (2010, 2010-05-02). SHREC 2010: robust large-scale shape retrieval benchmark. Eurographics Workshop on 3D Object Retrieval(2010), Norrköping, -1.
- Bronstein, A. M., M. M. Bronstein, and R. Kimmel (2006). Efficient computation of isometry-invariant distances between surfaces. *SIAM Journal on Scientific Computing* *28*(5), 1812–1836.
- Bunne, C., D. Alvarez-Melis, A. Krause, and S. Jegelka (2019, 09–15 Jun). Learning generative models across incomparable spaces. In K. Chaudhuri and R. Salakhutdinov (Eds.), *Proceedings of the 36th International Conference on Machine Learning*, Volume 97 of *Proceedings of Machine Learning Research*, Long Beach, California, USA, pp. 851–861. PMLR.
- Chowdhury, S. and F. Mémoli (2018). The Gromov–Wasserstein distance between networks and stable network invariants. *CoRR abs/1808.04337*.
- Courty, N., R. Flamary, D. Tuia, and A. Rakotomamonjy (2017). Optimal transport for domain adaptation. *IEEE transactions on pattern analysis and machine intelligence* *39*(9), 1853–1865.

- Cuturi, M. (2013). Sinkhorn distances: Lightspeed computation of optimal transport. In C. J. C. Burges, L. Bottou, M. Welling, Z. Ghahramani, and K. Q. Weinberger (Eds.), *Advances in Neural Information Processing Systems 26*, pp. 2292–2300. Curran Associates, Inc.
- Deshpande, I., Y.-T. Hu, R. Sun, A. Pyrros, N. Siddiqui, S. Koyejo, Z. Zhao, D. Forsyth, and A. G. Schwing (2019). Max-sliced Wasserstein distance and its use for gans. In *2019 IEEE/CVF Conference on Computer Vision and Pattern Recognition (CVPR)*, pp. 10640–10648.
- Flamary, R., N. Courty, A. Gramfort, M. Z. Alaya, A. Boissunon, S. Chambon, L. Chapel, A. Corenflos, K. Fatras, N. Fournier, L. Gautheron, N. T. Gayraud, H. Janati, A. Rakotomamonjy, I. Redko, A. Rolet, A. Schutz, V. Seguy, D. J. Sutherland, R. Tavenard, A. Tong, and T. Vayer (2021). Pot: Python optimal transport. *Journal of Machine Learning Research* 22(78), 1–8.
- Frogner, C., C. Zhang, H. Mobahi, M. Araya, and T. A. Poggio (2015). Learning with a Wasserstein loss. In C. Cortes, N. D. Lawrence, D. D. Lee, M. Sugiyama, and R. Garnett (Eds.), *Advances in Neural Information Processing Systems 28*, pp. 2053–2061. Curran Associates, Inc.
- Gautschi, W. (1959). Some elementary inequalities relating to the gamma and incomplete gamma function. *Journal of Mathematics and Physics* 38(1-4), 77–81.
- Kantorovich, L. (1942). On the transfer of masses (in russian). *Doklady Akademii Nauk* 2, 227–229.
- Kolouri, S., S. R. Park, M. Thorpe, D. Slepcev, and G. K. Rohde (2017, July). Optimal mass transport: Signal processing and machine-learning applications. *IEEE Signal Processing Magazine* 34(4), 43–59.
- Kolouri, S., P. E. Pope, C. E. Martin, and G. K. Rohde (2019). Sliced Wasserstein auto-encoders. In *International Conference on Learning Representations*.
- Kusner, M., Y. Sun, N. Kolkin, and K. Weinberger (2015, 07–09 Jul). From word embeddings to document distances. In F. Bach and D. Blei (Eds.), *Proceedings of the 32nd International Conference on Machine Learning*, Volume 37 of *Proceedings of Machine Learning Research*, Lille, France, pp. 957–966. PMLR.
- Lee, Y. T. and A. Sidford (2014). Path finding methods for linear programming: Solving linear programs in  $\tilde{O}(\text{vrnk})$  iterations and faster algorithms for maximum flow. In *Proceedings of the 2014 IEEE 55th Annual Symposium on Foundations of Computer Science, FOCS '14*, Washington, DC, USA, pp. 424–433. IEEE Computer Society.
- Lin, T., Z. Zheng, E. Chen, M. Cuturi, and M. Jordan (2021, 13–15 Apr). On projection robust optimal transport: Sample complexity and model misspecification. In A. Banerjee and K. Fukumizu (Eds.), *Proceedings of The 24th International Conference on Artificial Intelligence and Statistics*, Volume 130 of *Proceedings of Machine Learning Research*, pp. 262–270. PMLR.
- Mémoli, F. (2011). Gromov–Wasserstein distances and the metric approach to object matching. *Foundations of Computational Mathematics* 11(4), 417–487.
- Monge, G. (1781). Mémoire sur la théorie des déblais et des remblais. *Histoire de l’Académie Royale des Sciences*, 666–704.
- Nguyen, K., N. Ho, T. Pham, and H. Bui (2020). Distributional sliced-Wasserstein and applications to generative modeling.
- Paty, F.-P. and M. Cuturi (2019). Subspace robust Wasserstein distances. In K. Chaudhuri and R. Salakhutdinov (Eds.), *Proceedings of the 36th International Conference on Machine Learning*, Volume 97 of *Proceedings of Machine Learning Research*, Long Beach, California, USA, pp. 5072–5081. PMLR.
- Peyré, G., M. Cuturi, and J. Solomon (2016). Gromov–Wasserstein averaging of kernel and distance matrices. In *Proceedings of the 33rd International Conference on International Conference on Machine Learning - Volume 48, ICML’16*, pp. 2664–2672. JMLR.org.
- Peyré, G. and M. Cuturi (2019). Computational optimal transport. *Foundations and Trends® in Machine Learning* 11(5-6), 355–607.
- Rabin, J., G. Peyré, J. Delon, and M. Bernot (2012). Wasserstein barycenter and its application to texture mixing. In A. M. Bruckstein, B. M. ter Haar Romeny, A. M. Bronstein, and M. M. Bronstein (Eds.), *Scale Space and Variational Methods in Computer Vision*, Berlin, Heidelberg, pp. 435–446. Springer Berlin Heidelberg.
- Rachev, S. and L. Rüschendorf (1998). *Mass Transportation Problems: Volume I: Theory*. Mass Transportation Problems. Springer.

- Rowland, M., J. Hron, Y. Tang, K. Choromanski, T. Sarlos, and A. Weller (2019, 16–18 Apr). Orthogonal estimation of Wasserstein distances. In K. Chaudhuri and M. Sugiyama (Eds.), *Proceedings of the Twenty-Second International Conference on Artificial Intelligence and Statistics*, Volume 89 of *Proceedings of Machine Learning Research*, pp. 186–195. PMLR.
- Salimans, T., H. Zhang, A. Radford, and D. Metaxas (2018). Improving GANs using optimal transport. In *International Conference on Learning Representations*.
- Solomon, J., F. de Goes, G. Peyré, M. Cuturi, A. Butscher, A. Nguyen, T. Du, and L. Guibas (2015). Convolutional Wasserstein distances: Efficient optimal transportation on geometric domains. *ACM Trans. Graph.* 34(4), 66:1–66:11.
- Sturm, K. T. (2006). On the geometry of metric measure spaces. ii. *Acta Math.* 196(1), 133–177.
- Vayer, T., L. Chapel, R. Flamary, R. Tavenard, and N. Courty (2018). Fused Gromov–Wasserstein distance for structured objects: theoretical foundations and mathematical properties. *CoRR abs/1811.02834*.
- Vayer, T., R. Flamary, N. Courty, R. Tavenard, and L. Chapel (2019). Sliced Gromov–Wasserstein. In H. Wallach, H. Larochelle, A. Beygelzimer, F. d Alché-Buc, E. Fox, and R. Garnett (Eds.), *Advances in Neural Information Processing Systems 32*, pp. 14726–14736. Curran Associates, Inc.
- Villani, C. (2009). *Optimal Transport: Old and New*, Volume 338 of *Grundlehren der mathematischen Wissenschaften*. Springer Berlin Heidelberg.
- Wu, J., Z. Huang, D. Acharya, W. Li, J. Thoma, D. P. Paudel, and L. V. Gool (2019). Sliced Wasserstein generative models.
- Xu, H., D. Luo, and L. Carin (2019). Scalable Gromov–Wasserstein learning for graph partitioning and matching. In *Advances in Neural Information Processing Systems 32: Annual Conference on Neural Information Processing Systems 2019, NeurIPS 2019, 8-14 December 2019, Vancouver, BC, Canada*, pp. 3046–3056.

## A Proofs

### A.1 Proof of Proposition 1

We use the following result:

**Lemma 1** [Theorem 3 in Nguyen et al. (2020)] For uniform measure  $\sigma^{d-1}$  on the unit sphere  $\mathbb{S}^{d-1}$ , we have

$$\int_{\mathbb{S}^{d-1} \times \mathbb{S}^{d-1}} |\langle \theta, \theta' \rangle| d\sigma^{d-1}(\theta) d\sigma^{d-1}(\theta') = \frac{\Gamma(d/2)}{\sqrt{\pi}\Gamma((d+1)/2)}.$$

Hence,

$$\begin{aligned} \int_{\mathbb{S}^{d-1} \times \mathbb{S}^{d-1}} |\langle \phi(\theta), \phi(\theta') \rangle| d\sigma^{d-1}(\theta) d\sigma^{d-1}(\theta') &\stackrel{(\text{Assumption 1})}{\leq} L_\phi \int_{\mathbb{S}^{d-1} \times \mathbb{S}^{d-1}} |\langle \theta, \theta' \rangle| d\sigma^{d-1}(\theta) d\sigma^{d-1}(\theta') \\ &\stackrel{(\text{Lemma 1})}{\leq} \frac{L_\phi \Gamma(d/2)}{\sqrt{\pi}\Gamma((d+1)/2)}. \end{aligned}$$

Therefore, as long as the  $(\phi, \psi)$ -admissible constants  $C_\phi \geq \frac{L_\phi \Gamma(d/2)}{\sqrt{\pi}\Gamma((d+1)/2)}$  and  $C_\psi \geq \frac{L_\psi \Gamma(d/2)}{\sqrt{\pi}\Gamma((d+1)/2)}$ , we have  $\sigma^{d-1} \in \mathcal{M}_{C_\phi} \cap \mathcal{M}_{C_\psi}$ . Now using a Gautschi's inequality (Gautschi, 1959) for the Gamma function, it yields that  $\frac{\Gamma(d/2)}{\sqrt{\pi}\Gamma((d+1)/2)} \geq \frac{1}{\sqrt{\pi(d+1)/2}} \geq 1/d$ . Let  $\bar{\sigma} = \sum_{l=1}^d \frac{1}{d} \delta_{\theta_l}$ , where  $\{\theta_1, \dots, \theta_d\}$  form an orthonormal basis in  $\mathbb{R}^d$ . We then have

$$\mathbb{E}_{\theta, \theta' \sim \bar{\sigma}} [|\langle \phi(\theta), \phi(\theta') \rangle|] = \sum_{1 \leq k, l \leq d} \left(\frac{1}{d}\right)^2 |\langle \phi(\theta_k), \phi(\theta_l) \rangle| \stackrel{(\text{Assumption 1})}{\leq} L_\phi \sum_{1 \leq k, l \leq d} \left(\frac{1}{d}\right)^2 |\langle \theta_k, \theta_l \rangle| = \frac{L_\phi}{d}.$$

Therefore we get the lower bounds for the  $(\phi, \psi)$ -admissible constants  $C_\phi$  and  $C_\psi$  given in Proposition 1, that guarantee  $\sigma^{d-1}, \bar{\sigma} \in \mathcal{M}_{C_\phi} \cap \mathcal{M}_{C_\psi}$ .

### A.2 Proof of Proposition 2

Let us first state the two following lemmas: Lemma 2 writes an integration result using push-forward measures; it relates integrals with respect to a measure  $\eta$  and its push-forward under a measurable map  $f : \mathcal{X} \rightarrow \mathcal{Y}$ . Lemma 3 proves that the admissible set of couplings between the embedded measures are exactly the embedded of the admissible couplings between the original measures.

**Lemma 2** Let  $f : S \rightarrow T$  be a measurable mapping, let  $\eta$  be a measurable measure on  $S$ , and let  $g$  be a measurable function on  $T$ . Then  $\int_T g df_\# \eta = \int_S (g \circ f) d\eta$ .

**Lemma 3** [Lemma 6 in Paty and Cuturi (2019)] For all  $\phi, \psi$  and  $\mu \in \mathcal{P}(\mathcal{X}), \nu \in \mathcal{P}(\mathcal{Y})$ , one has  $\Pi(\phi\#\mu, \psi\#\nu) = \{(\phi \otimes \psi)\#\gamma \text{ s.t. } \gamma \in \Pi(\mu, \nu)\}$ , where  $\phi \otimes \psi : \mathcal{X} \times \mathcal{Y} \rightarrow \mathcal{X} \times \mathcal{Y}$  such that  $(\phi \otimes \psi)(x, y) = (\phi(x), \psi(y))$  for all  $x, y \in \mathcal{X} \times \mathcal{Y}$ .

• (i)  $\mathcal{DSE}_r(\mu, \mu)$  is finite. In one hand, we assume that  $\mu \in \mathcal{P}_r(\mathcal{X})$  and  $\nu \in \mathcal{P}_r(\mathcal{Y})$ , hence its  $r$ -th moments are finite, i.e.,  $M_r(\mu) = (\int_{\mathcal{X}} \|x\|^r d\mu(x))^{1/r} < \infty$  and  $M_r(\nu) = (\int_{\mathcal{Y}} \|y\|^r d\nu(y))^{1/r} < \infty$ . In the other hand, the following holds for all parameter  $\theta \in \mathbb{S}^{d-1}$  and a couple  $(\phi, \psi)$ -embeddings,

$$\begin{aligned} \mathcal{W}_r^r(\mu_{\phi, \theta}, \nu_{\psi, \theta}) &= \inf_{\pi \in \Pi(P_{\phi(\theta)} \# \mu, \psi(\theta) \# \nu)} \int_{\mathbb{R} \times \mathbb{R}} |u - u'|^r d\pi(u, u') \\ &\stackrel{(\text{Lemma 3})}{=} \inf_{\gamma \in \Pi(\mu, \nu)} \int_{\mathcal{X} \times \mathcal{Y}} |\phi(\theta)^\top x - \psi(\theta)^\top y|^r d\gamma(x, y) \\ &\leq 2^{r-1} \inf_{\gamma \in \Pi(\mu, \nu)} \int_{\mathcal{X} \times \mathcal{Y}} (|\phi(\theta)^\top x|^r + |\psi(\theta)^\top y|^r) d\gamma(x, y) \\ &= 2^{r-1} \inf_{\gamma \in \Pi(\mu, \nu)} \left( \int_{\mathcal{X}} |\phi(\theta)^\top x|^r d\mu(x) + \int_{\mathcal{Y}} |\psi(\theta)^\top y|^r d\nu(y) \right), \end{aligned}$$

where we use the facts that  $(s+t)^r \leq 2^{r-1}(s^r + t^r)$ ,  $\forall s, t \in \mathbb{R}_+$  and that any  $\gamma$  transport plan has marginals  $\mu$  on  $\mathcal{X}$  and  $\nu$  on  $\mathcal{Y}$ . By Cauchy–Schwarz inequality, we get

$$\mathcal{W}_r^r(\mu_{\phi, \theta}, \nu_{\psi, \theta}) \leq 2^{r-1} \left( \int_{\mathcal{X}} \|\phi(\theta)\|^r \|x\|^r d\mu(x) + \int_{\mathcal{Y}} \|\psi(\theta)\|^r \|y\|^r d\nu(y) \right) = 2^{r-1} (M_r^r(\mu) + M_r^r(\nu)).$$

Then,  $(\mathbb{E}_{\theta \sim \Theta} [\mathcal{W}_r^r(\mu_{\phi, \theta}, \nu_{\psi, \theta})])^{1/r} \leq 2^{\frac{r-1}{r}} (M_r^r(\mu) + M_r^r(\nu))^{1/r} \leq 2^{\frac{r-1}{r}} (M_r(\mu) + M_r(\nu))$ . Finally, one has that  $\mathcal{DSE}_r(\mu, \nu) \leq 2^{\frac{r-1}{r}} (M_r(\mu) + M_r(\nu))$ .

• (ii) *Non-negativity and symmetry.* Together the non-negativity, symmetry of Wasserstein distance and the decoupling property of iterated infima (or principle of the iterated infima) yield the non-negativity and symmetry of the distributional sliced sub-embedding distance.

• (ii)  $\mathcal{DSE}_r(\mu, \mu) = 0$ . Let  $\phi$  and  $\phi'$  two embeddings for projecting the same distribution  $\mu$ . Without loss of generality, we suppose that the corresponding  $(\phi, \phi')$ -admissible constants  $C'_\phi \leq C_\phi$ , hence  $\mathcal{M}_{C_{\phi'}} \subseteq \mathcal{M}_{C_\phi}$ . Straightforwardly, we have

$$\begin{aligned} \mathcal{DSE}_r(\mu, \mu) &= \inf_{\phi, \phi'} \sup_{\Theta \in \mathcal{M}_{C_\phi} \cap \mathcal{M}_{C_{\phi'}}} \left( \mathbb{E}_{\theta \sim \Theta} [\mathcal{W}_r^r(\mu_{\phi, \theta}, \mu_{\phi', \theta})] \right)^{\frac{1}{r}} \\ &\leq \inf_{\phi, \phi'} \max \left\{ \sup_{\Theta \in \mathcal{M}_{C_\phi}} \left( \mathbb{E}_{\theta \sim \Theta} [\mathcal{W}_r^r(\mu_{\phi, \theta}, \mu_{\phi', \theta})] \right)^{\frac{1}{r}}, \sup_{\Theta \in \mathcal{M}_{C_{\phi'}}} \left( \mathbb{E}_{\theta \sim \Theta} [\mathcal{W}_r^r(\mu_{\phi, \theta}, \mu_{\phi', \theta})] \right)^{\frac{1}{r}} \right\} \\ &= \inf_{\phi} \inf_{\phi'} \max \left\{ \sup_{\Theta \in \mathcal{M}_{C_\phi}} \left( \mathbb{E}_{\theta \sim \Theta} [\mathcal{W}_r^r(\mu_{\phi, \theta}, \mu_{\phi', \theta})] \right)^{\frac{1}{r}}, \sup_{\Theta \in \mathcal{M}_{C_{\phi'}}} \left( \mathbb{E}_{\theta \sim \Theta} [\mathcal{W}_r^r(\mu_{\phi, \theta}, \mu_{\phi', \theta})] \right)^{\frac{1}{r}} \right\} \\ &\leq \inf_{\phi} \max \left\{ \sup_{\Theta \in \mathcal{M}_{C_\phi}} \left( \mathbb{E}_{\theta \sim \Theta} [\mathcal{W}_r^r(\mu_{\phi, \theta}, \mu_{\phi, \theta})] \right)^{\frac{1}{r}}, \sup_{\Theta \in \mathcal{M}_{C_{\phi'}}} \left( \mathbb{E}_{\theta \sim \Theta} [\mathcal{W}_r^r(\mu_{\phi, \theta}, \mu_{\phi, \theta})] \right)^{\frac{1}{r}} \right\} \\ &\leq \inf_{\phi} \sup_{\Theta \in \mathcal{M}_{C_\phi}} \left( \mathbb{E}_{\theta \sim \Theta} [\mathcal{W}_r^r(\mu_{\phi, \theta}, \mu_{\phi, \theta})] \right)^{\frac{1}{r}} \\ &= 0. \end{aligned}$$

• (iii) One has  $(\frac{1}{d})^{\frac{1}{r}} \inf_{\phi, \psi} \max_{\theta \in \mathbb{S}^{d-1}} \mathcal{W}_r(\mu_{\phi, \theta}, \nu_{\psi, \theta}) \leq \mathcal{DSE}_r(\mu, \nu) \leq \inf_{\phi, \psi} \max_{\theta \in \mathbb{S}^{d-1}} \mathcal{W}_r(\mu_{\phi, \theta}, \nu_{\psi, \theta})$ . Since  $\mathcal{M}_{C_\phi} \cap \mathcal{M}_{C_\psi} \subset \mathcal{M}_1$  and  $\mathcal{W}_r^r(\mu_{\phi, \theta}, \nu_{\psi, \theta}) \leq \max_{\theta \in \mathbb{S}^{d-1}} \mathcal{W}_r^r(\mu_{\phi, \theta}, \nu_{\psi, \theta})$  we find that

$$\begin{aligned} \sup_{\Theta \in \mathcal{M}_{C_\phi} \cap \mathcal{M}_{C_\psi}} \left( \mathbb{E}_{\theta \sim \Theta} [\mathcal{W}_r^r(\mu_{\phi, \theta}, \nu_{\psi, \theta})] \right)^{\frac{1}{r}} &\leq \sup_{\Theta \in \mathcal{M}_1} \left( \mathbb{E}_{\theta \sim \Theta} [\mathcal{W}_r^r(\mu_{\phi, \theta}, \nu_{\psi, \theta})] \right)^{\frac{1}{r}} \\ &\leq \left( \max_{\theta \in \mathbb{S}^{d-1}} \mathcal{W}_r^r(\mu_{\phi, \theta}, \nu_{\psi, \theta}) \right)^{1/r} \\ &\leq \max_{\theta \in \mathbb{S}^{d-1}} \mathcal{W}_r(\mu_{\phi, \theta}, \nu_{\psi, \theta}), \end{aligned}$$

which entails that  $\mathcal{DSE}_r(\mu, \nu) \leq \inf_{\phi, \psi} \max_{\theta \in \mathbb{S}^{d-1}} \mathcal{W}_r(\mu_{\phi, \theta}, \nu_{\psi, \theta})$ . Moreover, since the  $(\phi, \psi)$ -admissible constants  $C_\phi$  and  $C_\psi$  satisfy  $C_\phi \geq \frac{U_\phi}{d}$  and  $C_\psi \geq \frac{U_\psi}{d}$  hence  $\bar{\sigma} = \sum_{l=1}^d \frac{1}{d} \delta_{\theta_l} \in \mathcal{M}_{C_\phi} \cap \mathcal{M}_{C_\psi}$ , where we set  $\theta_1 = \arg \max_{\theta \in \mathbb{S}^{d-1}} \mathcal{W}_r(\mu_{\phi, \theta}, \nu_{\psi, \theta})$ . We then obtain

$$\begin{aligned} \mathcal{DSE}_r(\mu, \nu) &\geq \inf_{\phi, \psi} \left( \mathbb{E}_{\theta \sim \bar{\sigma}} [\mathcal{W}_r^r(\mu_{\phi, \theta}, \nu_{\psi, \theta})] \right)^{\frac{1}{r}} \\ &= \inf_{\phi, \psi} \left( \sum_{l=1}^d \frac{1}{d} \mathcal{W}_r^r(\mu_{\phi, \theta_l}, \nu_{\psi, \theta_l}) \right)^{\frac{1}{r}} \\ &\geq \left( \frac{1}{d} \right)^{1/r} \inf_{\phi, \psi} \mathcal{W}_r(\mu_{\phi, \theta_1}, \nu_{\psi, \theta_1}) \\ &= \left( \frac{1}{d} \right)^{1/r} \inf_{\phi, \psi} \max_{\theta \in \mathbb{S}^{d-1}} \mathcal{W}_r(\mu_{\phi, \theta}, \nu_{\psi, \theta}). \end{aligned}$$

• (iv) For  $p = q$ , DSE discrepancy is upper bound by the distributional Wasserstein distance (DSW). Let us first recall the DSW distance: let  $C > 0$  and set  $\mathcal{M}_C = \{\Theta \in \mathcal{P}(\mathbb{S}^{d-1}) : \mathbb{E}_{\theta, \theta' \sim \Theta} [\|\langle \theta, \theta' \rangle\|] \leq C\}$ .

$$\mathcal{DSW}_r(\mu, \nu) = \sup_{\Theta \in \mathcal{M}_C} \left( \mathbb{E}_{\theta \sim \Theta} [\mathcal{W}_r^r(\mu_\theta, \nu_\theta)] \right)^{\frac{1}{r}}.$$

We have that the case of a identity couple of embeddings,  $\phi = Id, \psi = Id$ , the probability measure set  $\mathcal{M}_{C_\phi}, \mathcal{M}_{C_\psi} = \mathcal{M}_C$ , then it is trivial that  $\mathcal{DSE}_r(\mu, \nu) \leq \mathcal{DSW}_r(\mu, \nu)$ .

• (v) *Rotation invariance.* Note that  $(R\#\mu)_{\phi, \theta} = P_{\phi(\theta)}\#(R\#\mu) = (P_{\phi(\theta)} \circ R)\#\mu$ , and for all  $x \in \mathbb{R}^p$ , using the adjoint operator  $R^*$ , ( $R^* = R^{-1}$ ),  $(P_{\phi(\theta)} \circ R)(x) = \langle \phi(\theta), R(x) \rangle = \langle R^*(\phi(\theta)), x \rangle = P_{R^* \circ \phi(\theta)}(x)$ .

Then,  $(R\#\mu)_{\phi,\theta} = (P_{R^*\circ\phi(\theta)})\#\mu$ . Analogously, one has  $(Q\#\nu)_{\psi,\theta} = (P_{Q^*\circ\psi(\theta)})\#\nu$ . Moreover,

$$\begin{aligned}\mathcal{M}_{C_\phi} &= \{\Theta \in \mathcal{P}(\mathbb{S}^{d-1}) : \mathbb{E}_{\theta,\theta' \sim \Theta}[\langle \phi(\theta), \phi(\theta') \rangle]\} \\ &= \{\Theta \in \mathcal{P}(\mathbb{S}^{d-1}) : \mathbb{E}_{\theta,\theta' \sim \Theta}[\langle (R^* \circ \phi)(\theta), (R^* \circ \phi)(\theta') \rangle]\} \\ &= \mathcal{M}_{C_{R^* \circ \phi}}.\end{aligned}$$

Then we have similarly  $\mathcal{M}_{C_\psi} = \mathcal{M}_{C_{Q^* \circ \psi}}$ . This implies

$$\begin{aligned}\mathcal{DSE}_r(R\#\mu, Q\#\nu) &= \inf_{\phi,\psi} \sup_{\Theta \in \mathcal{M}_{C_\phi} \cap \mathcal{M}_{C_\psi}} \left( \mathbb{E}_{\theta \sim \Theta} [\mathcal{W}_r^r((R\#\mu)_{\phi,\theta}, (Q\#\nu)_{\psi,\theta})] \right)^{\frac{1}{r}} \\ &= \inf_{\phi,\psi} \sup_{\Theta \in \mathcal{M}_{C_\phi} \cap \mathcal{M}_{C_\psi}} \left( \mathbb{E}_{\theta \sim \Theta} [\mathcal{W}_r^r((P_{R^* \circ \phi(\theta)})\#\mu, (P_{Q^* \circ \psi(\theta)})\#\nu)] \right)^{\frac{1}{r}} \\ &= \inf_{\phi,\psi} \sup_{\Theta \in \mathcal{M}_{C_\phi} \cap \mathcal{M}_{C_\psi}} \left( \mathbb{E}_{\theta \sim \Theta} [\mathcal{W}_r^r(\mu_{R^* \circ \phi, \theta}, \mu_{Q^* \circ \psi, \theta})] \right)^{\frac{1}{r}} \\ &= \inf_{\phi,\psi} \sup_{\Theta \in \mathcal{M}_{C_{R^* \circ \phi}} \cap \mathcal{M}_{C_{Q^* \circ \psi}}} \left( \mathbb{E}_{\theta \sim \Theta} [\mathcal{W}_r^r(\mu_{R^* \circ \phi, \theta}, \nu_{Q^* \circ \psi, \theta})] \right)^{\frac{1}{r}} \\ &= \inf_{\phi,\psi} \sup_{\Theta \in \mathcal{M}_{C_{R^* \circ \phi}} \cap \mathcal{M}_{C_{Q^* \circ \psi}}} \left( \mathbb{E}_{\theta \sim \Theta} [\mathcal{W}_r^r(\mu_{R^* \circ \phi, \theta}, \nu_{Q^* \circ \psi, \theta})] \right)^{\frac{1}{r}} \\ &= \inf_{\phi'=R^* \circ \phi, \psi'=Q^* \circ \psi} \sup_{\Theta \in \mathcal{M}_{C_{\phi'}} \cap \mathcal{M}_{C_{\psi'}}} \left( \mathbb{E}_{\theta \sim \Theta} [\mathcal{W}_r^r(\mu_{\phi', \theta}, \nu_{\psi', \theta})] \right)^{\frac{1}{r}} \\ &= \mathcal{DSE}_r(\mu, \nu).\end{aligned}$$

• *(vi) Translation quasi-invariance.* We have

$$\mathcal{DSE}_r(T_\alpha\#\mu, T_\beta\#\nu) = \inf_{\phi,\psi} \sup_{\Theta \in \mathcal{M}_{C_\phi} \cap \mathcal{M}_{C_\psi}} \left( \mathbb{E}_{\theta \sim \Theta} [\mathcal{W}_r^r((T_\alpha\#\mu)_{\phi,\theta}, (T_\beta\#\nu)_{\psi,\theta})] \right)^{\frac{1}{r}}.$$

By Lemmas 3 and 2, we have

$$\begin{aligned}\mathcal{W}_r^r((T_\alpha\#\mu)_{\phi,\theta}, (T_\beta\#\nu)_{\psi,\theta}) &= \inf_{\gamma \in \Pi((T_\alpha\#\mu)_{\phi,\theta}, (T_\beta\#\nu)_{\psi,\theta})} \int_{\mathbb{R}^2} |u - v|^r d\gamma(u, v) \\ &= \inf_{\gamma \in \Pi((P_{\phi(\theta)} \circ T_\alpha)\#\mu, (P_{\psi(\theta)} \circ T_\beta)\#\nu)} \int_{\mathbb{R}^2} |u - v|^r d\gamma(u, v) \\ &= \inf_{\gamma \in \Pi(\mu, \nu)} \int_{\mathcal{X} \times \mathcal{Y}} |P_{\phi(\theta)} \circ T_\alpha(x) - P_{\psi(\theta)} \circ T_\beta(y)|^r d\gamma(x, y) \\ &= \inf_{\gamma \in \Pi(\mu, \nu)} \int_{\mathcal{X} \times \mathcal{Y}} |(P_{\phi(\theta)}(x) - P_{\psi(\theta)}(y)) + (P_{\phi(\theta)}(\alpha) - P_{\psi(\theta)}(\beta))|^r d\gamma(x, y) \\ &\leq 2^{r-1} \left( \inf_{\gamma \in \Pi(\mu, \nu)} \int_{\mathcal{X} \times \mathcal{Y}} |(P_{\phi(\theta)}(x) - P_{\psi(\theta)}(y))|^r d\gamma(x, y) + |P_{\phi(\theta)}(\alpha) - P_{\psi(\theta)}(\beta)|^r \right) \\ &\leq 2^{r-1} \left( \inf_{\gamma \in \Pi(\mu, \nu)} \int_{\mathcal{X} \times \mathcal{Y}} |(P_{\phi(\theta)}(x) - P_{\psi(\theta)}(y))|^r d\gamma(x, y) + (\|\alpha\| + \|\beta\|)^r \right).\end{aligned}$$

Thanks to Minkowski inequality,

$$\begin{aligned}& \sup_{\Theta \in \mathcal{M}_{C_\phi} \cap \mathcal{M}_{C_\psi}} \left( \mathbb{E}_{\theta \sim \Theta} [\mathcal{W}_r^r((T_\alpha\#\mu)_{\phi,\theta}^\phi, (T_\beta\#\nu)_{\psi,\theta}^\psi)] \right)^{\frac{1}{r}} \\ & \leq 2^{r-1} \sup_{\Theta \in \mathcal{M}_{C_\phi} \cap \mathcal{M}_{C_\psi}} \left( \mathbb{E}_{\theta \sim \Theta} \left[ \inf_{\gamma \in \Pi(\mu, \nu)} \int_{\mathcal{X} \times \mathcal{Y}} |(P_{\phi(\theta)}(x) - P_{\psi(\theta)}(y))|^r d\gamma(x, y) \right] \right)^{\frac{1}{r}} \\ & \quad + 2^{r-1} (\|\alpha\| + \|\beta\|) \sup_{\Theta \in \mathcal{M}_{C_\phi} \cap \mathcal{M}_{C_\psi}} (\Theta(\mathbb{S}^{d-1}))^{\frac{1}{r}} \\ & \leq 2^{r-1} \sup_{\Theta \in \mathcal{M}_{C_\phi} \cap \mathcal{M}_{C_\psi}} \left( \mathbb{E}_{\theta \sim \Theta} [\mathcal{W}_r^r(\mu_{\phi, \theta}, \nu_{\psi, \theta})] \right)^{\frac{1}{r}} + 2^{r-1} (\|\alpha\| + \|\beta\|).\end{aligned}$$

Therefore, we get  $\mathcal{DSE}_r(T_\alpha\#\mu, T_\beta\#\nu) \leq 2^{r-1} \mathcal{DSE}_r(\mu, \nu) + 2^{r-1} (\|\alpha\| + \|\beta\|)$ .

## B Implementation

This section graphically describes the learning procedure in Algorithm 1. It also provides the training details not exposed in the main body of the paper.

### B.1 Learning scheme

We present in Figure 7 the updated graphics of our approach, highlighting the main components : the distributional part is ensured by a first deep neural network as is each of the mappings. As each of the networks should be learned, we included the part of the loss functions associated with each network (blue fonts correspond to minimization, whereas red fonts correspond to maximization, see Algorithm section).

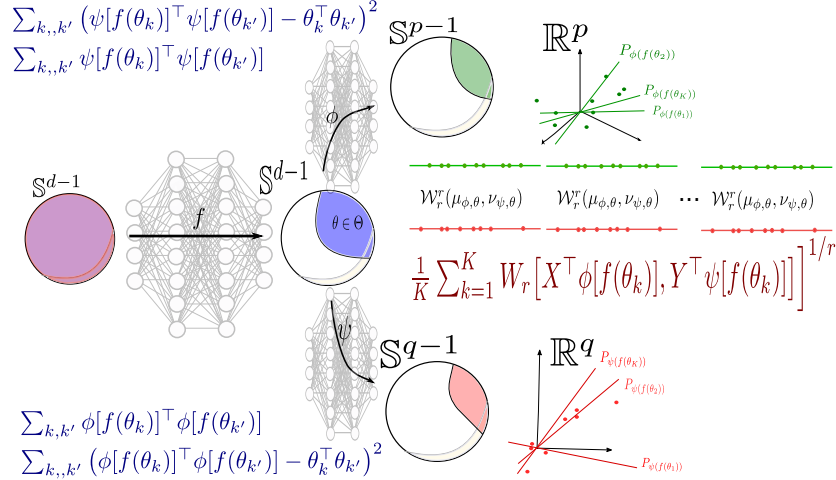


Figure 7: The implemented approach. Both the distributional and mappings parts are achieved by deep neural networks. A number  $K$  of projections is used to compute 1D-Wasserstein distances.

### B.2 Training details

Our experimental evaluations on shape datasets for scalability contrast GW, SGW and DSE. Regarding or classification under isometry transformations, we additionally consider RI-SGW. Used hyper-parameters for those experiments are detailed below. Notice that SGW, RI-SGW and DSE rely on  $K$ , the number of projections sampled uniformly over the unit sphere. This  $K$  may vary from a method to another.

1. SGW:  $K$ .
2. RI-SGW:  $\lambda_{\text{RI-SGW}}$ , the learning rate and  $T$ , the maximal number of iterations for solving 4 over the Stiefel manifold.
3. DSE: beyond  $K$  and the latent space dimension  $d$ , it requires the parametrization of  $\phi$ ,  $\psi$  and  $f$  as deep neural networks and their optimizers. For solving the min-max problem by an alternating optimization scheme we use  $N$  inner loops and  $T$  number of epochs.

For SGW and RI-SGW we use the code made available by their authors and cite the related reference (Vayer et al., 2018) as they require. We use POT toolbox (Flamary et al., 2021) to compute GW distance.

**Scalability** This experiment measures the average running time to compute OT-based distance between two pairs of shapes made of  $n$  3D-vertices. 100 pairs of shapes were considered and  $n$  varies in  $\{100, 250, 500, 1000, 1500, 2000\}$ .

We choose  $K_{\text{SGW}} = 1000$  (as a default value).

For DSE, the mapping function  $f$  is designed as a deep network with 2 dense hidden layers of size 50. Regarding both  $\phi$  and  $\psi$ , they have also the same architecture as  $f$  (with adapted input and output layers) but the hidden



layers are 10-dimensional. Adam optimizers with default parameters are selected to train them. Finally we consider  $K_{\text{DSE}} = 10$ ,  $d = 5$ ,  $T = 50$ ,  $N = 1$  as default values. Notice also that the regularization parameters  $\lambda_C$  and  $\lambda_a$  are set to 1.

The used ground cost distance for GW distance is the geodesic distance.

**Classification under isometry invariance** For this experiment, we consider the same set of hyper-parameters as for **Scalability** evaluation on shape datasets. Besides, the supplementary competitor RI-SGW was trained by setting  $K_{\text{RI-SGW}} = 1000 = K_{\text{SGW}} = 1000$ ,  $\lambda_{\text{RI-SGW}} = 0.01$ ,  $T_{\text{RI-SGW}} = 500$ .

## C Additional experimental results

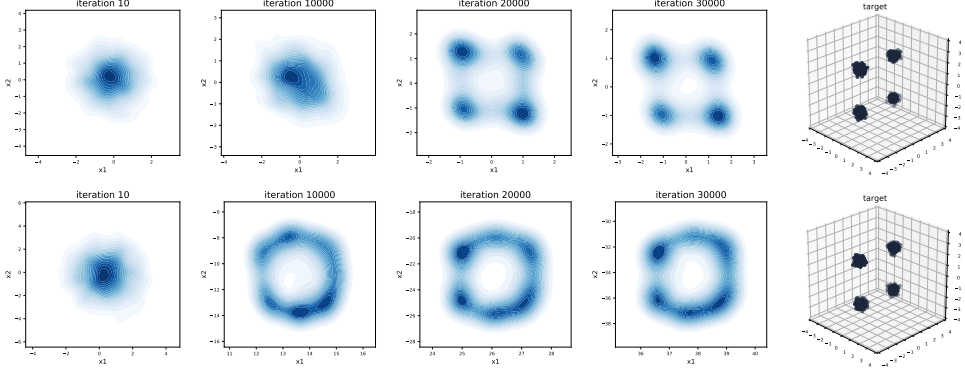


Figure 8: Comparing (top) DSE and (bottom) SGW on generating 2D distributions from 3D target.

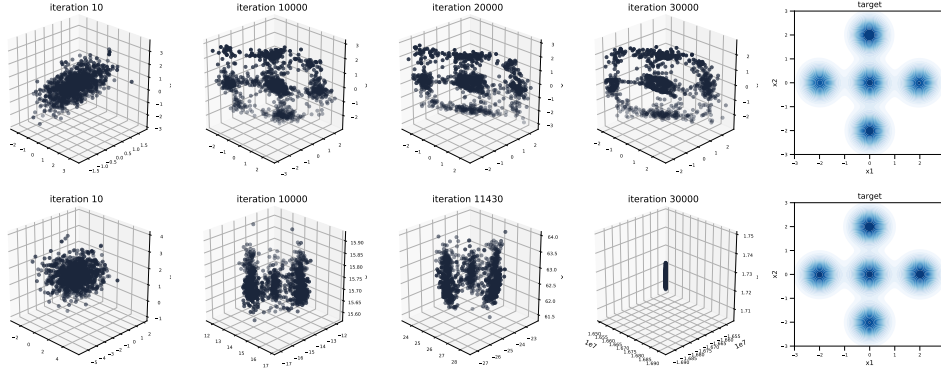


Figure 9: Comparing (top) DSE and (bottom) SGW on generating 3D distributions from 2D target.

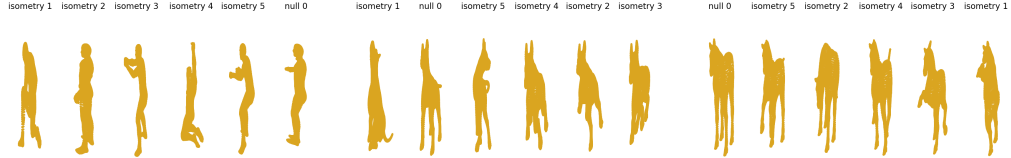


Figure 10: Instances of the correspondence shape dataset with isometry transformation. The classes are respectively human, dog and horse.