

NONLINEAR MATRIX APPROXIMATION WITH RADIAL BASIS FUNCTION COMPONENTS

ELIZAVETA REBROVA AND YU-HANG TANG
 COMPUTATIONAL RESEARCH DIVISION
 LAWRENCE BERKELEY NATIONAL LABORATORY
 BERKELEY, CA 94598, USA
 ELIZAVETA.REBROVA@GMAIL.COM, TANG.MAXIN@GMAIL.COM

ABSTRACT. We introduce and investigate matrix approximation by decomposition into a sum of radial basis function (RBF) components. An RBF component is a generalization of the outer product between a pair of vectors, where an RBF function replaces the scalar multiplication between individual vector elements. Even though the RBF functions are positive definite, the summation across components is not restricted to convex combinations and allows us to compute the decomposition for *any* real matrix that is not necessarily symmetric or positive definite. We formulate the problem of seeking such a decomposition as an optimization problem with a nonlinear and non-convex loss function. Several modern versions of the gradient descent method, including their scalable stochastic counterparts, are used to solve this problem. We provide extensive empirical evidence of the effectiveness of the RBF decomposition and that of the gradient-based fitting algorithm. While being conceptually motivated by singular value decomposition (SVD), our proposed non-linear counterpart outperforms SVD by drastically reducing the memory required to approximate a data matrix with the same L_2 -error for a wide range of matrix types. For example, it leads to 2 to 10 times memory save for Gaussian noise, graph adjacency matrices, and kernel matrices. Moreover, this proximity-based decomposition can offer additional interpretability in applications that involve, e.g., capturing the inner low-dimensional structure of the data, retaining graph connectivity structure, and preserving the acutance of images.

1. INTRODUCTION

There is an extensive body of work that aims to approximate large multi-dimensional data via simple low-dimensional components. Such approximations save memory required to store the data and expose simpler underlying structures in the data. Probably, the most standard examples of such approximations are low-rank approximations, singular value decomposition (SVD) in the matrix case and canonical polyadic (CP, also known as CANDECOMP/PARAFAC) decomposition for higher order data [1, 2], where every component is represented by outer products of two or more vectors. Much less is known for low-complexity, but not necessarily low rank approximations. In this work, we seek to generalize outer products between the vectors with nonlinear functions, specifically, one-dimensional radial basis function (RBF) kernels. Each nonlinear component is still indexed by two vectors of the same size and, potentially, one additional scaling factor. However, the nonlinear relationship imposed between them leads to more expressive (in particular, a higher rank) component which leads to a better overall approximation with less explicit components comparing to the SVD.

Kernel functions are used in machine learning for various classification tasks to implicitly map the data to a higher-dimensional space (where the kernel matrix plays a role of the inner product), so that more sensitive training procedure is possible (e.g., [3]). RBF kernels are defined as

$$(1) \quad K = (K_{ij})_{i,j=1}^n = \exp(-\|\mathbf{x}_i - \mathbf{y}_j\|^2 / 2h^2)$$

where usually $\mathbf{y}_i = \mathbf{x}_i$ for the training dataset $(\mathbf{x}_i)_{i=1}^n \in V$. They are among the most popular kernel functions due to their flexibility and convenient interpretation as similarity measures: (i, j) 's entry of the kernel matrix is small as soon as i 's and j 'th components of the input vectors are dissimilar in the considered norm. We note that for any collections $(\mathbf{x}_i), \{\mathbf{y}_j\}$, not necessarily symmetric or of the same size, kernel function can be considered as a matrix-valued function $V_n \times V_m \rightarrow R^{n \times m}$. Casting V_n and V_m to be real vector spaces \mathbb{R}^n and \mathbb{R}^m respectively, we show that linear combinations of such kernel matrices can play a role as a universal approximations for the matrix data. As opposed to the classic machine learning approach, we think of the vectors $\mathbf{x}_i, \mathbf{y}_j$ as parameters to learn to express a given target data matrix. Clearly, this automatically exposes an underlying geometric structures in the data matrices based on similarities between the learned underlying vectors. However, we emphasize that

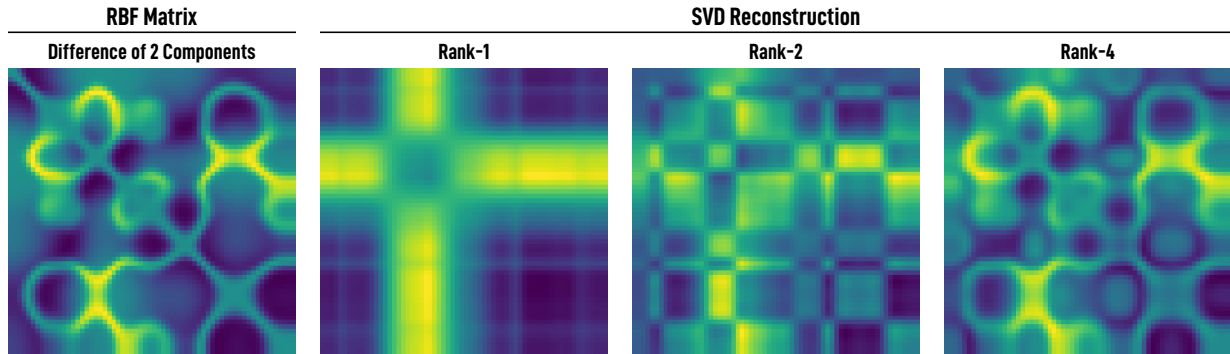


FIGURE 1. SVD approximation of K

our proposed RBF approximation is not specific to any special geometry related features in the data, and can successfully compete with SVD decomposition for general matrices.

Comparing to the SVD-based data approximation, our task results in new challenges in finding and interpreting the RBF approximations, including the absence of known direct algorithms to find the best decomposition, lack of orthogonality between the individual components, and a clear ordering of the components (based on the absolute values of singular values). However, we show that trading-in the linearity of the components has great advantages in memory efficiency and additional expressivity of the decomposition due to the Euclidean distance in the structure of the RBF kernels. We also demonstrate that iterative gradient-based optimization methods make the problem of finding a good approximation tractable.

This paper is structured as follows. In Section 2, we discuss an artificial case of the matrices that are structured as a couple of RBF components and thus are naturally ideally approximated this way. This sets the scene to formal description and discussion of our approximation method, including the successes and sophistications of the learning process, led in Section 3. Then, we provide extensive empirical evidence of the general applicability of the method. In Section 4, we turn to the case of general data matrices and demonstrate the advantage of the RBF approximation over a variety of natural matrix models (without a priori form that makes them amenable to the Gaussian form of the kernels in use, as in Section 2). In Section 5, we turn to the discussion of the specific ways in which we can use the learned RBF components to get additional spatial information about the data (including a manifold learning example, graph structure learning, and image compression). We conclude with the comparison of the proposed approach with the related work (beyond the SVD, this includes RBF networks and various approximations of kernel matrices) and discussion of the multiple future direction where the proposed RBF approximation could be useful, in Sections 6 and 7 respectively.

2. MOTIVATING EXAMPLE

Consider a vector $\mathbf{v} = (v_1, \dots, v_n) \in \mathbb{R}^n$ and a corresponding RBF kernel matrix $K = (k_{ij}) \in \mathbb{R}^{n \times n}$ such that

$$(2) \quad k_{ij} := \exp[-(v_i - v_j)^2].$$

We will refer to a matrix of this form (potentially, scaled by a scalar multiple) as *an RBF component*. Depending on \mathbf{v} , it can have vastly different structures: from a rank one constant matrix to a full-rank near identity matrix. In the case when \mathbf{v} is sampled from a random model (say, it has independent standard Gaussian components), the spectrum of $\frac{1}{n}K$ is tightly concentrated around the spectrum of $\frac{1}{n}\mathbb{E}K$ that has 9 components above 10^{-5} ([4]). A linear combination of two or more RBF components is not restricted to be semi-positive definite. Figure 1 shows one such example of a two-component matrix $K = 5K^1 - 4K^2$, where K^1 and K^2 are the RBF components defined as per (2) with \mathbf{v}^1 and \mathbf{v}^2 being standard normal vectors smoothed by one-dimensional Gaussian filters with variances 3 and 6 respectively. It requires only $2n$ parameters to encode K via correct functional form, but even the best rank 4 low-rank approximation (requiring $4n$ parameters) has mean square error above 0.01 and visibly imperfect reconstruction as we demonstrate in Figure 1.

So, at least for *some* matrices an RBF approximation is more efficient than any low-rank approximation. However, *every* matrix is exactly a linear combination of several rank one matrices, but is this so (even in approximation)

for the linear combinations of the RBF components? The first answer is no, at least since (2) generates symmetric matrices and symmetry is preserved in taking linear combinations. A natural generalization of the functional form (2) for general matrices is the following *non-symmetric RBF component* $\tilde{K} = (\tilde{k}_{ij}) \in \mathbb{R}^{n \times m}$,

$$(3) \quad \tilde{k}_{ij} = \exp[-(v_i - u_j)^2], \quad \text{for all } i \in [n], j \in [m].$$

One can notice that constructing $v_i = u_j$ for some fixed pair of indices (i, j) and all other pairs of coordinated coordinates so that $|u_i - v_j| > C$ for C large enough, we get \tilde{K} to be very close to a matrix with exactly one non-zero entry. This gives a trivial, albeit a memory-heavy, approximation: any matrix in $\mathbb{R}^{n \times m}$ can be approximated by at most nm components of type (3). Of course, this is completely impractical: storing a truncated SVD decomposition, and even all the elements of the matrix would take less memory. This motivates the main questions we address in this paper: *In what natural cases the RBF-approximation of a general data matrix K is more successful than an SVD-based one?* We present a broad range of such models in Section 4 and also discuss how the RBF approximation can reveal an inner structure of the matrix K in Section 5. *In addition, given a matrix K that is equal to or can be approximated by r RBF components, can we learn the vectors $\mathbf{v}^k, \mathbf{u}^k$ for $k = 1, \dots, r'$ together with the proper linear combination coefficients so that the resulting RBF component approximation recovers K and $r' \approx r$?* This is parallel to finding an SVD approximation of a given rank, but poses much more sophisticated optimization problem because of the nonlinearity.

3. OPTIMIZATION PROBLEM

For a matrix $K = (k_{ij}) \in \mathbb{R}^{n \times m}$, constructing an r -component kernel approximation is a problem of finding a sequence of column vectors $\{\mathbf{u}^{(k)} \in \mathbb{R}^n, k = 1, \dots, r\}$ and row vectors $\{\mathbf{v}^{(k)} \in \mathbb{R}^m, k = 1, \dots, r\}$, a vector of coefficients $\mathbf{a} \in \mathbb{R}^r$ and a scalar offset b such that

$$(4) \quad k_{ij} \approx k_{ij}^0 := b + \sum_{k=1}^r a_k \kappa(\mathbf{u}_i^{(k)}, \mathbf{v}_j^{(k)}),$$

where $\kappa : \mathbb{R} \times \mathbb{R} \rightarrow \mathbb{R}$ is a bivariate function that maps two real inputs into one real output. Throughout this paper, we fix κ to be an RBF kernel, so that, $\kappa(x, y) = \exp(-(x - y)^2)$ for any $x, y \in \mathbb{R}$. Note that since we are going to optimize over u and v , we do not have an additional window parameter, as in the standard RBF definition (1). This leads to the following optimization problem

$$(5) \quad \underset{\{\mathbf{u}^{(k)}\}, \{\mathbf{v}^{(k)}\}, \mathbf{a}, b}{\operatorname{argmin}} D(K, K^0), \quad \text{where} \quad D(K, K^0) = \frac{1}{nm} \sum_{i,j=1}^{n,m} (k_{ij} - k_{ij}^0)^2$$

is mean squared error loss function. Although other losses could be considered depending on an application, we choose an L_2 -based loss to compare with SVD-based approximation (being the best low-rank approximation in Frobenius norm by the classical Eckart–Young–Mirsky theorem [5]).

The problem (5) is nonlinear, non-convex, and potentially of very high dimension $\sim \mathcal{O}((n + m)k)$. Note that, in particular, the optimization problem global minimum is not unique. Only in the one-component case, discussed above, the entries of K define one-dimensional distances between the coordinates, so the set of global minima consists of “true” vector \mathbf{v} , its translations and their reflections.

We turn to gradient-based optimization techniques for solving the problem (5). It is known that the adaptive step size versions of the (stochastic) gradient descent methods can successfully handle complex non-convex objectives [6, 7, 8], and their practical use in the deep network community goes way beyond their established theoretical guarantees. We use ADAM [9] for all further experiments, and our empirical comparison demonstrates its advantage over the other popular gradient descent versions (see Figure 2 left and middle for the learning dynamic of the two-component matrix K considered in Section 2, Figure 1).

It is also known that the gradient-based methods are very sensitive to the initialization, and it is always advantageous to have a warm start for the training. Although the magnitudes of the entries of K give some information about the distances between the coordinates of the component vectors, it is hard to quantify, especially in fitting an approximation with more than one component. Here, we do not tune the starting distribution for the specific data matrix, but rather initialize randomly. The promise of random initialization was proposed in several recent papers, including

Another well-know gradient-based optimization process issue is to start, or to arrive in the training process to an iterate when several entries of the leaned vector $\mathbf{v}^{(k)}$ have large mutual distances, that results in vanishing

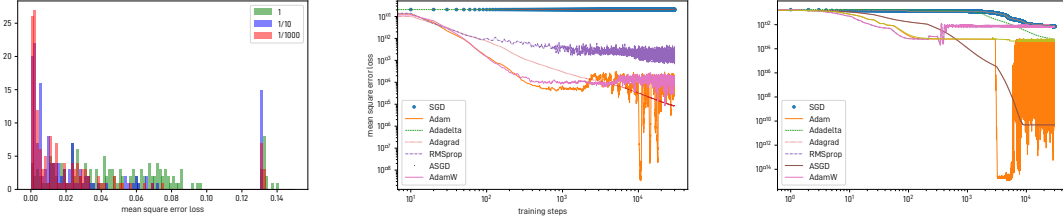


FIGURE 2. Optimization

gradient of the Gaussian function and stops the training process. To illustrate this issue, let us consider the problem of learning the vector \mathbf{v} from the matrix K that has the simplest one-component symmetric form (2). The loss function is

$$\mathcal{L} = \frac{1}{n^2} \sum_{ij} (\exp(-(x_i - x_j)^2) - K_{ij})^2$$

and its (i, j) -th gradient is given by $-2/n^2 (x_i - x_j) \exp(-(x_i - x_j)^2)$, which is very small if $|x_i - x_j|$ is either very large or smaller. So, the training stalls (or stops) if we start with the points that are too far from each other. We partially alleviate this issue by initializing all component vectors very small, namely, as random normal vectors multiplied by a factor of 0.001 or 0.0001. The experimental evidence shows that this makes the training process more consistent: the right display of the Figure 2 provides additional empirical support for the small starting values. It shows the distributions of the losses achieved on the batch of 150 runs, all started randomly with the independent standard normal entries, multiplied by a factor of 1, 0.1, and 0.001 respectively. We can see that the smaller the initialization values are, the larger fraction of a batch results in a correct almost zero solution.

However, as we can see from Figure 2 right, even the initialization approach described above together with the momentum and adaptive step size inherent to ADAM still results in a non-negligible fraction of runs that does not converge to a global minimum. However, the crucial advantage of our problem with respect to the majority of typical machine learning problems (when gradient-based approach is used for training the model) is that we always know the ground truth matrix K , and we do not need the learned parameters to generalize to any other input data. Thus, we can track the (test) error in the training process. The following process can be employed to get a consistent convergence result: after training a batch of gradient descent processes with various random starts, we track and keep only the best one (or several), and restart all the others with new random starts. Additionally, from tracking the learning dynamic (the rate of decay of the loss function), we can see which runs seem to stabilize in the local minimum and restart only those runs. Clearly, this training process is very slow, and moreover, it is debatable how much consistency we need between the runs in a batch, since it is enough to get just one good run to learn an efficient RBF approximation.

Stochastic gradient descent is often used in training deep neural networks to reduce the computational cost while also providing the ability to overcome local minima as a side effect of the introduced randomization. The key here is to estimate the gradient of the loss function with respect to the learnable parameters using a small subset of the training examples that is chosen randomly during each gradient descent iteration. In the context of solving (5) for the RBF decomposition, this translates into evaluating the loss function over a subset of the elements of the target matrix. In other words, we evaluate the loss function as

$$(6) \quad \tilde{\mathcal{L}} = \sum_{i,j \in I} D(k_{ij}, \tilde{k}_{ij}),$$

where I is an index set that contains a random subset of the elements of the matrix coordinates.

Let us conclude this section with a disclaimer that it is still an important direction for the future work to analyze the loss landscape specific to the RBF fitting problem and develop a more problem-informed initialization and optimization process.

4. EFFICIENCY OF THE RBF APPROXIMATION

In this section, we compare the L_2 -quality, measured by the MSE loss (5), of the approximations by RBF and SVD components over a variety of the data matrix models.

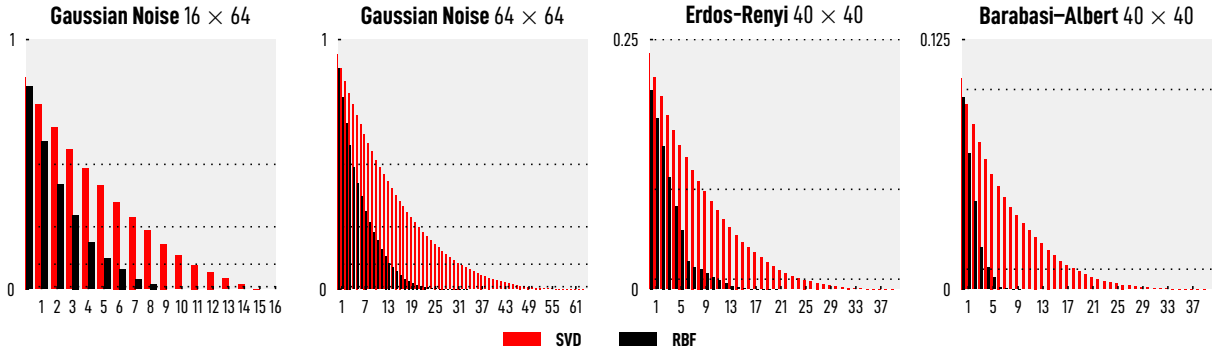


FIGURE 3. Artificial random matrices approximation

4.1. Artificial random data. First, we consider artificial random matrix models: random Gaussian noise for a square and a rectangular asymmetric matrices and adjacency matrices of the Erdos-Renyi and Barabasi-Albert [10] random graphs. We start with the most unstructured models to emphasize the point that the RBF approximation is more efficient than the SVD one not due to the data having special structure (like the first example in Figure 1), but due to more informative and flexible (in particular, higher rank) RBF components: being defined by the same number of parameters as the standard outer products, they learn *general* data matrices better¹.

Figure 3 shows the decay of the mean square loss as we increase the number of components r . For the random matrices with independent standard Gaussian entries, approximately twice more SVD ranks than RBF components are required to achieve the same mean square error (see also the comparison in Table 1).

MSE	# SVD ranks	# RBF components
< 0.1	33	15
< 0.01	50	23
< 0.001	58	28

TABLE 1. SVD vs RBF approximations for the 64×64 Gaussian noise

Also considered in Figure 3, the adjacency matrix for 40×40 Erdos-Renyi random graph on 40 vertices with 0.5 probability of each independent undirected edge 0.5 and for Barabasi-Albert random graph also on 40 vertices, formed by the illustrates preferential attachment model, so that each new vertex is attached with 3 undirected edges (see, e.g., [10] for the further details on construction). For both graph models, for low r , the MSE loss is similar between RBF and SVD models with some advantage of the RBF approximation. And RBF model exhibits much faster decay as the number of components grow. In particular, for the Erdos-Renyi model, exact reconstruction (up to the MSE error below 10^{-5}) requires 18 RBF components and 39 SVD components, and for the preferential attachment model 8 RBF and 37 SVD components are needed for the exact reconstruction.

4.2. Marginalized Kernel’s RKHS Distance matrix. In the next example, we try to approximate a distance matrix between a set of molecules in the RKHS induced by a marginalized graph kernel [11, 12, 13]. Each molecule is represented by a graph where nodes represent atoms and edges represent inter-atomic interactions. The inner product between two molecular graphs defined by the graph kernel is the expectation of the similarity between simultaneous random walk paths on the graphs. Given a graph kernel $\langle \cdot, \cdot \rangle$ and a pair of graphs G and G' , the distance is computed by the geometric definition:

$$d_{G,G'}^2 = \langle \phi(G) - \phi(G'), \phi(G) - \phi(G') \rangle = \langle G, G \rangle + \langle G', G' \rangle - 2\langle G, G' \rangle.$$

The matrix in Figure 4 (left) is computed from a random subset of 256 molecules from the QM7 dataset [14]. Two middle plots in Figure 4 show the MSE losses in log scale of the RBF approximation (green and black) and the SVD

¹There are “adversarial” settings where SVD approximation will show better results than the RBF one: for example, a rank 1 matrix can be approximated exactly by one SVD component, but not by one RBF component, however, as rank r grows, we can see that rank $r' \lesssim r$ approximations by the RBF components quickly become more efficient. See also the discussion about the correct functional form below in Section 6

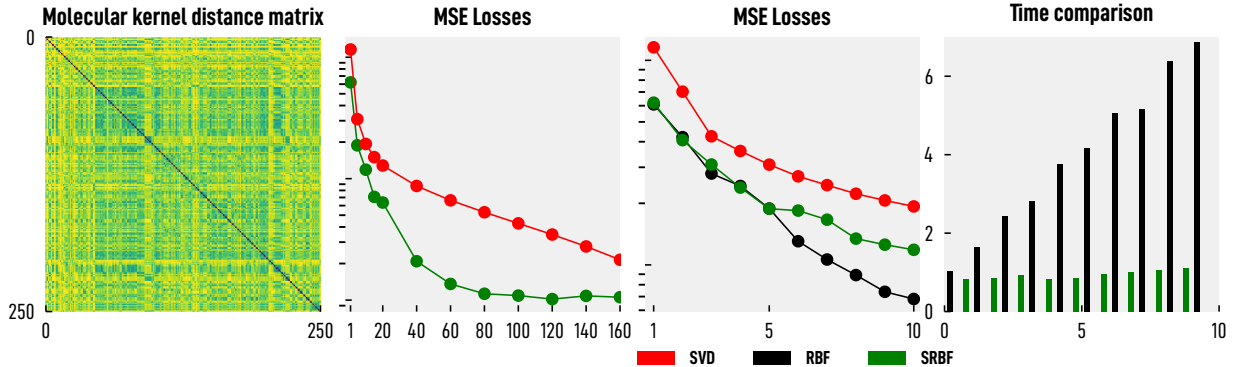


FIGURE 4. Marginalized kernel distance matrix approximation

approximation (red) with the same number of ranks. To further demonstrate the advantage of the RBF approximation, in Table 2, we collect the number of components required to achieve certain approximation accuracy, in particular, there is more than 10 times memory save to reach a 0.0003 MSE loss.

MSE	# SVD ranks	# RBF components
< 0.01	3	1
0.001	30	7
0.0003	121	19

TABLE 2. SVD vs RBF approximations for the molecular kernel distance matrix

Green plots in Figure 4 refer to the RBF approximation obtained by the stochastic optimization approach (discussed above in the end Section 3) and black plots refer to the full gradient training. In Figure 4 display 3, we can see that a non-stochastic training tends to be more efficient for the same parameter set-up (batch size is 50, learning rate is 0.1 and the number of ADAM iteration steps is 25000), however, the stochastic one (with the mini-batches set to be $8 \cdot 256$) still shows significant advantage compared to the SVD approximation, see display 2. In Figure 4 (right), we demonstrate an important advantage of using the stochastic learning process: the time in minutes for learning the RBF components in the stochastic way does not grow linearly as the full-size RBF optimization does, and makes the whole process significantly faster.

5. INTERPRETATION OF THE RESULTING DECOMPOSITION

As we have discussed in the previous section, the RBF approximation reaches the same L_2 -error as an SVD approximation using several times less components (and thus, parameters), over a variety of natural models. However, the advantages of the RBF approximation go beyond the memory save. As any approximation of a large data object with a few much simpler, lower-dimensional components, it brings additional way to capture simpler underlying trends in the data. Radial basis function defines a distance-based kernel, and since we consider one-dimensional kernel matrices as RBF components, they can discover one-dimensional distance-related similarities in the data. In this section, we illustrate this on a sequence of diverse applications: learning one-dimensional geometry in a three-dimensional manifold, uncovering structures in graphs and compressing image data.

Before we proceed with the details, let us note that the applications that we consider are among very popular and widely studied applied math problems, so each of them is associated with multiple specialized and deeply studied solution approaches. Here, we do not have a goal to compare the RBF-based approach with the state-of-the-art solutions specialized to any of these applications, but rather to show the universality of the RBF approach over several diverse tasks, to motivate its competitive promise, and to set a stage for further exploration.

One-dimensional manifold learning. Consider an S-curve dataset $X = (X_1, \dots, X_{1000})$ with noise levels $\delta = 0, 0.2, 0.4, 0.6$. Specifically, each X_i is a point in 3-dimensional space with the coordinates $(\sin t, 2y, \text{sign}(t)(\cos t - 1)) + \delta Z$, where t and y selected uniformly at random from a segment and represent “time” coordinate along the curve and “width” coordinate of the letter S, perturbed with the additive random noise Z . We define K to be a soft distance matrix for the dataset, namely, $K_{ij} = \exp(-\|X_i - X_j\|^2/2)$, where $i, j = 1, \dots, 1000$. Then, one symmetric RBF component is fitted to approximate K and one-dimensional order of the real coordinates of the vector $u \in$

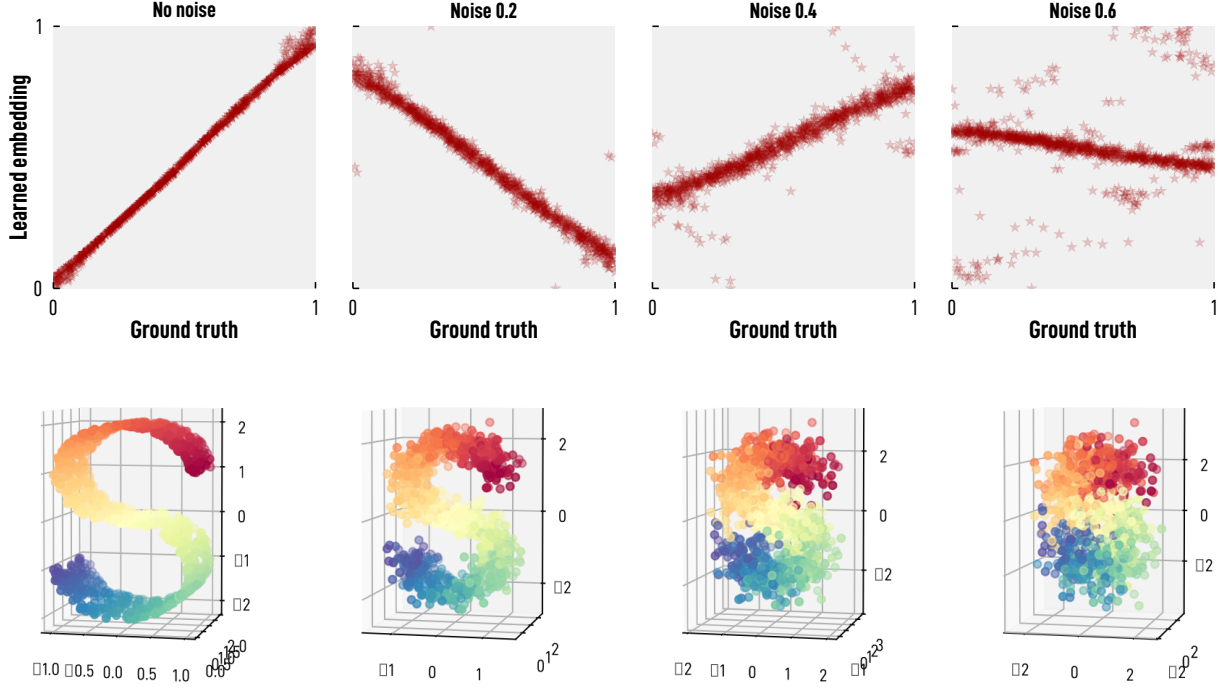


FIGURE 5. S-curve dataset and learned one-dimensional order of the data points

\mathbb{R}^{1000} (as per definition (2)) recovers the main one-dimensional structure of the S-curve, that is, the time coordinate t . See the relationship between the ground truth order along the curve (t) and learned order (u) depending on the noise level in Figure 5.

Community detection. The stochastic block model (SBM) is a random graph model with planted clusters, widely used to for community detection and clustering tasks (see, e.g., [15] for a survey of modern approaches to the SBM-based clustering, as well as their limitations). One of the most standard approaches to find k clusters in an SBM matrix is spectral, based on the clustering of the entries in k top leading eigenvectors. In contrast, only one RBF component can suffice to successfully detect multiple clusters, as we demonstrate in Figure 6. We consider an 80 vertices graph with 5 communities with 8, 12, 16, 20 and 24 vertices, each of them has the inner-cluster probability 0.8 and the across-cluster probability 0.2. Like in the previous example, we fit one symmetric RBF component to the adjacency matrix of the graph and do a one-dimensional clustering on the coordinates of the component vector u (as per definition (2)) to assign the respective graph vertices into 5 clusters, as shown in the right display of Figure 6.

Graph adjacency matrix compression. We return to the example of the Erdos-Renyi (40, 0.5) random graph considered above in Section 4 with the observation that the L_2 -based loss is probably not the most important measure of a meaningful graph compression. What one might want to preserve in approximation is the vertex and edge structure of the graph. In Figure 7, we can observe the difference in how well the RBF and SVD approximation models can capture the structural patterns in the adjacency matrix. To quantify this observation, we formalize the following *edge prediction algorithm*: we threshold the real valued entries of the approximation matrix by some value $\delta \in [0, 1]$ and predict an edge if the element of the approximation matrix is greater than δ (thus, it is close enough to its value in the binary adjacency matrix). We confirm the advantage of the RBF approximation in retaining the true edge structure by the difference in the ROC curve and AUC score ([16]) for the SVD-based and RBF-based edge prediction algorithms with 2 and 7 components (see Figure 7, right).

Image data compression. It is common to consider natural image data as inherently low-rank, this assumption makes it both theoretically and practically amenable for various denoising and compressive sensing tasks. Our preliminary experiments suggest that, unlike an exactly low-rank matrices, real images can be approximated with the




FIGURE 6. Community detection in stochastic block model

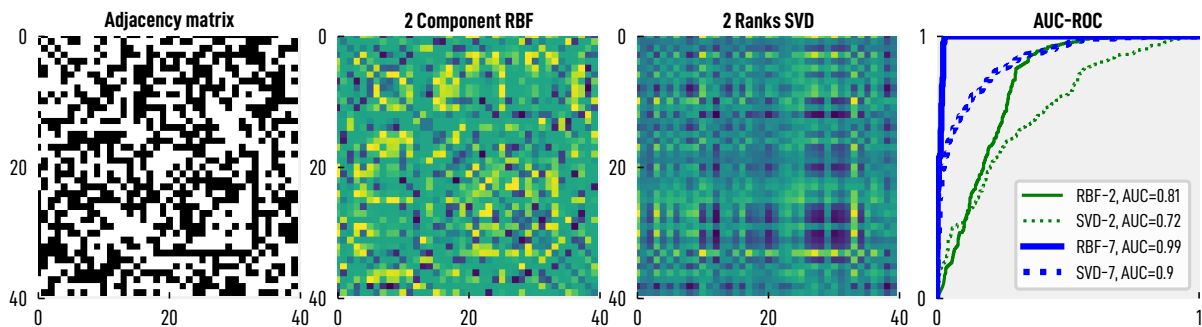


FIGURE 7. Recovering edge structure of an Erdos-Renyi random graph from a few components

RBF components at least just as well as with the SVD-based components, and moreover, and RBF-based approximation shows additional visual sharpness between the approximations using the same number of parameters. Here, we compare the quality of these two approximations on two images: a widely used in the image processing literature picture "Baboon" and a poster from a 2009 year documentary "Space Tourists". Note that we fit general asymmetric RBF approximation as per definition (3), and, clearly, we need a multi-component approximations to capture images well. For the "Baboon" image, MSE-losses are slightly better in the RBF approximation (see in the Table 3), and the visual quality of the compressed image is notably higher (as presented in Figure 8).

# ranks	# SVD MSE loss	# RBF MSE loss
32 ranks	0.0034	0.0024
64 ranks	0.0016	0.0006

TABLE 3. MSE losses for the compression of the "Baboon" image

For the "Space Tourists" poster, MSE-losses are very similar in approximations with the same number of components, however we can also observe the advantages of the RBF compression in the visual quality both in the text and the portrait parts of the poster (Figure 8). It is an important follow-up direction of the current work to define the quantitative measure that captures the differences in sharpness of the image compression better than the generic L_2 -based MSE loss.

6. RELATED WORK

The literature on low-rank approximation of matrices is truly abundant. While SVD is known to give the best L_2 norm approximation of a given rank, numerous treatments develop efficient algorithms for computing and approximating SVD, making the computations scalable and robust, and use them to do dimension reduction, denoising, and learning from data. For a survey, see, e.g., [17, 18]. Let us briefly note here that a slightly more sophisticated low-rank approximation tasks, such as low-rank tensor approximations, or non-negative matrix or factorizations,

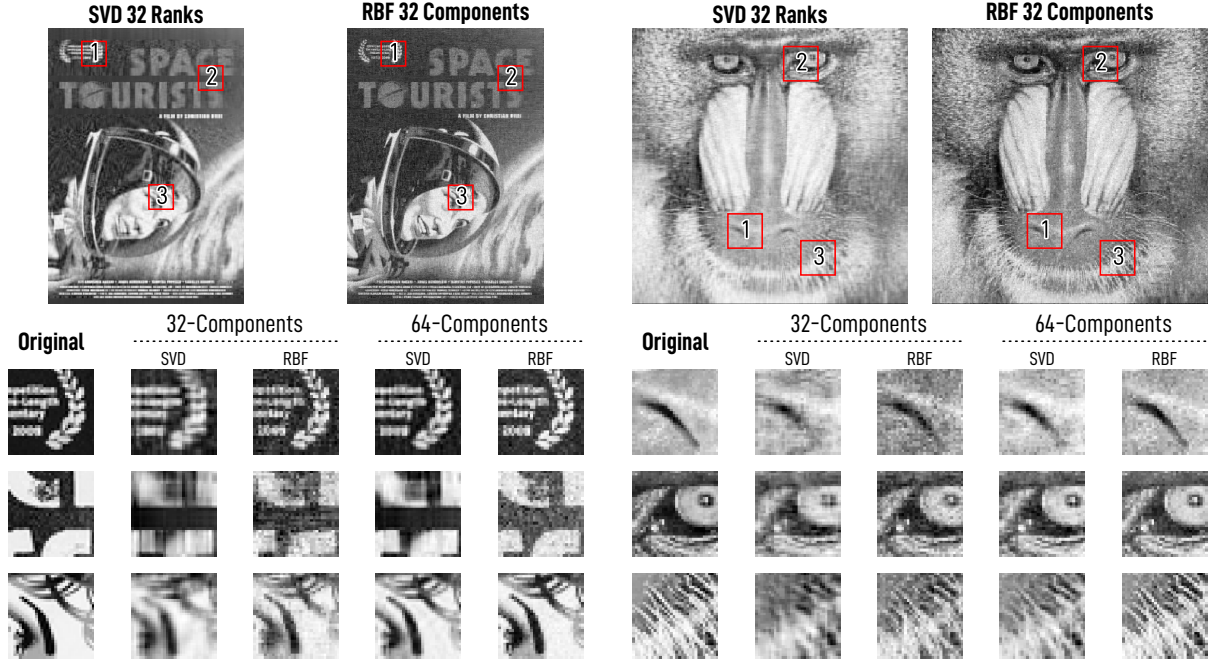


FIGURE 8. Image reconstruction

rapidly increase in complexity of training, as well as existence and uniqueness questions. It is common to turn to the iterative optimization algorithms to solve them (e.g., [19]).

Beyond the low-rank approaches, special properties of the underlying data can be used to learn its approximation by some simple components. One classical example is approximation of kernel matrices. Many approaches were introduced to make kernel trick scalable, among the most prominent ones is the approximation of a kernel matrix by a scalar product of higher-dimensional vectors, namely $K(\mathbf{x}^i, \mathbf{x}^j) \approx \sum_k \phi(\mathbf{x}^i)_k \phi(\mathbf{x}^j)_k$. The function ϕ here can be constructed using randomly samples from the Fourier transformation of the kernel, versions of the Nystrom method, or using polynomial approximation [20, 21, 22]. All these methods use positive semi-definiteness of the kernel matrix to be approximated, and sometimes its concrete functional form, and neither of which is imposed in our approach.

The idea to use kernel functions *for approximation* had a few appearances in the literature (including [23], where compositions of kernels used for nonparametric regression), but usually still limited to the approximation of positive semi-definite matrices. Considering linear combinations of kernels, allowing to learn both positive and negative linear multiples with the components, relaxes this assumption, and restricting the building blocks to the one-dimensional kernels gives a simple way to control complexity. Moreover, a multi-dimensional kernels can be always approximated by one-dimensional ones, just like any other data matrix, so, considering heavier multi-dimensional components in our framework seems redundant.

Probably, the most related to our current approximation approach are Radial-Basis-Function Networks. RBF network (defined in, e.g., [24]) is a three layer neural network with RBF nonlinearities in its hidden layer. Effectively, it is learning (approximating) an unknown function as a linear combination of multivariate Gaussian kernel functions. RBF networks are known for the universal approximation properties [25]. The conceptual difference with our data learning task with any neural network trained for a supervised learning task is that we learn input data (consider the training data from a neural network setting as a set of parameters, additional to the weight parameters). Moreover, in the optimization process, we do not need to learn the parameters in the generalizable way, we rather learn a set of parameters *for each specific data matrix* K . This makes our target different: we aim to make the structure as light as possible: clearly, with enough overfitting, an approximation exists for any data (see also the discussion in Section 2), and we are interested in the most compact one.

7. CONCLUSION AND FUTURE WORK

We present a novel framework for data approximation based on nonlinear RBF components. We demonstrate its advantage, both in saving memory and additional interpretability, across various datasets. We employ gradient based method for learning the nonlinear RBF components, discuss the particulars of the learning setup and demonstrate a convergence to a low-component RBF approximation.

This is an initial exploratory treatment of a new method, and so there is an abundance of natural follow up questions and extensions of the current work. For example, our current symmetric matrix fitting is bound to have ones in the diagonal. A simple correction of the functional form, such as adding a symmetric outer product to the RBF component matrix, keeps the number of parameters the same, can be used to approximate symmetric matrices with the non-constant diagonal. More generally, changing the functional form brings more flexibility to the method. It is even more interesting to learn the correct functional form from the data. Another direction of the follow-up work is to formalize similar RBF-based approximations can be applied to the multi-order tensor data (i.e., consider an image in color, or a videoclip).

Our current optimization strategy is quite generic (it is not adapted to a particular functional form). In some cases, such as standard outer products, leading to the SVD or tensor CP decomposition, there are well-known better ways to solve the fitting problem than gradient descent based approaches, but this approach is ruled out by the Gaussian nonlinearity introduced here. It would be very interesting to leverage more general optimization strategies (gradient based or otherwise) that still benefit from some structural assumptions about the model.

Then, compressed data provided by an RBF approximation can be used as a middle step in many learning tasks, such as for compression of neural networks or massive training datasets. Finally, it is a very natural future direction to further investigate particular simple data features that nonlinear approximation preserves in various applications.

8. ACKNOWLEDGMENT

This work was supported by the Laboratory Directed Research and Development Program of Lawrence Berkeley National Laboratory under U.S. Department of Energy Contract No. DE-AC02-05CH11231.

REFERENCES

- [1] Richard A Harshman et al. Foundations of the parafac procedure: Models and conditions for an " explanatory" multimodal factor analysis. 1970.
- [2] Tamara G Kolda and Brett W Bader. Tensor decompositions and applications. *SIAM review*, 51(3):455–500, 2009.
- [3] Thomas Hofmann, Bernhard Schölkopf, and Alexander J Smola. Kernel methods in machine learning. *The annals of statistics*, pages 1171–1220, 2008.
- [4] Vladimir Koltchinskii, Evarist Giné, et al. Random matrix approximation of spectra of integral operators. *Bernoulli*, 6(1):113–167, 2000.
- [5] Carl Eckart and Gale Young. The approximation of one matrix by another of lower rank. *Psychometrika*, 1(3):211–218, 1936.
- [6] Ashia C Wilson, Rebecca Roelofs, Mitchell Stern, Nathan Srebro, and Benjamin Recht. The marginal value of adaptive gradient methods in machine learning. *arXiv preprint arXiv:1705.08292*, 2017.
- [7] Michael O’Neill and Stephen J Wright. Behavior of accelerated gradient methods near critical points of nonconvex functions. *Mathematical Programming*, 176(1):403–427, 2019.
- [8] Soham De, Anirbit Mukherjee, and Enayat Ullah. Convergence guarantees for rmsprop and adam in non-convex optimization and an empirical comparison to nesterov acceleration. *arXiv preprint arXiv:1807.06766*, 2018.
- [9] Diederik P Kingma and Jimmy Ba. Adam: A method for stochastic optimization. *arXiv preprint arXiv:1412.6980*, 2014.
- [10] Albert-László Barabási and Réka Albert. Emergence of scaling in random networks. *science*, 286(5439):509–512, 1999.
- [11] Hisashi Kashima, Koji Tsuda, and Akihiro Inokuchi. Marginalized kernels between labeled graphs. In *Proceedings of the 20th International Conference on Machine Learning (ICML-03)*, pages 321–328. AAAI Press, 2003.
- [12] Yu-Hang Tang and Wibe A. de Jong. Prediction of atomization energy using graph kernel and active learning. *The Journal of Chemical Physics*, 150(4):044107, January 2019.
- [13] Yan Xiang, Yu-Hang Tang, Hongyi Liu, Guang Lin, and Huai Sun. Predicting Single-Substance Phase Diagrams: A Kernel Approach on Graph Representations of Molecules. *The Journal of Physical Chemistry A*, May 2021.
- [14] Lorenz C. Blum and Jean-Louis Reymond. 970 Million Druglike Small Molecules for Virtual Screening in the Chemical Universe Database GDB-13. *Journal of the American Chemical Society*, 131(25):8732–8733, July 2009.
- [15] Emmanuel Abbe. Community detection and stochastic block models: recent developments. *The Journal of Machine Learning Research*, 18(1):6446–6531, 2017.
- [16] Tom Fawcett. An introduction to roc analysis. *Pattern recognition letters*, 27(8):861–874, 2006.
- [17] Ravindran Kannan and Santosh Vempala. *Spectral algorithms*. Now Publishers Inc, 2009.
- [18] Nathan Halko, Per-Gunnar Martinsson, and Joel A Tropp. Finding structure with randomness: Probabilistic algorithms for constructing approximate matrix decompositions. *SIAM review*, 53(2):217–288, 2011.

- [19] Andrzej Cichocki, Rafal Zdunek, Anh Huy Phan, and Shun-ichi Amari. *Nonnegative matrix and tensor factorizations: applications to exploratory multi-way data analysis and blind source separation*. John Wiley & Sons, 2009.
- [20] Ali Rahimi, Benjamin Recht, et al. Random features for large-scale kernel machines. In *NIPS*, volume 3, page 5. Citeseer, 2007.
- [21] Haim Avron, Michael Kapralov, Cameron Musco, Christopher Musco, Ameya Velingker, and Amir Zandieh. Random fourier features for kernel ridge regression: Approximation bounds and statistical guarantees. In *International Conference on Machine Learning*, pages 253–262. PMLR, 2017.
- [22] Ruoxi Wang, Yingzhou Li, and Eric Darve. On the Numerical Rank of Radial Basis Function Kernels in High Dimensions. *SIAM Journal on Matrix Analysis and Applications*, 39(4):1810–1835, January 2018.
- [23] David Duvenaud, James Lloyd, Roger Grosse, Joshua Tenenbaum, and Ghahramani Zoubin. Structure Discovery in Nonparametric Regression through Compositional Kernel Search. In *International Conference on Machine Learning*, pages 1166–1174. PMLR, May 2013.
- [24] J. Park and I. W. Sandberg. Universal Approximation Using Radial-Basis-Function Networks. *Neural Computation*, 3(2):246–257, June 1991.
- [25] Jooyoung Park and Irwin W Sandberg. Universal approximation using radial-basis-function networks. *Neural computation*, 3(2):246–257, 1991.