

Privileged Graph Distillation for Cold Start Recommendation

Shuai Wang^{1,2}, Kun Zhang^{1,2,*}, Le Wu^{1,2,3}, Haiping Ma⁴, Richang Hong^{1,2}, Meng Wang^{1,2,3}

¹ Key Laboratory of Knowledge Engineering with Big Data, Hefei University of Technology, China

² School of Computer Science and Information Engineering, Hefei University of Technology, China

³ Institute of Artificial Intelligence, Hefei Comprehensive National Science Center, China

⁴ Anhui University, China

{wangshuai418520,zhang1028kun,lewu.ustc,hongrc.hfut,eric.mengwang}@gmail.com,hpma@ahu.edu.cn

ABSTRACT

The cold start problem in recommender systems is a long-standing challenge, which requires recommending to new users (items) based on attributes without any historical interaction records. In these recommendation systems, warm users (items) have privileged collaborative signals of interaction records compared to cold start users (items), and these Collaborative Filtering (CF) signals are shown to have competing performance for recommendation. Many researchers proposed to learn the correlation between collaborative signal embedding space and the attribute embedding space to improve the cold start recommendation, in which user and item categorical attributes are available in many online platforms. However, the cold start recommendation is still limited by two embedding spaces modeling and simple assumptions of space transformation. As user-item interaction behaviors and user (item) attributes naturally form a heterogeneous graph structure, in this paper, we propose a *privileged graph distillation model (PGD)*. The teacher model is composed of a heterogeneous graph structure for warm users and items with privileged CF links. The student model is composed of an entity-attribute graph without CF links. Specifically, the teacher model can learn better embeddings of each entity by injecting complex higher-order relationships from the constructed heterogeneous graph. The student model can learn the distilled output with privileged CF embeddings from the teacher embeddings. Our proposed model is generally applicable to different cold start scenarios with new user, new item, or new user-new item. Finally, extensive experimental results on the real-world datasets clearly show the effectiveness of our proposed model on different types of cold start problems, with average 6.6%, 5.6%, and 17.1% improvement over state-of-the-art baselines on three datasets, respectively.

CCS CONCEPTS

• Information systems → Recommender systems.

Kun Zhang is the corresponding author.

Permission to make digital or hard copies of all or part of this work for personal or classroom use is granted without fee provided that copies are not made or distributed for profit or commercial advantage and that copies bear this notice and the full citation on the first page. Copyrights for components of this work owned by others than the author(s) must be honored. Abstracting with credit is permitted. To copy otherwise, or republish, to post on servers or to redistribute to lists, requires prior specific permission and/or a fee. Request permissions from permissions@acm.org.

SIGIR '21, July 11–15, 2021, Virtual Event, Canada

© 2021 Copyright held by the owner/author(s). Publication rights licensed to ACM.

ACM ISBN 978-1-4503-8037-9/21/07...\$15.00

<https://doi.org/10.1145/3404835.3462929>

KEYWORDS

cold start recommendation, knowledge distillation, graph convolutional networks

ACM Reference Format:

Shuai Wang^{1,2}, Kun Zhang^{1,2,*}, Le Wu^{1,2,3}, Haiping Ma⁴, Richang Hong^{1,2}, Meng Wang^{1,2,3}. 2021. Privileged Graph Distillation for Cold Start Recommendation. In *Proceedings of the 44th International ACM SIGIR Conference on Research and Development in Information Retrieval (SIGIR '21)*, July 11–15, 2021, Virtual Event, Canada. ACM, New York, NY, USA, 10 pages. <https://doi.org/10.1145/3404835.3462929>

1 INTRODUCTION

Collaborative Filtering (CF) is widely applied to various scenarios of recommender systems, which provides personalized item recommendation based on past user behaviors, such as purchasing a product [15, 23, 25]. Recently, graph based recommendations have shown huge success for solving data sparsity problem [2, 33, 34]. Since the user-item interactions naturally form a graph, graph based recommendations obtain better user and item representations by aggregating higher-order neighbor information in a data sparsity setting. However, the cold start problem is still a challenge in CF based recommendation. Since new users or items have no historical interaction records, a conventional way to solve the cold start problem is to introduce additional data such as reviews, social networks, attributes, etc. Among them, user and item attributes are easily acquired in most online platforms (e.g., Facebook, Amazon) and described specific features. In this paper, we focus on attribute information in the cold start setting.

For most attribute enhanced recommendation methods, we summarize them into three categories according to the difference of input data: CF-based, content-based, and hybrid methods. Given the history interaction data and attributes, some researchers leverage collaborative information of the existing entities and the attribute similarity for new user (item) recommendations [9, 26, 43]. However, they do not model attribute information to feature space. Deep neural networks have achieved better performance in feature engineering modeling. Content-based methods make full use of auxiliary information of users and items to enhance the modeling of preference embedding [7, 8, 16, 28, 30]. For example, DeepMusic [28] and CDL [30] were proposed to incorporate content data into deep neural networks and learned a general transformation function for content representations. A simple assumption is that the attribute information can be mapped into the embedding space by a general transformation function, which ignores collaborative signals for new users or items side. In order to overcome this shortcoming and further improve the model performance based on the content information, hybrid methods are proposed. Hybrid models

fuse the CF and content embedding, and model the relations between CF and content space [29, 44]. For example, DropoutNet [29] was proposed to make full use of content and pretrained CF embedding for recommendation. However, most of these methods still have some weaknesses in dealing with those new users (items), that have no interactions with existing items (users).

Graph based recommendations are limited by user-item links. To obtain unseen node embedding in a graph, inductive representation learning combines node features and graph structures for node embedding [10, 35, 37]. For example, PinSage is a content-based Graph Convolutional Networks (GCN) model for recommending items, which gathers both graph structure and node features for embedding learning [37]. They still have weaknesses in tackling new user (item) problem mentioned above. In other words, how to make recommendations for new users (items), who have no links during test, is still challenging. Since user-item links are available during train while not available during test, interaction data is capable of providing privileged information. This problem can also be treated as how to leverage attribute information to distill privileged information for better recommendations of new users (items).

To this end, in this paper, we take advantages of graph learning and knowledge distillation in privileged information modeling and propose a novel *privileged graph distillation model (PGD)* for the cold start problem, which new users (items) have no link during test. Specifically, we introduce attributes of users (items) as nodes into a user-item graph and construct a heterogeneous graph, so that attribute representations can capture higher order information during embedding propagation. Since privileged information is only available offline and effective for prediction, we employ knowledge distillation method to tackle the cold start problem. More specifically, the teacher model can access all the information and make full use of attributes for privileged information learning and user preference modeling. The student model is constructed on an entity-attribute graph without CF links, which can obtain privileged information based on attributes under the guidance of the teacher model. Then, the student model can fuse CF signals of user or item embedding for final recommendations. Thus, *PGD* can not only make full use of attribute information for a better recommendation, but also alleviate the cold start problem when recommending for new users or items. Finally, we detail the cold start problem in recommendation into three sub-tasks and evaluate the model performance with three datasets. Extensively experimental results demonstrate the superiority of our proposed *PGD*.

2 RELATED WORK

2.1 Cold Start Recommendation

CF-based algorithms personally recommend products by collecting explicit rating records and implicit feedback, which are widely applied in various recommendation systems [15, 23, 25]. These methods leverage matrix factorization to obtain low-dimensional representations of users and items. For example, Salakhutdinov et al. [23] proposed Bayesian Personalized Ranking (BPR), which learned user and item latent vectors based on implicit feedback. Moreover, with the development of GCN, plenty of GCN-based CF methods are proposed to learn better collaborative filtering and alleviate the data sparsity problem [5, 12, 34]. For example,

Chen et al. [5] designed LR-GCCF model to simplify the embedding propagation process with linear graph convolutions, which achieved excellent performance. However, most CF-based methods require links between users and items, which limit their applications. In order to solve the cold start problem, CF-based methods leverage social data and basic matrix factorization to capture the new users' preferences conventionally [9, 22, 26, 43]. Social data based methods first keep the pretrained CF representations on implicit feedback data, and then generate the new user's embedding with the connection between new users and old users [26]. Despite the achievements they have made, most of these models still have some drawbacks. These methods cannot be widely used in the case of both new users and new items, and underestimate the potential of users' and items' attribute information.

In order to remedy the shortcomings of CF-based methods, researchers proposed to utilize additional content information and designed content-based methods. Content-based methods take the profile as input and train a general transform function for content information, in which new user or item representation can be generated. These methods usually learn a mapping function to transform the content representation into collaborative space [8, 28, 30], and leverage deep cross-network structure to capture higher-order relationships between features [16, 32]. For example, xDeepFM was proposed to model cross interactions at the vector-wise level explicitly [16]. In order to solve the cold start problem in graph based recommendations, PinSage was proposed to leverage both attributes as well as the user-item graph structure to generate better embeddings [37]. However, most of these methods do not consider the complicated connection between CF embedding space and content space for each user (item), in which new user (item) representations cannot reflect the association with CF information.

To make full use of both CF-based methods and content-based methods, hybrid models are proposed to make better recommendations [29, 35, 44]. Most of these methods learn CF embedding and transformation functions to minimize prediction errors. A typical example is Heater [44], which dropped CF signals randomly to imitate new users or items situations. In particular, the CF representation is pretrained as a constraint for content embedding learning. The final prediction is conducted with a random choice of CF representation or content representation. Since the construction of user-item bipartite graph relies on interaction records, the learning of new user (item) representation is still a problem in graph based recommendations. Thus, inductive learning methods of graph are proposed to tackle unseen nodes' representation problem [3, 10, 39, 40]. Among these methods, TransGRec was proposed to feed the item's CF information and content information into the node initialization layer of the graph [35]. Especially, TransGRec was designed to learn graph's structure information with the transfer network which is used to solve new user (item) problem.

2.2 Knowledge Distillation and Applications in Recommendations

Knowledge distillation is first proposed to address the lack of data and devices with limited resources. It aims to learn a better student model from a large teacher model and abandon the teacher model at the testing stage. In recent years, the knowledge distillation is

presented in three ways: logits output [13, 19, 42], intermediate layers [24, 38], and relation-based distillation [4, 17, 20, 21]. Most of methods assume that the teacher model and the student model input the same regular data in the distillation process, which means the available information at test is the same as at train. In the real world, some information is helpful for prediction tasks but not always available, which called privileged information (e.g., medical reports in pathology analysis). Therefore, privileged distillation is proposed to tackle the lack of data problem in testing online, in which privileged information is only fed into the teacher model. Lopez et al. [18] proposed an approach that guided the student model with fewer data and distilled the teacher model’s privileged information. Since knowledge distillation is capable to solve the data missing and time-consuming problems, it attracts attention in recommendation areas. There are some works that get light models with better performance by model distillation [14, 27, 31, 41], which solve the problem of limited equipment resources and reduce the running time. For example, Zhang et al. [41] constructed an embedding based model to distill user’s meta-path structure and improve accuracy and interpretability. Meanwhile, to solve the problem that privileged information is unavailable in online recommendations, researchers proposed to introduce privileged distillation into recommendations [6, 36]. Selective Distillation Network [6] was proposed to use a review process framework as the teacher model, so that the student model can distill effective review information. Xu et al. [36] proposed Privileged Features Distillation (PFD) to distill privileged features and in click-through rate and achieved better performance in click-through rate and conversion rate. However, most methods haven’t addressed the new user or item problem.

In this paper, we treat interaction data as privileged information and design student network to imitate the situation of new users or items. Our goal is to improve model performance on cold start problems by distilling teacher’s graph structure information and privileged information.

3 PROBLEM DEFINITION

In a collaborative filtering based recommendation system, there are two sets of entities: a userset U ($|U|=M$), and an itemset V ($|V|=N$). Since implicit feedback is available in most scenarios, we use a rating matrix $\mathbf{R} \in \mathbb{R}^{M \times N}$ to denote the interaction information, with $r_{ij} = 1$ indicates observed interaction between user i and item j , otherwise it equals to 0. Traditionally, the user-item interaction behavior could be naturally formulated as a user-item bipartite graph: $\mathcal{G}_R = \langle U \cup V, \mathbf{A}^R \rangle$, where the graph adjacent matrix is constructed from the interaction matrix \mathbf{R} :

$$\mathbf{A}^R = \begin{bmatrix} \mathbf{0}^{M \times M} & \mathbf{R} \\ \mathbf{R}^T & \mathbf{0}^{N \times N} \end{bmatrix}. \quad (1)$$

Most of the attributes are sparse and categorical, and we generally convert continuous attributes to discrete distributions. Meanwhile, the entity attribute matrix $\mathbf{X} \in \mathbb{R}^{(M+N) \times D}$ is usually treated as the supplement information for user-item bipartite graph, where D is the dimension of user and item attributes. Besides, we employ $\mathbf{x}_i \in \mathbb{R}^D$ and $\mathbf{x}_{M+j} \in \mathbb{R}^D$ to denote the i^{th} user one-hot attribute and the j^{th} item one-hot attribute ($0 \leq i < M$, $0 \leq j < N$). For

\mathbf{x}_i , the attribute’s indices are between 0 and $(D_u - 1)$. For \mathbf{x}_j , the attribute’s indices are between D_u and $(D - 1)$, where D_u is the dimension of user attributes.

The goal of graph based recommendations is to measure the user preference and predict the preference score matrix $\hat{\mathbf{R}} \in \mathbb{R}^{M \times N}$. In order to evaluate the model performance, we also split the recommendation task into three sub-tasks to analyze the real-world scenarios in a detailed way.

- Task 1:* When a new user with attributes appears, we recommend existing (old) products to new users;
- Task 2:* When a new product with attributes appears, we have to recommend new products to existing (old) users;
- Task 3:* When new users and new products appear at the same time, we have to recommend new products to new users.

To this end, we propose a novel *privileged graph distillation model (PGD)* to tackle the above challenges. Next, we will introduce the technical details of *PGD*.

4 THE PROPOSED MODEL

Figure 1 illustrates the overall architecture of our proposed *PGD*, which consists of three main components: 1) *Teacher model*: leveraging existing user-item interactions to learn user preference representation and item representation; 2) *User Student model*: focusing on new user preference modeling; 3) *Item Student model*: concentrating on new item modeling.

Before introducing the technical details, we first introduce the necessary notations for the sake of convenience. We use $\mathbf{U} \in \mathbb{R}^{M \times d}$ and $\mathbf{V} \in \mathbb{R}^{N \times d}$ to denote the free embedding matrix of user and item respectively, where M and N represent the number of users and items. d is the dimension of free embedding. Moreover, we leverage $\mathbf{Y} \in \mathbb{R}^{D \times d}$ to represent the user attribute and item attribute node embedding matrix. Besides, we employ \mathbf{y}_k and \mathbf{y}_l to denote the k^{th} user attribute and the l^{th} item attribute ($0 \leq k < D_u$, $D_u \leq l < D$). Next, we will introduce the technical details of our proposed *PGD*.

4.1 Teacher Model

As mentioned before, we intend to leverage attribute information to build connections for new users and new items. To this end, we construct a novel graph with the attributes as the nodes, and design a novel GCN, which we name as *Teacher model*, to generate comprehensive user and item embeddings, as well as predict the ratings of users to items. The teacher model’s structure could be formulated as a user-item-attributes graph: $\mathcal{G} = \langle U \cup V \cup \mathbf{X}, \mathbf{A} \rangle$, where the graph matrix is constructed from the rating adjacent matrix \mathbf{A}^R and attribute matrix \mathbf{X} :

$$\mathbf{A} = \begin{bmatrix} \mathbf{A}^R & \mathbf{X} \\ \mathbf{X}^T & \mathbf{0}^{D \times D} \end{bmatrix}, \quad (2)$$

Next, we first introduce the graph construction and model initialization. Then, we give a detailed description of the embedding propagation and model prediction.

Model Initialization Layer. In this layer, we leverage the free embedding matrix $\mathbf{U} \in \mathbb{R}^{M \times d}$ and $\mathbf{V} \in \mathbb{R}^{N \times d}$ to denote users and items. The attribute embeddings of users and items are represented with \mathbf{Y} . They are treated as input and initialized with Gaussian

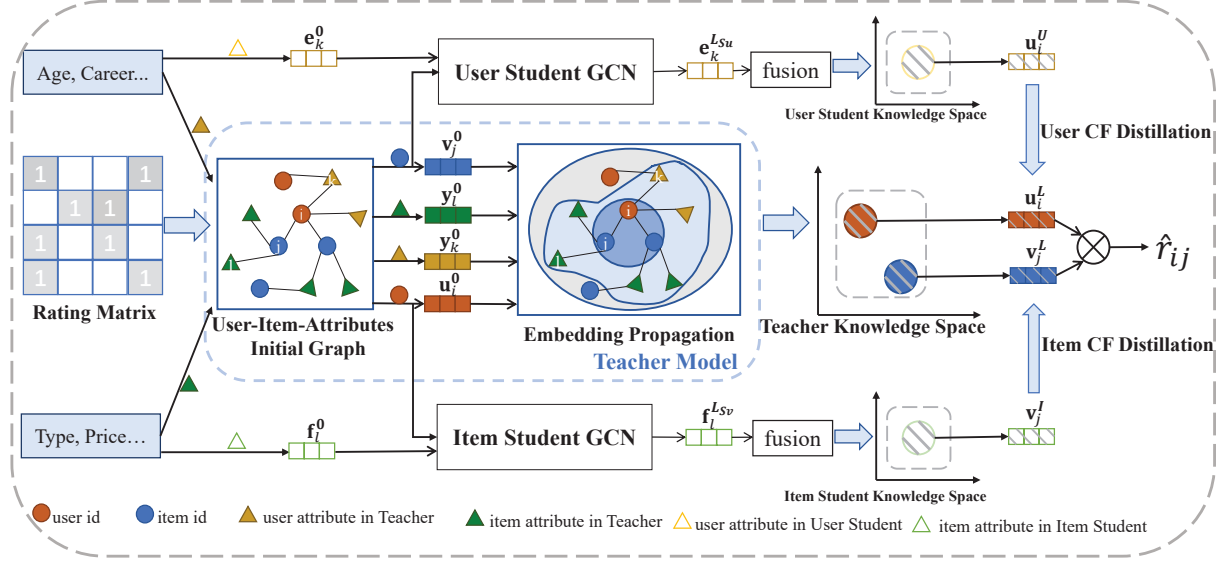


Figure 1: The overall framework of our proposed model.

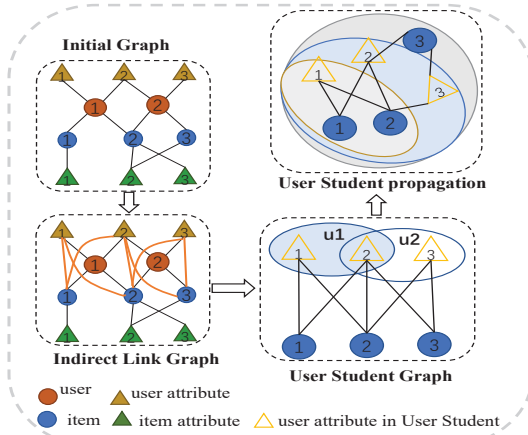


Figure 2: The user student framework of PGD.

Distribution, then updated during the propagation of GCN. We have to note that the free embedding matrix U, V will be shared with *Student model*, which will be introduced in the following parts.

Embedding Propagation Layer. In this part, we employ GCN to propagate users' (items', user attributes', item attributes') embeddings to capture higher-order information and obtain the proximity between four different type nodes for better node representation. Specifically, let u_i^t and v_j^t denote user i 's embedding and item j 's embedding at t^{th} layer. And, y_k^t denotes the attribute embedding for user, y_l^t denotes the attribute embedding for item. We leverage the output of Initial Embedding Layer as the initial input of this layer, which means $u_i^0 = u_i, v_j^0 = v_j, y_k^0 = y_k, y_l^0 = y_l$.

In order to extract the node embedding at $(t+1)^{th}$ with the consideration of its neighbors' embeddings and its own free embedding at the t^{th} layer, we utilize the graph propagation and pooling operation to update the embedding of each node. Taking user i as an example, we leverage $A_i = \{j|r_{ij} = 1\} \cup \{k|x_{ik} = 1\}$ to denote

the item set that he has clicked and his corresponding attribute set. The updating process can be formulated as follows:

$$u_i^{t+1} = (u_i^t + \sum_{j \in A_i} \frac{v_j^t}{|A_i|} + \sum_{k \in A_i} \frac{y_k^t}{|A_i|}). \quad (3)$$

By employing this layer, *PGD* not only utilizes item neighbor information to describe the user's implicit preference, but also makes full use of attributes for the user's explicit feature.

Similarly, *PGD* is capable of updating the item embedding based on users who have clicked it and the corresponding item attributes. Therefore, we leverage $A_{M+j} = \{i|r_{ij} = 1\} \cup \{l|x_{(j+M)l} = 1\}$ to denote the user set who has clicked the item j and the corresponding attribute set of item j . Then, the updating operation for item j in the $(t+1)^{th}$ layer can be described as follows:

$$v_j^{t+1} = (v_j^t + \sum_{i \in A_{M+j}} \frac{u_i^t}{|A_{M+j}|} + \sum_{l \in A_{M+j}} \frac{y_l^t}{|A_{M+j}|}). \quad (4)$$

Besides, we add attribute nodes in GCN to enhance user preference modeling. Thus, user attribute embedding can be updated based on all users who have the same attributes. Meanwhile, the item attribute embedding can be updated in a similar way. The updating process at the $(t+1)^{th}$ layer can be formulated as follows:

$$y_k^{t+1} = y_k^t + \sum_{i \in A_{k+M+N}} \frac{u_i^t}{|A_{k+M+N}|}, 0 \leq k < D_u, \quad (5)$$

$$y_l^{t+1} = y_l^t + \sum_{j \in A_{l+M+N}} \frac{v_j^t}{|A_{l+M+N}|}, D_u \leq l < D,$$

where $A_{k+M+N} = \{i|x_{ik} = 1\} \in \mathbf{X}$ denotes the user set who has the attribute y_k . $A_{l+M+N} = \{j|x_{(j+M)l} = 1\} \in \mathbf{X}$ denotes the item set that has the attribute y_l .

In order to illustrate the embedding propagation process more clearly, we formulate the fusion embedding in the matrix norm. Let matrix U^t, V^t, Y^t denote the embedding matrices of users, items

and attributes after t^{th} propagation, then the updated embedding matrices after $(t+1)^{th}$ propagation as:

$$\begin{bmatrix} \mathbf{U}^{t+1} \\ \mathbf{V}^{t+1} \\ \mathbf{Y}^{t+1} \end{bmatrix} = \left(\begin{bmatrix} \mathbf{U}^t \\ \mathbf{V}^t \\ \mathbf{Y}^t \end{bmatrix} + \mathbf{D}^{-1} \mathbf{A} \times \begin{bmatrix} \mathbf{U}^t \\ \mathbf{V}^t \\ \mathbf{Y}^t \end{bmatrix} \right), \quad (6)$$

where \mathbf{D} is the degree matrix of \mathbf{A} , which could efficiently propagate neighbors' embeddings and update fusion matrices.

Model Prediction Layer. In this layer, we treat the output of Embedding Propagation Layer as the final user embedding $\hat{\mathbf{u}}_i$ and item embedding $\hat{\mathbf{v}}_j$. In this layer, we treat the output of Embedding Propagation Layer as the final user embedding and item embeddings (i.e., $\mathbf{u}_i^L, \mathbf{v}_j^L$), where L is the number of GCN layers in Teacher model. Then, we predict user i 's rating to item j by calculating the dot product of their embeddings, which can be formulated as follows:

$$\hat{r}_{ij} = \hat{\mathbf{u}}_i (\hat{\mathbf{v}}_j)^T = \mathbf{u}_i^L (\mathbf{v}_j^L)^T. \quad (7)$$

4.2 Student Model

As mentioned before, we introduce attribute information of users and items to alleviate the cold start problem in GCN based recommendation. However, attribute information still has some weaknesses in analyzing the collaborative filtering information of users, which is very important for user preference modeling. To this end, we intend to leverage distillation techniques to train a student model, which can utilize the attribute information to access the collaborative signals in the teacher model. Along this line, the student model can make full use of attribute information to model user preference comprehensively. In concerned details, the student model can be classified into two sub-models based on attribute source (i.e., user attributes or item attributes): 1) *User Student model*, 2) *Item Student model*. Specially, the attribute embedding of users in *User Student model* represented with $\mathbf{E} = \{\mathbf{e}_0, \mathbf{e}_1, \dots, \mathbf{e}_{(D_u-1)}\}$ and the attribute embedding of items in *Item Student model* represented with $\mathbf{F} = \{\mathbf{f}_{D_u}, \mathbf{f}_{D_u+1}, \dots, \mathbf{f}_{(D-1)}\}$. The former focuses on the new user problem and takes user attributes and items as input. The latter focuses on the new item problem and takes item attributes and users as input. The framework is illustrated in Figure 2. Since these two sub-models perform in a similar way, we take the *User Student model* as an example to introduce the technical details for the sake of simplicity in the following parts.

Graph Construction. Since the direct connections between new users and items are unavailable in the student model, we first need to construct the graph between new users and items based on the attribute information. As illustrated in Figure 2, if user i has clicked the item j , we could obtain the direct link between user i and item j in the teacher graph. However, this direct link is unavailable in the student graph. To this end, we employ indirect links between user attributes and items to replace the direct link between user and items. Specifically, if user i have clicked item j , which will not be provided to the student model, we link the attributes of user i to item j to construct the user-attribute-item graph for *User Student model*. Moreover, if multiple users with attribute k have clicked item j , we will assign a higher weight to the indirect link between attribute k and item j .

We employ $\mathbf{S}_u \in \mathbb{R}^{N \times D_u}$ to denote item-user attribute matrix and $\mathbf{S}_o \in \mathbb{R}^{M \times D_o}$ denote user-item attribute matrix, where \mathbf{S}_u and

\mathbf{S}_o is constructed from the user-item graph adjacent matrix \mathbf{A}^R and entity attribute matrix \mathbf{X} :

$$\mathbf{A}^R \mathbf{X} = \begin{bmatrix} \mathbf{0}^{M \times D_u} & \mathbf{R} \mathbf{X}^V \\ \mathbf{R}^T \mathbf{X}^U & \mathbf{0}^{N \times D_o} \end{bmatrix} = \begin{bmatrix} \mathbf{0}^{M \times D_u} & \mathbf{S}_o \\ \mathbf{S}_u & \mathbf{0}^{N \times D_o} \end{bmatrix}. \quad (8)$$

where \mathbf{X}^U represents the user attribute part of \mathbf{X} and \mathbf{X}^V represents the item attribute part of \mathbf{X} . Since \mathbf{S}_u is a two-order link matrix, in which $s_{jk} \geq 1$ indicates the count that item j has indirect links with user attribute k . $s_{jk} = 0$ denotes there is no indirect link between item j and user attribute k . The user student model's graph structure could be formulated as a item-user attribute graph: $\mathcal{G}_{S_u} = \langle V \cup X^U, \mathbf{A}^{S_u} \rangle$, where the graph adjacent matrix is constructed from the item-user attribute matrix \mathbf{A}^{S_u} :

$$\mathbf{A}^{S_u} = \begin{bmatrix} \mathbf{0}^{N \times N} & \mathbf{S}_u \\ \mathbf{S}_u^T & \mathbf{0}^{D_u \times D_u} \end{bmatrix}. \quad (9)$$

Since this student graph \mathcal{G}_{S_u} is constructed based on second-order connections, it will be a little denser than traditional user-item graph. After graph construction, we employ the item embedding from the teacher model as the initial embedding of the item in the student model. For the user attribute embedding $\mathbf{e}_k \in \mathbb{R}^d$, since user attributes only have indirect connection with items, we do not employ the user attribute embedding from teacher model and initialize it with Gaussian Distribution on the other hand.

Embedding Propagation Layer. Since there only exist indirect links between items and user attributes, we leverage the item free embedding to update the attribute embedding \mathbf{e}_k . Taking the update in the $(t+1)^{th}$ layer as an example, we aggregate the item neighbors of user attribute k to update its embedding. Let $A_{k+N}^{S_u} = \{j | s_{jk} \geq 1\}$ denotes the item set that has indirect connection with user attribute k , the $(t+1)^{th}$ updating operation can be formulated as follows:

$$\mathbf{e}_k^{t+1} = \left(\mathbf{e}_k^t + \sum_{j \in A_{k+N}^{S_u}} \frac{\mathbf{v}_j^t}{|A_{k+N}^{S_u}|} \right). \quad (10)$$

Meanwhile, item embedding can be updated with the corresponding user attribute neighbors in a similar way. Let $A_j^{S_u} = \{k | s_{jk} \geq 1\}$ denotes the user attribute set that has indirect connections with item j . The $(t+1)^{th}$ updating operation can be described as follows:

$$\mathbf{v}_j^{t+1} = \left(\mathbf{v}_j^t + \sum_{k \in A_j^{S_u}} \frac{\mathbf{e}_k^t}{|A_j^{S_u}|} \right). \quad (11)$$

Similar to the teacher model, let matrix $\mathbf{E}^t, \mathbf{V}^t$ denote the embedding matrices of user attribute in the user student model and items after t^{th} propagation, then the updated embedding matrices after $(t+1)^{th}$ propagation as:

$$\begin{bmatrix} \mathbf{V}^{t+1} \\ \mathbf{E}^{t+1} \end{bmatrix} = \left(\begin{bmatrix} \mathbf{V}^t \\ \mathbf{E}^t \end{bmatrix} + \mathbf{D}^{S_u-1} \mathbf{A}^{S_u} \times \begin{bmatrix} \mathbf{V}^t \\ \mathbf{E}^t \end{bmatrix} \right). \quad (12)$$

Finally, we can get the user attribute embedding and the updated item free embedding. Taking new user i and item j as an

example, the attribute set of new user i can be represented with $X_{u_i} = \{k | \bar{x}_{ik} = 1\}$. Their embeddings can be represented as follows:

$$\mathbf{u}_i^U = \sum_{k \in X_{u_i}} \mathbf{e}_k^{L_{S_u}}, \quad \mathbf{v}_j^U = \mathbf{v}_j^{L_{S_u}}, \quad (13)$$

where L_{S_u} is the number of GCN layers in the user student model. Meanwhile, we can obtain the user embedding \mathbf{u}_i^I and item embedding \mathbf{v}_j^I in a similar way.

Prediction Layer. In this layer, we intend to utilize the learned user embedding and item embedding to calculate the corresponding rating. Taking user i and item j as an example, the predicted rating can be calculated with the following function:

$$\hat{r}_{ij} = \hat{\mathbf{u}}_i (\hat{\mathbf{v}}_j)^T. \quad (14)$$

If the user and item are available simultaneously, the predicted rating can be obtained with $\hat{\mathbf{u}}_i = \mathbf{u}_i^I, \hat{\mathbf{v}}_j = \mathbf{v}_j^I$, as illustrated in Eq.7. When dealing with cold start problem, we employ different components in *PGD* to generate different implementations of user embedding $\hat{\mathbf{u}}_i$ and item embedding $\hat{\mathbf{v}}_j$ in Eq. 14, which is in favor of tackling different situations of cold start problem in a unified way.

1) *Task 1.* In this task, we select the user student model. User embedding \mathbf{u}_i can be represented with the sum of corresponding attribute embedding $\mathbf{e}_k (k \in X_{u_i})$ in user student model. Item embedding can be represented with the free embedding \mathbf{v}_j^I generated in teacher model. Finally, Eq. 14 can be modified as follows:

$$\hat{r}_{ij} = \hat{\mathbf{u}}_i (\hat{\mathbf{v}}_j)^T = \mathbf{u}_i^U (\mathbf{v}_j^I)^T = \left(\sum_{k \in X_{u_i}} \mathbf{e}_k^{L_{S_u}} \right) (\mathbf{v}_j^I)^T. \quad (15)$$

2) *Task 2.* In this task, we select the item student model. For user embedding, we select the user free embedding \mathbf{u}_i^I from Teacher model as the representation. For item representation, we make full use of its attribute embedding $\mathbf{f}_l (l \in X_{v_j})$ as the needed embedding. Therefore, Eq. 14 is modified as follows:

$$\hat{r}_{ij} = \hat{\mathbf{u}}_i (\hat{\mathbf{v}}_j)^T = \mathbf{u}_i^I (\mathbf{v}_j^I)^T = (\mathbf{u}_i^I) \left(\sum_{l \in X_{v_j}} \mathbf{f}_l^{L_{S_v}} \right)^T. \quad (16)$$

3) *Task 3.* In this task, the user and item free embedding are not available at the same time. Therefore, we employ both user student model and item student model to generate the user and item embeddings with their attribute information. Specifically, we select the user embedding \mathbf{u}_i^U and item embedding \mathbf{v}_j^I , which are driven from their own attributes, and modify Eq. 14 as follows:

$$\hat{r}_{ij} = \hat{\mathbf{u}}_i (\hat{\mathbf{v}}_j)^T = \mathbf{u}_i^U (\mathbf{v}_j^I)^T = \left(\sum_{k \in X_{u_i}} \mathbf{e}_k^{L_{S_u}} \right) \left(\sum_{l \in X_{v_j}} \mathbf{f}_l^{L_{S_v}} \right)^T. \quad (17)$$

4.3 Model Optimization

Since *PGD* contains two main components, the optimization also consists of two parts: *Rating Prediction Loss* for Teacher Model, and *Graph Distillation Loss* for *PGD*.

Rating Prediction Loss. For recommender system based on implicit feedback, BPR-based on pair-wise ranking is the most popular optimization algorithm. Thus, the objective function can be formulated as follows:

$$L_r = \sum_{u \in U} \sum_{(i,j) \in B_u} -\ln \sigma(\hat{r}_{ui} - \hat{r}_{uj}) + \gamma \|\theta\|^2, \quad (18)$$

where $\sigma(\cdot)$ is a sigmoid activation function. $B_u = \{(i, j) | r_{ui} = 1 \wedge r_{uj} \neq 1\}$ denotes the pairwise training data for user u . \hat{r}_{ui} and \hat{r}_{uj} are computed by the free embedding of the teacher model. θ represents the user and item free embedding matrices. γ is a regularization parameter that restrains the user and item free latent embedding matrices.

Graph Distillation Loss. Since distillation techniques are employed in *PGD* to help the student model to learn better user and item embeddings, as well as make accurate predictions based on the attribute information, with the guidance of teacher model. Thus, the learned user embedding \mathbf{u}_i^I (item embedding \mathbf{v}_j^I) from teacher model and \mathbf{u}_i^U (\mathbf{v}_j^I) from student model should be similar. This optimizing target can be formulated as follows:

$$L_u = \sum_{i=0}^{M-1} \|\mathbf{u}_i^I - \mathbf{u}_i^U\|^2, \quad L_v = \sum_{j=0}^{N-1} \|\mathbf{v}_j^I - \mathbf{v}_j^I\|^2. \quad (19)$$

Meanwhile, we intend the student model to predict user preference correctly. \mathbf{U} and \mathbf{V} represent the embedding matrices of users and items in the teacher model. \mathbf{U}^U and \mathbf{V}^I represent the embedding matrices of users and items in the student model. Thus, its prediction result should be similar to the results of the teacher model, which can be formulated as follows:

$$L_s = \|\mathbf{U}\mathbf{V}^T - \mathbf{U}^U(\mathbf{V}^I)^T\|^2. \quad (20)$$

The Graph Distillation Loss will be formulated as follows:

$$L_d = \lambda L_u + \mu L_v + \eta L_s, \quad (21)$$

where λ, μ, η are the weight of different information distillation loss. We can adjust their values to focus our proposed *PGD* on tackling different sub-tasks in cold start problem in recommendation. After obtaining the two parts objective functions, The final optimization of our model can be formulated as follows:

$$Loss = L_r + L_d \quad (22)$$

5 EXPERIMENTS

In this section, we conduct extensive experiments on three datasets to verify the effectiveness of our proposed *PGD* for cold start recommendation. We aim to answer the following questions:

- Will the attribute information and the utilization method in *PGD* be useful for solving the cold start problem (e.g., new users or new items) in recommendations?
- Is the distillation technique helpful for student model to learn useful knowledge from teacher model for user or item embedding?
- What is the influence of each component in our proposed *PGD* to the overall performance?

5.1 Datasets

In this paper, we select three suitable and public available datasets to evaluate all the models, i.e., Yelp, XING [1], and Amazon-Video Games [11]. Table 1 report the statistics of three datasets.

In order to evaluate the model performance on each of three sub-tasks in cold start problem, we manually set the new users or new items in the test sets[44]. Specifically, we randomly select 30% users in the test set. Then, we keep the corresponding items and

Table 1: The statistics of the three datasets.

Dataset		Yelp	XING	Amazon-Video Games
Train	Old Users	29,777	20,640	29,129
	Old Items	27,737	17,793	22,547
	Ratings	159,857	133,139	172,089
	Density	0.019%	0.036%	0.026%
Val	Old Users	2,109	17,058	26,506
	Old Items	1,812	10,357	10,189
	Ratings	2,109	20,258	29,870
Test new user	New Users	12,749	7,105	/
	Old Items	17,121	7,665	/
	Ratings	65,127	12,858	/
Test new item	Old Users	27,067	11,013	22,027
	New Items	11,975	7,598	10,170
	Ratings	69,524	33,079	98,044
Test new user and new item	New Users	11,662	4,618	/
	New Items	8,734	4,276	/
	Ratings	30,288	7,318	/
User Attributes	80	108	/	
Item Attributes	183	81	76	

remove their connections to construct the new user test set for Task 1. Meanwhile, we apply the same operation to generate a new items test set for Task 2. As for Task 3, we collated interaction records belonging to both the new user and the new product as the test set. Then, we split 10% validation set from the rest old users and old items. The details are reported in Table 1.

5.2 Experimental Setup

Evaluation Metrics. Since the cold start problem still can be treated as top-K recommendation task, we select two popular ranking metrics to evaluate our model: HR@K and NDCG@K ($K = \{10, 20, 50\}$).

Parameter Settings. First of all, the dimensions of collaborative filtering embedding and the attribute representation are all set as 64. The batch size is set as 2,048. The depth L of GCN is selected from $\{1, 2, 3, 4\}$, and we also make an experiment to verify the influence of different depths. During training, Adam is employed as the optimizer with learning rate 0.001.

Gaussian distribution with a mean of 0 and variance of 0.01 is employed to initialize the embedding matrices. At each iteration of the training process, we randomly sample one candidate negative sample to compose a triple data. In the testing phase, to avoid the unfairness caused by the randomly negative samples, we evaluated all models in the condition of all negative samples. As shown in Eq. 21, there are three hyper-parameters λ , μ and η . We tune the three hyper-parameters on three different tasks respectively. The combination for Yelp is $\{\lambda = 100, \mu = 1, \eta = 0.01\}$, for Amazon-Video Games is $\{\mu = 10\}$ and for XING is $\{\lambda = 1, \mu = 100, \eta = 0.001\}$.

5.3 Overall Results

Tables 2 and 3 report the overall results on three datasets. We can obtain that *PGD* outperforms all baselines across all the datasets with different evaluation metrics. Specifically, *PGD* achieves average 2.03%, 11.67%, 6.01% improvement across three sub-tasks on Yelp, average 27.83%, 7.28%, 16.06% improvement on XING, and average 5.6% improvement on Amazon-Game Videos, respectively. This phenomenon demonstrates the effectiveness of introducing attribute information into graph as node and learning attribute

embedding and entity embeddings simultaneously under the graph constraint. Moreover, *PGD* makes full use of distillation techniques to narrow down the gap between attribute embedding and CF-based embedding and help the student model to learn entity embedding from the teacher model with the attribute information as input.

Meanwhile, *PGD* tries to tackle all three sub-tasks in a unified framework. To this end, we also designed a student baseline to address new item or new user problem independently. Specifically, for Task 1, we only select the user student model to learn the user attribute embedding and item CF-based embedding. For Task 2, we have similar operations. As for Task 3, we select the user attribute embedding and item attribute embedding from two student models. The corresponding results are illustrated in Tables 2 and 3. We can obtain that *PGD* still outperforms the student baselines, indicating the superiority and necessity of distilling and modeling user preference in a unified way.

5.4 The Impact of Different Propagation Layer Depth L and Detailed Model Analysis.

As introduced in Section 4, the number of GCN layers will has a big impact on the model performance. Therefore, we conduct additional experiments to verify its impact. Corresponding results are illustrated in Tables 4 and 5. From the results, we can obtain that with the increasing number of GCN layers in the teacher model, the overall performance first rises and then falls. When the number of GCN layers is 2 or 3, *PGD* achieved the best performance. The possible reason is that with the increasing number of GCN layers, each node could aggregate more neighbors' information, which not only alleviate the data sparsity problem, but also gather more useful information for node embedding learning. On the other hand, too many GCN layers in the teacher model will cause the student hard to follow and node feature over smoothing problem. Therefore, we select 2 or 3 as the GCN layer number in teacher model according to tasks and datasets.

The above analysis shows that *PGD* can distill knowledge at the output layer. Intuitively, applying distillation operations to each layer seems to get better performance. We conduct experiments to compare the effects of the two distillation methods in Table 6. At 2 layer, multi-layer distillation has a little improved effect on task2 of the yelp dataset. However, there is no general enhancement but still competitive against baselines on the other tasks. We speculate the reason is that, there is still a gap between the intermediate layer embedding distillation and the final output embedding distillation. Our model is not a direct node-to-node distillation between teacher graph and student graph, and the final entity embedding of the student model fuses the attribute node information. Multi-layer distillation only relies on the weighted sum operation which does not capture well the positive impact of the distillation of the first layer on the final output distillation.

5.5 Ablation Study

In the previous parts, we have illustrated the superiority of our proposed *PGD*. However, the student model tries to distill knowledge from teacher model with three constraints (i.e., user embedding constraint, item embedding constraint, and prediction constraint), which component plays a more important role in user preference

Table 2: HR@K and NDCG@K comparisons for Yelp and Amazon-Video Games. '-' represents unavailable result.

Model	Metrics	Yelp(Task1)			Yelp(Task2)			Yelp(Task3)			Amazon-Video Games (Task2)		
		@10	@20	@50	@10	@20	@50	@10	@20	@50	@10	@20	@50
KNN	HR	0.01810	0.03104	0.05655	0.01590	0.02775	0.06126	-	-	-	0.001270	0.001898	0.008407
	NDCG	0.01528	0.02067	0.02917	0.009864	0.01370	0.02219	-	-	-	0.0007551	0.0009667	0.002447
LinMap	HR	0.02030	0.03220	0.05784	0.02011	0.03436	0.06640	0.01286	0.02480	0.05108	0.01833	0.02491	0.03911
	NDCG	0.01724	0.02231	0.03076	0.01277	0.01743	0.02561	0.007353	0.01124	0.01792	0.008335	0.009481	0.01333
xDeepFM	HR	0.01984	0.03234	0.05973	0.02024	0.03491	0.06678	0.01310	0.02438	0.04898	0.01847	0.02498	0.03900
	NDCG	0.01613	0.02147	0.03054	0.01280	0.01752	0.02564	0.007516	0.01120	0.01772	0.008253	0.009465	0.01295
CDL	HR	0.01930	0.03257	0.06041	0.01959	0.03410	0.06536	0.01268	0.02001	0.04211	0.02023	0.02775	0.04192
	NDCG	0.01603	0.02161	0.03082	0.01209	0.01673	0.02472	0.008057	0.01049	0.01613	0.009470	0.01112	0.01439
DropoutNet	HR	0.02006	0.03278	0.06029	0.01731	0.02821	0.05594	0.01143	0.02141	0.04297	0.01143	0.01612	0.02876
	NDCG	0.01675	0.02208	0.03121	0.01052	0.01411	0.02049	0.006913	0.009972	0.01547	0.005350	0.006693	0.009857
Heater	HR	0.02055	0.03365	0.05880	0.02443	0.04179	0.07974	0.01226	0.02440	0.04915	0.02032	0.02659	0.04101
	NDCG	0.01726	0.02271	0.03110	0.01495	0.02059	0.03027	0.007329	0.01131	0.01780	0.009280	0.01031	0.01334
PinSage	HR	0.01985	0.03302	0.06250	0.02080	0.03704	0.07089	0.01173	0.02110	0.04097	0.02030	0.02491	0.03498
	NDCG	0.01709	0.02267	0.03254	0.01331	0.01856	0.02722	0.007142	0.01013	0.01523	0.008590	0.009135	0.01157
PFD	HR	0.02015	0.03318	0.05837	0.02240	0.04008	0.07955	0.01152	0.02427	0.04766	0.02187	0.02745	0.04065
	NDCG	0.01716	0.02247	0.03086	0.01376	0.01948	0.02952	0.007248	0.01143	0.01758	0.009953	0.01086	0.01388
Student	HR	0.01886	0.03133	0.05944	0.02290	0.03984	0.07625	0.01317	0.02540	0.05109	0.01812	0.02328	0.03457
	NDCG	0.01612	0.02140	0.03074	0.01419	0.01968	0.02897	0.007294	0.01122	0.017952	0.008275	0.009040	0.01205
PGD	HR↑	0.02077	0.03404	0.06426	0.02717	0.04712	0.08856	0.01443	0.02589	0.05117	0.02240	0.02953	0.04507
	NDCG↑	0.01767	0.02323	0.03324	0.01659	0.02306	0.03366	0.008653	0.01240	0.01890	0.01008	0.01164	0.01601

Table 3: HR@K and NDCG@K comparisons for XING. '-' represents unavailable result. KNN cannot work for task3.

Model	Metrics	XING(Task1)			XING(Task2)			XING(Task3)		
		@10	@20	@50	@10	@20	@50	@10	@20	@50
KNN	HR	0.002977	0.005945	0.01249	0.001345	0.002246	0.005768	-	-	-
	NDCG	0.001586	0.002436	0.003920	0.0006946	0.0009711	0.001913	-	-	-
LinMap	HR	0.007926	0.01483	0.02628	0.002039	0.003692	0.007225	0.001552	0.003338	0.007983
	NDCG	0.004242	0.006225	0.008781	0.001047	0.001559	0.002492	0.0007650	0.001291	0.002255
xDeepFM	HR	0.007733	0.01530	0.02752	0.001991	0.003892	0.007474	0.002526	0.005242	0.009932
	NDCG	0.004240	0.006289	0.009048	0.0009840	0.001526	0.002450	0.0009600	0.001765	0.002794
CDL	HR	0.007546	0.01469	0.02815	0.001521	0.003213	0.006708	0.002992	0.004580	0.007668
	NDCG	0.004250	0.006255	0.009263	0.0008030	0.001357	0.002334	0.001479	0.001854	0.002444
DropoutNet	HR	0.006997	0.01278	0.02345	0.001404	0.003784	0.007138	0.001805	0.003901	0.007610
	NDCG	0.003311	0.004959	0.007376	0.0007770	0.001531	0.002458	0.0008680	0.001332	0.002222
Heater	HR	0.006934	0.01524	0.02717	0.001766	0.003633	0.007661	0.002635	0.004788	0.007963
	NDCG	0.003354	0.005713	0.008451	0.001061	0.001667	0.002722	0.001429	0.001704	0.002415
PinSage	HR	0.004862	0.01119	0.02193	0.001646	0.003693	0.007953	0.001002	0.002315	0.003741
	NDCG	0.002680	0.004436	0.006818	0.0009460	0.001610	0.002705	0.0004690	0.001046	0.001358
PFD	HR	0.009043	0.01552	0.02855	0.002331	0.003877	0.007373	0.002833	0.005251	0.008742
	NDCG	0.005273	0.007073	0.01005	0.001151	0.001666	0.002578	0.001300	0.001942	0.002695
Student	HR	0.008985	0.01725	0.03114	0.001998	0.003734	0.007789	0.001777	0.004040	0.006881
	NDCG	0.004734	0.007033	0.01015	0.0009520	0.001460	0.002506	0.0008830	0.001526	0.002144
PGD	HR↑	0.01149	0.02204	0.04060	0.002539	0.004216	0.008276	0.003999	0.006727	0.01018
	NDCG↑	0.006522	0.009160	0.01330	0.001322	0.001758	0.002780	0.001694	0.002222	0.002886

Table 4: HR@20 and NDCG@20 results of our model with different propagation depth L on Yelp and Amazon-Video Games (We fix the same gcN layer L of student model and teacher model).

Num. of GCN Layers	Yelp(Task1)		Yelp(Task2)		Yelp(Task3)		Amazon Video Games	
	HR@20	NDCG@20	HR@20	NDCG@20	HR@20	NDCG@20	HR@20	NDCG@20
$L = 1$	0.03365	0.02294	0.04541	0.02239	0.02467	0.01142	0.02946	0.01125
$L = 2$	0.03404	0.02323	0.04606	0.02255	0.02589	0.01240	0.02953	0.01164
$L = 3$	0.03355	0.02186	0.04712	0.02306	0.02577	0.01198	0.02801	0.01124
$L = 4$	0.03225	0.02102	0.04693	0.02298	0.02533	0.01192	0.02707	0.01104

Table 5: HR@20 and NDCG@20 results of our model with different propagation depth L on XING (We fix the same gen layer L of student model and teacher model).

Num. of GCN Layers	XING(Task1)		XING(Task2)		XING(Task3)	
	HR@20	NDCG@20	HR@20	NDCG@20	HR@20	NDCG@20
$L = 1$	0.02071	0.008274	0.004003	0.001754	0.006107	0.001962
$L = 2$	0.02107	0.009037	0.004216	0.001758	0.006727	0.002222
$L = 3$	0.02204	0.009160	0.003992	0.001752	0.006439	0.002100
$L = 4$	0.02176	0.008947	0.003907	0.001672	0.006359	0.002054

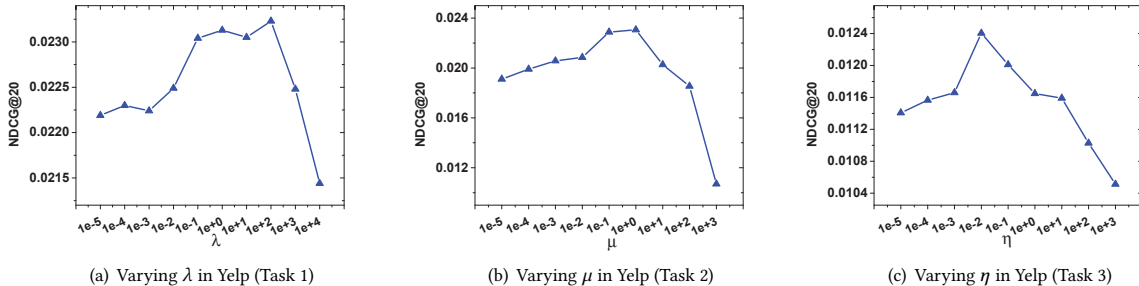


Figure 3: NDCG@20 results of our model with different hyper-parameters.

Table 6: HR@20 and NDCG@20 results of output distillation and multi-layer distillation.

	Metrics	2-Layer Output	2-Layer Multi-Layer
Yelp(Task1)	HR@20	0.03404	0.03415
	NDCG@20	0.02323	0.02152
Yelp(Task2)	HR@20	0.04606	0.04627
	NDCG@20	0.02255	0.02302
Yelp(Task3)	HR@20	0.02589	0.02638
	NDCG@20	0.01240	0.01205
Amazon	HR@20	0.02953	0.02812
	NDCG@20	0.01164	0.01113

modeling is still unclear. To this end, we conduct an ablation study on parameters $\{\lambda, \mu, \eta\}$ to verify the impact of each component with NDCG@20. When verifying the effectiveness of one constraint, we fix other two parameters and modify the corresponding weight to obtain the results. Figure 3 reports the corresponding results, from which we can obtain the following observations.

With the increase of each component, model performance first increases and then decreases. The distillation loss constraint has a negative impact on the teacher model when the distillation loss is overweight. Moreover, when PGD achieves the best performance, λ and μ have similar values. Thus, we can conclude that the user embedding constraint and item embedding constraint have similar impacts on model performance. Furthermore, we can observe that the best value for η is very small. Since this is a top-K recommendation task, the prediction constraint may have a big impact on the final performance.

We also observed that the boosting effect of these parameters is different for different tasks and different datasets. For instance, the metrics of task1 in Yelp improved 2.03%, but improved 11.67% of task2 in Yelp. We speculate the possible reason is that the types of

user attributes are less than item attributes. Thus, user attributes cannot provide as much information as item attributes do. Therefore, the user embedding distillation may not be as good as item embedding distillation. As a result, item embedding constraint has a bigger impact on the model performance.

6 CONCLUSION

In this paper, we argued that attribute information is not fully explored in cold start recommendations. Thus, we proposed a novel *privileged graph distillation model (PGD)* to constrain the attribute embedding and CF-based embedding learning in a graph manner and leverage distillation technique to tackle the cold start recommendation. In concerned details, we first introduce attributes as nodes into user-item graph and learn attribute embedding and CF-based embedding simultaneously. Then, we employed distillation technique to guide PGD to learn the transformation between CF-based embedding and attribute embedding. Thus, the student model can learn effective user (item) embedding based on attribute information from the teacher model. Extensive experiments on three public datasets show the performance improvement of PGD over state-of-the-art baselines. In the future, we plan to explore different distillation architectures to better attribute node embedding.

ACKNOWLEDGEMENTS

This work was supported in part by grants from the National Natural Science Foundation of China (Grant No. U1936219, U19A2079, 62006066, 61932009), the Young Elite Scientists Sponsorship Program by CAST and ISZS, CCF-Tencent RAGR20200121, and the Open Project Program of the National Laboratory of Pattern Recognition (NLP).

REFERENCES

- [1] Fabian Abel, Yashar Deldjoo, Mehdi Elahi, and Daniel Kohlsdorf. 2017. Recsys challenge 2017: Offline and online evaluation. In *RecSys*. 372–373.
- [2] Rianne van den Berg, Thomas N Kipf, and Max Welling. 2018. Graph convolutional matrix completion. In *KDD Deep Learning Day*.
- [3] Ines Chami, Rex Ying, Christopher Ré, and Jure Leskovec. 2019. Hyperbolic graph convolutional neural networks. *NeurIPS* 32 (2019), 4869.
- [4] Hanting Chen, Yunhe Wang, Chang Xu, Chao Xu, and Dacheng Tao. 2021. Learning student networks via feature embedding. *TNNLS* 32, 1 (2021), 25–35.
- [5] Lei Chen, Le Wu, Richang Hong, Kun Zhang, and Meng Wang. 2020. Revisiting graph based collaborative filtering: A linear residual graph convolutional network approach. In *AAAI*, Vol. 34. 27–34.
- [6] Xu Chen, Yongfeng Zhang, Hongteng Xu, Zheng Qin, and Hongyuan Zha. 2018. Adversarial distillation for efficient recommendation with external knowledge. *TOIS* 37, 1 (2018), 1–28.
- [7] Qiannan Cheng, Zhaochun Ren, Yujie Lin, Pengjie Ren, Zhumin Chen, Xiangyuan Liu, and Maarten de Rijke. 2021. Long Short-Term Session Search: Joint Personalized Reranking and Next Query Prediction. (2021).
- [8] Zeno Gantner, Lucas Drummond, Christoph Freudenthaler, Steffen Rendle, and Lars Schmidt-Thieme. 2010. Learning attribute-to-feature mappings for cold-start recommendations. In *ICDM*. 176–185.
- [9] Ken Goldberg, Theresa Roeder, Dhruv Gupta, and Chris Perkins. 2001. Eigentaste: A constant time collaborative filtering algorithm. *Information Retrieval* 4, 2 (2001), 133–151.
- [10] Will Hamilton, Zhitao Ying, and Jure Leskovec. 2017. Inductive representation learning on large graphs. In *NIPS*. 1024–1034.
- [11] Ruining He and Julian McAuley. 2016. VBPR: visual bayesian personalized ranking from implicit feedback. In *AAAI*, Vol. 30. 144–150.
- [12] Xiangnan He, Kuan Deng, Xiang Wang, Yan Li, Yongdong Zhang, and Meng Wang. 2020. Lightgcn: Simplifying and powering graph convolution network for recommendation. In *SIGIR*. 639–648.
- [13] Geoffrey Hinton, Oriol Vinyals, and Jeff Dean. 2015. Distilling the knowledge in a neural network. *arXiv preprint arXiv:1503.02531* (2015).
- [14] SeongKu Kang, Junyoung Hwang, Wonbin Kweon, and Hwanjo Yu. 2020. DE-RRD: A Knowledge Distillation Framework for Recommender System. In *CIKM*. 605–614.
- [15] Yehuda Koren, Robert Bell, and Chris Volinsky. 2009. Matrix factorization techniques for recommender systems. *Computer* 42, 8 (2009), 30–37.
- [16] Jianxun Lian, Xiaohuan Zhou, Fuzheng Zhang, Zhongxia Chen, Xing Xie, and Guangzhong Sun. 2018. xdeepfm: Combining explicit and implicit feature interactions for recommender systems. In *KDD*. 1754–1763.
- [17] Yufan Liu, Jiajiong Cao, Bing Li, Chunfeng Yuan, Weiming Hu, Yangxi Li, and Yunqiang Duan. 2019. Knowledge distillation via instance relationship graph. In *CVPR*. 7096–7104.
- [18] David Lopez-Paz, Léon Bottou, Bernhard Schölkopf, and Vladimir Vapnik. 2016. Unifying distillation and privileged information. In *ICLR*.
- [19] Seyed Iman Mirzadeh, Mehrdad Farajtabar, Ang Li, Nir Levine, Akihiro Matsukawa, and Hassan Ghasemzadeh. 2020. Improved knowledge distillation via teacher assistant. In *AAAI*, Vol. 34. 5191–5198.
- [20] Wonpyo Park, Dongju Kim, Yan Lu, and Minsu Cho. 2019. Relational knowledge distillation. In *CVPR*. 3967–3976.
- [21] Baoyun Peng, Xiao Jin, Jiaheng Liu, Dongsheng Li, Yichao Wu, Yu Liu, Shunfeng Zhou, and Zhaoning Zhang. 2019. Correlation congruence for knowledge distillation. In *ICCV*. 5007–5016.
- [22] Zhaochun Ren, Shangsong Liang, Piji Li, Shuaiqiang Wang, and Maarten de Rijke. 2017. Social collaborative viewpoint regression with explainable recommendations. In *WSDM*. 485–494.
- [23] S Rendle, C Freudenthaler, Z Gantner, and LBPR Schmidt-Thieme. Bayesian personalized ranking from implicit feedback. In *Proc. of Uncertainty in Artificial Intelligence*. 452–461.
- [24] Adriana Romero, Nicolas Ballas, Samira Ebrahimi Kahou, Antoine Chassang, Carlo Gatta, and Yoshua Bengio. 2015. Fitnets: Hints for thin deep nets. In *ICLR*.
- [25] Ruslan Salakhutdinov and Andriy Mnih. 2008. Bayesian probabilistic matrix factorization using Markov chain Monte Carlo. In *ICML*. 880–887.
- [26] Suvash Sedhain, Scott Sanner, Darius Braziunas, Lexing Xie, and Jordan Christensen. 2014. Social collaborative filtering for cold-start recommendations. In *RecSys*. 345–348.
- [27] Jiayi Tang and Ke Wang. 2018. Ranking distillation: Learning compact ranking models with high performance for recommender system. In *KDD*. 2289–2298.
- [28] Aaron Van den Oord, Sander Dieleman, and Benjamin Schrauwen. 2013. Deep content-based music recommendation. *NIPS* 26 (2013), 2643–2651.
- [29] Maksims Volkovs, Guangwei Yu, and Tomi Poutanen. 2017. Dropoutnet: Addressing cold start in recommender systems. In *NIPS*. 4957–4966.
- [30] Hao Wang, Naiyan Wang, and Dit-Yan Yeung. 2015. Collaborative deep learning for recommender systems. In *KDD*. 1235–1244.
- [31] Qinyong Wang, Hongzhi Yin, Tong Chen, Zi Huang, Hao Wang, Yanchang Zhao, and Nguyen Quoc Viet Hung. 2020. Next Point-of-Interest Recommendation on Resource-Constrained Mobile Devices. In *WWW*. 906–916.
- [32] Ruoxi Wang, Bin Fu, Gang Fu, and Mingliang Wang. 2017. Deep & cross network for ad click predictions. In *ADKDD*. 1–7.
- [33] Xiang Wang, Xiangnan He, Meng Wang, Fuli Feng, and Tat-Seng Chua. 2019. Neural graph collaborative filtering. In *SIGIR*. 165–174.
- [34] Le Wu, Peijie Sun, Yanjie Fu, Richang Hong, Xiting Wang, and Meng Wang. 2019. A neural influence diffusion model for social recommendation. In *SIGIR*. 235–244.
- [35] Le Wu, Yonghui Yang, Lei Chen, Defu Lian, Richang Hong, and Meng Wang. 2020. Learning to Transfer Graph Embeddings for Inductive Graph based Recommendation. In *SIGIR*. 1211–1220.
- [36] Chen Xu, Quan Li, Junfeng Ge, Jinyang Gao, Xiaoyong Yang, Changhua Pei, Fei Sun, Jian Wu, Hanxiao Sun, and Wenwu Ou. 2020. Privileged Features Distillation at Taobao Recommendations. In *KDD*. 2590–2598.
- [37] Rex Ying, Ruining He, Kaifeng Chen, Pong Eksombatchai, William L Hamilton, and Jure Leskovec. 2018. Graph convolutional neural networks for web-scale recommender systems. In *KDD*. 974–983.
- [38] Sergey Zagoruyko and Nikos Komodakis. 2017. Paying more attention to attention: Improving the performance of convolutional neural networks via attention transfer. In *ICLR*.
- [39] Hanqing Zeng, Hongkuan Zhou, Ajitesh Srivastava, Rajgopal Kannan, and Viktor Prasanna. 2020. Graphsaint: Graph sampling based inductive learning method. (2020).
- [40] Muhan Zhang and Yixin Chen. 2020. Inductive matrix completion based on graph neural networks. In *ICLR*.
- [41] Yuan Zhang, Xiaoran Xu, Hanning Zhou, and Yan Zhang. 2020. Distilling structured knowledge into embeddings for explainable and accurate recommendation. In *WSDM*. 735–743.
- [42] Guorui Zhou, Ying Fan, Rungpeng Cui, Weijie Bian, Xiaoqiang Zhu, and Kun Gai. 2018. Rocket launching: A universal and efficient framework for training well-performing light net. In *AAAI*, Vol. 32. 4580–4587.
- [43] Ke Zhou, Shuang-Hong Yang, and Hongyuan Zha. 2011. Functional matrix factorizations for cold-start recommendation. In *SIGIR*. 315–324.
- [44] Ziwei Zhu, Shahin Sefati, Parsa Saadatpanah, and James Caverlee. 2020. Recommendation for New Users and New Items via Randomized Training and Mixture-of-Experts Transformation. In *SIGIR*. 1121–1130.