


Minimally Factorizing the Provenance of Self-join Free Conjunctive Queries

NEHA MAKHIJA,  Northeastern University, USA

WOLFGANG GATTERBAUER,  Northeastern University, USA

We consider the problem of finding the minimal-size factorization of the provenance of self-join-free conjunctive queries, i.e., we want to find a formula that *minimizes the number of variable repetitions*. This problem is equivalent to solving the fundamental Boolean formula factorization problem for the restricted setting of the provenance formulas of self-join free queries. While general Boolean formula minimization is Σ_2^P -complete, we show that the problem is NP-complete in our case. Additionally, we identify a large class of queries that can be solved in PTIME, expanding beyond the previously known tractable cases of read-once formulas and hierarchical queries.

We describe connections between factorizations, Variable Elimination Orders (VEOs), and minimal query plans. We leverage these insights to create an Integer Linear Program (ILP) that can solve the minimal factorization problem exactly. We also propose a Max-Flow Min-Cut (MFMC) based algorithm that gives an efficient approximate solution. Importantly, we show that both the Linear Programming (LP) relaxation of our ILP, and our MFMC-based algorithm are *always correct for all currently known PTIME cases*. Thus, we present two unified algorithms (ILP and MFMC) that can both recover all known PTIME cases in PTIME, yet also solve NP-complete cases either exactly (ILP) or approximately (MFMC), as desired.

CCS Concepts: • **Theory of computation** → **Database theory**; • **Information systems** → **Data management systems**.

Additional Key Words and Phrases: Factorization, Provenance, Boolean Formulas

1 INTRODUCTION

Given the provenance formula for a Boolean query, what is its *minimal size equivalent formula*? And under what conditions can this problem be solved efficiently? This paper investigates the complexity of `minFACT`, i.e. the problem of finding a minimal factorization for the provenance of self-join-free conjunctive queries (sj-free CQs). While the general Boolean formula minimization is Σ_2^P -complete [8], several important tractable subclasses have been identified, such as read-once formulas [36]. In this paper, we identify additional tractable cases by identifying a large class of queries for which the minimal factorization of any provenance formula can be found in PTIME.

We focus on provenance formulas for two key reasons: 1) Provenance computation and storage is utilized in numerous database applications. The issue of storing provenance naturally raises the question: How can provenance formulas be represented minimally? This problem has previously been investigated in this context [57, 58], where algorithms were described for factorizations with asymptotically optimal sizes, leading to work on factorized databases. However, finding instance-optimal factorizations i.e. factorizations that are guaranteed to be the smallest possible, for any arbitrary input, remains an open challenge, and is the focus of our work.

2) Minimal factorizations of provenance formulas can be used to obtain probabilistic inference bounds. Prior approaches for approximate probabilistic inference are either incomplete i.e. focus on just PTIME cases [18, 64, 66], or do not solve all PTIME cases exactly [18, 32]. As we show, using minimal factorization as a preprocessing step achieves the best of both worlds: It is complete (i.e. it applies to easy and hard cases) while recovering all known PTIME cases exactly.

In this paper, we prove that the minimal factorization problem is NP-complete (NP-C) for provenance formulas, and give two algorithms for all sj-free CQs that are unified algorithms in

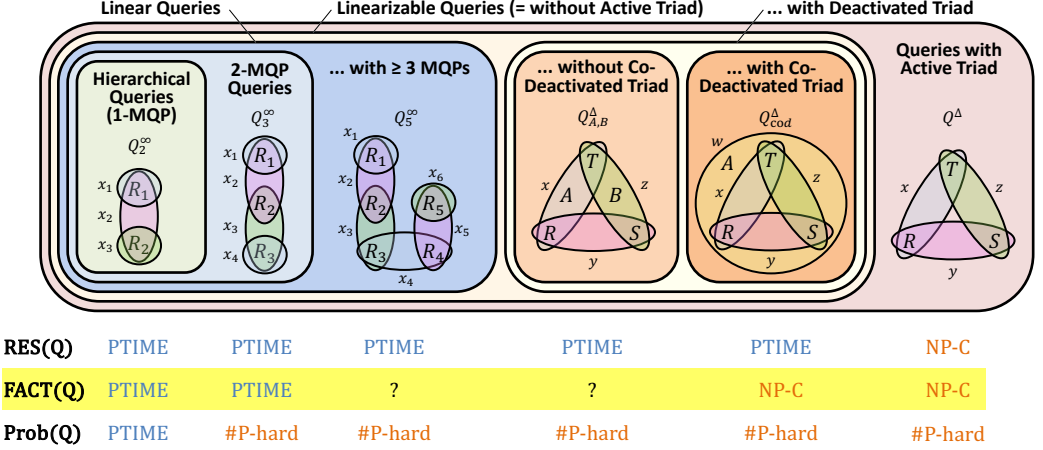


Fig. 1. This paper gives hardness results, identifies PTIME cases, and gives exact and approximate algorithms for self-join-free conjunctive queries. We prove that the tractable queries for minFACT reside firmly between the tractable cases for probabilistic query evaluation (PROB) = the hierarchical queries with one minimal query plan, and those for resilience (RES) = queries without active triads. The open cases are linear queries with ≥ 3 minimal query plans (though we know that Q_4^∞ is in PTIME), and linearizable queries with deactivated triads and without co-deactivated triads (though we know that the triangle unary query Q_U^Δ is in PTIME).

the sense that they solve all known tractable cases in PTIME, and provide approximations for hard cases. We further place the set of tractable queries firmly between the tractable queries for two other related problems: resilience [27] and probabilistic query evaluation [17] (Fig. 1).

Contributions & Outline. ① The minFACT problem has strong ties to the diverse problems of Boolean factorization, factorized databases, probabilistic inference, and resilience, among others. Section 2 explains these connections before Section 3 formalizes the problem. ② Section 4 describes connections between provenance factorizations, variable elimination orders (VEOs) and query plans. These connections allow us to reformulate minFACT as the problem of assigning each witness to one of several “minimal VEOs.” ③ Section 5 develops an ILP encoding to solve minFACT for any sj-free CQ exactly. We are not aware of any prior ILP formulation for minimal-size encodings of propositional formulas, for restricted cases like for monotone formulas. ④ Section 6 describes our two unified PTIME algorithms that are exact for *all known* PTIME cases, and approximations otherwise. The first one encodes the problem in the form of a “factorization flow graph” s.t. a *minimal cut* of the graph corresponds to a valid factorization of the instance. We refer to this algorithm as the MFMC (Max-Flow Min-Cut) based algorithm. The second is an LP relaxation of our ILP encoding, for which we also prove a guaranteed constant factor approximation for hard queries. ⑤ Section 7 proves that both our unified algorithms can solve the minFACT problem *exactly* if the database instance allows a *read-once factorization*. This implies that our algorithms recover and generalize prior approaches [64] that are limited to read-once formulas. ⑥ Section 8 provides a large class of queries for which our PTIME algorithms can solve the minFACT problem exactly over any database instance. This class includes hierarchical queries as a strict subset, proving that the tractable queries for minFACT are a strict superset of those for probabilistic query evaluation (PROB) [18]. ⑦ Section 9 proves that the decision variant of minFACT is NP-C for a set of queries that form a strict superset of queries that contain “active triads”. This result proves that the intractable queries for minFACT are a strict superset of those that are intractable for resilience (RES) [27],

thereby bounding the tractable queries for our problem firmly between those tractable for PROB and those tractable for RES.

Appendix. The appendix contains all proofs and many illustrating examples that did not fit within the main paper. [Appendix I](#) shows that using minimal factorization can lead to more accurate probabilistic inference. [Appendix K](#) contains experiments evaluating the performance and results of the ILP encoding, LP relaxation, and MFMC-based algorithm.

2 RELATED WORK

Boolean Factorization. Minimum Equivalent Expression (MEE) is the problem of deciding whether a given Boolean formula φ (note that we use the terms expressions and formulas interchangeably) has a logically equivalent formula φ' that contains $\leq k$ occurrences of literals. It was known to be at least NP-hard for over 40 years [30, Section 7.2] and was shown to be Σ_p^2 -complete only 10 years ago [8]. The problem is more tractable for certain restrictions like Horn formulas [42] as input, or if allowing arbitrary Boolean functions as connectors [44], or if posed as the Minimum Formula Size Problem (MFSP) that takes the uncompressed truth table as input [2, 45]. There is a lot of work on approximate Boolean function factorization [49, 51], however efficient, exact methods are limited to classes such as read-once [36] and read-polarity-once formulas [10] (see [15, Section 10.8] for a detailed historical overview). Our problem restricts the formula to be minimized to the provenance of a sj-free conjunctive query (i.e. a monotone, m -partite DNF that follows join dependencies), with the goal of uncovering important classes that permit a PTIME exact evaluation. We illustrate an overview of known results in [Appendix B.1](#). To the best of our knowledge, no prior work has provided a general approach for finding the minimal factorization of monotone k -partite Boolean formulas given as DNFs, and we are unaware of prior work that provides an ILP for the problem, even under restricted settings.

Factorized Databases and Related Work on Factorization. Our problem has been studied before in the context of Factorized Databases (FDBs) [56–59]. Five key differences in focus are: (i) The tight bounds provided through that line of work are on “readability” i.e. the lowest k such that each variable in the factorized formula is repeated at most k times. The work shows that the class of queries with bounded readability is strictly that of hierarchical queries [58]. In contrast, we focus on the minimal number of variable repetitions and show this can be calculated in PTIME for a strict superset of hierarchical queries. (ii) For bounds on the minimal length (as is our focus), FDBs focus only *asymptotic* bounds on the size of query result representations [59] whereas we focus on minimizing the exact number of variables (e.g. whether a provenance is read-once or has a factor 2 bigger size is of no relevance in the asymptotic analysis of FDBs). (iii) variants of FDBs permit the reuse of intermediate results, i.e. they focus on the corresponding *circuit* size, while we focus on *formulas*. (iv) Intuitively, FDBs study the trade-offs between applying one of several factorizations (or query plans or variable elimination orders) to the entire query results at once, whereas we may *factorize each witness in different ways*. (v) Except for [57], the work on FDBs focuses on factorizations in terms of *domain values* whereas provenance formulas are defined in terms of tuple variables (e.g. a tuple from an arity-3 relation has 3 different domains, but is still represented by a single tuple variable). These discrepancies lead to different technical questions and answers. Also related is the very recently studied problem of finding a factorized representation of all the homomorphisms between two finite relational structures [5]. Similar to FDBs, that work also differs from ours in that it focuses on the asymptotic factorization size (and proves lower bounds and allows a circuit factorization instead of a formula). Our problem is also different from the problem of calculating a “ p -minimal query” for a given query [3]: The solution to our problem depends on the database instance and factorizes a given provenance formula, whereas the latter

problem is posed irrespective of any given database, chooses among alternative polynomials, and becomes trivial for queries without self-joins.

Probabilistic Inference, Read-Once Formulas, and Dissociation. Probabilistic query evaluation (PROB) is #P-hard in general [18]. However, if a provenance formula φ can be represented in *read-once form* then its marginal probability $\mathbb{P}[\varphi]$ can be computed in linear time in the number of literals. Olteanu and Huang [54] showed that the previously known tractable queries called hierarchical queries lead to read-once factorizations. A query Q is called hierarchical [18] iff for any two existential variables x, y , one of the following three conditions holds: $\text{at}(x) \subseteq \text{at}(y)$, $\text{at}(x) \supseteq \text{at}(y)$, or $\text{at}(x) \cap \text{at}(y) = \emptyset$, where $\text{at}(x)$ is the set of atoms of Q in which x participates. Roy et al. [64] and Sen et al. [66] independently proposed algorithms for identifying read-once provenance for non-hierarchical queries in PTIME. Notice that finding the read-once form of a formula (if it exists) is just an extreme case of representing a Boolean function by a minimum length (\vee, \wedge) -formula. Our solution is a *natural generalization* that is *guaranteed* to return a read-once factorization in PTIME should there be one. We give an interesting connection by proving that the tractable queries for our problem are a *strict superset* of hierarchical queries and thus the tractable queries for probabilistic query evaluation.

Resilience. The resilience problem [27, 28] is a variant of the deletion propagation problem [9, 21] focusing on Boolean queries: Given $D \models Q$, what is the minimum number of tuples to remove (called a “contingency set”) in order to make the query false? We give an interesting connection by proving that the tractable queries for our problem are a *strict subset* of the tractable queries for resilience. Concretely, we show that the structural hardness criterion for resilience also makes the factorization problem hard. We achieve separation by giving a query that is easy for resilience yet hard to factorize. Additionally, we hypothesize that linear queries Additionally, very recent concurrent work by us on resilience [48] has made a similar observation that the LP relaxation of a natural ILP formulation for resilience solves all PTIME queries exactly, which suggests a deeper connection of our problems with general reverse data management problems [50].

Linear Optimization. The question of when an Integer Linear Program (ILP) is tractable has many theoretical and practical consequences [14]. Since we model our problem as an ILP, we can leverage some known results for ILPs to evaluate the complexity of our problem. We show that for a certain class of queries, the constraint matrices of our ILP are Totally Unimodular [65] and hence the ILP is guaranteed to be solvable in PTIME. Additionally, we find cases that *do not fit known tractable classes*, such as Total Unimodularity [65], Iterative Rounding [46], or Balanced Matrices [13]. We *nevertheless prove that they are in PTIME and can be solved efficiently by ILP solvers*. We believe that additional optimization theory will be instrumental in completing the dichotomy. From a practical perspective, modeling our problem as an ILP allows us to use highly optimized solvers [39] to obtain exact results even for hard queries.

Relation to Holistic Join Algorithms. Our approach has an interesting conceptual connection to “holistic” join algorithms [1] that rely on not just a single tree decomposition (thus one query plan) but rather multiple tree decompositions (thus multiple plans) *for different output tuples*. Very similarly, our approach also carefully assigns different witnesses to different query plans.

3 FORMAL SETUP

This section introduces our notation and defines the problem minFACT i.e. the problem of finding the *minimal factorization* of the provenance of a query.

3.1 Standard database notations

We write D for the database, i.e. the set of tuples in the relations. A *conjunctive query* (CQ) is a first-order formula $Q(\mathbf{y}) = \exists \mathbf{x} (g_1 \wedge \dots \wedge g_m)$ where the variables $\mathbf{x} = (x_1, \dots, x_\ell)$ are called existential

variables, \mathbf{y} are called the head variables and each atom g_i represents a relation $g_i = R_{j_i}(\mathbf{x}_i)$ where $\mathbf{x}_i \subseteq \mathbf{x} \cup \mathbf{y}$.¹ W.l.o.g., we discuss only connected queries.² We write $\text{var}(X)$ for the set of variables occurring in atom/ relation/ query/ formula X and $\text{at}(x)$ for the set of atoms that contain variable x . We write $[\mathbf{w}/\mathbf{x}]$ as a valuation (or substitution) of query variables \mathbf{x} by constants \mathbf{w} . These substitutions may be written explicitly by “domain-annotating” variables with domain constants as subscripts. *Domain-annotated tuples* use such domain-annotated variables as subscripts, e.g. r_{x_1, y_2} represents a tuple of relation $R(x, y)$ with $x = 1$ and $y = 2$. We sometimes informally omit the variables and use the notation $r_{v_1 v_2 \dots v_a}$ where $v_1 v_2 \dots v_a$ are the domain values of $\text{var}(R)$ in the order that they appear in atom R . Thus, r_{12} also represents $R(1, 2)$. A *self-join-free (sj-free) CQ* is one where no relation symbol occurs more than once and thus every atom represents a different relation. Thus, for sj-free CQs, one may refer to atoms and relations interchangeably. We focus on Boolean queries (i.e., where $\mathbf{y} = \emptyset$), since the problem of finding the minimal factorization of the provenance for one particular output tuple of a non-Boolean query immediately reduces to the Boolean query case (see e.g. [67]).³ Unless otherwise stated, a query in this paper denotes a *sj-free Boolean CQ*. Appendix A defines further notation.

3.2 Boolean and Provenance formulas

The terms provenance and lineage are used in the literature with slightly different meanings. While lineage was originally formalized in [16], we follow the modern treatment of *data provenance* as denoting a proposition formula that corresponds to the *Boolean provenance semiring* of Green et al. [37, 38], which is the commutative semiring of positive Boolean expressions $(\mathbb{B}[X], \vee, \wedge, 0, 1)$. We sometimes write \vee as semiring-plus (\oplus) and \wedge as times (\otimes).

We assign to every tuple $t \in D$ a *provenance token*, i.e. we interpret each tuple as a Boolean variable. Then the provenance formula (equivalently, provenance expression) φ_p of a query $Q := R_1(\mathbf{x}_1), \dots, R_m(\mathbf{x}_m)$ on D is the positive Boolean DNF formula

$$\text{Prov}(Q, D) = \bigvee_{\theta: D \models Q[\theta(\mathbf{x})/\mathbf{x}]} R_1(\theta(\mathbf{x}_1)) \wedge \dots \wedge R_m(\theta(\mathbf{x}_m))$$

where $D \models Q[\theta(\mathbf{x})/\mathbf{x}]$ denotes that $\theta(\mathbf{x})$ is a *valuation* or assignment of \mathbf{x} to constants in the active domain that make the query true over database D . Notice that for sj-free queries, this DNF is always m -partite as each disjunct contains one tuple from each of the m tables and that the notions of provenance polynomial and provenance formula are interchangeable.

Read-once. For a formula φ , we denote by $\text{var}(\varphi)$ the set of variables that occur in φ , and by $\text{len}(\varphi)$ its length, i.e., the number of its literals.⁴ A provenance is called *read-once* if it can be represented in *read-once* form, i.e. there is an equivalent formula in which each literal appears exactly once [34, 41, 54]. This is possible iff that equivalent formula can be built up recursively from the provenance tokens by disjunction (and conjunction), s.t. whenever $\varphi = \varphi_1 \vee \varphi_2$ (or $\varphi = \varphi_1 \wedge \varphi_2$), then $\text{var}(\varphi_1) \cap \text{var}(\varphi_2) = \emptyset$.

¹We follow the conventional notation for boolean CQs that omits writing the existential quantification and that replaces \wedge by a comma. W.l.o.g., we assume that \mathbf{x}_i is a tuple of only variables and don't write the constants. Selections can always be directly pushed into the database before executing the query. In other words, for any constant in the query, we can first apply a selection on each relation and then consider the modified query with a column removed.

²Results for disconnected queries follow immediately by factorizing each of the query components *independently*.

³A solution to Boolean queries immediately also provides an answer to a non-Boolean query $Q(\mathbf{y})$: For each output tuple $t \in Q(D)$, solve the problem for a Boolean query Q' that replaces all head variables \mathbf{y} with constants of the output tuple t .

⁴Notice that the length of a Boolean expression φ is also at times defined as the total number of symbols (including operators and parentheses, e.g. in [15]). In our formulation, we only care about the number of variable occurrences.

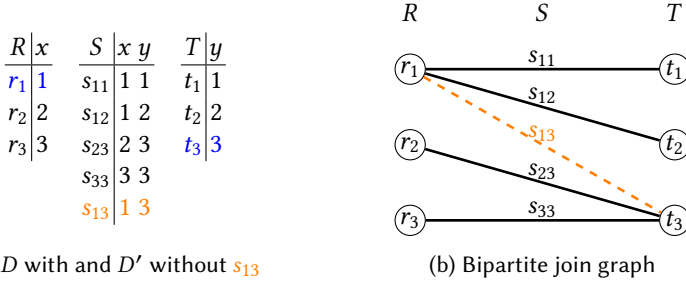


Fig. 2. **Examples 1 and 2:** (a): Database instance with provenance tokens to the left of each tuple, e.g. s_{12} for $S(1, 2)$. (b): $\text{Prov}(Q_2^*, D)$ for $Q_2^* := R(x), S(x, y), T(y)$ represented as bipartite graph. D denotes the database with the orange tuple s_{13} and D' denotes the database without it.

Witnesses. We call a *witness* \mathbf{w} a valuation of all variables \mathbf{x} that is permitted by D and that makes Q true (i.e. $D \models Q[\mathbf{w}/\mathbf{x}]$).⁵ The set of witnesses $\text{witnesses}(Q, D)$ (shorthand W) is then

$$\text{witnesses}(Q, D) = \{ \mathbf{w} \mid D \models Q[\mathbf{w}/\mathbf{x}] \}.$$

Since every witness implies exactly one set of m tuples from D that make the query true, we will slightly abuse the notation and also refer to this set of tuples as a “witness.” We will also use “witness” to refer to a product term in a DNF of the provenance polynomial.

EXAMPLE 1 (PROVENANCE). Consider the Boolean 2-star query $Q_2^* := R(x), S(x, y), T(y)$ over the database D' in Fig. 2 (ignore the tuple s_{13} for now). Each tuple is annotated with a Boolean variable (or provenance token) r_1, r_2, \dots . The provenance φ_p is the Boolean expression about which tuples need to be present for Q_2^* to be true:

$$\varphi_p = r_1 s_{11} t_1 \vee r_1 s_{12} t_2 \vee r_2 s_{23} t_3 \vee r_3 s_{33} t_3 \quad (1)$$

This expression contains $|\text{var}(\varphi_p)| = 10$ variables, however has a length of $\text{len}(\varphi_p) = 12$ because variables r_1 and t_3 are repeated 2 times each. The witnesses are $\text{witnesses}(Q_2^*, D') = \{(1, 1), (1, 2), (2, 3), (3, 3)\}$ and their respective tuples are $\{r_1, s_{11}, t_1\}$, $\{r_1, s_{12}, t_2\}$, $\{r_2, s_{23}, t_3\}$, and $\{r_3, s_{33}, t_3\}$.

The provenance can be re-factored into a read-once factorization φ' which is a factorized representation of the provenance polynomial in which every variable occurs once, and thus $\text{len}(\varphi') = |\text{var}(\varphi')| = 10$. It can be found in PTIME in the size of the database [35]:

$$\varphi' = r_1 (s_{11} t_1 \vee s_{12} t_2) \vee (r_2 s_{23} \vee r_3 s_{33}) t_3$$

3.3 Minimal factorization minFACT

For a provenance $\varphi_p = \text{Prov}(Q, D)$ as DNF, we want to find an equivalent formula $\varphi' \equiv \varphi_p$ with the minimum number of literals.

Definition 3.1 (FACT). Given a query Q and database D , we say that $(D, k) \in \text{FACT}(Q)$ if there is a formula φ' of length $\text{len}(\varphi') \leq k$ that is equivalent to the expression $\varphi_p = \text{Prov}(Q, D)$.

Our focus is to determine the difficulty of this problem in terms of data complexity [70], i.e., we treat the query size $|Q|$ as a constant. We are interested in the optimization version of this decision problem: given Q and D , find the *minimum* k such that $(D, k) \in \text{FACT}(Q)$. We refer to this

⁵Note that our notion of witness slightly differs from the one used in provenance literature where a “witness” refers to a subset of the input database records that is sufficient to ensure that a given output tuple appears in the result of a query [12].

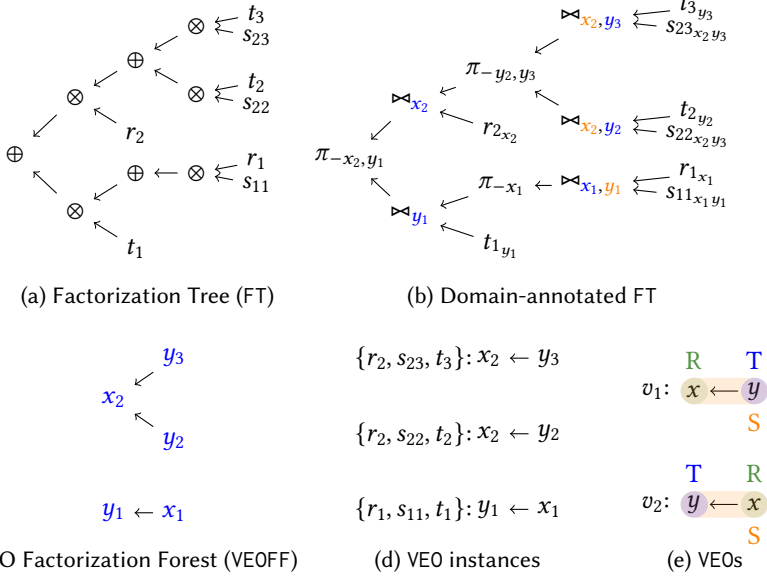


Fig. 3. Representation of a factorization as a mapping of witnesses to VEOs for an example database under query Q_2^* . **Theorem 4.5** shows the correspondence of (a) via (b) to (c). **Theorem 4.6** shows the correspondence of (c) via (d) to (e) for some minimal factorization tree.

optimization variant as the minFACT problem and use $\text{minFACT}(Q, D)$ to refer to the length of the minimal size factorization for the provenance of database D under query Q .

EXAMPLE 2 (FACT). Now consider the provenance of Q_2^* over the modified database D with tuple s_{13} from Fig. 2. It has no read-once form and a minimal size formula is

$$\varphi'' = r_1(s_{11}t_1 \vee s_{12}t_2 \vee s_{13}t_3) \vee (r_2s_{23} \vee r_3s_{33})t_3$$

We see that $\text{len}(\varphi'') = 12$. It follows that $(D, 12) \in \text{FACT}(Q_2^*)$. At the same time, $(D, 11) \notin \text{FACT}(Q_2^*)$ and thus $\text{minFACT}(Q_2^*, D) = 12$.

4 SEARCH SPACE FOR minFACT

Factorizations. In order to find the minimal factorization of a provenance formula, we first define a search space of all permissible factorizations. Each factorized formula can be represented as a *factorization tree* (or FT), where each literal of the formula corresponds to a leaf node,⁶ and internal nodes denote the \oplus and \otimes operators of the commutative provenance semiring. The length (size) of a FT is the number of leaves. We allow the semiring operations to be k -ary (thus even unary) and use *prefix notation* for the operators when writing FTs in linearized text. Notice that the space of FTs is strictly larger than the space of factorized expressions: E.g., the FT $\otimes(r_1, s_1, t_1)$ is *not* equivalent to $\otimes(r_1, \otimes(s_1, t_1))$, although they represent the same formula $r_1s_1t_1$. We consider FTs as equivalent under commutativity i.e. we treat $\otimes(r_1, s_1, t_1)$ as equivalent to $\otimes(s_1, t_1, r_1)$. Furthermore, w.l.o.g., we only consider trees in which the operators \oplus, \otimes *alternate*: E.g., $\otimes(r_1, \otimes(s_1, t_1))$ is not alternating but represents the same formula as the alternating tree $\otimes(r_1, \oplus(\otimes(s_1, t_1)))$ using unary \oplus . Henceforth, we use factorization trees or FTs as a short form for *alternating factorization trees*.

⁶A variable may appear in multiple leaves just as it can in a factorized formula.

Variable Elimination Order (VEO). FTs describe tuple-level factorizations, however, they fail to take into account the structure (and resulting join dependencies) of the query producing the provenance. For this purpose, we define query-specific *Variable Elimination Orders* (VEOs). They are similar to VEOs in general reasoning algorithms, such as bucket elimination [22] and VEOs defined in FDBs [56] for the case of no caching (i.e. corresponding to formulas, not circuits). However, our formulation allows each node to have *a set of variables* instead of a single variable (see e.g. [Example 19](#) and [Fig. 14](#) in the appendix). This allows VEOs to have a 1-to-1 correspondence to the sequence of variables *projected away* in an “alternating” query plan, in which projections and joins alternate, just as in our FTs (details in [Appendix C.1](#)). Furthermore, we show VEOs can be “annotated” with a data instance and “merged” to form forests that describe a minimal factorization tree of any provenance formula.

Definition 4.1 (Variable Elimination Order (VEO)). A VEO v of a query Q is a rooted tree whose nodes are labeled with non-empty sets of query variables s.t. (i) each variable of Q is assigned to exactly one node of v , and (ii) all variables \mathbf{x} for any atom $R(\mathbf{x})$ in Q must occur in the prefix of some node of v .

Definition 4.2 (VEO instance). Given a VEO v and witness \mathbf{w} , a VEO instance $v\langle\mathbf{w}\rangle$ is the rooted tree resulting from annotating the variables \mathbf{x} in v with the domain values of \mathbf{w} .

In order to refer to a VEO in-text, we use a linear notation with parentheses representing sets of children. To make it a unique serialization, we need to assume an ordering on the children of each parent. For notational convenience, we leave out the parentheses for nodes with singleton sets. For example, $x \leftarrow y$, (instead of $\{x\} \leftarrow \{y\}$) and $\{x, y\}$ are two valid VEOs of Q_2^* . We refer to the unique path of a node to the root as its *prefix*.

EXAMPLE 3 (VEO AND VEO INSTANCE). Consider the 3-chain Query $Q_3^\infty := R(x, y), S(y, z), T(z, u)$. An example VEO is $v = z \leftarrow (u, y \leftarrow x)$ ([Fig. 12a](#)). To make it a unique serialization, we need to assume an ordering on the children of each parent. Notice that our definition of VEO also allows sets of variables as nodes. As an extreme example, the legal query plan $P' = \pi_{xyz} \bowtie (R(x, y), S(y, z), T(z, u))$ corresponds to a VEO v' with one single node containing all variables. In our short notation, we denote nodes with multiple variables in brackets without commas between the variables to distinguish them from children: $v' = \{xyz\}$.

Now consider a witness $\mathbf{w} = (1, 2, 3, 4)$ for (x, y, z, u) , which we also write as $\mathbf{w} = (x_1, y_2, z_3, u_4)$. The VEO instance of \mathbf{w} for v is then $v\langle\mathbf{w}\rangle = z_3 \leftarrow (u_4, y_2 \leftarrow x_1)$. Notice our notation for domain values arranged in a tree: In order to make the underlying VEO explicit (and avoiding expressions such as $v\langle\mathbf{w}\rangle = 3 \leftarrow (4 \leftarrow 2, 1)$ which would become quickly ambiguous) we include the variable names explicitly in the VEO instance. We sometimes refer to them as “domain-annotated variables.”

Definition 4.3 (VEO table prefix). Given an atom R in a query Q and a VEO v , the *table prefix* v^R is the smallest prefix in v that contains all the variables $\mathbf{x} \in \text{var}(R)$.

Similarly to $v\langle\mathbf{w}\rangle$ denoting an instance of a given VEO v for a specific witness \mathbf{w} , we also define a *table prefix instance* $v^R\langle\mathbf{w}\rangle$ for a given table prefix v^R and witness \mathbf{w} .

EXAMPLE 4 (VEO TABLE PREFIX AND VEO TABLE PREFIX INSTANCE). Consider again the VEO $v = z \leftarrow (u, y \leftarrow x)$ in [Example 3](#). The table prefix of table $S(y, z)$ on v is $v^S = z \leftarrow y$. Assume a set of two witnesses $W = \{(x_1, y_1, z_1, u_1), (x_1, y_1, z_1, u_2)\}$. Then for both witnesses \mathbf{w}_1 and \mathbf{w}_2 , the table prefix instances for S are identical: $v^S\langle\mathbf{w}_1\rangle = v^S\langle\mathbf{w}_2\rangle = z_1 \leftarrow y_1$ ([Fig. 12c](#)).

Definition 4.4 (VEO factorization forest (VEOFF)). A VEOFF \mathcal{V} of provenance φ_p of database D over query Q is a forest whose nodes are labeled with non-empty sets of domain-annotated variables, such that: (1) For every $w \in \text{witnesses}(Q, D)$ there exists exactly one subtree in \mathcal{V} that is a VEO instance of w and Q ; (2) There is no strict sub-forest of \mathcal{V} that fulfills condition (1).

EXAMPLE 5 (VEO FACTORIZATION FOREST). Continuing with the Q_3^∞ query, and the witnesses $W = \{(x_1, y_1, z_1, u_1), (x_1, y_1, z_1, u_2)\}$ as in [Example 4](#), we illustrate several valid and invalid VEOFFs. We represent a forest of VEO instances in-text as a set of trees $\{t_1, t_2, \dots\}$.

The forest $\mathcal{V}_1 = \{x_1 \leftarrow (u_1, u_2, (y_1 \leftarrow z_1))\}$ ([Fig. 12d](#)) is a valid VEOFF since (1) for both w_1 and w_2 there is exactly one subtree each in \mathcal{V} that is a VEO instance. These subtrees are $x_1 \leftarrow (u_1, (y_1 \leftarrow z_1))$ and $x_1 \leftarrow (u_1, (y_1 \leftarrow z_1))$. This VEOFF also satisfies property (2) removing any variable would lead to a VEOFF that does not satisfy property (1).

The forest $\mathcal{V}_2 = \{x_1 \leftarrow (u_1, (y_1 \leftarrow z_1)), y_1 \leftarrow (z_1, (x_1 \leftarrow u_1))\}$ ([Fig. 12e](#)) is also a valid VEOFF since (1) for both w_1 and w_2 there is exactly one subtree each in \mathcal{V} that is a VEO instance. These subtrees are $x_1 \leftarrow (u_1, (y_1 \leftarrow z_1))$ and $y_1 \leftarrow (z_1, (x_1 \leftarrow u_2))$. This VEOFF also satisfies property (2) removing any variable would lead to a VEOFF that does not satisfy property (1).

The forest $\mathcal{V}_3 = \{x_1 \leftarrow (u_1, (y_1 \leftarrow z_1)), y_1 \leftarrow (z_1, (x_1 \leftarrow u_1 \leftarrow u_2))\}$ ([Fig. 12f](#)) is not a valid VEOFF, although it satisfies property (1) with the same subtrees above. It does not satisfy property (2) since removing u_2 in the second tree would lead to a VEOFF that still satisfies property (1).

THEOREM 4.5 (FACTORIZATIONS AND VEOs). There exist transformations from FTs to VEOFFs and back such that the transformations can recover the original FT for at least one minimal size FT φ' of any provenance formula φ_p .

PROOF INTUITION. We describe a transformation from FTs to VEOFFs via domain-annotated FTs as intermediate step ([Fig. 3](#)). A domain-annotated FT is constructed as follows: We first replace the \otimes operator with a join (\bowtie) and the \oplus operator with a projection (π) and label the leaves with the domain-annotated variables. We then recursively label each join and projection bottom-up as follows: (1) label each \bowtie by the union of variables of its children, and (2) label each π with the subset of variables of its children that are not required for subsequent joins (this can be inferred from the query). To get the VEOFF instance, we remove all variables on joins that appear in ancestor joins. We remove the leaves and absorb all non-join (projection) nodes into their parents (eliminating the root projection node).

We show that if this transformation succeeds then it is a bijection and can be reversed. The only case when this transformation fails is when it results in an empty annotation for a node, i.e. when there is a join after which no variable is projected away (since by design VEOs do not permit empty nodes). In that case, the FT can always be simplified by removing a \oplus node and merging two \otimes nodes.

THEOREM 4.6 (minFACT WITH VEOs). There exists a transformation that constructs FTs of a provenance φ_p from mappings of each witness of φ_p to a VEO of Q , and there exists a mapping that is transformed into a minimal size factorization tree φ' of φ_p under this transformation.

PROOF INTUITION. From [Theorem 4.5](#), we know that for every provenance formula φ_p there exists a minimal size FT that has a reversible transformation to a VEOFF. We show all such VEOFFs can be constructed by assigning a VEO to each witness of φ_p . This is constructed by defining a merge operation on VEOs that greedily merges common prefixes.

Minimal Variable Elimination Orders (mveo). By reducing the problem of finding the minimal factorization to that of assigning a VEO to each witness, we have so far shown that FACT is in NP

with respect to data complexity.⁷ However, we can obtain a more practically efficient result by showing that we need not consider all VEOs, but only the *Minimal Variable Elimination Orders* of a query or $\text{mveo}(Q)$. We can define a partial order \leq on VEOs of a query Q as follows: $v_1 \leq v_2$ if for every relation $R_i \in Q$ the variables in the R_i table prefix of v_1 are a subset of the variables of the R_i table prefix of v_2 , i.e. $\forall R_i \in Q : \text{var}(v_1^{R_i}) \subseteq \text{var}(v_2^{R_i})$. $\text{mveo}(Q)$ then is the set of all VEOs of Q that are minimal with respect to this partial order \leq . For Q_2^* , there are only two minimal variable elimination orders $x \leftarrow y$ and $y \leftarrow x$, but not $\{x, y\}$, and for Q_3^* , there are only 6, despite 13 possible VEOs in total. Interestingly, $\text{mveo}(Q)$ corresponds exactly to Minimal Query Plans as defined in work on probabilistic databases [32], and we can use this connection to leverage prior algorithms for computing $\text{mveo}(Q)$.

THEOREM 4.7 (minFACT WITH mveos). *There exists a transformation that constructs FTs of a provenance φ_p from mappings of each witness of φ_p to a VEO $v \in \text{mveo}(Q)$, and there exists a mapping that is transformed into a minimal size factorization tree φ' of φ_p under this transformation.*

5 ILP FORMULATION FOR minFACT

Given a set of witnesses $W = \text{witnesses}(Q, D)$ for a query Q over some database D , we can use the insight of **Theorem 4.7** to describe a 0-1 Integer Linear Program (ILP) minFACT_ILP (3) that chooses a $v \in \text{mveo}$ or equivalently a minimal query plan, for each $\mathbf{w} \in W$, s.t. the resulting factorization is of minimal size. The size of the ILP is polynomial in $n = |D|$ and exponential in the query size.

ILP Decision Variables. The ILP is based on two sets of binary variables: Query Plan Variables (QPV) q use a one-hot encoding for the choice of a minimal VEO (or equivalently minimal query plan) for each witness, and Prefix Variables (PV) p encode sub-factorizations that are a consequence of that choice. Intuitively, shared prefixes encode shared computation through factorization.

(1) *Query Plan Variables (QPV):* For each witness $\mathbf{w} \in W$ and each minimal VEO $v \in \text{mveo}(Q)$ we define a binary variable $q[v\langle\mathbf{w}\rangle]$, which is set to 1 iff VEO v is chosen for witness \mathbf{w} .⁸

(2) *Prefix Variables (PV):* All witnesses must be linked to a set of prefix variables, by creating instances of VEO prefixes that are in a query-specific set called the *Prefix Variable Format (PVF)*. This set PVF is composed of all table prefixes of all minimal VEOs $v \in \text{mveo}(Q)$. Notice that prefix variables can be shared by multiple witnesses, which captures the idea of joint factorization. Additionally, we define a *weight* (or cost)⁹ $c(v^R)$ for each table prefix $v^R \in PVF$; this weight is equal to the number of tables that have the same table prefix for a given VEO. From that PVF set, then binary prefix variables $p[v^R\langle\mathbf{w}\rangle]$ are defined for each table prefix $v^R \in PVF$ and $\mathbf{w} \in W$.

ILP Objective. The ILP should minimize the length of factorization len , which can be calculated by counting the number of times each tuple is written. If a tuple is a part of multiple witnesses, it may be repeated in the factorization. However, if the tuple has *the same table prefix instance across different witnesses* (whether as part of the same VEO or not), then those occurrences are factorized together and the tuple is written just once in the factorization. Thus, len is the weighted sum of all selected table prefix instances. The weight accounts for tuples of different tables that have the same table prefix under the same VEO. Since $p[v^R\langle\mathbf{w}\rangle] = 0$ for unselected table prefixes, we can calculate len as:

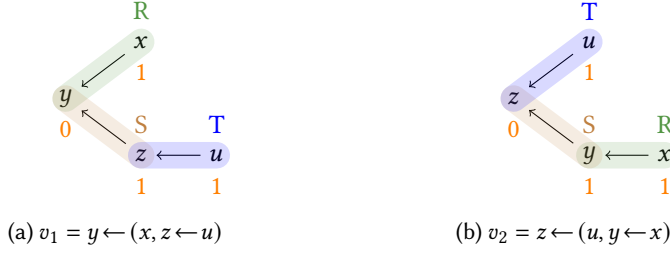
⁷This follows from the fact that the number of witnesses is polynomial in the size of the database, and the number of VEOs only depends on the query size.

⁸Notice that we use indexing in brackets $q[v\langle\mathbf{w}\rangle]$ instead of the more common subscript notation $q_{v\langle\mathbf{w}\rangle}$ since each $v\langle\mathbf{w}\rangle$ can depict a tree. Our bracket notation is more convenient.

⁹We write c for weight (or cost) to avoid confusion with witnesses \mathbf{w} .

$$\begin{aligned}
& \min \sum_{v^R\langle \mathbf{w} \rangle \in PV} c(v^R) \cdot p[v^R\langle \mathbf{w} \rangle] \\
& \text{s.t.} \quad \sum_{v \in \text{mveo}(Q)} q[v\langle \mathbf{w} \rangle] \geq 1, & \forall \mathbf{w} \in W \\
& \quad p[v^R\langle \mathbf{w} \rangle] \geq \sum_{v^R\langle \mathbf{w} \rangle \text{ prefix of } v\langle \mathbf{w} \rangle} q[v\langle \mathbf{w} \rangle], & \forall p[v^R\langle \mathbf{w} \rangle] \in PV \\
& \quad p[v^R\langle \mathbf{w} \rangle] \in \{0, 1\}, & \forall p[v^R\langle \mathbf{w} \rangle] \in PV \\
& \quad q[v\langle \mathbf{w} \rangle] \in \{0, 1\}, & \forall q[v\langle \mathbf{w} \rangle] \in QPV
\end{aligned} \tag{3}$$

Fig. 4. ILP Formulation for minFACT

Fig. 5. Example 6: mveo for 3-chain query Q_3^{∞} .

$$\text{len} = \sum_{v^R\langle \mathbf{w} \rangle \in PV} c(v^R) \cdot p[v^R\langle \mathbf{w} \rangle] \tag{2}$$

ILP Constraints. A valid factorization of W must satisfy three types of constraints:

(1) *Query Plan Constraints:* For every witness $\mathbf{w} \in W$, some $v \in \text{mveo}(Q)$ must be selected.¹⁰ For example, for $\mathbf{w} = (x_1, y_1)$ under Q_2^* , we enforce that: $q[x_1 \leftarrow y_1] + q[y_1 \leftarrow x_1] \geq 1$.

(2) *Prefix Constraints:* For any given table prefix p , it must be selected if any one of the VEOs that has it as a prefix is selected. Since (under a minimization optimization) only one VEO is chosen per witness, we can say that the value of $p[v^R\langle \mathbf{w} \rangle]$ must be at least as much as the sum of all query plan variables $q[v\langle \mathbf{w} \rangle]$ such that $v^R\langle \mathbf{w} \rangle$ is a prefix of $v\langle \mathbf{w} \rangle$. For example, we enforce that $p[x_1]$ must have value at least as much as $q[x_1 \leftarrow y_1 \leftarrow z_1] + q[x_1 \leftarrow z_1 \leftarrow y_1]$. But we cannot enforce $p[x_1] \geq q[x_1 \leftarrow y_1 \leftarrow z_1] + q[x_1 \leftarrow z_1 \leftarrow y_2]$ (as both VEOs do not belong to the same witness.)

(3) *Boolean Integer Constraints:* Since a VEO is either selected or unselected, we set all variables in PV and QPV to 0 or 1.

THEOREM 5.1 (ILP CORRECTNESS). *The objective of minFACT_ILP for a query Q and database D is always equal to minFACT(Q, D).*

COROLLARY 5.2. *FACT, the decision variant of minFACT, is in NP.*

EXAMPLE 6 (ILP FORMULATION FOR 3-CHAIN QUERY). *Consider the 3-Chain query $Q_3^{\infty} :- R(x, y), S(y, z), T(z, u)$ with a set of 2 witnesses $W = \{(x_1, y_1, z_1, u_1), (x_1, y_1, z_1, u_2)\}$ and provenance in DNF of $r_{11}s_{11}t_{11} + r_{11}s_{11}t_{12}$. Using the dissociation based algorithm [32], we see that this query has 2 minimal query plans corresponding to the two VEOs shown in Fig. 5. We use these VEOs to first build*

¹⁰We wish to have exactly one query plan or minimal VEO per witness, but in a minimization problem, it suffices to say that at least one $v \in \text{mveo}$ is selected - if multiple are selected, either one of them arbitrarily still fulfills all constraints.

the set QPV (Query Plan Variables) and enforce a query plan constraint for each of the 2 witnesses:

$$\begin{aligned} q[y_1 \leftarrow (x_1, z_1 \leftarrow u_1)] + q[z_1 \leftarrow (u_1, y_1 \leftarrow x_1)] &\geq 1 \\ q[y_1 \leftarrow (x_1, z_1 \leftarrow u_2)] + q[z_1 \leftarrow (u_2, y_1 \leftarrow x_1)] &\geq 1 \end{aligned}$$

Then, we calculate the elements of the set PVF (Prefix Variable Format) as well as their weights. For the two VEOs from Fig. 5, and the three tables R, S, T , we get 6 distinct table prefixes:

VEO v_1	VEO v_2
$v_1^R = y \leftarrow x$	$v_2^R = z \leftarrow y \leftarrow x$
$v_1^S = y \leftarrow z$	$v_2^S = z \leftarrow y$
$v_1^T = y \leftarrow z \leftarrow u$	$v_2^T = z \leftarrow u$

We add all these table-prefixes to the PVF . Since no table prefix is repeated, they all are assigned weight $c = 1$. Notice that prefixes y for v_1 and z for v_2 are no table prefixes (and thus have weight $c = 0$ and do not participate in the objective).

From the set of table prefixes PVF , we then create the set of prefix variables PV , one for each table prefix and each witness $\mathbf{w} \in W$, and define their prefix constraints. The prefix constraints necessary for witness $\mathbf{w}_1 = (x_1, y_1, z_1, u_1)$ are as follows:

$$\begin{aligned} p[y_1 \leftarrow x_1] &\geq q[y_1 \leftarrow (x_1, z_1 \leftarrow u_1)] & p[y_1 \leftarrow z_1] &\geq q[y_1 \leftarrow (x_1, z_1 \leftarrow u_1)] \\ p[y_1 \leftarrow z_1 \leftarrow u_1] &\geq q[y_1 \leftarrow (x_1, z_1 \leftarrow u_1)] & p[z_1 \leftarrow y_1 \leftarrow x_1] &\geq q[z_1 \leftarrow (u_1, y_1 \leftarrow x_1)] \\ p[z_1 \leftarrow y_1] &\geq q[z_1 \leftarrow (u_1, y_1 \leftarrow x_1)] & p[z_1 \leftarrow u_1] &\geq q[z_1 \leftarrow (u_1, y_1 \leftarrow x_1)] \end{aligned}$$

The prefix constraints for witness $\mathbf{w}_2 = (x_1, y_1, z_1, u_2)$ are:

$$\begin{aligned} p[y_1 \leftarrow x_1] &\geq q[y_1 \leftarrow (x_1, z_1 \leftarrow u_2)] & p[y_1 \leftarrow z_1] &\geq q[y_1 \leftarrow (x_1, z_1 \leftarrow u_2)] \\ p[y_1 \leftarrow z_1 \leftarrow u_2] &\geq q[y_1 \leftarrow (x_1, z_1 \leftarrow u_2)] & p[z_1 \leftarrow y_1 \leftarrow x_1] &\geq q[z_1 \leftarrow (u_2, y_1 \leftarrow x_1)] \\ p[z_1 \leftarrow y_1] &\geq q[z_1 \leftarrow (u_2, y_1 \leftarrow x_1)] & p[z_1 \leftarrow u_2] &\geq q[z_1 \leftarrow (u_2, y_1 \leftarrow x_1)] \end{aligned}$$

Notice that we have 12 constraints (one for each pair of witness and table prefix), yet only 8 distinct prefix variables due to common prefixes across the two witnesses (which intuitively enables shorter factorizations). For this query, for every witness, there are 6 prefix variables in the objective (some of which are used by multiple witnesses), 1 Query Plan constraint, and 6 Prefix constraints.

Finally, we define the objective to minimize the weighted sum of all 8 prefix variables in PV (here all weights are 1):

$$\begin{aligned} \text{len} = & p(y_1 \leftarrow x_1) + p[y_1 \leftarrow z_1] + p[y_1 \leftarrow z_1 \leftarrow u_1] + p[z_1 \leftarrow y_1 \leftarrow x_1] + p[z_1 \leftarrow y_1] + \\ & p[z_1 \leftarrow u_1] + p[y_1 \leftarrow z_1 \leftarrow u_2] + p[z_1 \leftarrow u_2] \end{aligned}$$

In our given database instance, len has an optimal value of 4 when the prefixes $p[z_1 \leftarrow y_1 \leftarrow x_1]$, $p[z_1 \leftarrow y_1]$, $p[z_1 \leftarrow u_1]$ and $p[z_1 \leftarrow u_2]$ are set to 1. This corresponds to the minimal factorization $r_{11}s_{11}(t_{11} + t_{12})$.

6 PTIME ALGORITHMS

We provide two PTIME algorithms: (1) a Max-Flow Min-Cut (MFMC) based approach and (2) an LP relaxation from which we obtain a rounding algorithm that gives a guaranteed $|\text{mveo}|$ -approximation for all instances. Interestingly, Section 8 will later show that both algorithms (while generally just approximations) give exact answers for all currently known PTIME cases of minFACT .

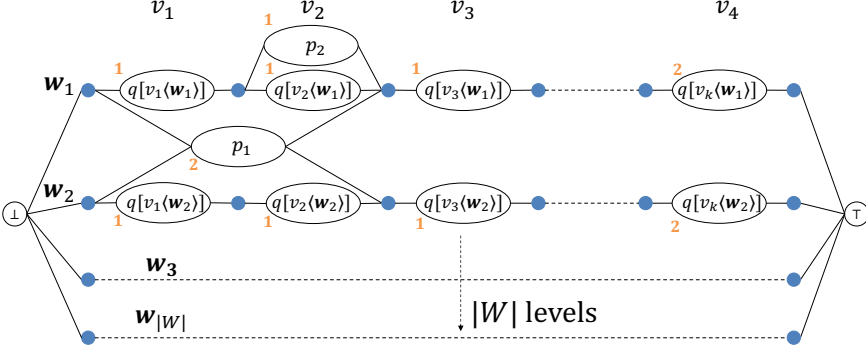


Fig. 6. A flow graph F for minFACT . The goal is to disconnect the source and the target nodes with minimum cuts. White q and p nodes can be cut and have capacities (in orange) equal to the weights of the corresponding variables in the ILP objective. Edges and connector nodes (in blue) have infinite capacity and cannot be cut.

6.1 MFMC-based Algorithm for minFACT

Given witnesses W and $\text{mveo}(Q)$, we describe the construction of a *factorization flow graph* F s.t. any *minimal cut* of F corresponds to a factorization of W . A minimal cut of a flow graph is the smallest set of nodes whose removal disconnects the source (\perp) and target (\top) nodes [72]. Since minimal cuts of flow graphs can be found in PTIME [20], we obtain is a PTIME approximation for minFACT .

6.1.1 Construction of a factorization flow graph We construct a flow graph F s.t. there exists a valid factorization of W of length $\leq c$ if the graph has a cut of size c . F is constructed by transforming decision variables in the ILP into "cut" nodes in the flow graph that may be cut at a penalty equal to their weight. Any valid cut of the graph selects nodes that fulfill all constraints of the ILP. We prove this by describing the construction of F (Fig. 6).

(1) *mveo order*: We use Ω to describe a total order on mveo (i.e. a total order on the set of minimal query plans). In Fig. 6, mveo is ordered by $\Omega = (v_1, v_2, \dots, v_k)$ where $k = |\text{mveo}|$.

(2) *QPV*: For each witness w , connect the query plan variables (QPV) as defined by Ω . Since all paths from source to target must be disconnected, at least one mveo must be cut from this path. Thus, F enforces the *Query Plan Constraints*.

(3) *PV*: For each witness w and prefix variable p , identify the first and last query variable for which p is a prefix and connect the corresponding prefix variable node to connector nodes before and after these query variables. For example, in Fig. 6, for w_2 , p_1 starts at $q[v_1(w_2)]$ and ends at $q[v_2(w_2)]$ implying that p_1 is a prefix for $q[v_1(w_2)]$ and $q[v_2(w_2)]$, but no query plan after that. Now if either of $q[v_1(w_2)]$ or $q[v_2(w_2)]$ are in the minimal cut, the graph is not disconnected until p_1 is added to the cut as well. These nodes guarantee that F enforces *Prefix Constraints*.

(4) *Weights*: Assign each q and p node in F the same weight as in the ILP objective. Recall that this weight is the number of tables with the same table prefix under the same VEO and that it helps calculate the correct factorization length.

Thus, a min-cut of F contains at least one plan for each witness, along with all the prefixes that are necessary for the plan. This guarantees a valid (although not necessarily minimal) factorization.¹¹

¹¹If a min-cut contains more than one plan for a witness, then one can pick either of the plans arbitrarily to obtain a valid factorization.

6.1.2 When is the MFMC-based algorithm optimal? In the previous subsection we saw that a min-cut of F always represents a valid factorization. However, the converse is not true: there can be *factorizations that do not correspond to a cut*. The reason is that *spurious constraints* might arise by the interaction of paths; those additional constraints no longer permit the factorization. There are two types of spurious paths:

(1) Spurious Prefix Constraints. Spurious prefix constraints arise when a prefix node p is in parallel with a query node q of which it is not a prefix. This happens when a q is not prefixed by p , but other query plans before and after are. To avoid this, the ordering Ω must be a *Running-Prefixes (RP) ordering*.¹²

Definition 6.1 (Running-Prefixes (RP) ordering). An ordering $\Omega = (q_1, q_2, \dots, q_k)$ is an RP Ordering and satisfies the RP-Property iff for any p that is a prefix for both q_i and q_j ($i < j$), p is a prefix for all q_k with $i \leq k \leq j$.

EXAMPLE 7 (RP ORDERING). Assume $\text{mveo} = \{(x \leftarrow y \leftarrow z), (x \leftarrow z \leftarrow y), (z \leftarrow y \leftarrow x)\}$. Then $\Omega_1 = ((x \leftarrow y \leftarrow z), (z \leftarrow y \leftarrow x), (x \leftarrow z \leftarrow y))$ is not an RP ordering since the 1st and 3rd VEO share prefix x , however the 2nd starts with z . In contrast, $\Omega_2 = ((x \leftarrow y \leftarrow z), (x \leftarrow z \leftarrow y), (z \leftarrow y \leftarrow x))$ is an RP ordering.

It turns out that for some queries RP-Orderings are impossible (such as $Q_{6_{WE}}^\circ$, see Fig. 16 in Appendix E.1). However, we are able to adapt our algorithm for such queries with a simple extension called *nested orderings*. We first define two query plans as *nestable* if each query plan can be “split” into paths from root to leaf such that they have an equal number of resulting paths, and that the resulting paths can be mapped to each other satisfying the property that corresponding paths use the same set of query variables. *Nested orderings* then are partial orders of query plans such that the pair of query plans may be incomparable iff they are nestable. Finally, we define *Nested RP-orderings* as those such that all paths in the partial nested order satisfy the RP property. Intuitively, nested orderings add parallel paths for a single witness to model independent decisions. We can now prove that there always is an ordering that avoids spurious prefix constraints.

THEOREM 6.2 (RUNNING PREFIXES (RP) PROPERTY). *For any query, there is a simple or nested ordering Ω that satisfies the RP Property.*

(2) Spurious Query Constraints. Query Plan constraints are enforced by paths from source to target such that at least one node *from each path* must be chosen for a valid factorization. Due to sharing of prefix variables, these paths can interact and can lead to additional *spurious paths* that place additional *spurious constraints* on the query nodes. The existence of spurious query constraints does not necessarily imply that the algorithm is not optimal. In fact, Section 8 shows that Q_U^Δ and Q_4^∞ have spurious query paths, yet *the min-cut is guaranteed to correspond to the minimal factorization*. However, if the presence of spurious query paths prevents any of the minimal factorizations to be a min-cut for F , then we say that the factorization flow graph F has “*leakage*” (Example 24 in appendix). Since all paths along one witness are cut by construction, a leakage path must contain nodes from at least two different witnesses.

Definition 6.3 (Leakage). Leakage exists in a factorization flow graph if no minimal factorization is a valid cut of the graph. A leakage path is a path from source to target such that a valid minimal factorization is possible without using any node on the path.

Optimality of algorithm. Thus, a solution found by the MFMC-based algorithm is guaranteed to be optimal if it has two properties:

¹²Notice that this concept is reminiscent of the *running intersection* property [4, 6] and the *consecutive ones* property [11].

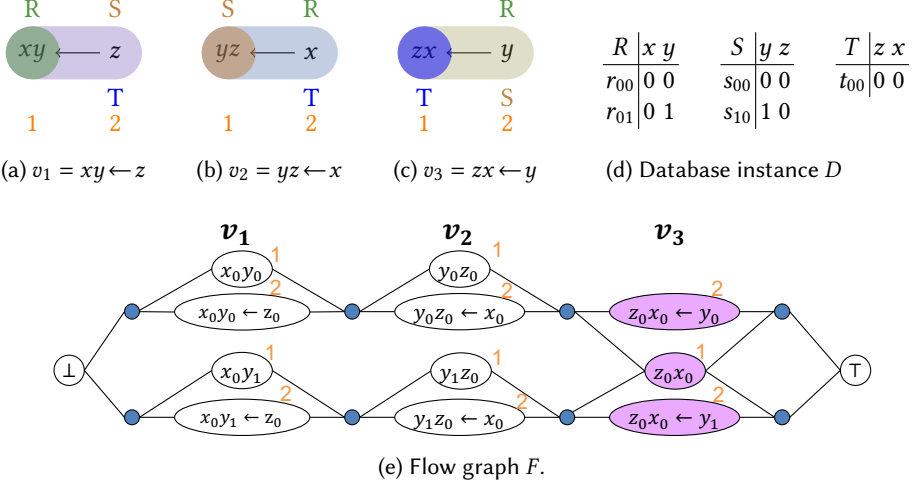


Fig. 7. **Example 8:** Three mveo's for triangle query $Q^\Delta := R(x, y), S(y, z), T(z, x)$ (a)-(c), example database instance D (d), and constructed flow graph for mveo order $\Omega = [v_1, v_2, v_3]$ (e). Notice that several variables may appear in the same node of a mveo (e.g., x and y in $xy \leftarrow z$).

- (1) The ordering Ω is a *Running-Prefixes ordering* or a *nested Running-Prefixes ordering* (always possible).
- (2) There is no *leakage* in the flow graph (not always possible).

We use these properties in [Section 7](#) and [Section 8](#) to prove a number of queries to be in PTIME. In fact, all currently known PTIME cases can be solved exactly with the MFMC-based algorithm via a query-dependent ordering of the mveos.

EXAMPLE 8 (FLOW GRAPH CONSTRUCTION FOR TRIANGLE QUERY). Consider the triangle query $Q^\Delta := R(x, y), S(y, z), T(z, x)$. The query has 3 minimal Query Plans corresponding to mveos shown in [Figs. 7a to 7c](#). The provenance of Q^Δ over the database shown in [Fig. 7d](#), has 2 witnesses: $W = \{r_{00}s_{00}t_{00}, r_{01}s_{10}t_{00}\}$. We build a flow graph to find a factorization. (1) We choose $\Omega = (v_1, v_2, v_3)$ as linear order for the mveo. (2) For each witness, we connect their three query plan variables $q[v(\mathbf{w})]$ in this order serially from source to target. (3) In Q^Δ , each mveo has a single prefix. We attach these variables in parallel to their corresponding query variables. Notice that the prefix z_0x_0 is shared by both w_1 and w_2 , and therefore is attached in parallel to both corresponding query variables. (4) Finally, we add weights corresponding to the number of tables having each prefix (see [Figs. 7a to 7c](#)).

The resulting flow graph is shown in [Fig. 7e](#). The min-cut (highlighted in purple) consists of the nodes $\{z_0x_0 \leftarrow y_0, z_0x_0, z_0x_0 \leftarrow y_1\}$. The corresponding factorization using the selected query plans is $t_{00}(r_{00}s_{00} \vee r_{01}s_{10})$. The weighted cut-value (5) is equal to the length of the factorization. This factorization is minimal.

6.2 LP relaxation for minFACT and an LP relaxation-based approximation

Linear Programming relaxation and rounding is a commonly-used technique to find PTIME approximations for NP-C problems [71]. The LP relaxation for minFACT simply removes the integrality constraints on all the problem variables. The LP relaxation may pick multiple query plans for a given witness, each with fractional values. We present a rounding scheme for minFACT and show it

to be a $|\text{mveo}|$ -factor approximation of the optimal solution. The rounding algorithm simply picks the maximum fractional value of query plan variables for each witness, breaking ties arbitrarily. Finally, it counts only the prefix variables necessitated by the chosen query plans.

THEOREM 6.4. *The described rounding scheme gives a PTIME, $|\text{mveo}|$ -factor approximation for minFACT .*

6.2.1 When is the LP relaxation optimal? Experimentally, we observed that the LP solution of many queries are equal to the integral ILP solution. This is surprising since the ILP does not satisfy any of the known requirements for tractable ILPs such as Total Unimodularity, Balanced Matrices, or even Total Dual Integrality [65]. Interestingly, we next prove that the LP relaxation has the same objective value as the original ILP whenever the MFMC-based algorithm is optimal.

LEMMA 6.5. *If all database instances can be solved exactly by the MFMC-based algorithm for a given query Q (i.e. for each database instance there exists an ordering that generates a leakage-free graph), then the LP relaxation of minFACT always has the same objective as the original ILP.*

This result is important as it exposes cases for which the optimal objective value of minFACT_ILP is identical to the optimal objective value of a simpler LP relaxation. The only example we know of where this has been shown using flow graphs is in recent work on resilience [48]. In such cases, *standard ILP solvers return the optimal solution to the original ILP in PTIME*. This is due to ILP solvers using an LP-based branch and bound approach which starts by computing the LP relaxation bound and then exploring the search space to find integral solutions that move closer to this bound. If an integral solution is encountered that is equal to the LP relaxation optimum, then the solver is done [40]. We use this knowledge in [Section 8](#) to show that ILP solvers can solve all known PTIME cases in PTIME.

7 RECOVERING READ-ONCE INSTANCES

It is known that the read-once factorization of a read-once instance can be found in PTIME with specialized algorithms [35, 64, 66]. We prove that our more general MFMC based algorithm and LP relaxation are *always guaranteed to find read-once formulas* when they exist, even though they are not specifically designed to do so.

THEOREM 7.1 (READ-ONCE). *minFACT can be found in PTIME by (a) the MFMC based algorithm, and (b) the LP relaxation, for any query and database instance that permits a read-once factorization.*

8 TRACTABLE QUERIES FOR minFACT

We now go beyond cases when PROB is in PTIME (i.e. read-once instances). We first prove that $\text{minFACT}(Q)$ is PTIME for the large class of queries with 2 minimal query plans. We then show examples of queries with 3 and 5 minimal query plans that are PTIME as well. All these newly recovered PTIME cases, along with the previously known read-once cases, can be solved *exactly* with both our PTIME algorithms from [Section 6](#). Finally, we hypothesize that minFACT is in PTIME for any linear query.

8.1 All queries with ≤ 2 minimal query plans

We prove that our MFMC-based algorithm has no leakage and thus always finds the minimal factorization for queries with at most 2 minimal VEOs (2-MQP) queries such as Q_2^* and Q_3^∞ . We also give an alternative proof that shows that any ILP generated by such a query is guaranteed to have a *Totally Unimodular (TU)* constraint matrix, and thus is PTIME solvable [65].

THEOREM 8.1 (2-MQP QUERIES). *minFACT can be found in PTIME for any query with max 2 minimal VEOs by (a) the MFMC based algorithm, and (b) the LP relaxation.*

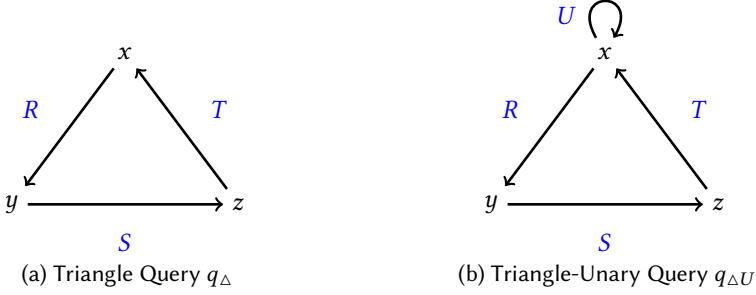


Fig. 8. We show that Q^Δ is hard in Section 9 because it contains an “active triad.” Surprisingly, for $Q_{\Delta U}^\Delta$, a query that differs by a single unary relation, the minimal factorization can always be found in PTIME by either using our MFMC based algorithm from Section 6.1 or our LP relaxation from Section 6.2.

The theorem recovers the hierarchical queries which are equivalent to 1-MQP queries since they have one “safe plan” [18]. The PTIME nature of 1-MQP queries also follows from Theorem 7.1, as all hierarchical queries have read-once formulations.

COROLLARY 8.1. *minFACT for Hierarchical Queries is in PTIME.*

COROLLARY 8.2. *The classes of queries for which minFACT is in PTIME is a strict super-class of those for which probabilistic query evaluation is in PTIME (if $P \neq NP$).*

8.2 Two queries with ≥ 3 minimal query plans

Triangle-unary $Q_{\Delta U}^\Delta$. $Q_{\Delta U}^\Delta$ is structurally similar to Q^Δ (Fig. 8) and both have $|\text{mveo}| = 3$. However, while Q^Δ contains an “active triad” [48] and is hard, we show that $Q_{\Delta U}^\Delta$ is in PTIME by proving that the factorization flow graph has no leakage. Interestingly, $Q_{\Delta U}^\Delta$ ’s ILP is *not guaranteed to have a TU* constraint matrix, yet the MFMC algorithm is optimal, and the LP relaxation recovers the minimal ILP objective, showing that PTIME cases extend beyond Total Unimodularity of the ILP constraint matrix.

THEOREM 8.2 ($Q_{\Delta U}^\Delta$ IS EASY). *minFACT($Q_{\Delta U}^\Delta, D$) can be found in PTIME for any database D by (a) the MFMC based algorithm, and (b) the LP relaxation.*

4-chain Q_4^∞ . This is arguably the most involved proof in the paper. Q_4^∞ has $|\text{mveo}| = 5$. Yet in a similar proof to Q^Δ , we can show that the MFMC-based algorithm and the LP are both optimal. This surprising result leads to the conjecture that minFACT for longer chains, and all linear queries are in PTIME.

THEOREM 8.3 (Q_4^∞ IS EASY). *minFACT(Q_4^∞, D) can be found in PTIME for any database D by (a) the MFMC based algorithm, and (b) the LP relaxation.*

8.3 Conjecture for Linear Queries

A query is acyclic if it has a join tree, i.e. it permits a placement of its atoms into a tree s.t. for any two atoms, the intersection of variables is contained in the union of the variables of the atoms on the unique path between them.¹³ A query is *linear* if it permits a join path.¹⁴ We have spent a lot

¹³The concept is alternatively called coherence, the running intersection property, connected subgraph property [4, 6, 68], and is used in the definition of the junction tree algorithm [47] and tree decompositions [23, 63].

¹⁴This definition, introduced in [48], is more restrictive than linear queries defined in the original work on resilience [27] as it does not allow *linearizable queries* (those that can be made linear by “making *dominated* atoms exogenous”).

of time trying to prove the hardness of such queries without success. Based on our intuition we hypothesize that *all linear queries are in PTIME*. Our intuition is strengthened by the fact that over many experimental evaluations, the LP relaxation of the `minFACT_ILP` was always integral and optimal, thus being able to solve the problem in PTIME.

HYPOTHESIS 1 (PTIME CONJECTURE). *If Q is a linear query, then $\text{minFACT}(Q, D)$ can be found in PTIME for any database D .*

We think that additional insights from optimization theory are needed to explain the integrality of the solution to the LP relaxation and to thus prove this conjecture. We leave open the structural criterion that separates the easy and hard cases.

9 HARD QUERIES FOR `minFACT`

In this section, we first prove that all queries that contain a structure called “*an active triad*” (e.g. Q_3^* and Q^Δ) are NP-C. We then prove another query to be NP-C that does not contain an active triad, but a “*co-deactivated triad*.” We thus show that while active triads are sufficient for `FACT` of a query to be NP-C, they are not necessary, and `minFACT` is a strictly harder problem than `RES`.

Queries with Active triads. We repeat here the necessary definitions introduced in the context of resilience under bag semantics [48]. A *triad* is a set of three atoms, $\mathcal{T} = \{R_1, R_2, R_3\}$ s.t. for every pair $i \neq j$, there is a path from R_i to R_j that uses no variable occurring in the third atom of \mathcal{T} . Here a *path* is an alternating sequence of relations and variables $R_1 - x_1 - R_2 - \dots - x_{p-1} - R_p$ s.t. all adjacent relations R_i, R_{i+1} share variables x_i . In a query Q with atoms R and S , we say R *dominates* S iff $\text{var}(R) \subset \text{var}(S)$. We call an atom g in a query *independent* iff there is no other atom in the query that contains a strict subset of its variables (and hence it is not dominated). A triad is *active* iff none of its atoms are dominated.

THEOREM 9.1 (ACTIVE TRIADS ARE HARD). *$\text{FACT}(Q)$ for a query Q with an active triad is NP-C.*

Separation between `RES` and `minFACT`. A triad is *deactivated* if any of the three atoms is dominated. A triad is *co-deactivated* if all three atoms are dominated only by the same (non-empty) set of atoms. The co-deactivated triangle query $Q_{\text{cod}}^\Delta := A(w), R(w, x, y), S(w, y, z), T(w, z, x)$ contains no active triads: notice that the tables R, S and T are not independent and have no independent paths to each other. Thus, $\text{RES}(Q_{\text{cod}}^\Delta)$ is PTIME. However, Q_{cod}^Δ contains a co-deactivated triad since R, S and T are all dominated only by atom A . We next prove that $\text{FACT}(Q_{\text{cod}}^\Delta)$ is NP-C, thus showing a strict separation in the complexities of the two problems.

THEOREM 9.2 (CO-DEACTIVATED TRIADS ARE HARD). *$\text{FACT}(Q)$ for a query Q with a co-deactivated triad is NP-C.*

10 CONCLUSION

We propose an ILP framework for minimizing the size of provenance polynomials for sj-free CQs. We show that our problem is NP-C and thus in a lower complexity class than the general Minimum Equivalent Expression (MEE) problem. Key to our formulation is a way to systematically constrain a space of possible minimum factorizations thus allowing us to build an ILP, and connecting minimal variable elimination orders to minimal query plans developed in the context of probabilistic databases. We complement our hardness results with two unified PTIME algorithms that can recover *exact solutions* to a strict superset of *all prior known tractable cases*.

ACKNOWLEDGEMENTS

This work was supported in part by the National Science Foundation (NSF) under award numbers IIS-1762268 and IIS-1956096, and conducted in part while the authors were visiting the Simons Institute for the Theory of Computing.

REFERENCES

- [1] Mahmoud Abo Khamis, Hung Q. Ngo, and Dan Suciu. 2017. What Do Shannon-Type Inequalities, Submodular Width, and Disjunctive Datalog Have to Do with One Another?. In *PODS*. 429–444. <https://doi.org/10.1145/3034786.3056105>
- [2] Eric Allender, Lisa Hellerstein, Paul McCabe, Toniann Pitassi, and Michael Saks. 2008. Minimizing Disjunctive Normal Form Formulas and AC^0 Circuits Given a Truth Table. *SIAM J. Comput.* 38, 1 (2008), 63–84. <https://doi.org/10.1137/060664537>
- [3] Yael Amsterdamer, Daniel Deutch, Tova Milo, and Val Tannen. 2012. On Provenance Minimization. *ACM Trans. Database Syst.* 37, 4, Article 30 (dec 2012), 36 pages. <https://doi.org/10.1145/2389241.2389249>
- [4] Catriel Beeri, Ronald Fagin, David Maier, and Mihalis Yannakakis. 1983. On the Desirability of Acyclic Database Schemes. *J. ACM* 30, 3 (July 1983), 479–513. <https://doi.org/10.1145/2402.322389>
- [5] Christoph Berkholz and Harry Vinall-Smeeth. 2023. A Dichotomy for Succinct Representations of Homomorphisms. In *ICALP (LIPIcs, Vol. 261)*, Kousha Etessami, Uriel Feige, and Gabriele Puppis (Eds.). 113:1–113:19. <https://doi.org/10.4230/LIPIcs.ICALP.2023.113>
- [6] Philip A. Bernstein and Nathan Goodman. 1981. Power of Natural Semijoins. *SIAM J. Comput.* 10, 4 (1981), 751–771. <https://doi.org/10.1137/0210059>
- [7] Jihad Boulos, Nilesh N. Dalvi, Bhushan Mandhani, Shobhit Mathur, Christopher Ré, and Dan Suciu. 2005. MYSTIQ: a system for finding more answers by using probabilities. In *SIGMOD*. 891–893. <https://doi.org/10.1145/1066157.1066277>
- [8] David Buchfuhrer and Christopher Umans. 2011. The complexity of Boolean formula minimization. *J. Comput. System Sci.* 77, 1 (2011), 142–153. <https://doi.org/10.1016/j.jcss.2010.06.011>
- [9] Peter Buneman, Sanjeev Khanna, and Wang-Chiew Tan. 2002. On Propagation of Deletions and Annotations Through Views. In *PODS*. 150–158. <https://doi.org/10.1145/543613.543633>
- [10] Vinicius Callegaro, Mayler GA Martins, Renato P Ribas, and André I Reis. 2013. Read-polarity-once Boolean functions. In *2013 26th Symposium on Integrated Circuits and Systems Design (SBCCI)*. IEEE, 1–6. <https://doi.org/10.1109/SBCCI.2013.6644862>
- [11] Zixuan Chen, Subhdeep Mitra, R Ravi, and Wolfgang Gatterbauer. 2024. HITSNDIFFS: From Truth Discovery to Ability Discovery by Recovering Matrices with the Consecutive Ones Property. In *ICDE*. <https://arxiv.org/pdf/2401.00013>
- [12] James Cheney, Laura Chiticariu, and Wang Chiew Tan. 2009. Provenance in Databases: Why, How, and Where. *Foundations and Trends in Databases* 1, 4 (2009), 379–474. <https://doi.org/10.1561/9781601982339>
- [13] Michele Conforti, Gérard Cornuéjols, and Kristina Vušković. 2006. Balanced matrices. *Discrete Mathematics* 306, 19–20 (2006), 2411–2437. <https://doi.org/10.1016/j.disc.2005.12.033>
- [14] Gérard Cornuéjols and Bertrand Guenin. 2002. Ideal clutters. *Discrete Applied Mathematics* 123, 1–3 (2002), 303–338. [https://doi.org/10.1016/S0166-218X\(01\)00344-4](https://doi.org/10.1016/S0166-218X(01)00344-4)
- [15] Yves Crama and Peter L. Hammer. 2011. *Boolean Functions: Theory, Algorithms, and Applications*. Cambridge University Press. <https://doi.org/10.1017/cbo9780511852008.003>
- [16] Yingwei Cui, Jennifer Widom, and Janet L. Wiener. 2000. Tracing the lineage of view data in a warehousing environment. *ACM TODS* 25, 2 (2000), 179–227. <https://doi.org/10.1145/357775.357777>
- [17] Nilesh N. Dalvi and Dan Suciu. 2004. Efficient Query Evaluation on Probabilistic Databases. In *VLDB*. 864–875. <https://doi.org/10.1016/b978-012088469-8.50076-0>
- [18] Nilesh N. Dalvi and Dan Suciu. 2007. Efficient query evaluation on probabilistic databases. *VLDB J.* 16, 4 (2007), 523–544. <https://doi.org/10.1007/s00778-006-0004-3>
- [19] Nilesh N. Dalvi and Dan Suciu. 2012. The dichotomy of probabilistic inference for unions of conjunctive queries. *J. ACM* 59, 6 (2012), 30. <https://doi.org/10.1145/2395116.2395119>
- [20] Sanjoy Dasgupta, Christos H Papadimitriou, and Umesh Virkumar Vazirani. 2008. *Algorithms*. McGraw-Hill Higher Education, Boston. <http://www.loc.gov/catdir/enhancements/fy0665/2006049014-t.html>
- [21] Umeshwar Dayal and Philip A. Bernstein. 1982. On the Correct Translation of Update Operations on Relational Views. *ACM TODS* 7, 3 (1982), 381–416. <https://doi.org/10.1145/319732.319740>
- [22] Rina Dechter. 1999. Bucket elimination: A unifying framework for reasoning. *Artificial Intelligence* 113, 1 (1999), 41–85. [https://doi.org/10.1016/S0004-3702\(99\)00059-4](https://doi.org/10.1016/S0004-3702(99)00059-4)
- [23] Rina Dechter. 2003. *Constraint Processing*. Morgan Kaufmann. <https://doi.org/10.1016/b978-1-55860-890-0.x5000-2>
- [24] Maarten Van den Heuvel, Peter Ivanov, Wolfgang Gatterbauer, Floris Geerts, and Martin Theobald. 2019. Anytime Approximation in Probabilistic Databases via Scaled Dissociations. In *SIGMOD*. 1295–1312. <https://doi.org/10.1145/>

- 3299869.3319900
- [25] Robert Fink, Jiewen Huang, and Dan Olteanu. 2013. Anytime approximation in probabilistic databases. *VLDB J.* 22, 6 (2013), 823–848. <https://doi.org/10.1007/s00778-013-0310-5>
- [26] Robert Fink and Dan Olteanu. 2011. On the optimal approximation of queries using tractable propositional languages. In *ICDT*. 174–185. <https://doi.org/10.1145/1938551.1938575>
- [27] Cibele Freire, Wolfgang Gatterbauer, Neil Immerman, and Alexandra Meliou. 2015. The complexity of resilience and responsibility for self-join-free conjunctive queries. *PVLDB* 9, 3 (2015), 180–191. <https://doi.org/10.14778/2850583.2850592>
- [28] Cibele Freire, Wolfgang Gatterbauer, Neil Immerman, and Alexandra Meliou. 2020. New Results for the Complexity of Resilience for Binary Conjunctive Queries with Self-Joins. In *PODS*. 271–284. <https://doi.org/10.1145/3375395.3387647>
- [29] Norbert Fuhr and Thomas Rölleke. 1997. A Probabilistic Relational Algebra for the Integration of Information Retrieval and Database Systems. *ACM Trans. Inf. Syst.* 15, 1 (1997), 32–66. <https://doi.org/10.1145/239041.239045>
- [30] Michael R Garey and David S Johnson. 1979. *Computers and intractability*. Vol. 174. W. H. Freeman & Co. <https://dl.acm.org/doi/10.5555/578533>
- [31] Wolfgang Gatterbauer and Dan Suciu. 2014. Oblivious bounds on the probability of Boolean functions. *TODS* 39, 1 (2014), 1–34. <https://doi.org/10.1145/2532641>
- [32] Wolfgang Gatterbauer and Dan Suciu. 2017. Dissociation and propagation for approximate lifted inference with standard relational database management systems. *VLDB J.* 26, 1 (2017), 5–30. <https://doi.org/10.1007/s00778-016-0434-5>
- [33] Judy Goldsmith, Matthias Hagen, and Martin Mundhenk. 2008. Complexity of DNF minimization and isomorphism testing for monotone formulas. *Information and Computation* 206, 6 (2008), 760–775. <https://doi.org/10.1016/j.ic.2008.03.002>
- [34] Martin Charles Golumbic and Vladimir Gurvich. 2010. *Read-once functions*. Cambridge University Press, Chapter 10. <https://doi.org/10.1017/cbo9780511852008.011>
- [35] Martin Charles Golumbic, Aviad Mintz, and Udi Rotics. 2006. Factoring and recognition of read-once functions using cographs and normality and the readability of functions associated with partial k-trees. *Discrete Applied Mathematics* 154, 10 (2006), 1465–1477. <https://doi.org/10.1016/j.dam.2005.09.016>
- [36] Martin Charles Golumbic, Aviad Mintz, and Udi Rotics. 2008. An improvement on the complexity of factoring read-once Boolean functions. *Discrete Applied Mathematics* 156, 10 (2008), 1633–1636. <https://doi.org/10.1016/j.dam.2008.02.011>
- [37] Todd J. Green, Grigoris Karvounarakis, and Val Tannen. 2007. Provenance semirings. In *PODS*. 31–40. <https://doi.org/10.1145/1265530.1265535>
- [38] Todd J. Green and Val Tannen. 2017. The Semiring Framework for Database Provenance. In *PODS*. 93–99. <https://doi.org/10.1145/3034786.3056125>
- [39] LLC Gurobi Optimization. 2021. Gurobi Optimizer Reference Manual. <http://www.gurobi.com>
- [40] LLC Gurobi Optimization. 2021. Mixed-Integer Programming (MIP) – A Primer on the Basics. <https://www.gurobi.com/resource/mip-basics/>
- [41] V.A. Gurvich. 1977. Repetition-free Boolean functions. *Uspekhi Mat. Nauk* 32 (1977), 183–184. <http://mi.mathnet.ru/umn3055> (in Russian).
- [42] Peter L Hammer and Alexander Kogan. 1993. Optimal compression of propositional Horn knowledge bases: complexity and approximation. *Artificial Intelligence* 64, 1 (1993), 131–145. [https://doi.org/10.1016/0004-3702\(93\)90062-G](https://doi.org/10.1016/0004-3702(93)90062-G)
- [43] I. Heller and C. B. Tompkins. 31 Dec. 1957. *14. An Extension of a Theorem of Dantzig's*. Princeton University Press, Princeton, 247 – 254. <https://doi.org/10.1515/9781400881987-015>
- [44] Edith Hemaspaandra and Henning Schnoor. 2011. Minimization for generalized boolean formulas. In *21st International Joint Conference on Artificial Intelligence (IJCAI)*. 566–571. <https://doi.org/10.1109/sfcs.1997.646147>
- [45] Rahul Ilango. 2022. The Minimum Formula Size Problem is (ETH) Hard. In *2021 IEEE 62nd Annual Symposium on Foundations of Computer Science (FOCS)*. IEEE, 427–432. <https://doi.org/10.1109/FOCS52979.2021.00050>
- [46] Lap Chi Lau, Ramamoorthi Ravi, and Mohit Singh. 2011. *Iterative methods in combinatorial optimization*. Vol. 46. Cambridge University Press. <https://doi.org/10.1017/cbo9780511977152.002>
- [47] S. L. Lauritzen and D. J. Spiegelhalter. 1988. Local Computations with Probabilities on Graphical Structures and Their Application to Expert Systems. *Journal of the Royal Statistical Society. Series B (Methodological)* 50, 2 (1988), 157–224. <http://www.jstor.org/stable/2345762>
- [48] Neha Makhija and Wolfgang Gatterbauer. 2023. A Unified Approach for Resilience and Causal Responsibility with Integer Linear Programming (ILP) and LP Relaxations. *PACMMOD* 1, 4 (dec 2023), 228:1–228:27. <https://doi.org/10.1145/3626715>
- [49] Mayler GA Martins, Leomar Rosa, Anders B Rasmussen, Renato P Ribas, and Andre I Reis. 2010. Boolean factoring with multi-objective goals. In *International Conference on Computer Design (ICCD)*. IEEE, 229–234. <https://doi.org/10.1109/ICCD.2010.5647772>

- [50] Alexandra Meliou, Wolfgang Gatterbauer, and Dan Suciu. 2011. Reverse Data Management. *PVLDB* 4, 12 (2011), 1490–1493. <https://doi.org/10.14778/3402755.3402803>
- [51] Aviad Mintz and Martin Charles Golumbic. 2005. Factoring Boolean functions using graph partitioning. *Discrete Applied Mathematics* 149, 1-3 (2005), 131–153. <https://doi.org/10.1016/j.dam.2005.02.007>
- [52] Guido Moerkotte. Sept. 2009. Building Query Compilers. Draft version 03.03.09. <http://theo.cs.ovgu.de/lehre/lehre09w/Anfrageoptimierung/querycompiler.pdf>
- [53] OEIS 2022. OEIS A000169: The On-Line Encyclopedia of Integer Sequences. <https://oeis.org/A000169>
- [54] Dan Olteanu and Jiewen Huang. 2008. Using OBDDs for Efficient Query Evaluation on Probabilistic Databases. In *SUM*. 326–340. https://doi.org/10.1007/978-3-540-87993-0_26
- [55] Dan Olteanu, Jiewen Huang, and Christoph Koch. 2010. Approximate confidence computation in probabilistic databases. In *ICDE*. 145–156. <https://doi.org/10.1109/icde.2010.5447826>
- [56] Dan Olteanu and Maximilian Schleich. 2016. Factorized Databases. *SIGMOD Rec.* 45, 2 (2016), 5–16. <https://doi.org/10.1145/3003665.3003667>
- [57] Dan Olteanu and Jakub Závodný. 2011. On Factorisation of Provenance Polynomials. In *3rd Workshop on the Theory and Practice of Provenance (TaPP'11)*. USENIX. <https://www.usenix.org/conference/tapp11/factorisation-provenance-polynomials>
- [58] Dan Olteanu and Jakub Závodný. 2012. Factorised representations of query results: size bounds and readability. In *Proceedings of the 15th International Conference on Database Theory*. 285–298. <https://doi.org/10.1145/2274576.2274607>
- [59] Dan Olteanu and Jakub Závodný. 2015. Size Bounds for Factorised Representations of Query Results. *ACM Trans. Database Syst.* 40, 1 (2015), 2:1–2:44. <https://doi.org/10.1145/2656335>
- [60] Knot Pipatsrisawat and Adnan Darwiche. 2008. New Compilation Languages Based on Structured Decomposability. In *Proceedings of the 23rd National Conference on Artificial Intelligence - Volume 1 (Chicago, Illinois) (AAAI'08)*. AAAI Press, 517–522. <https://dl.acm.org/doi/10.5555/1619995.1620079>
- [61] Christopher Ré, Nilesh Dalvi, and Dan Suciu. 2007. Efficient top-k query evaluation on probabilistic data. In *ICDE*. 886–895. <https://doi.org/10.1109/icde.2007.367934>
- [62] Wolfram Research. 2022. Mathematica, Version 13.1. <https://www.wolfram.com/mathematica>
- [63] Neil Robertson and Paul D. Seymour. 1986. Graph Minors. II. Algorithmic Aspects of Tree-Width. *J. Algorithms* 7, 3 (1986), 309–322. [https://doi.org/10.1016/0196-6774\(86\)90023-4](https://doi.org/10.1016/0196-6774(86)90023-4)
- [64] Sudeepa Roy, Vittorio Perduca, and Val Tannen. 2011. Faster query answering in probabilistic databases using read-once functions. In *ICDT*. 232–243. <https://doi.org/10.1145/1938551.1938582>
- [65] Alexander Schrijver. 1998. *Theory of linear and integer programming*. John Wiley & Sons. <https://doi.org/10.1137/1030065>
- [66] Prithviraj Sen, Amol Deshpande, and Lise Getoor. 2010. Read-Once Functions and Query Evaluation in Probabilistic Databases. *PVLDB* 3, 1 (2010), 1068–1079. <https://doi.org/10.14778/1920841.1920975>
- [67] Dan Suciu, Dan Olteanu, Christopher Ré, and Christoph Koch. 2011. *Probabilistic Databases*. Morgan & Claypool. <https://doi.org/10.2200/s00362ed1v01y201105dtm016>
- [68] Robert Endre Tarjan and Mihalis Yannakakis. 1984. Simple Linear-Time Algorithms to Test Chordality of Graphs, Test Acyclicity of Hypergraphs, and Selectively Reduce Acyclic Hypergraphs. *SIAM J. Comput.* 13, 3 (1984), 566–579. <https://doi.org/10.1137/0213035>
- [69] Christopher Umans. 2001. The minimum equivalent DNF problem and shortest implicants. *J. Comput. System Sci.* 63, 4 (2001), 597–611. <https://doi.org/10.1109/sfcs.1998.743506>
- [70] Moshe Y. Vardi. 1982. The Complexity of Relational Query Languages (Extended Abstract). In *STOC*. 137–146. <https://doi.org/10.1145/800070.802186>
- [71] Vijay V Vazirani. 2001. *Approximation algorithms*. Vol. 1. Springer. <https://dl.acm.org/doi/10.5555/500776>
- [72] David P Williamson. 2019. *Network flow algorithms*. Cambridge University Press. <https://doi.org/10.1017/9781316888568>

A NOMENCLATURE AND CONVENTIONS

Symbol	Definition
Q	a self-join free Boolean CQ
R, S, T, U	relational tables
r_i, s_i, t_i, u_i	tuple identifiers
x, y, z	query variables
m	number of atoms in a query
N	size of database $ D $
φ, ψ	propositional formulas / expressions
$\text{var}(X)$	the set of variables in atom / relation / formula X
$\text{at}(x_j)$	set of atoms that contain variable x_j
W	set of witnesses $W = \text{witnesses}(Q, D)$
w	witness
$\text{VEO}(Q)$	set of all legal VEOs for Q
$\text{mveo}(Q)$	set of minimal VEOs for Q
$k = \text{mveo}(Q) $	number of minimal VEOs
$v(\mathbf{w})$	a VEO instance of VEO v over witness \mathbf{w}
$\text{var}(g_i)$	set of variables of a query q or atom g_i
P	query plan
\mathcal{P}	set of plans
F	flow graph
$\bowtie(\dots)$	provenance join operator in prefix notation
$\pi_{\mathbf{x}}, \pi_{-\mathbf{y}}$	provenance project operators: onto \mathbf{x} , or project \mathbf{y} away
\mathbf{x}	unordered set or ordered tuple
\mathbf{a}/\mathbf{x}	substitute values \mathbf{a} for variables \mathbf{x}
$Q[\mathbf{x}]$	indicates that \mathbf{x} represents the set of all existentially quantified variables for Boolean query Q
len	Length of a Factorization
QPV	Query Plan Variables of an ILP
PV	Prefix Variables of an ILP
$q[\dots]$	a ILP decision query plan variable
$p[\dots]$	a ILP decision prefix variable
c	weight (or cost) of variables in the ILP / nodes in the Factorization Flow Graph
Ω	An Ordering of mveo chosen for MFMC based algorithm
(v_1, v_2, \dots, v_k)	An ordered list of VEOs, VEOFFs or any other set of objects

Query Definition

Q_2^∞	2-chain query $R(x, y), S(y, z)$
Q_3^∞	3-chain query $R(x, y), S(y, z), T(z, u)$
Q_4^∞	4-chain query $P(u, x), R(x, y), S(y, z), T(z, v)$
Q_5^∞	5-chain query $L(a, u), P(u, x), R(x, y), S(y, z), T(z, v)$
Q_2^*	2-star query $R(x)S(y), W(x, y)$
Q_3^*	3-star query $R(x)S(y), T(z)W(x, y, z)$
Q_Δ	Triangle query $R(x, y)S(y, z), T(z, x)$
Q_U^Δ	Triangle-unary query $U(x)R(x, y)S(y, z), T(z, x)$
Q_{6WE}^Δ	6-cycle query with end points $A(x), R(x, y), B(y), S(y, z), C(z), T(z, u) D(u), U(u, v), E(v), V(v, w), F(w), W(w, x)$
Q_{cod}^Δ	Co-dominated triangle query $A(w), R(w, x, y), S(w, y, z), T(w, z, x)$

Additional Nomenclature used in the Appendix

Symbol	Definition
$\text{HVar}(P)$	set of head variables of a query q or a plan P
$\text{EVar}(q)$	set of existential variables: $\text{EVar}(q) = \text{var}(q) - \text{HVar}(q)$
$\mathbb{P}[\phi]$	probability of a Boolean expression
Δ	collection of sets of variables $\Delta = (y_1, \dots, y_m)$
$R_i^{y_i}$	dissociated relation $R_i(x_i)$ on variables $y_i: R_i(x_i, y_i)$
q^Δ	dissociated query
$\bowtie(\dots)$	provenance join operator in prefix notation
π_x, π_y	provenance project operators: onto x , or project y away

We write $[k]$ as short notation for the set $\{1, \dots, k\}$ and use boldface to denote tuples or ordered sets, (e.g., $\mathbf{x} = (x_1, \dots, x_\ell)$). We fix a relational vocabulary $\mathbf{R} = (R_1, \dots, R_m)$, and denote with $\text{arity}(R_i)$ the number of attributes of a relation R_i . For notational convenience, we assume w.l.o.g. that there are no two atoms R_i and R_j with $\text{var}(R_i) = \text{var}(R_j)$. A database instance over \mathbf{R} is $D = (R_1^D, \dots, R_m^D)$, where each R_i^D is a finite relation. We call the elements of R_i^D tuples and write R_i instead of R_i^D when D is clear from the context. With some abuse of notation we also denote D as the set of all tuples, i.e. $D = \bigcup_i R_i$. The active domain $\text{dom}(D)$ is the set of all constants occurring in D . W.l.o.g., we commonly use $\text{dom}(D) \subset \mathbb{N} \cup \{a, b, \dots, z\}$. The size of the database instance is $n = |D|$, i.e. the number of tuples in the database.¹⁵

B ADDITIONAL DETAILS ON Section 2: RELATED WORK

B.1 Boolean Factorization

Fig. 9 illustrates the landscape of known results for the problem of Minimum Equivalent Expressions (MEE) applied to formulas.

The general problem of MEE has been long known to be NP-hard [30]. However, only relatively recently it has been proved to be Σ_p^2 -complete [8]. Various important classes of this problem have been studied, a fundamental one being the factorization of DNF expressions. The MinDNF problem [69], deals with finding the minimum equivalent DNF expression of an input DNF formula, and is also known to be Σ_p^2 -complete. However, if the input to the MinDNF is the truth table (or set of all true assignments of the formula) then the problem is NP-C [2]. If we take away the restriction that the factorized formula must be a DNF, then the problem of finding the minimum factorization of an input table is known as the Minimum Formula Size Problem (MFSP) and is shown to be in NP and (ETH)-hard [45].

Another important class of restrictions is over monotone formulas (thus we do not allow negatives in input or output formulas). Surprisingly, we do not know of any work that proves the complexity of the general monotone boolean factorization problem. However, there are many interesting and important restrictions for which complexity results are known. One such important sub-class is that of read-once formulas, which can be factorized in PTIME [36]. For Monotone formulas with DNF input and output restrictions, the problem can be solved in logspace by eliminating monomials [33]. Interestingly the problem monotone formula factorization of an arbitrary formula with a DNF restriction on the output only has differing complexity based on the input encoding of the length of the factorization. Checking if the minimum size of a DNF for a monotone formula is at most k is PP-complete, but for k in unary, the complexity of the problem drops to coNP [33]. The intuition is that in this problem, (which can be seen as “dual” of minFACT since it has a DNF output restriction

¹⁵Notice that other work sometimes uses $|\text{dom}(D)|$ as the size of the database. Our different definition has no implication on our complexity results but simplifies the discussions of our reductions.

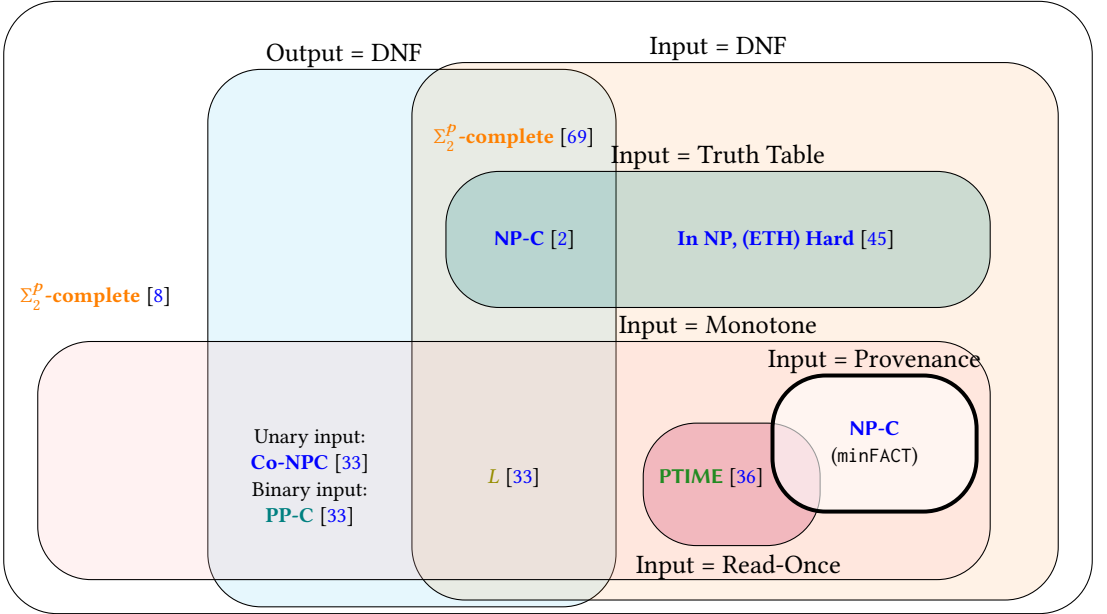


Fig. 9. An overview of related work on the Exact, Minimal Equivalent Expression (MEE) problem applied to formulas.

instead of a DNF input restriction), the optimal output (a DNF) can be exponentially larger than the input (any monotone formula).

Our problem of `minFACT` is a further restriction on the MEE problem applied to a monotone DNF. Provenance formulas for `sj`-free CQs are k -partite monotone formulas that satisfy join dependencies. We prove in this paper that the problem is NP-C, in general, and further identify interesting PTIME subcases.

B.2 Probabilistic Inference and Dissociation

Given a provenance that is not read-once, one can still upper and lower bound its probability efficiently via dissociation [31]: Let φ and φ' be two Boolean formulas with variables \mathbf{x} and \mathbf{x}' , respectively. Then φ' is a *dissociation* of φ if there exists a substitution $\theta : \mathbf{x}' \rightarrow \mathbf{x}$ s.t. $\varphi'[\theta] = \varphi$. If $\theta^{-1}(x) = \{x'_1, \dots, x'_d\}$, then variable x dissociates into d variables x'_1, \dots, x'_d . Every provenance expression has a unique read-once dissociation up to renaming of variables. One application of compiling provenance polynomials into their smallest representation is motivated by the following known results on “oblivious bounds” [31]: (i) lower and upper bounds for intractable expressions can be found very efficiently; and (ii) those bounds work better the fewer times variables are repeated. Similarly, anytime approximation schemes based on branch-and-bound provenance decomposition methods [24, 25] give tighter bounds if Shannon expansions need to be run on fewer variables.

B.3 Resilience

The resilience of a Boolean query measures the minimum number of tuples in database D , the removal of which makes the query false. The optimization version of this decision problem is then: given Q and D , find the *minimum* k so that $(D, k) \in \text{RES}(Q)$. A larger k implies that the query is more “resilient” and requires the deletion of more tuples to change the query output. We know from [27] that all hard queries must have a “triad” which is a set of three non-dominated atoms,

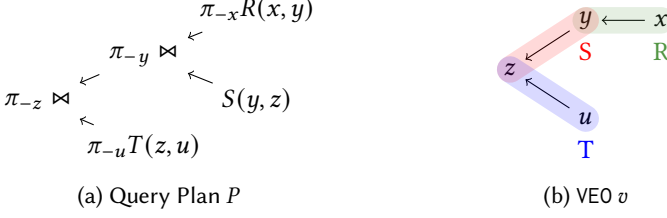


Fig. 10. **Example 10:** A query plan P and the corresponding VEO v .

$\mathcal{T} = \{R_1, R_2, R_3\}$ s.t. for every pair $i \neq j$, there is a path from R_i to R_j that uses no variable occurring in the other atom of \mathcal{T} . In return, the tractable queries for RES are exactly those that are triad-free.

EXAMPLE 9 (RESILIENCE). *The resilience for our example from Fig. 2 is 2 because removing the set $\Gamma = \{r_1, t_3\}$ removes one tuple from each witness and there is no smaller set that achieves that.*

C DETAILS FOR **Section 4:** SEARCH SPACE OF FACTORIZATIONS

C.1 Bijection Between VEOs and Query Plans

Intuitively, VEOs capture the sequence of variables *projected away* in a query plan. To make this bijection clear, we define notation around query plans and give an example.

Query plans. A *query plan* P is given by the grammar $P ::= R_i(\mathbf{x}) \mid \pi_{-x}P \mid \bowtie(P_1, \dots, P_k)$ where $R_i(\mathbf{x})$ is an atom containing the variables \mathbf{x} , π_{-x} is the *project-away operator* with duplicate elimination (x here is the set of variables being removed), and $\bowtie(\dots)$ is the *natural join* in prefix notation, which we allow to be k -ary ($k \geq 2$).

We require that joins and projections alternate in every plan. This is w.l.o.g. because nested joins, such as $\bowtie(\bowtie(R, S), T)$ or $\bowtie(R, \bowtie(S, T))$, can be rewritten into $\bowtie(R, S, T)$ while keeping the same provenance

by associativity, e.g., $(r_1s_2)t_3 = r_1(s_2t_3)$. For the same reason, we do not distinguish between different permutations in the joins, called join orders [52]. Thus, in contrast to standard query plans, our query plans do not necessarily form binary trees.

An important type of query plan is the *hierarchical plan*. If a query has a hierarchical plan, then this plan can be used to always produce read-once factorized provenance polynomials [54] (and thus the minimum size factorization). Only *hierarchical queries* have hierarchical plans.

Notation Related to Query Plans. We write $\text{var}(P)$ for all variables in a plan P and $\text{HVar}(P)$ for its *head variables*, which are recursively defined as follows: (1) if $P = R_i(\mathbf{x})$, then $\text{HVar}(P) = \mathbf{x}$; (2) if $P = \pi_{-x}(P')$, then $\text{HVar}(P) = \mathbf{x}$; and (3) if $P = \bowtie(P_1, \dots, P_k)$ then $\text{HVar}(P) = \bigcup_{i=1}^k \text{HVar}(P_i)$. The *existential variables* $\text{EVar}(P)$ are then defined as $\text{var}(P) - \text{HVar}(P)$. Every plan P represents a query Q_P defined by taking all atoms mentioned in P as the body and setting $\text{HVar}(Q_P) = \text{HVar}(P)$. A plan is called Boolean if $\text{HVar}(P) = \emptyset$. For notational convenience, we also use the “*project-away operator*” $\pi_{-y}P$ instead of $\pi_{-x}P$, where y are the variables being projected away, i.e. $\mathbf{x} = \text{HVar}(\pi_{-y}P) = \text{HVar}(P) - y$.

Legal Query Plans. We assume the usual sanity conditions on plans to be satisfied: for a projection $\pi_{-x}P$ we assume $\mathbf{x} \subseteq \text{HVar}(P)$, and each variable y is projected away at most once in a plan, i.e. there exists at most one such operator π_{-x} s.t. $y \in \mathbf{x}$. We also assume that at least one variable is projected away at each projection operator, i.e. for all π_{-x} s.t. $\mathbf{x} \neq \emptyset$. We call any such plan *legal*.

EXAMPLE 10 (QUERY PLANS AND VARIABLE ELIMINATION ORDERS). Consider the 3-chain Query $Q_3^\infty :- R(x, y), S(y, z), T(z, u)$ and the legal query plan $P = \pi_z \bowtie (\pi_y \bowtie (\pi_x R(x, y), S(y, z)), \pi_u T(z, u))$, also shown in Fig. 10a. The corresponding VEO v is shown in Fig. 10b. In order to refer to a particular VEO, we use a linear notation with parentheses representing sets of children i.e. Fig. 10b can be written as $v = z \leftarrow (u, y \leftarrow x)$. To make it a unique serialization, we only need to assume an ordering on the children of each parent, which we achieve by using the alphabetic ordering on the variables. Notice that our definition of VEO also allows sets of variables as nodes. As an extreme example, the legal query plan $P' = \pi_{xyzuz} \bowtie (R(x, y), S(y, z), T(z, y))$ corresponds to a VEO v' with one single node containing all variables. In our short notation, we denote nodes with multiple variables in brackets without commas between the variables in order to distinguish them from children: $v' = \{xyzuz\}$.

Notice that also minimal VEOs can have multiple variable in a node (e.g. $\{yz\} \leftarrow x$ for query Q^Δ).

C.2 Details and Examples: VEO Instances, Table Prefixes and Factorization Forests

In this section, we include Fig. 12, which illustrates the VEOs and VEOFFs mentioned in Examples 3 to 5 of the main text.

We can also define intuitive “merging” and “splitting” operations on VEOs. The merge operation (Example 11) takes two VEO instance forests and combines any trees in the forests if they share path(s) from the root.

Definition C.1 (VEO Merge). A merge operation on one or more VEO instances or VEO instance forests \mathcal{V}_1 and \mathcal{V}_2 outputs a new VEO instance forest \mathcal{V} such that: (1) All VEO instances in \mathcal{V}_1 and \mathcal{V}_2 are also present in \mathcal{V} . (2) There are no two trees $t_1, t_2 \in \mathcal{V}$ such that t_1 and t_2 share a prefix for any variable that is in t_1 and t_2 .

EXAMPLE 11 (MERGING VEO INSTANCES). Consider the two VEO instances $v_{w_1} = x_1 \leftarrow y_1 \leftarrow z_1$ and $v_{w_2} = x_1 \leftarrow y_1 \leftarrow z_2$. Then merging v_{w_1} and v_{w_2} would result in the instance $x_1 \leftarrow y_1 \leftarrow (z_1, z_2)$, since the common rooted path $x_1 \leftarrow y_1$ in both VEOs can be combined.

On the other hand, $v_{w_3} = x_1 \leftarrow y_1 \leftarrow z_1$ and $v_{w_4} = x_2 \leftarrow y_1 \leftarrow z_1$ have no common rooted path, and their merger results in simply the forest $\{x_1 \leftarrow y_1 \leftarrow z_1, x_2 \leftarrow y_1 \leftarrow z_1\}$.

Another example is merging the VEO instances $v_{w_5} = y_1 \leftarrow (x_1, z_1)$ and $v_{w_6} = y_1 \leftarrow (x_2, z_2)$ results in combining the shared path $y_1 \leftarrow ((x_1, x_2), (z_1, z_2))$. Notice that this includes the VEO instances $y_1 \leftarrow (x_2, z_1)$ and $y_1 \leftarrow (x_1, z_2)$, which must be present in the data anyway due to join dependencies.

We can also merge VEO instances from different VEOs. The merger of $v_{w_7} = x_1 \leftarrow y_1 \leftarrow z_1$ and $v_{w_8} = x_1 \leftarrow z_2 \leftarrow y_2$ leads to $x_1 \leftarrow (y_1 \leftarrow z_1, z_2 \leftarrow y_2)$.

The splitting operation (Example 12 and Fig. 11) splits a VEO with more than one leaf into nested paths from the root to the leaves. This property is useful to define nested prefix orderings in Section 6.1 (with an example in Appendix E.1).

Definition C.2 (VEO Split). A split operation on a VEO instance outputs the set of root-to-leaf paths in the VEO instance.

EXAMPLE 12 (SPLITTING VEO INSTANCES). The VEO $x_1 \leftarrow (y_1, z_1)$ can be split into nested paths $x_1 \leftarrow y_1$ and $x_1 \leftarrow z_1$.

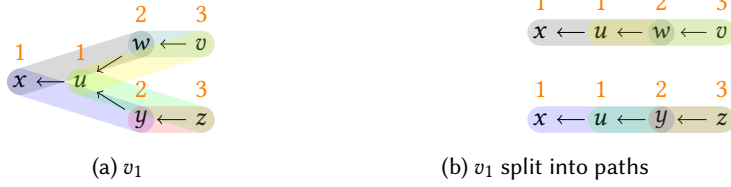


Fig. 11. The VEO split operation in Example 12

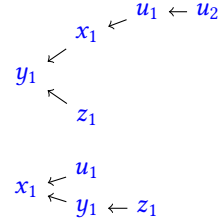
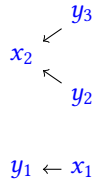
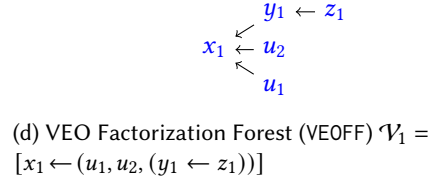
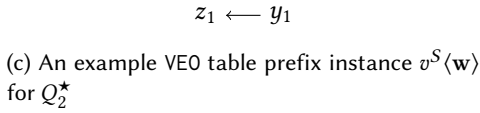
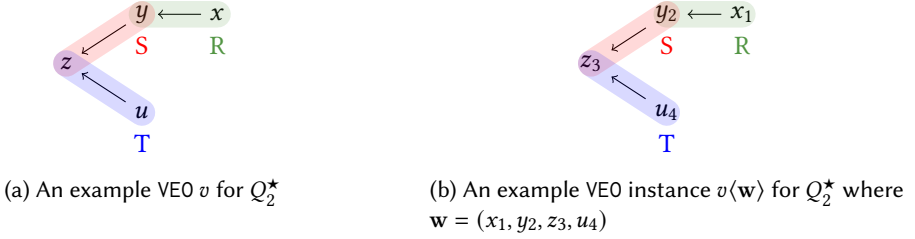


Fig. 12. Examples 3 to 5: Examples of VEO instances, VEO table prefix instances and VEO factorization forests

C.3 Connections of VEOs to Related Work

Connection to FBDs. Our definition of VEOs parallels the definition of variable orders defined in Factorized Databases [56, 59], however has two key differences: (i) we do not allow any caching in the variable order, and (ii) we allow multiple variables in each node of the VEO.

Thus, we allow the $\{yz\} \leftarrow x$, while an FDB style definition would force every factorization to choose between $y \leftarrow z \leftarrow x$ and $z \leftarrow y \leftarrow x$.

We see that using multiple variables in each node of the VEO allows us to build a more restricted search space, since some VEOs with multiple variables in the nodes are minimal VEOs (defined through notions of minimal query plans [31], later described in Appendix C.6). An example of a query with such a minimal VEO is the triangle unary query Q_U^A (Example 19).

Connection to Knowledge Representation. We can draw a parallel between VEOs and VEO instances as the notion of v -trees and DNNF formulas in knowledge compilation [60], as the v -trees and VEOs both capture the *structure* of the data in the VEO instance or DNNF, respectively.

C.4 Proof of **Theorem 4.5**: Reversible Transformation Between Factorization Trees and VEO Factorization Forests

THEOREM 4.5 (FACTORIZATIONS AND VEOs). *There exist transformations from FTs to VEOFFs and back such that the transformations can recover the original FT for at least one minimal size FT ϕ' of any provenance formula ϕ_p .*

PROOF THEOREM 4.5. We first describe in **Algorithm 1** a partial mapping from a factorization tree (FT) to a VEO factorization forest (VEOFF). Note that such a transformation may result in an error if it does not succeed. We show that this process is always reversible if it succeeds. We then show that for at least one minimal FT of any provenance formula ϕ_p , such a transformation succeeds, and is thus also reversible.

Algorithm 1 returns a structure consistent with the definition of a VEO factorization forest since (1) for each witness there is a unique VEO instance in the VEOFF corresponding to sequence of \oplus and \otimes operations that evaluated to the witness in the FT, (2) taking away any variable from the structure would remove at least once VEO instance (corresponding to a witness of the literal the variable is derived from), hence the VEOFF is minimal in line with the required definition.

If the **Algorithm 1** does indeed return a VEOFF, then we can show that this transformation is always reversible by applying the transformation detailed in **Algorithm 2**. We can prove step-by-step that the **Algorithm 2** recovers the same FT as the one that was used to construct the VEOFF. We see that the relationship between \otimes nodes in the factorization trees is never modified in the transformation to the VEOFF, and hence substituting the nodes of the VEOFF with \otimes nodes directly recovers the \otimes relationships. Due to the alternating operators in the factorization trees, we can also recover the \oplus nodes by placing them between \otimes nodes. The leaves can be recovered from the table prefix instances. Since in the transformation to VEOFFs we projected away variables “as soon as possible”, the VEO table prefix instances can recover losslessly where each tuple was joined in the original factorization tree.

However, consider that **Algorithm 1** returns an error for a given FT. Then there exists a join node n in the “reduced” annotated FT built during **Algorithm 1** that is not annotated. This happens when all the variables at that join node are used in subsequent joins. Like in **Algorithm 1**, let D be the relations of the descendant leaves of n and Q' be the query obtained by removing atoms from Q that correspond to relations in D . We also define Q'' as the query obtained by keeping only atoms from Q that correspond to relations in D . Thus, Q is split into Q' and Q'' . If we have an error condition, there is a set of relations \mathbf{R} in Q' that is a superset of $\text{var}(Q'')$. We see that the factorization length cannot increase if we merge the joins of the relations \mathbf{R} with the relations of Q'' . We can now try the transformation again on the new FT with the merged joins. We can repeat this process until we have a FT that does not result in an error. We know that we always make progress since the merging of joins reduces the number of internal nodes of the FT. \square

EXAMPLE 13 (INSTANCE WHERE A FT CANNOT BE TRANSFORMED TO A VEOFF). *Consider the factorization tree $\otimes(s_{11}, \oplus(\otimes(r_1, t_1)))$ for the Q_2^* query over the simple database with 3 tuples $R(1)$, $S(1, 1)$, $T(1)$.*

The join node that is the parent of r_1 and s_1 is annotated with x_1 and y_1 . However, both these variables are also required at the join node with s_{11} and so cannot be projected away. Thus, in the step

Algorithm 1: Transformation of a factorization tree to a VEO factorization forest**Input:** A factorization tree FT over provenance formula φ_p of query Q **Result:** A VEOFF or an error

/* Build annotated factorization tree: */

```

1 Replace  $\otimes$  nodes with a join ( $\bowtie$ ) and  $\oplus$  nodes with a projection ( $\pi$ )
  /* Annotating the nodes from the leaves to root */
2 while  $\exists$  a node  $n$  that is not annotated do
3   if  $n$  is a leaf node then
4     | Annotate with annotated-domain variables of the tuple at the leaf
5   if Join node then
6     | Annotate with the union of the annotations of the children of  $n$ 
7   if Projection node then
8     |  $v$  = union of annotations of the children of  $n$ 
9     |  $D$  = set of all relations of descendants of  $n$ 
10    |  $Q'$  = query obtained by removing atoms from  $Q$  that correspond to relations in  $D$ 
11    |  $v'$  = The annotated-domain variables in  $v$  that do not correspond to variables of  $\text{var}(Q')$  /* These are
        the variables that can be projected away since they do not feature in any subsequent joins
         $Q'$  */
12    | Annotate  $n$  with  $v'$ 
  /* Reduce the join annotations: */
13 if  $v$  is a variable that is part of the annotation of a join node  $n$  then
14   if  $\exists n'$  that is an ancestor of  $n$  and contains  $v$  then
15     | Remove  $v$  from  $n$ 
16 if A join node has no annotation after minimization then
17   return Error
  /* Extract the join annotations: */
18 From the annotated FT, build a forest of join nodes where the parent of a join node is its grandparent in the FT
  (thus skipping over  $\pi$  nodes)
19 Replace join nodes with the annotations obtained after the minimization step to obtain a VEOFF
20 return The constructed VEOFF

```

Algorithm 2: Transformation of a factorization tree to a VEO factorization forest**Input:** A VEOFF built from a FT via [Algorithm 1](#)**Result:** The original FT

/* Re-add literals to the VEOFF */

```

1 Identify the paths in the VEOFF that correspond to table prefix instances
2 if Node  $n$  is the leaf of a table prefix instance then
3   | Add a child to  $n$  corresponding to the tuple represented by the table prefix instance
  /* Re-add  $\oplus$  and  $\otimes$  nodes */
4 Replace each node in the VEOFF with a  $\otimes$  node
5 Add a  $\oplus$  node as a child for every  $\otimes$  node
6 Replace the parent of each  $\otimes$  node with the  $\oplus$  child of the original parent
7 if there were multiple trees in the VEOFF then
8   | Add an  $\oplus$  node as the parent of all the root  $\otimes$  nodes
9 return The reconstructed FT

```

where we reduce the join annotations in [Algorithm 1](#), both x_1 and y_1 are removed from the deeper join node, leading to an empty annotation. The transformation thus fails.

We can see intuitively that this is due to the fact a join is performed on two relations whose variables are subsumed by the variables of another relation. The joins can thus be reordered without increasing the size of the factorization tree.

C.5 Proof of [Theorem 4.6](#): Construction of Factorization Trees from VEOs

THEOREM 4.6 (minFACT WITH VEOs). *There exists a transformation that constructs FTs of a provenance φ_p from mappings of each witness of φ_p to a VEO of Q , and there exists a mapping that is transformed into a minimal size factorization tree φ' of φ_p under this transformation.*

PROOF THEOREM 4.6. Through [Theorem 4.5](#), we know that for any provenance formula φ_p there exists a minimal size FT that has a correspondence to a VEOFF. We show all such VEOFFs can be constructed by assigning a VEO to each witness of φ_p . From the assignment of VEOs to each witness, we are able to construct the corresponding VEO instances. We use the merge operation ([Definition C.1](#)) on VEO instances greedily to merge common prefixes. The merge operation is both commutative and associative, and no matter the order of merging, all $|w|$ VEO instances will produce exactly the same forest after merging. This resulting forest is the VEOFF corresponding to the minimal FT, since (1) it contains a VEO instance for each witness of φ_p (2) it cannot be made smaller since the merge operation maximally merges all shared prefixes. Since we can build a VEOFF corresponding to a minimal formula of φ_p from the assignment of VEOs to witnesses, we can also FT corresponding to a minimal formula of φ_p through the reverse transformation [Algorithm 2](#). \square

C.6 Details about Minimal VEOs

We show a connection between minimal VEOs and minimal query plans from [\[31\]](#). To do this, we leverage a correspondence of VEOs to query plans and the previously defined notion of dissociations from probabilistic databases [\[31\]](#).

Intuitively, the goal of dissociations in probabilistic inference [\[31\]](#) is to obtain better inference bounds, by converting it to a hierarchical query, for which inference is easy. Our purpose in using dissociations is in the same spirit - we know that hierarchical queries have read-once factorizations, and hence we would like to use dissociations to obtain a dissociated database on which we can obtain the original provenance by using the dissociated query.

We here recap the key notions of dissociations from [\[31\]](#) and provide examples. But first, we add some more detail on provenance computation from query plans and hierarchical query plans.

Provenance computation from Query Plans. We slightly adapt our previous definition of query plans to “provenance query plans.” Each sub-plan now returns an intermediate relation of arity $|\text{HVar}(P)| + 1$. The extra *provenance attribute* stores an expression φ for each output tuple $t \in P(D)$ returned from a plan P .

Given a database D and a plan P , φ is defined inductively on the structure of P as follows: (1) If $t \in R_i(\mathbf{x})$, then $\varphi(t) = \varphi_t$, i.e. the provenance token of t in D ; (2) if $t \in \bowtie(P_1(D), \dots, P_k(D))$ where $t = \bowtie(t_1, \dots, t_k)$, then $\varphi(t) = \bigwedge_{i=1}^k \varphi(t_i)$; and (3) if $t \in \pi_{\mathbf{x}}P(D)$, and $t_1, \dots, t_n \in P(D)$ are all the tuples that project onto t , then $\varphi(t) = (\bigvee_{i=1}^n \varphi(t_i))$ (notice the required outer parentheses). For a Boolean plan P , we get one single expression, which we denote $\varphi(P, D)$.

Hierarchical Query Plans. An important type of plan is the *hierarchical plans*. Intuitively, if a query has a hierarchical plan, then this plan can be used to always produce read-once factorized provenance polynomial [\[54\]](#) (and thus the minimum size factorization). The only queries that have hierarchical plans are the *hierarchical queries*.



Fig. 13. **Example 15:** Two legal query plans for Q_2^∞ . P_1 is a hierarchical minimal plan while P_2 is not.

Definition C.3 (Hierarchical query [18]). A query Q is called hierarchical iff for any two existential variables x, y , one of the following three conditions holds: $\text{at}(x) \subseteq \text{at}(y)$, $\text{at}(x) \supseteq \text{at}(y)$, or $\text{at}(x) \cap \text{at}(y) = \emptyset$ where $\text{at}(x)$ is the set of atoms of Q in which x participates.

Definition C.4 (Hierarchical plan). A plan P is called *hierarchical* iff, for each join $\bowtie(P_1, \dots, P_k)$, the head variables of each sub-plan P_i contain the same existential variables of plan P : $\text{HVar}(P_i) \cap \text{EVar}(P) = \text{HVar}(P_j) \cap \text{EVar}(P), \forall i, j \in [k]$

EXAMPLE 14 (HIERARCHICAL QUERIES). The 2-chain query $Q_2^\infty := R(x, y), S(y, z)$ is a hierarchical query since for each pair of variables a, b either $\text{at}(a)$ and $\text{at}(b)$ are disjoint (like the variables x and z , since $\text{at}(x) = \{R\}$ and $\text{at}(z) = \{S\}$) or have a subset relationship (like $\text{at}(x) = \{R\}$ and $\text{at}(y) = \{R, S\}$).

However, the 3-chain query $Q_3^\infty := R(x, y), S(y, z), T(z, u)$ is not hierarchical since $\text{at}(y) = \{R, S\}$ and $\text{at}(z) = \{S, T\}$ and these are overlapping sets with neither being a subset of the other.

EXAMPLE 15 (HIERARCHICAL PLAN). Consider two query plans for the query Q_2^∞ in Fig. 13.

The query plan P_2 is not a hierarchical plan since for the sub-plan $\bowtie(R(x, y), S(y, z))$ the head variables for $R(x, y)$ are $\{x, y\}$ and for $S(y, z)$ they are $\{y, z\}$. Thus, they contain different sets of existential variables of P_2 .

However, in P_1 , at the only join $\bowtie(\pi_{-x}R(x, y), \pi_{-z}S(y, z))$, the head variables of both subplans $\pi_{-x}R(x, y)$ and $\pi_{-z}S(y, z)$ are the same set $\{y\}$, so the plan is hierarchical.

Query Dissociation [32, Section 3.1]. We leverage the previously defined idea of query dissociation to generate query plans that “come as close as possible” to hierarchical plans, to help find the minimal factorization for queries that are not read-once.

A query dissociation is a rewriting of both the data and the query by adding variables to atoms in the query. In this paper, we care only about hierarchical dissociations, i.e. dissociations s.t. the rewritten dissociated query plan is hierarchical. Dissociations can be compared with a partial order, and for our problem, we only care about minimal hierarchical dissociations and their corresponding plans, known as *minimal query plans*. There exists an algorithm that can find all such minimal query plans [32], and we assume them as input.

Definition C.5 (Query dissociation). Given a query $Q(z) := R_1(\mathbf{x}_1), \dots, R_m(\mathbf{x}_m)$. Let $\Delta = (y_1, \dots, y_m)$ be a collection of sets of variables with $y_i \subseteq \text{EVar}(Q) - \mathbf{x}_i$ for every relation R_i . The “dissociated query” defined by Δ is then $Q^\Delta(z) := R_1^{y_1}(\mathbf{x}_1, y_1), \dots, R_m^{y_m}(\mathbf{x}_m, y_m)$ where each $R_i^{y_i}(\mathbf{x}_i, y_i)$ is a new relation of arity $|\mathbf{x}_i| + |y_i|$.

EXAMPLE 16 (QUERY DISSOCIATION). Consider the non-hierarchical query of $Q_3^\infty := R(x, y), S(y, z), T(z, u)$ again. Consider the dissociation $\Delta = (\{z\}, \{y\}, \{z\})$. Then the dissociated query is $Q_3^{\star\Delta} := R(x, y, z), S(y, z), T(z, u)$.

Intuitively, the goal of dissociations in probabilistic inference [32] is to obtain better inference bounds, by converting it to a hierarchical query, for which inference is easy. Our purpose in using dissociations is in the same spirit - we know that hierarchical queries have read-once factorizations, and hence we would like to use dissociations to obtain a dissociated database on which we can obtain the original provenance by using the dissociated query.

Hierarchical Dissociation.

Definition C.6 (Hierarchical dissociation). A dissociation Δ of a query Q is called *hierarchical* if the dissociated query Q^Δ is hierarchical. We denote the corresponding hierarchical plan applied over the original relations P^Δ .

For every sf-free CQ, there is an isomorphism between the set of query plans and the set of hierarchical dissociations [32]. Thus we can restrict the dissociations we consider to hierarchical dissociations.

EXAMPLE 17 (HIERARCHICAL DISSOCIATION). Consider again the non-hierarchical query of Q_3^∞ and its dissociation $\Delta = (\{z\}, \{\}, \{\})$ from Example 16. Then the dissociated query $Q_3^{\Delta} :- R(x, y, z), S(y, z), T(z, u)$ is hierarchical as all pairs of variables satisfy the constraint for hierarchical queries. Thus Δ is a hierarchical dissociation.

Partial Dissociation Orders. The number of dissociations to be considered can be further reduced by exploiting an ordering on the dissociations.

Definition C.7 (Partial dissociation order). Given two dissociations $\Delta = (y_1, \dots, y_m)$ and $\Delta' = (y'_1, \dots, y'_m)$. We define the partial order on the dissociations of a query as: $\Delta \leq \Delta' \Leftrightarrow \forall i : y_i \subseteq y'_i$.

A minimal hierarchical dissociation is one such that no smaller dissociation is hierarchical.

EXAMPLE 18 (PARTIAL DISSOCIATION ORDER). For Q_3^∞ , the dissociation $\Delta = (\{z\}, \{\}, \{\})$ is a minimal hierarchical dissociation while $\Delta' = (\{z\}, \{\}, \{y\})$ is hierarchical but not minimal. Additionally, we can say that $\Delta \leq \Delta'$.

Equivalence of $\text{mveo}(Q)$ and Minimal Query Plans. In Section 4, we defined minimal VEOs based on a partial order \leq defined via the size of table prefixes. We show that this partial order corresponds to the partial dissociation order, and hence we can obtain a direct correspondence between $\text{mveo}(Q)$ and Minimal Query Plans (due to the fact that all VEOs correspond to query plans through the bijection explained in Appendix C.1). The variables of table-prefix of R always contain the variables of R , plus additional variables that are used in joins with R . If these “additional” variables of each table-prefix are added to the respective relations, then the resulting query is hierarchical since every atom already contains all the variables that are used in joins with them. In other words, the additional variables in the table-prefixes correspond exactly to a hierarchical dissociation of the query. We can see then that the partial order on VEOs is exactly the same as the partial dissociation order since both look at the variables in the table-prefixes / dissociations.

C.7 Proof of Theorem 4.7: Construction of Factorization Trees from minimal VEOs

THEOREM 4.7 (minFACT WITH mveos). There exists a transformation that constructs FTs of a provenance φ_p from mappings of each witness of φ_p to a VEO $v \in \text{mveo}(Q)$, and there exists a mapping that is transformed into a minimal size factorization tree φ' of φ_p under this transformation.

PROOF THEOREM 4.7. We know from Theorem 4.6 that a minimal factorization tree can be constructed by assigning VEOs to each witness. It now remains to be shown that using non-minimal VEOs (corresponding to non-minimal query plans) cannot make the factorization smaller than if

just minimal VEOs are used. Assume that the factorization uses a non-minimal query plan P' , which corresponds to the dissociation Δ' . Since it is not minimal there must exist a dissociation Δ where $\Delta \leq \Delta'$. This means that the provenance (of D , or simply a subset of witnesses) calculated with P' is a dissociation of the provenance calculated with P , which means that each variable occurs at least as many times in $\varphi(P^{\Delta'})$ as in $\varphi(P^{\Delta})$ [31]. \square

C.8 End to End Example: Query Plans, VEOs and Factorizations

Example 19 gives an end-to-end example that shows a query, its minimal hierarchical dissociations [32], the corresponding minimal query plans, the VEOs, and the factorizations that each VEO corresponds to. This example is also interesting since it shows minimal VEOs that have *multiple variables in a node*; this is not permitted in prior definitions of VEOs such as [22, 56].

EXAMPLE 19 (TRIANGLE UNARY Q_U^{Δ}). Consider the triangle unary query $Q_U^{\Delta} := U(x), R(x, y), S(y, z), T(z, x)$. Notice that this query is not hierarchical: $\text{at}(y) = \{R, S\}$ and $\text{at}(z) = \{S, T\}$, which is not allowed in a hierarchical query. Thus, it does not have a hierarchical plan, and we know that a database instance under this query is not guaranteed to have a read-once factorization.

Thus, to obtain the minimal factorization, we consider all its minimal hierarchical dissociations [32], which correspond to the minimal query plans and minimal VEOs. This query has 3 such minimal dissociations, shown in Fig. 14 as incidence matrices, query plans, mveos, and factorizations. The objective is now to assign each witness to exactly one of these 3 minimal dissociations. Here the incidence matrix is a simple visual representation of the variables, atoms, and variables contained in each atom. Recall the intuition for dissociations of adding variables to atoms.

Notice that $v_1 = \{y, z\} \leftarrow x$ would not be permitted in an FDB-style variable ordering, which requires a single variable at each level of the tree [56, Definition 3.2]. Thus it would require v_1 to be split into 2 different query plans $y \leftarrow z \leftarrow x$ and $z \leftarrow y \leftarrow x$. Our approach takes into account concurrent variable elimination and hence can reduce the search space for minimal factorizations in this case.

D DETAILS FOR SECTION 5: ILP FORMULATION FOR minFACT

Here we illustrate minFACT_ILP with examples, including two end-to-end worked-out examples that illustrate the construction of the ILP, and more insights on the value of structural knowledge.

Size of ILP. For query Q with m relations and $|\text{mveo}(Q)| = k$, and a set of n witnesses under Q : the resulting ILP (without any optimizations) has $n(1 + km)$ constraints. Thus the size of the ILP is linear in the number of witnesses.

EXAMPLE 20 (ILP DECISION VARIABLES). Consider again the 2-star query Q_2^{\star} with $\text{mveo}(Q) = \{x \leftarrow y, y \leftarrow x\}$. For a witness $\mathbf{w} = (x_1, y_2)$ we thus have two QPVs: $q(x_1 \leftarrow y_2)$ and $q(y_2 \leftarrow x_1)$. The set of prefixes for $v_1 = x \leftarrow y$ is $\{x, x \leftarrow y\}$. In that set, x is the table prefix for $R(x)$ and $x \leftarrow y$ the table prefix for both $S(x, y)$ and $T(y)$. Thus, the weights for the prefixes are $c(x) = 1$ for one table R , and $c(x \leftarrow y) = 2$ for two tables S and T . For that witness \mathbf{w} and v_1 we thus get the two prefix variables $p(x_1)$ and $p(x_1 \leftarrow y_1)$ with weights for the prefixes $c(x) = 1$ and $c(x \leftarrow y) = 2$.

EXAMPLE 21 (ILP OBJECTIVE FUNCTION). Consider again Q_2^{\star} and two witnesses $W = \{(x_1, y_1), (x_1, y_2)\}$. If both witnesses are factorized according to the VEO $x \leftarrow y$, then the VEO instances used will be encoded by $q(x_1 \leftarrow y_1) = 1$ and $q(x_1 \leftarrow y_2) = 1$. There will be a single table prefix instance of table R under this VEO that is assigned true: $v_{\mathbf{w}_1}^R = v_{\mathbf{w}_2}^R = x_1$, and thus $p(x_1) = 1$. And there will be two unique table prefix instances for tables S and T each: $v_{\mathbf{w}_1}^S = v_{\mathbf{w}_1}^T = x_1 \leftarrow y_1$ and $v_{\mathbf{w}_2}^S = v_{\mathbf{w}_2}^T = x_1 \leftarrow y_2$.

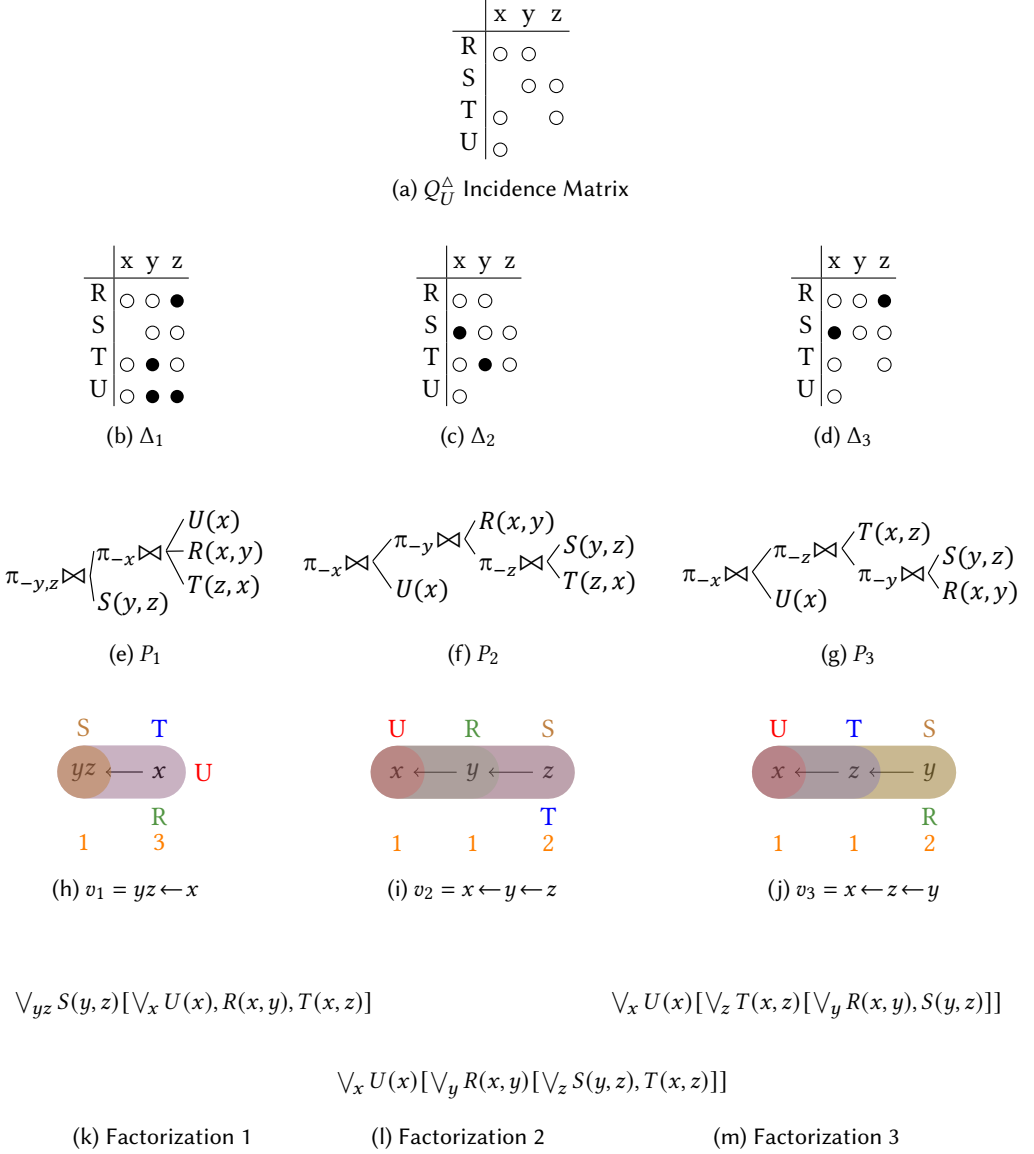


Fig. 14. **Example 19:** For the triangle unary query $Q_U^\Delta := U(x), R(x, y), S(y, z), T(z, x)$, we show the incidence graph matrix (a), the three minimal dissociations (b)-(d), corresponding three minimal query plans (e)-(g), three minimal VEOs (h)-(j), and factorizations (k)-(m).

and thus $p(x_1 \leftarrow y_1) = 1$ and $p(x_1 \leftarrow y_2) = 1$ each with weight 2. Thus, the objective is equal to 5. This fits with the actual length of the factorization $\text{len} = r_1(s_{11}t_1 + s_{12}t_2)$.

D.1 ILP for 3-Star Query Q_3^*

This example highlights some optimizations to the ILP.

EXAMPLE 22 (ILP FORMULATION FOR 3-STAR QUERY). Consider the 3-Star query $Q_3^* :- R(x), S(y), T(z), W(x, y, z)$. This query has 6 minimal query plans corresponding to the 6 VEOs shown in Fig. 15. We use these VEOs to build the set QPV.

Note that since all query plans are linear (they all form paths), they can alternatively be specified by the first two variables in the VEO (the last one is implied). We use this shorter notation as it also simplifies constraints later. Hence, the query plan constraint for an example witness $w_1 = (x_1, y_1, z_1)$ would be:

$$q[x_1 \leftarrow y_1] + q[x_1 \leftarrow z_1] + q[y_1 \leftarrow x_1] \\ + q[y_1 \leftarrow z_1] + q[z_1 \leftarrow x_1] + q[z_1 \leftarrow y_1] \geq 1$$

Then, we calculate the table-prefixes needed to build set PVF, illustrated here for all 6 VEOs:

VEO v_1	VEO v_2	VEO v_3
$v_1^R = x$	$v_2^R = x$	$v_3^R = x \leftarrow y$
$v_1^S = x \leftarrow y$	$v_2^S = x \leftarrow z \leftarrow y$	$v_3^S = y$
$v_1^T = x \leftarrow y \leftarrow z$	$v_2^T = x \leftarrow z$	$v_3^T = y \leftarrow x \leftarrow z$
$v_1^W = x \leftarrow y \leftarrow z$	$v_2^W = x \leftarrow z \leftarrow y$	$v_3^W = y \leftarrow x \leftarrow z$
VEO v_4	VEO v_5	VEO v_6
$v_4^R = y \leftarrow z \leftarrow x$	$v_5^R = z \leftarrow x$	$v_6^R = z \leftarrow y \leftarrow x$
$v_4^S = y$	$v_5^S = z \leftarrow x \leftarrow y$	$v_6^S = z \leftarrow y$
$v_4^T = y \leftarrow z$	$v_5^T = z$	$v_6^T = z$
$v_4^W = y \leftarrow z \leftarrow x$	$v_5^W = z \leftarrow x \leftarrow y$	$v_6^W = z \leftarrow y \leftarrow x$

Notice that we need to count the paths of length 3 twice, once for the table W , and once for the last of the unary tables in the respective VEO. In total, we have 15 = 3 + 6 + 6 unique prefixes (3 of length 1, 6 of length 2, 6 of length 3).

Let T_i be the set of all table prefix instances of length i . The objective can be written as

$$\text{len} = \min \sum_{\pi \in T_1} p(\pi) + \sum_{\pi \in T_2} p(\pi) + 2 \sum_{\pi \in T_3} p(\pi)$$

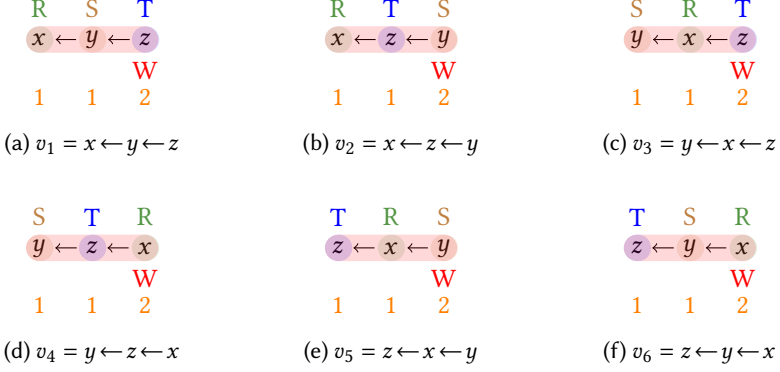
We can simplify this objective by observing that the prefixes of length 3 are unique to each witness (this is so as those prefixes contain all variables, and every witness is unique under set semantics). Thus, the sum of all total orders of length 3 from the set $\{x, y, z\}$ over all n witnesses is n (one for each witness). We can thus replace all projection variables with table-prefix of length 3 with a constant and simplify the objective to

$$\text{len} = \min \sum_{\pi \in T_1} p(\pi) + \sum_{\pi \in T_2} p(\pi) + 2n$$

The projection constraints for the witness $w_1 = (x_1, y_1, z_1)$ are:

$$p[x_1] \geq q[x_1 \leftarrow y_1] + q[x_1 \leftarrow z_1] \\ p[y_1] \geq q[y_1 \leftarrow x_1] + q[y_1 \leftarrow z_1] \\ p[z_1] \geq q[z_1 \leftarrow x_1] + q[z_1 \leftarrow y_1]$$

In this query, for every witness, there must be 9 corresponding variables in the objective, 1 Query Plan constraint, and 3 Projection constraints.

Fig. 15. Example 22: mveo for 3-star query Q_3^* .

D.2 Correctness of minFACT_ILP

THEOREM 5.1 (ILP CORRECTNESS). *The objective of minFACT_ILP for a query Q and database D is always equal to $\text{minFACT}(Q, D)$.*

PROOF THEOREM 5.1. We can show that minFACT_ILP always computes the minimal length factorization by proving that: (1) A valid assignment of the ILP variables always results in a valid factorization of length equal to the objective value. (2) for any valid factorization, there is a valid variable assignment of the ILP.

From earlier discussion, we know that a factorization can be identified by an assignment of a query plan to each witness. This resolves Part (2), since the ILP allows any possible assignment of query plans to witnesses. Part (1) can then be proved by the construction in Section 5, since the prefix constraints enforce that the length of the factorization takes into account all the prefixes used by a witness and hence is correct. \square

D.3 Value of structural knowledge

A key underlying quest in complexity theory and knowledge compilation is determining the *value of knowledge of the underlying structure* by which a problem decomposes. Consider an arbitrary m -partite positive DNF and the problem of finding its minimal factorization. What is the value of knowing the query that produced that provenance polynomial?

If we don't have additional information, then each clause (or witness) could be factored in any of the possible factorization orders. The number of those is equal to the number of labeled rooted trees with m vertices, which is m^{m-1} [53]: A000169: 1, 2, 9, 64, 625, 7776, 117649, ... However, if we know that the DNF is the provenance of a query Q with k variables over a database D , then we only need to consider the query-specific number $|\text{mveo}(Q)|$ of minimal VEOs.

For example, for the k -star query Q_k^* , which has the highest number of minimal VEOs (given fixed k), the number of minimal VEOs is $k!$. Contrast this with knowing the query and just having a $k+1$ -partite positive DNF (its provenance has $k+1$ partitions). The number partitions alone would imply $(k+1)^k$ possible factorizations for each witness. To illustrate the difference, we contrast the numbers for increasing $k = 2, 3, \dots$: $\{(k : k! | (k+1)^k)\} = \{(2 : 2 | 9), (3 : 6 | 64), (4 : 24 | 625), (5 : 120 | 7776), (6 : 720 | 117649), \dots\}$.

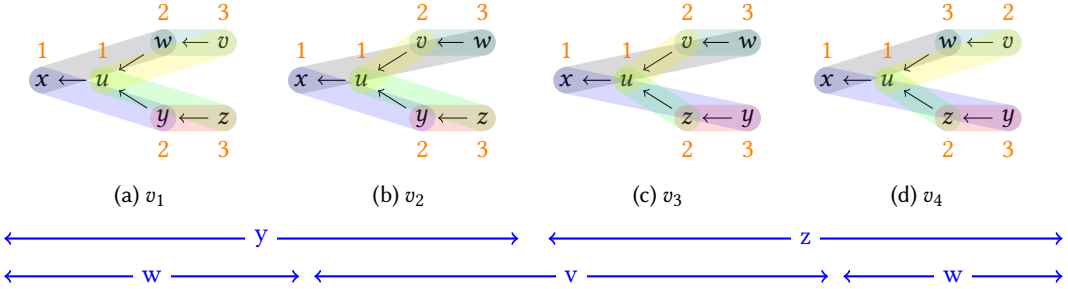


Fig. 16. Example 23: 4 mveo for Q_{6WE}° that prevent an RP-ordering

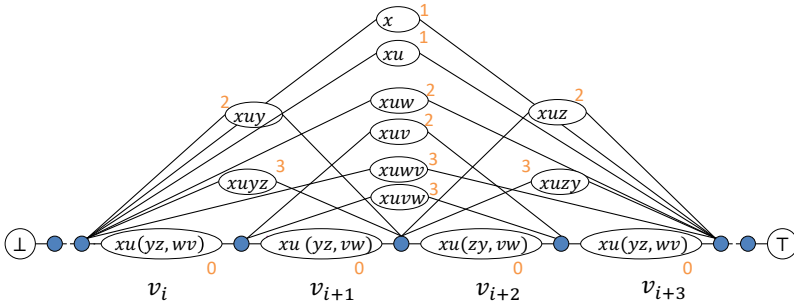


Fig. 17. Example 23 incorrect: Part of factorization flow graph showing 4 min VEOs in Non-RP ordering. Notice that prefixes xuw and $xuvw$ span query variables for which they are not prefixes.

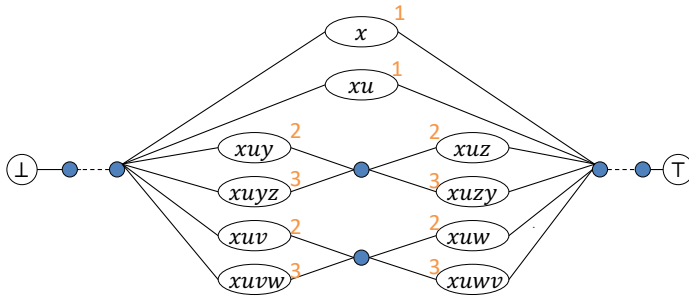


Fig. 18. Example 23 corrected: Nested RP-ordering that treats each subtree $\{y, z\}$ and $\{v, w\}$ under $\{x, u\}$ as independent subproblem.

E DETAILS FOR Section 6: PTIME ALGORITHMS

E.1 Factorization Flow Graphs with Nested Running-Prefix Orderings

RP-orderings (Running-Prefix orderings) are possible for any query with a slight modification to the construction. We call the modified flow graphs “nested” and their orders “nested RP-orderings.” We show an example before we formalize.

EXAMPLE 23 (6-CYCLE). Consider the 6-cycle query with endpoints shown in Fig. 19 and the subset $\{v_1, v_2, v_3, v_4\}$ of mveo of this query shown in Fig. 16. Notice that there is no ordering for these 4 VEOs to allow the running prefix property. For example, if the prefixes of y, z , and v satisfy the property, then we cannot have the prefix of w adjacent as well in a linear ordering. Figure 17 shows a partial

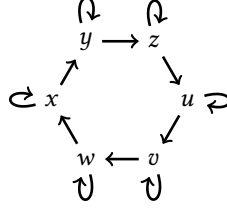


Fig. 19. **Example 23:** 6-cycle query with endpoints $Q_{6WE}^\circ := A(x), R(x, y), B(y), S(y, z), C(z), T(z, u), D(u), U(u, v), E(v), V(v, w), F(w), W(w, x)$.

factorization flow graph focused on these four VEOs in an arbitrary ordering. Notice that the nodes such as $x \leftarrow u \leftarrow w$ may be selected even if their corresponding plans are not used.

Our modification to generate an RP-Ordering relies on the observation that the two children of node a in the VEO may be independently chosen. The left sub-child may be $y \leftarrow z$ or $z \leftarrow y$ and the right sub-child can independently be $v \leftarrow w$ or $w \leftarrow v$. We encode these independent decisions as parallel paths and write the nested ordering as $\Omega = [x \leftarrow u \leftarrow ((z \leftarrow y, y \leftarrow z) \times (v \leftarrow w, w \leftarrow v))]$. In the new flow graph Fig. 18, each independent decision is a parallel path in the flow graph. Thus, the choice of $xuyz$ vs. $xuzy$ is independent of choosing $xuow$ vs. $xuwo$. More formally, $\{v_1, v_2, v_3, v_4\}$ are all nestable with each other. Thus, we can build a nested ordering where any pair of these are uncomparable. Figure 18 shows the factorization flow graph for Ω .

E.1.1 Proof Theorem 6.2 We prove that for any query Q , there is a linear order Ω on its minimal VEOs $\text{mveo}(Q)$ such that it satisfies the RP property:

THEOREM 6.2 (RUNNING PREFIXES (RP) PROPERTY). *For any query, there is a simple or nested ordering Ω that satisfies the RP Property.*

PROOF THEOREM 6.2. We prove the theorem by outlining a method of construction of Ω and showing that this Ω is guaranteed to satisfy the RP property.

To construct an RP-Ordering Ω we first group the mveo by their root variable r . Since the root variables are present in any prefix we know that no two VEOs in different groups can share prefixes. Thus arranging the roots in a pre-determined order e.g. a lexicographical order can lead to no violation of the Running Prefixes property. Within a group of VEOs with root r , we must again decide the ordering. If r disconnects the query incidence matrix, it will have as many children in the VEOs as the number of disconnected components. Since r is a min-cut of the query matrix, there will be no node that is shared by its children and the ordering of each component can be decided independently. With these new groups of independent prefixes, we again look to order them using the predetermined order, splitting into nested paths when necessary. Hence, we obtain a nested RP-Ordering Ω for any Q . \square

E.1.2 A Flow Graph With Leakage The factorization flow graphs are an approximation and can have leakage i.e. if no minimal factorization forms a min-cut of the flow graph.

EXAMPLE 24 (LEAKAGE IN Q^Δ FLOW GRAPH). *Consider a set of 4 witnesses $W = \{r_0s_0t_0, r_1s_1t_0, r_2s_1t_1, r_2s_2t_2\}$ for Q^Δ . It has 3 minimal VEOs: $\text{mveo}(Q^\Delta) = \{v_1 = xy \leftarrow z, v_2 = yz \leftarrow x, v_3 = zx \leftarrow y\}$. Notice that any permutation of the mveo is RP. We arrange the query plan variables in order $\Omega = [v_1, v_2, v_3]$ to construct Fig. 20. The min-cut of the graph is 11. However, the minimal factorization of W $t_0(r_0s_0 \vee r_1s_1) \vee r_2(s_1t_1 \vee s_2t_2)$ has length 10 (corresponding to the nodes in blue). However, this*

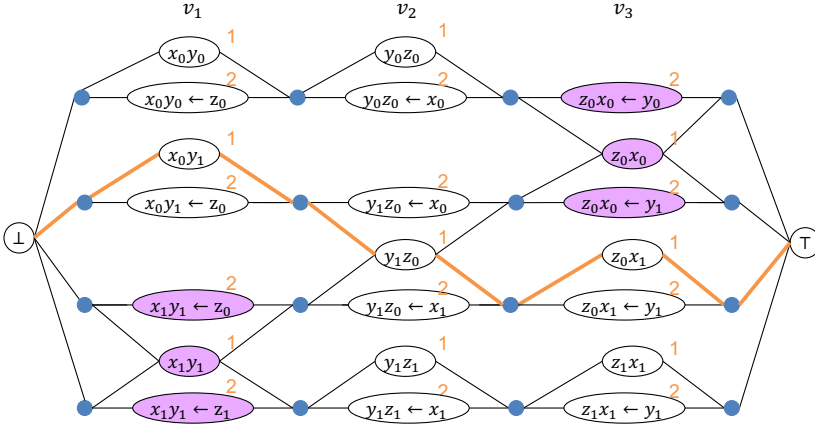


Fig. 20. **Example 24:** A flow graph with leakage for the query Q^A .

factorization does not cut the graph because the graph encodes an additional spurious constraint (shown as a red path) that enforces $x_0y_1 + y_1z_0 + z_0x_1 \geq 1$ which need not be true.

E.2 Details for Section 6.2: LP relaxation

E.2.1 Details on the Approximation Bound provided by the LP rounding algorithm This section details the LP rounding algorithm (Algorithm 3) and shows a proof of its guaranteed mveo bound. We also show an example comparing it to the natural upper bound of the DNF.

Algorithm 3: LP rounding Algorithm

Input: List of witnesses W under query Q

Result: A factorization for the instance

/ Solving a LP: */*

1 Construct the required an ILP for $\text{minFACT}(Q)$ over witnesses W

2 Solve an LP relaxation of the problem by treating all decision variables as continuous- i.e. allowing values $[0,1]$ instead of $\{0,1\}$.

/ LP rounding: */*

3 Set the value of all prefixes variables to 0.

4 **for** $\forall \mathbf{w} \in W$ **do**

5 qp = the query plan variable of \mathbf{w} with the highest value (break ties arbitrarily)

6 Set value of $qp = 1$

7 Set all other query plan variables of \mathbf{w} to 0

8 **for** \forall query plan variables with value = 1 **do**

9 Set all their prefix variables to 1.

The bound provided by Algorithm 3 is the number of minimal query plans, which may be exponential in query size. However, we argue that this simple algorithm provides a useful bound. Let us compare it to the trivial upper bound provided by the DNF provenance. Consider an arbitrary k -chain with intermediates query $:- R_1(x_1, z_1, x_2), R_2(x_2, z_2, x_3), \dots, R_k(x_k, z_k, x_{k+1})$. Assume that all variables have the same domain d . A read-once factorization would have $k * d$ literals, while the DNF could have upto d^k literals, with a worst-case approximation of d^{k-1}/k . On the other hand,

the number of minimal query plans for a k -chain query are given by the Catalan numbers¹⁶ [32]. The approximation bound does not depend on domain size and gets better in comparison to the DNF as domain size is increased. However, even for a small domain size of 10, all chains up to at least $k=30$ have a better approximation bound with the LP rounding.

THEOREM 6.4. *The described rounding scheme gives a PTIME, $|mveo|$ -factor approximation for minFACT.*

PROOF THEOREM 6.4. Since for each witness, a valid query plan as well as all associated prefixes are chosen, we see that the approximation algorithm returns a valid factorization.

We see that each query plan is multiplied by at most $|mveo|$ the value it had in the LP. A prefix is chosen only if the associated query plan has a value of at least $1/|mveo|$ in the LP. Due to prefix constraints, any chosen prefix too must have had to have a value of at least $1/|mveo|$ in the LP. Thus all variables are multiplied by at most $|mveo|$ and we can guarantee the algorithm is an $|mveo|$ -factor approximation. \square

E.2.2 Proof of Lemma 6.5

LEMMA 6.5. *If all database instances can be solved exactly by the MFMC-based algorithm for a given query Q (i.e. for each database instance there exists an ordering that generates a leakage-free graph), then the LP relaxation of minFACT always has the same objective as the original ILP.*

PROOF LEMMA 6.5. We prove that, for such a query, the LP relaxation of the minFACT_ILP always gives the correct value. Concretely, we show that the solution of the LP is the same as that of the MFMC-based algorithm in any leakage-free ordering in Appendix G.2.1.

First, we notice that the LP relaxation can only provide a lower bound for minFACT, while we have the assurance that the MFMC-based algorithm computes the exact minFACT value.

Next, we show that any solution obtained by the LP must satisfy the MFMC algorithm in a leakage-free ordering. We know that the LP solution must satisfy the query plan and prefix constraints, and thus the corresponding paths are cut in the factorization flow graph. The only remaining paths can only be leakage paths. However, since we assumed this to be a leakage-free ordering, any additional leakage paths are guaranteed not to increase the value of the min-cut. Thus, due to the leakage-free nature, we need only check that the paths corresponding to query plan paths and prefix paths are cut for a valid cut. In other words, a solution that cuts all query plan and prefix paths must have an equivalent solution that cuts all paths. Thus there is no path (or “constraint”) that is not cut (i.e. not satisfied) by the LP solution, and the LP solution can be represented as a cut of the graph.

Since we have shown that the LP solution is both no greater than and no smaller than the min-cut solution, we have also shown that they are identical (in the presence of a leakage-free ordering). \square

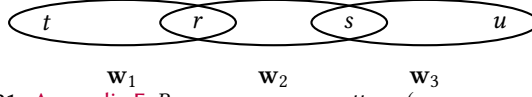
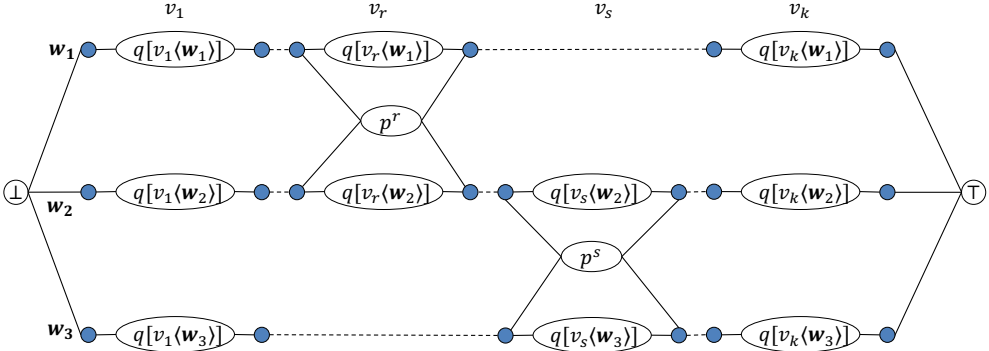
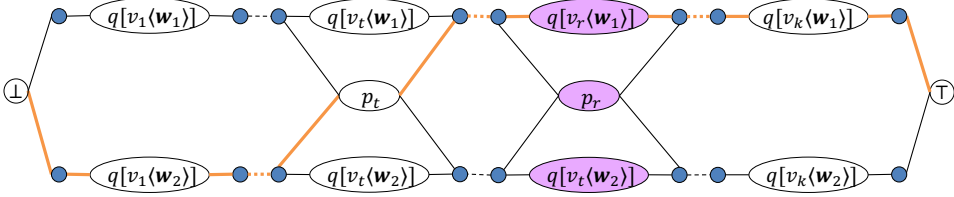
F PROOFS FOR Section 7: READ-ONCE FORMULAS

Details on read-once instances. A formula is read-once if it does not contain any repeated variables. Read-once provenance formulas are characterized by the absence of a P_4 [15] co-occurrence pattern, which is a pattern $(w_1 - r - w_2 - s - w_3)$ where a witness w_2 shares tuple r with w_1 , and shares tuple s with w_3 , however, w_1 and w_3 do not share r nor s (Fig. 21).¹⁷ We prove that for any read-once formula for any query the F under any RP-Ordering does not have leakage.

THEOREM 7.1 (READ-ONCE). *minFACT can be found in PTIME by (a) the MFMC based algorithm, and (b) the LP relaxation, for any query and database instance that permits a read-once factorization.*

¹⁶OEIS sequence A000108

¹⁷ P_4 patterns are alternatively defined based on the 4 variables that form a path like $(t - r - s - u)$ in Fig. 21. The second property of “normality” [15, Sect. 10] is always fulfilled by partitioned expressions such as the provenance for sj-free queries.

Fig. 21. Appendix F: P_4 co-occurrence pattern ($w_1 - r - w_2 - s - w_3$).Fig. 22. Proof **Theorem 7.1**: $P_4(w_1 - p_r - w_2 - p_s - w_3)$ in factorization flow graph.Fig. 23. Proof **Theorem 7.1**: Impossibility of leakage in read-once Instances (Case 2).

We first prove **Theorem 7.1(a)** and then **Theorem 7.1(b)**.

PROOF THEOREM 7.1(A). Consider any RP or nested RP-Ordering Ω . Notice that the factorization flow graph F represents a database with a P_4 if and only if we have three witnesses connected as shown in **Fig. 22**.

Let us next assume that we have no P_4 , yet have leakage in F involving w_1 and w_2 . For this to be true, w_1 and w_2 must share a node t that is not chosen in the minimal factorization. It is usually not beneficial to choose a node that belongs exclusively to w_1 or w_2 over a shared prefix t .

Thus, a shared prefix t is *not* chosen only if there is some other prefix that is shared between witnesses. Then there are exactly two possibilities: either this additional shared prefix is 1) shared with one of w_1 or w_2 , or 2) shared with both w_1 and w_2 . We explore both these cases:

- (1) One of the witnesses shares a different prefix with a different witness w_3 . This scenario describes a P_4 , and hence is not possible in a read-once instance.
- (2) The two witnesses w_1 and w_2 share a different node r as well, and that node is chosen for the minimal factorization. W.l.o.g, consider that the chosen VEO v_r lies to the right of shared v_t node under the ordering Ω (**Fig. 23**). Any leakage path that passes through v_t must pass through v_r or a prefix of v_r as well. Since these nodes must be selected, the path cannot "leak".

Thus, we can never have a leakage path for any read-once instance and the factorization flow graph returns the minimal factorization. In more general terms, our flow graph also correctly

identifies the minimal factorization of all known tractable cases of exact probabilistic inference (see Fig. 35) \square

PROOF THEOREM 7.1.(B). We show that the LP relaxation of the minFACT ILP is always correct for read-once instances by showing that the solution of the LP is the same as that of the MFMC-based algorithm (which we proved is correct in Theorem 7.1). First, we see that any solution obtained by the MFMC-based algorithm is a valid solution for the LP. Since each path in the factorization flow graph is cut, any solution fulfills all the query plan as well as prefix constraints, thus becoming a valid solution for the LP and thus an upper bound for the optimal LP solution.

We can next see that the reverse is also true, that a valid LP solution also is a cut for the factorization flow graph. We showed in Theorem 7.1 that a read-once instance has no leakage path, therefore each path of the flow graph corresponds exactly to a constraint in the LP. Since the flow graph imposes no additional constraints (“paths”), there is no constraint (“path”) that is not satisfied (not cut) by the LP solution.

Hence, since valid LP solutions and valid min-cuts have an equivalence for read-once instances, the Linear Program is guaranteed to find the read-once factorization as well. \square

G PROOFS FOR Section 8: TRACTABLE CASES

G.1 All queries with ≤ 2 minimal query plans

THEOREM 8.1 (2-MQP QUERIES). minFACT can be found in PTIME for any query with max 2 minimal VEOs by (a) the MFMC based algorithm, and (b) the LP relaxation.

We first prove Theorem 8.1.(a) and then Theorem 8.1.(b). Theorem 8.1.(b) alternatively follows from Lemma 6.5 given Theorem 8.1.(a).

PROOF THEOREM 8.1.(A). Consider an arbitrary query Q with $mveo = \{v_1, v_2\}$. There are two possible orderings of QP . We can trivially see they are both Running-Prefixes ordering since both query nodes either share prefixes or do not. For there to be leakage in the flow graph, there must be a path that connects two cut nodes that are not associated with the same witness. Since the query has two minimal plans, every path from source to target passes through at most two cut nodes. The two nodes in the path are connected if and only if they are associated with a common witness. Thus, no leakage is possible in this graph.

Since the flow graph for any query with $mveo$ of size 2 always has an RP ordering and can never have leakage, our algorithm is guaranteed to always return the minimal factorization. \square

PROOF THEOREM 8.1.(B). If a query has 2 min-VEOs, we first show that if it has “equal roots” then the constraint matrix for the ILP generated by this query is Totally Unimodular, and then show how this applies to any query with 2 minimal plans.

Definition G.1 (VEO roots). The root of a VEO is the set of variables in the VEO that are projected away last in the corresponding query plan.

Notice that the roots of two VEO are considered equal if and only if the sets are identical.

EXAMPLE 25 (VEO ROOTS). The VEOs $x \leftarrow y \leftarrow z$ and $x \leftarrow z \leftarrow y$ have equal root $\{x\}$, while $xy \leftarrow z$ and $xz \leftarrow y$ do not.

PROPOSITION G.2 (TU OF TWO-PLAN QUERIES). Let Q be a query with precisely two minimal query plans $\{v_1, v_2\} = mveo(Q)$ where v_1 and v_2 have unequal roots. Let C be the constraint matrix of an ILP to find the minimal factorization of any instance with Q constructed as defined in (3). Then C is a Totally Unimodular (TU) matrix.

PROOF PROPOSITION G.2. The following **Lemma G.3** describes a set of sufficient conditions for Total Unimodularity. We show that C^T meets all conditions. Since the transpose of a TU matrix is also TU, we hence prove that C is a TU matrix as well.

LEMMA G.3 (TOTAL UNIMODULARITY [43]). *Let A be an m by n matrix whose rows can be partitioned into two disjoint sets B and C , with the following properties:*

- (1) every entry in A is 0, +1, or -1
- (2) every column of A contains at most two non-zero entries;
- (3) if two non-zero entries in a column of A have the same sign, then the row of one is in B , and the other in C
- (4) if two non-zero entries in a column of A have opposite signs, then the rows of both are in B , or both in C .

Then every minor determinant of A is 0, +1, or -1 i.e. A is a totally unimodular matrix.

Each column in C^T represents an ILP constraint and each row represents a decision variable.

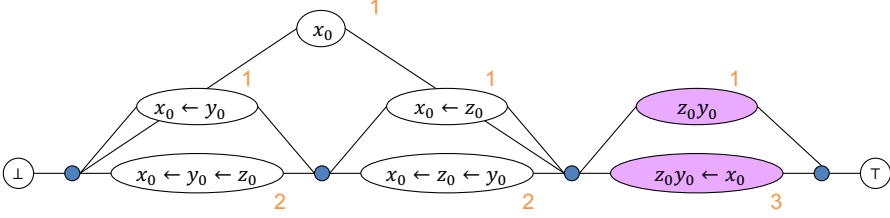
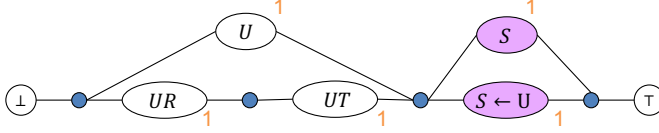
Condition 1: Recall the query plan constraint, projection constraint, and integrity constraints. For any variable and any constraint, the coefficient is 1 if the variable is on the LHS of the constraint, -1 if it is on the RHS, and 0 if it does not participate in the constraint. The coefficient cannot be any other value.

Condition 2: The query plan constraint enforces a relationship between the variables of each min-VEO. In the case of queries with 2 plans, this constraint involves 2 variables. The project constraints always enforce a relationship between 2 variables- i.e. a query plan instance and a variable-prefix instance, while the integrity constraint always involves a single variable. Hence, there are never more than 2 non-zero coefficients in a single constraint (and hence, a column of C^T).

Condition 3: The only type of constraint that has two coefficients of the same non-zero value is the query plan constraint. Each constraint involves a variable for VEO v_1 , and another for VEO v_2 . We assign all variables corresponding to v_1 to set B and those corresponding to v_2 to set C to satisfy this property.

Condition 4: The only type of constraint that has two coefficients of the different non-zero values is the projection constraint. The constraint involves a query variable and a projection variable. To satisfy condition 3 we have already assigned the query variable to either set B or C . We now assign the projection variable to the same set to which the query variable is assigned. A projection variable is constrained to a query variable if and only if the projection variable has the same table-prefix instances as the query variable. Since v_1 and v_2 have different roots, no projection variable can be constrained to both the query variables. Hence, every variable is assigned to only one of the two sets, and we fulfill all required properties. \square

We can now use the proven-PTIME case for 2 VEOs with unequal roots to also solve the case where the roots are equal. For query Q with min-VEOs v_1, v_2 such that they have equal roots, we first check which tables have the same table-prefix in both the VEOs. The tuples from these tables can be minimally factorized only in a pre-ordained since they have a single table-prefix. We separately pre-compute the length due to tuples from these tables and remove these table-prefixes from the set PVF . After this simplification, no table-prefix will be associated with both VEOs. We can now satisfy Condition 4 by dividing projection variables like in the unequal-root case. Recall that condition 4 was the only condition where we required the unequal roots property. Thus, we prove that the simplified matrix is TU, and we can obtain PTIME solutions for all queries with 2 minimal query plans. \square

Fig. 24. Q_U^Δ graph for a single witnessFig. 25. Simplified Q_U^Δ graph for a single witness

G.2 Two queries with ≥ 3 minimal query plans

G.2.1 Triangle-unary Q_U^Δ is easy We next prove that minFACT for a query that we call “Triangle Unary” $Q_U^\Delta := U(x), R(x, y), S(y, z), T(z, x)$ is in PTIME. This is surprising since the query has 3 minimal VEOs $\text{mveo} = \{x \leftarrow y \leftarrow z, x \leftarrow z \leftarrow y, yz \leftarrow x\}$ and appears very similar to the triangle query $Q_\Delta := R(x, y), S(y, z), T(z, x)$ which also has 3 minimal VEOs $\text{mveo} = \{xy \leftarrow z, xz \leftarrow y, yz \leftarrow x\}$. Both queries are illustrated in Fig. 8. However Q_Δ contains a triad, which proves $\text{FACT}(Q)$ to be NP-C, whereas Q_U^Δ does not have a triad (neither $R(x, y)$ nor $T(z, x)$ are independent due to the relation $U(x)$). Furthermore, the constraint matrix of the Q_U^Δ ’s ILP is *not guaranteed to be Totally Unimodular (TU)*, thus our prior TU argument cannot be used anymore for it to be in PTIME. Then we can use Lemma 6.5 to show that the LP relaxation is always easy as well.

THEOREM 8.2 (Q_U^Δ IS EASY). $\text{minFACT}(Q_U^\Delta, D)$ can be found in PTIME for any database D by (a) the MFMC based algorithm, and (b) the LP relaxation.

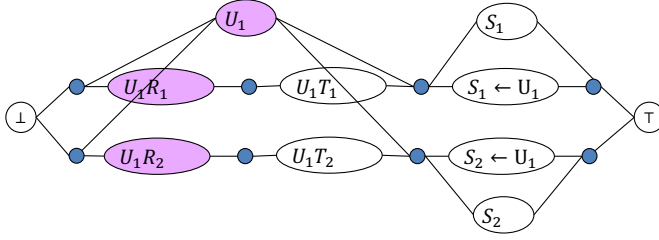
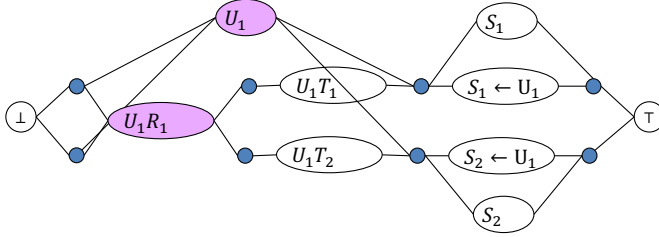
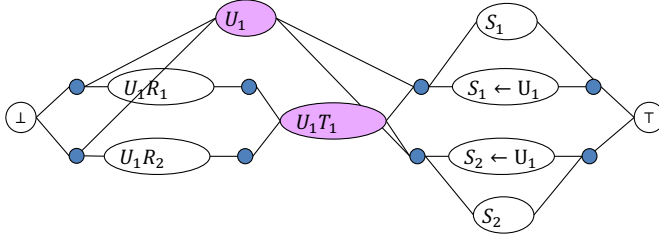
THEOREM 8.2.(A). Fig. 24 shows the flow graph for a single witness under order $\Omega = [x \leftarrow y \leftarrow z, x \leftarrow z \leftarrow x, yz \leftarrow x]$. However, this proof can be applied to any Ω of $\text{mveo}(Q_U^\Delta)$ that satisfies the Running Prefix property. Notice that no matter what mveo is chosen, a weight of at least 2 is assigned to the full witness. We can preprocess the length due to these nodes as $2 * |W|$ and remove the nodes that correspond to the full witness from the graph. In addition, we rename the mveo to names based on the tables that distinguish them i.e. Ω can now be represented as $UR, UT, S \leftarrow U$. The optimized graph for a single witness is shown in Fig. 25. Since all the weights are = 1, we leave out the weights in subsequent figures.

We see from the graph that Ω is a Running-Prefixes Ordering, as the only shared prefix U , is shared between adjacent nodes.

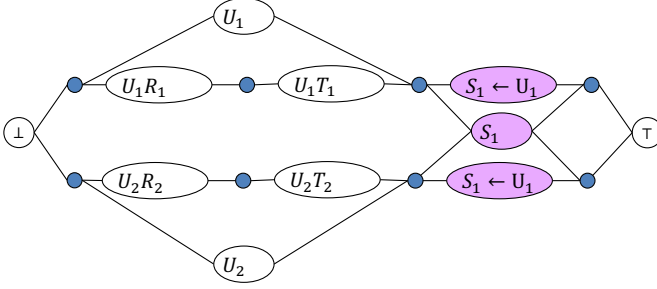
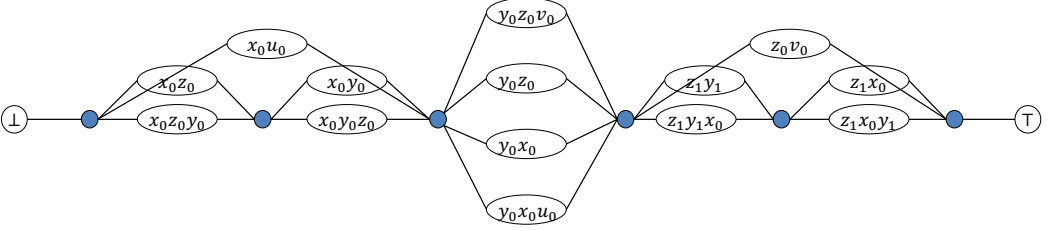
We now show that $F(Q, \Omega)$ is leakage-free for any W . A leakage path must involve at least two witnesses since a path with nodes from one witness only will be cut in any minimal factorization. Let w_1 and w_2 be two witnesses whose nodes lie on the leakage path.

We divide the proof into 7 parts based on the relationship between w_1 and w_2 . If w_1 and w_2 share:

- (1) *No common variable values:* There will be no common nodes between the two witnesses, and leakage is not possible.

Fig. 26. Q_U^Δ instance, with shared x (Case 3)Fig. 27. Q_U^Δ instance, with shared xy (Case 4)Fig. 28. Q_U^Δ instance, with shared xz (Case 5)

- (2) *Only y or z values*: There are still no common nodes between the two witnesses (since there are no y or z nodes), and hence leakage is not possible.
- (3) *Only x values*: In this case (Fig. 26), the U node is shared. For the shared node to be on the leakage path, it is not selected in a minimal factorization - thus the witnesses may not choose any UR or UT plans \rightarrow thus the witnesses must choose the $S \leftarrow U$ plans. Since all paths through U pass through S or $S \leftarrow U$ nodes, leakage is not possible.
- (4) *x and y values*: In this case (Fig. 27), we can see that since the shared node UR is at the side of the graph, we see the paths passing through UR must pass through nodes corresponding with the same witness only (either w_1 or w_2). Thus, no leakage is possible.
- (5) *x and z values*: In this case (Fig. 28), a leakage is possible if and only if one witness uses the UR plan while the other uses the $S \leftarrow U$ plan. However, if an R or T tuple is repeated, then the minimal factorization will never use the $S \leftarrow U$ plan, thus preventing the only potential leakage path.
- (6) *y and z values*: This case (Fig. 29), is similar to case 4 - since the shared node S is at the side of the graph, we see that all paths through it pass through nodes corresponding with either only w_1 or only w_2 , thus not allowing leakage.
- (7) *x , y and z values*: This case is not possible under set semantics. □

Fig. 29. Q_U^Δ instance, with shared yz (Case 6)Fig. 30. Flow graph with a single witness of Q_4^∞ under ordering Ω .

We show an RP and leakage-free ordering for Q_U^Δ , hence proving that the algorithm meets conditions for optimality described in [Section 6.1.2](#).

THEOREM 8.2.(B). As we have shown in [Lemma 6.5](#) that the LP relaxation of minFACT is correct when it is solved by the MFMC-based algorithm, this result follows given [Theorem 8.2.\(a\)](#). \square

G.2.2 4Chain query We next consider the Four Chain query $Q_4^\infty := P(u, x), R(x, y), S(y, z), T(z, v)$ and prove that $\text{minFACT}(Q_4^\infty, D) \in \text{PTIME}$. Just like in the previous subsections, we show the PTIME complexity by showing that the MFMC-based algorithm and LP relaxation are optimal.

The query has five minimal VEOs and in the first proof, we show that one RP-ordering is leakage-free and optimal. We then use this factorization flow graph to show that the Linear Program is always correct for any Q_4^∞ instance as well.

THEOREM 8.3 (Q_4^∞ IS EASY). $\text{minFACT}(Q_4^\infty, D)$ can be found in PTIME for any database D by (a) the MFMC based algorithm, and (b) the LP relaxation.

PROOF THEOREM 8.3.(A). Q_4^∞ has 5 minimal VEOs. Let us define an ordering $\Omega = [x \leftarrow (u, y \leftarrow z \leftarrow v), x \leftarrow (u, z \leftarrow (y, v)), y \leftarrow (x \leftarrow u, z \leftarrow v), z \leftarrow (x \leftarrow (u, y), v), z \leftarrow (y \leftarrow x \leftarrow u, v)]$

Notice that there are 2 plans each with x or z as a prefix, 1 plan with y as a prefix, and no plan with u or v as the prefix. Notice as well that in the ordering Ω , the y plan is in the center and the $x \leftarrow z$ and $z \leftarrow x$ plans are at the sides. [Fig. 30](#) shows a single witness under this ordering.

We first check that this ordering has the Running Prefixes Property. This is easily verified from the figure, no projection is parallel to a node it is not a prefix of.

Next, we want to show that no flow graph under this ordering will have leakage. For this, we first prove a lemma that if there is leakage in a flow graph then there exists a leakage path comprised of nodes from just 2 witnesses.

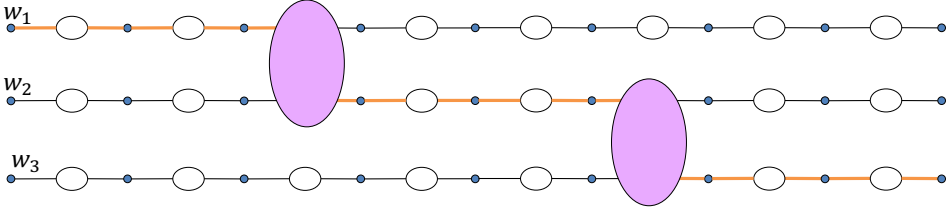


Fig. 31. **Lemma G.4:** Showing that if there is leakage in the graph, there must be two witnesses that can together form a leakage path.

LEMMA G.4. *If there exists leakage in a factorization flow graph F then there must exist two witnesses w_1, w_2 such that if we only consider a graph with cut nodes corresponding to these witnesses then the plans they use any minimal factorization do not cut the graph.*

LEMMA G.4. Assume that the lemma is false and any leakage path in F must traverse through 3 witnesses. We know that for a leakage path to exist, the witnesses must have some shared nodes. Let us the minimal paths needed for such a set of witnesses w_1, w_2, w_3 in Fig. 31. For a leakage path to exist, they must not choose any of the shared computations in the path. W.l.o.g., assume w_1 chooses a plan to the right of the shared computation. Notice that if w_2 chooses a plan in between the two shared computations then there isn't any more leakage. So the only remaining case is if w_2 chooses a plan to the left of the shared computation with w_3 , in which case there is a leakage path between w_2 and w_3 . \square

Now that we know that if there is leakage, there must be a leakage path between two witnesses, let us assume there is an instance of Q_4^∞ under Ω where witnesses w_1, w_2 have a leakage path.

We do a case-wise analysis to show how this cannot exist, based on the variables that w_1 and w_2 share.

- (1) They share no variables: No leakage is possible
- (2) They share u, x, y, z , or v variables: In this case to the two witnesses share no nodes so no leakage is possible
- (3) They share ux or zv or xz variables: In this case, the two witnesses share a variable - however, the variable is at the sides of the flow graph and hence cannot create a leakage path (there cannot be a crossover in the leakage path from w_1 to w_2)
- (4) They share $uxzv$: In this case, they share multiple nodes, but again, the shared nodes are on the sides.
- (5) They share xy (or yz): In this case, we can see there will be leakage if the w_1 chooses an x plan and w_2 chooses a different z . If the two witnesses share only xy and no other variables, then xy must be a part of at least 4 witnesses because of join dependencies (every u that x is connected to must also connect to z and vice versa). In this case, you would always choose a y plan since y acts as the root of the Cartesian product.

However, if they share other variables along with xy , the argument differs. The choosing of alternate plans could only happen if x and z were both connected to different y as well. In this case, the xy tuple would be repeated at least once, and since they use different prefixes and share tuples, all of the tuples ux, yz, yv would be repeated. Meanwhile, a factorization where they both choose the same plan could only incur additional repeats on one of ux or zv .

Notice that the above cases are exhaustive since they cover all possible prefix node combinations that can be shared between two witnesses. That is, they cover the possibility of two witnesses

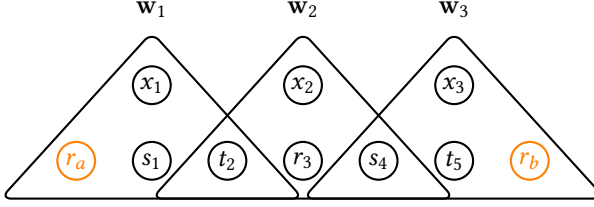


Fig. 32. **Theorem 9.1:** Hardness gadget for a query with triad $\{R, S, T\}$.

sharing nodes ux , xz (equivalently zx , since the variables shared are the same), zv (in Case 3); xy (equivalently yx), yz (equivalently zy), xzy (equivalently xyz), yzv , yxu , zyx (equivalently zxy) (in Case 5). Notice that case 5 also includes when any other additional variables are shared alongside xy or yz . Thus, the above cases suffice to cover all possible prefix node sharing between two witnesses. Note that two witnesses can't share all 5 variables or all prefix nodes, as that would make them the same witness. \square

THEOREM 8.3.(B). As we have shown in [Lemma 6.5](#) that the LP relaxation of minFACT is correct when it is solved by the MFMC-based algorithm, this result follows given [Theorem 8.3.\(a\)](#). \square

H PROOFS FOR [Section 9](#): HARD CASES

H.1 Proof of [Theorem 9.1](#)

THEOREM 9.1 (ACTIVE TRIADS ARE HARD). $\text{FACT}(Q)$ for a query Q with an active triad is NP-C.

We notice that this proof is inspired by a result in [\[28\]](#). It can easily be adapted to also prove the hardness of triads for resilience and is considerably simpler than the original proof in [\[27\]](#). The key idea is that in our proof construction, the chosen roots correspond to the minimum vertex cover, or equivalently, the minimum number of input tuples to cover, in order to remove all witnesses.

PROOF [THEOREM 9.1](#). Let Q be a query with triad $\mathcal{T} = \{R, S, T\}$. We construct a hardness gadget [Fig. 32](#) that can be used to build a reduction from IndSet to any query Q .

The hardness gadget is built with 3 witnesses. We assume that no variable is shared by all three elements of \mathcal{T} (we can ignore any such variable by setting it to a constant). For the first 2 witnesses, only the variables of atom T are equal in both witnesses. Because T is an independent atom, its tuple will be the only common tuple between w_1 and w_2 . The nodes x_1, x_2, x_3 represent all the tuples of tables that are not part of the triad \mathcal{T} . Hence any query with a triad can create an instance of this gadget.

We see that the gadget has 2 minimal factorizations: $r_a s_1 t_2 x_1 \vee s_4 (r_3 t_2 x_2 \vee t_5 x_3 r_b)$ or as $t_2 (r_a s_1 x_1 \vee r_3 s_4 x_2) \vee r_b t_5 s_4 x_3$, both of which incur a penalty of 1 and use one of r_a or r_b as root. We can represent these factorizations with gadget orientations, such that each gadget is oriented from the root of the factorization to the sink. Either of these factorizations must repeat some variable (thus have at least a penalty of 1), for t_2 or s_4 respectively. Since r_a and r_b may be connected to the other edges of the graph as well, they may incur further penalties if they are not root nodes in more than one factorization term.

To prove the problem is NP-C, we reduce the Independent Set (IS) problem to $\text{FACT}(Q)$. An independent set (IndSet) of an undirected Graph $G(V, E)$ is a subset of vertices $V' \subseteq V$, such that no two vertices in V' are adjacent. The IndSet problem asks, for a given graph G and a positive integer $k \leq |V|$, whether G contains an independent set V' having $|V'| \geq k$, which we write as

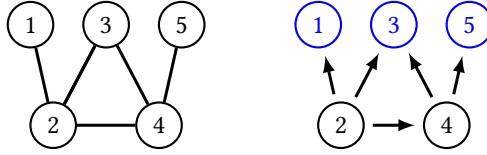


Fig. 33. **Theorem 9.1:** Example graph with an independent set $\{1, 3, 5\}$. By orienting all edge directions towards the independent sets (and thus making them sink nodes), we achieve a factorization with penalty $2|E| - 3 = 7$. The penalties at endpoints 3 and 4 are 1, elsewhere 0. Additionally, each of the 5 edges is encoded with the path gadget and has an internal penalty of 1 each.

$(G, k) \in \text{IndSet}$.

$$\text{IndSet} \leq \text{FACT}(Q_3^*)$$

PROPOSITION H.1. *D has a factorization with a penalty $2|E| - k$ if G has an independent set of size k .*

PROOF PROPOSITION H.1. If G has an independent set of size k then a factorization can be constructed corresponding to an edge orientation that points all edges towards nodes in the independent set. A minimum penalty of $|E|$ is guaranteed to be incurred as there is a penalty either on t_3 or s_5 for every gadget. What we need to reason about is the additional penalties that are incurred by the nodes at the end of the gadget. For every node, it is counted in the factorization only once as root, and as many times as a non-root as it has incoming edges. If a node ever acts as a root, then its penalty is equal to the number of incoming edges, however, if it is never a root, then the penalty is the number of incoming edges -1 . We construct an edge orientation such that any member of a maximum independent set never acts as the root, as shown in Fig. 33. This construction is always possible since no members of the independent set are connected. The total factorization penalty then is the total incoming edges over all nodes - the size of the independent set. Since all $|E|$ edges are an incoming edge for some node, the penalty due to k nodes is then $|E| - k$. The total penalty is hence $|E| + |E| - k$ or $2|E| - k$. \square

PROPOSITION H.2. *If G has no independent set of k then D cannot have a factorization with penalty $2|E| - k$.*

PROOF PROPOSITION H.2. For D to have a factorization with penalty $2|E| - k$ there would have to be k gadgets with penalty exactly equal to 1 thus implying the presence of k sink nodes. Since k sink nodes form an independent set of size k , D cannot have a factorization with penalty $2|E| - k$. \square

Propositions H.1 and **H.2** together finish the reduction. \square

H.2 Proof of Theorem 9.2

THEOREM 9.2 (CO-DEACTIVATED TRIADS ARE HARD). $\text{FACT}(Q)$ for a query Q with a co-deactivated triad is NP-C.

A slight modification of the gadget from Theorem 9.1 can be used to show that this class of queries is hard for minFACT , although it is easy for RES.

PROOF THEOREM 9.2. We construct a hardness gadget Fig. 34 that can be used to build a reduction from IndSet. The hardness gadget is built with 3 witnesses. It is essentially the same hardness as Theorem 9.1, with the addition of a table that dominates all tables in the co-deactivated triad $A(w)$. We keep the value of the variable w fixed to w_1 in all gadgets. Then w_1 must be the root in

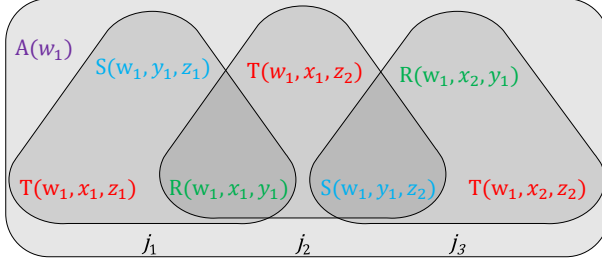


Fig. 34. Appendix H.2: Hardness gadget for Q_{cod}^{Δ}

the minFACT , and the endpoints now denote the root of a factorization assuming $A(w_1)$ has been factored out. We see that the endpoints $T(w, x, z)$ are independent of all other tables in the gadgets excluding $A(w)$. Since only a single $A(w)$ tuple will be used through all the partitions, joining these gadgets will not lead to any unexpected witnesses.

We see that the gadget has 2 minimal factorizations: both of which incur a penalty of 1 and use one of $T(w_1, x_1, z_1)$ or $T(w_1, x_2, z_2)$ as root. We can use these factorizations as graph orientations as in [Theorem 9.1](#) and the rest of the reduction is identical. \square

I APPLICATION: A COMPLETE APPROACH FOR APPROXIMATE PROBABILISTIC INFERENCE

Definition I.1 (Probabilistic query evaluation). Given a Boolean query Q , a database D , and a function p that assigns an independent probability to each tuple. Probabilistic query evaluation $\text{PROB}(Q, D, p)$ computes the marginal probability $\mathbb{P}[Q, D, p]$ (i.e., the probability that Q evaluates to true in a randomly chosen world).

An important contribution of the database community to probabilistic inference has been the identification of tractable queries and database instances that allow exact evaluation in PTIME. Approaches towards identifying tractable cases are either at the query level (thus only look at the query and ignore the database [18, 19]) or at the data-level i.e. from the actual provenance polynomial [64, 66]. A practical concern with approaches that focus on tractable cases is that they provide only “*partial*” solutions; they offer none for the non-tractable cases which then need separate approximate methods, usually based on Monte Carlo approximations [7, 18, 61] or anytime approximation schemes based on branch-and-bound provenance decomposition methods [24–26, 55]. A different line of work is “*complete*” in that it can answer all queries, but it is query-centric [31, 32] and thus *unnecessarily approximates* cases that would allow an exact PTIME solution if one looked at the concrete database instance. Interestingly, a solution to the “minimal provenance factorization” problem combines the best of both worlds ([Fig. 35](#)): a *complete approach that includes all known tractable cases for exact inference as special cases*. We illustrate this in [Example 26](#).

EXAMPLE 26 (PROVENANCE). Consider again the Boolean 2-star query $Q_2^* := R(x), S(x, y), T(y)$ over the database in [Fig. 2](#) (ignore tuple s_{13} for now) as in [Example 1](#). Each tuple is annotated with a Boolean variable r_1, r_2, \dots , representing the independent event that the tuple is present in the database. The provenance φ is the Boolean expression that states which tuples need to be present for Q_2^* to be true:

$$\varphi = r_1 s_{11} t_1 \vee r_1 s_{12} t_2 \vee r_2 s_{23} t_3 \vee r_3 s_{33} t_3 \quad (4)$$

	Query-level	Data-level
Partial solution	[18]: dichotomy that has a PTIME solution iff the query is hierarchical	[64, 66]: PTIME solution iff the provenance polynomial is read-once (which includes [18] as special case)
Complete solution	[32]: PTIME approximation for any query (recovers the PTIME cases of [18], but approximates some cases of [64])	this paper: finding the minimum factorization includes all other three solutions [18, 32, 64] as special cases

Fig. 35. Connection of the problem formulation and solutions in this paper with prior results on exact or approximate solutions for probabilistic evaluation of sj-free conjunctive queries.

Here, the color blue indicates tuple variables that are repeated in the expression. Evaluating the probability of Q_2^* is #P-hard according to the dichotomy by Dalvi and Suciu for SJ-free CQs [18]. This means that for database instances of increasing sizes, the evaluation becomes infeasible, in general. However, the dichotomy does not take the actual database into account, and Roy et al. [64] and Sen et al. [66] later independently proposed a PTIME solution for particular database instances (including the one from this example) that allowed a read-once factorization. This is a factorized representation of the provenance polynomial in which every variable occurs once, and which can be found in PTIME in the size of the database:

$$\varphi' = r_1(s_{11}t_1 \vee s_{12}t_2) \vee (r_2s_{23} \vee r_3s_{33})t_3$$

Another approach called query dissociation [32] can evaluate it only approximately with an upper bound that is calculated with a “probabilistic query plan”

$$P = \pi_{-x}^p \bowtie^p [R(x), \pi_{-y}^p \bowtie^p [S(x, y), T(y)]] \quad (5)$$

where the probabilistic join operator $\bowtie^p[\dots]$ in prefix notation and the probabilistic project-away operator with duplicate elimination π^p compute the probability assuming that their input probabilities are independent [29]. This approach intuitively leads to a read-once upper-bound expression in which formerly repeated variables are now replaced by fresh copies (indicated by the new indices):

$$\varphi'' = r_1(s_{11}t_1 \vee s_{12}t_2) \vee r_2s_{23}t'_{3,1} \vee r_3s_{33}t'_{3,2} \quad (6)$$

The exact approaches listed above are important milestones as they delineate which cases can be calculated efficiently or not. However, an important problem is that even the data-level approaches [64, 66] are only “partial”, i.e. when we make a minor modification to the database, they do not work anymore, as illustrated next.

EXAMPLE 27 (CONTINUED). Consider again adding one tuple s_{13} to the database as in *Example 2*: it is shown as a red dashed line in the join graph of *Fig. 2*. After this addition, the exact approaches based on query level [18] or on instance read-once formulas [64] do not work anymore.

An approach based on query dissociation with minimal query plans [32] would choose one of two query-level factorizations with either all tuples from R or all tuples from T as “root variables.” The solution with R ’s as root is:

$$\phi = r_1(s_{11}t_1 \vee s_{12}t_2 \vee s_{13}t_3) \vee r_2(s_{23}t_3) \vee r_3(s_{33}t_3)$$

This would lead to variable t_3 being repeated 3 times and expression size 13. Similarly, approaches based on Shannon expansion [55] need to start from such a factorization before repeatedly applying the expansion until arriving at a read-once expression.

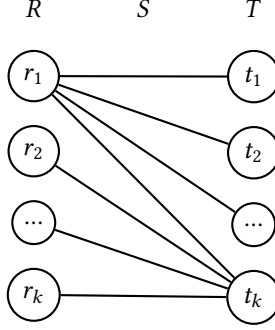


Fig. 36. **Appendix I.1:** Parameterized database instance for evaluating probabilistic inference with $2k$ probabilistic variables.

However, there is an optimal factorization that repeats one variable only 2 times and has a total size of 12. Importantly, this factorization needs to use different root variables for different witnesses:

$$\phi' = r_1(s_{11}t_1 \vee s_{12}t_2 \vee s_{13}t_3) \vee (r_2s_{23} \vee r_3s_{33})t_3$$

Our idea is to try to come as close as possible to a read-once factorization in the general case by using dissociation-based bounds with the fewest number of repeated variables necessary. This achieves a complete solution (covering all queries and database instances). The problem is related to various topics in databases and is best understood in the modern formulation of provenance semirings [37, 38]. A minimal factorization can also be used as input to anytime or exact algorithms relying on repeated application of Shannon expansion [25]. Our problem generalizes the problem of determining whether a propositional formula is read-once to that of finding an expression of minimal size.

EXAMPLE 28 (EXAMPLE 26 CONTINUED). Consider the following plan

$$P' = \pi_{x,y}^p \bowtie^p [R(x), S(x, y), T(y)] \quad (7)$$

It corresponds to a query dissociation $\Delta' = (\{y\}, \emptyset, \{x\})$ whereas the plan shown in (5) corresponds to a dissociation $\Delta = (\emptyset, \emptyset, \{x\})$. Thus, $\Delta \leq \Delta'$ and we know from **Theorem 4.7** that $\text{len}(\varphi(P^\Delta)) \leq \text{len}(\varphi(P^{\Delta'}))$ over any database. Let's verify for the case of the database in **Fig. 2** without the red tuple. $\varphi(P^\Delta)$ corresponds to (6) with length 11 whereas $\varphi(P^{\Delta'})$ corresponds to (4) with length 12.

1.1 A Proof-of-Concept for Improving Probabilistic Inference

Setup. With **Fig. 37**, we next generalize our setup from **Fig. 2b**: We again consider a database of format where one of the r tuples is connected to all t tuples, and vice versa (**Fig. 36**). But instead of 3 tuples, we now have k tuples in tables R and T , respectively (and $2k - 1$ in S). We consider the query Q_3^∞ , which has 2 minimal query plans, and allow the R and T tables to take on probabilistic values (whereas tuples in S are deterministic, i.e. have probabilities 1). We investigate if the minimal factorization indeed leads to better probabilistic bounds as k increases.

Methods. Exact probabilistic inference is hard for this case, and we use Shannon expansion to obtain the exact probabilities as a baseline. As comparison, we use the minimal factorization of this expression (which is not read-once) and the expression obtained by evaluating the database under a single dissociated query plan.

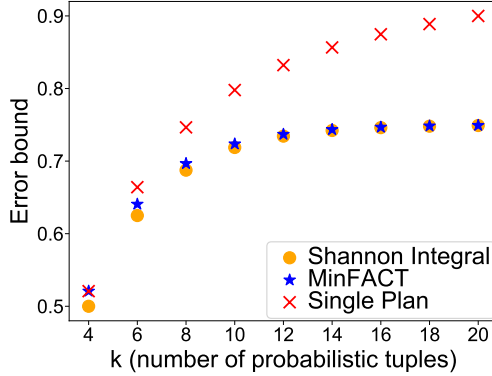


Fig. 37. Appendix I.1: Expected value of exact and approximate probabilistic inference comparison for an increasing number of tuples (x-axis is k).

Evaluation. For all three expressions, we calculate the expected probability assuming that each of the $2k$ tuples can take on a probability independently sampled from a uniform random probability in $[0, 1]$. To calculate that expected value, we integrate over all variables. Thus, for an instance with just $k = 2$ tuples in R and $2 T$, respectively, we perform a quadruple integral. We performed these integrations in Wolfram Mathematica [62] and were only able to scale to 20 repeated integrals.

Results. We plot the integral of the expected probability over the whole space on the y-axis, and the x-axis shows the number k of probabilistic variables. We see that with increasing variables k , minFACT converges to the exact probabilistic inference given by Shannon expansion, while a single plan dissociation gives increasingly worse approximations.

J OPTIMIZATIONS FOR COMPUTING minFACT

We think of minFACT as the problem of assigning VEOs to each witness to optimize len. Each witness chooses between $|mveo|$ VEOs. However, it is not necessary that each must choose from the same set. For some witnesses, some VEOs can be directly eliminated (or pruned) and thus their set of choices for those witnesses is reduced. The pruning is done based on “degree statistics” which summarize information about how many witnesses share a given subset of the domain values of a given witness. This optimization can be thought of as a preprocessing step for both the ILP and the MFMC-based algorithm.

EXAMPLE 29 (VEO PRUNING). Consider query Q_3^* query and a database instance that contains 2 witnesses: $\mathbf{w}_1 = (r_1, s_1, t_1, w_{111})$ and $\mathbf{w}_2 = (r_1, s_2, t_2, w_{122})$ (or $\mathbf{w}_1 = (x_1, y_1, z_1)$ and $\mathbf{w}_2 = (x_1, y_2, z_2)$ in the domain values perspective). The only tuple they have in common is r_1 and the only variable they have in common is x_1 . We say that the degree (or count) of x_1 in \mathbf{w}_1 is 2. We can intuitively see that a minimal factorization would have r_1 as a “root” i.e. would use a VEO in which the x_1 is a prefix.

Degree Statistics. We leverage degree statistics of tuples participating in a witness to filter its potential query plan assignments. Given a witness \mathbf{w} and strict subset of attributes $\{x_1, x_2, \dots, x_k\}$, we define $\text{count}(x_1, x_2, \dots, x_k)$ as the number of witnesses that have the same valuation of these attributes. Each degree statistic can be calculated by a simple group-by and aggregation. We calculate the degree statistics for all sets in the powerset of $\text{var}(Q)$. The number of such statistics is exponential in the size of the query, but polynomial in the data size, and in practice the time to compute all such statistics is small (see experimental figures).

EXAMPLE 30 (EXAMPLE 29 CONTINUED). We compute the degree statistics over the example: w_1 has $c_x = 2, c_y = 1, c_z = 1, c_{xy} = 1, c_{yz} = 1$ and $c_{xz} = 1$. w_2 has the exact same statistics.

Pruning Rule. Given two VEOs v_1 and v_2 with the roots of the trees being composed of the set of variables r_1 and r_2 , we can apply the following rules:

If $\text{count}(r_1) == \text{count}(r_1 + r_2)$ and $\text{count}(r_1) < \text{count}(r_2)$:

Eliminate Plan v_1

Elif $\text{count}(r_2) == \text{count}(r_1 + r_2)$ and $\text{count}(r_2) < \text{count}(r_1)$:

Eliminate Plan v_2

Elif $\text{count}(r_1) == \text{count}(r_2) == \text{count}(r_1 + r_2)$ and

$\text{count}(r_2) = \text{count}(r_1)$:

Assign Equivalence Class $\{v_1, v_2\}$

EXAMPLE 31 (PRUNING RULE). Continuing our setup, we see that for witness $x_1y_1z_1$, $\text{count}(y_1) = \text{count}(x_1y_1)$ and that $\text{count}(y_1) < \text{count}(x_1)$. Thus, we can eliminate plans with the root y_1 , i.e. the two plans $y \leftarrow x \leftarrow z$ and $y \leftarrow z \leftarrow x$.

We can apply the pruning rule again in the same manner to eliminate two plans with z_1 as the root. The same pruning will also apply to w_2 .

Recursive Application of Pruning Rule. Consider 2 VEOs v_1 and v_2 with the same root r , but then we compare all the children subtrees of r and apply the pruning rule recursively to further prune between plans with same root.

EXAMPLE 32 (RECURSIVE PRUNING). After the pruning in the last step, we are left with two plans $x \leftarrow y \leftarrow z$ and $x \leftarrow z \leftarrow y$. We now prune at tree level 2. We see that $\text{count}(xy) = \text{count}(xz) = \text{count}(xyz)$. Thus, we assign an equivalence class $\{xy, xz\}$

Equivalence Classes. At the end of all the pruning, we look at our collected equivalence classes. If two VEOs are in an equivalence class, this implies that all else being equal, both plans will lead to equal len. Thus, if we have multiple plans from the same equivalence class, we remove all but one arbitrarily.

EXAMPLE 33 (EQUIVALENCE CLASSES). Since $\{xy, xz\}$ are in an equivalence class, and we have finished our pruning, we arbitrarily remove plans with the prefix xz . Thus, we are left with sole plan $x \leftarrow y \leftarrow z$. We were able to reduce both witnesses from 6 to 1 plan in this very easy example. (Note that in other cases, different witnesses may have different degree statistics and hence reach a different set of pruned plans).

Proof of Correctness of Optimization.

- (1) Correctness of the Pruning Rule: Consider the case where with VEOs v_1 and v_2 where $\text{count}(r_1) = \text{count}(r_1 + r_2)$ and $\text{count}(r_1) < \text{count}(r_2)$. Let us assume that a witness w_1 necessarily needs v_1 for a minimal factorization of the instance. We take all witnesses that share r_1 and r_2 and if they use v_1 as their VEO, we switch them to v_2 . Notice that $\text{count}(r_1) = \text{count}(r_1 + r_2)$ implies that whichever witnesses share r_1 , also share r_2 . So switching a subset of these witnesses over from v_2 to v_1 can repeat no additional variables

since it is never worse to factor out v_2 first (which they all share anyway). For witnesses that contain r_1 and r_2 but did not use v_1 plan, they could possibly incur penalties on a subset of r_1 that they used as prefixes. However, as $\text{count}(r_1) < \text{count}(r_2)$, there is a greater prevalence of r_2 variables that can be repeated and so they are never negatively affected by the switch. Thus switching to v_2 can only lead to better or equal factorization hence the pruning rule is always correct.

- (2) Correctness of Equivalence Classes: We can use the same logic as that of the pruning rule to show that when $\text{count}(r_1) = \text{count}(r_2) = \text{count}(r_1 + r_2)$ and $\text{count}(r_2) = \text{count}(r_1)$, then neither v_1 nor v_2 can be worse than each other.
- (3) Correctness of Repeated Application: If each pruning rule application is correct, then for every plan that is pruned, there exists an unpruned plan that leads to a better or equal len. Since the rules are applied linearly and not in parallel, we can safely repeatedly apply the rule until applicable.

K EXPERIMENTS

We implemented our ILP, LP relaxation, and the MFMC-based algorithm as LP¹⁸ by using Python 3.8.5 for the pre-processing of the provenance and creating the problem encoding, and then Gurobi Optimizer 8.1.0 [39] for solving the respective optimization problems. Our goals are to evaluate 1) the running times, and 2) the size of resulting factorizations. In this section we illustrate our results and show three interesting takeaways: 1) ILP is, as expected, exponential in the size of the program, in general. The MFMC-based algorithm is not and can thus speed up the evaluation quite drastically. While it comes with no guarantees for hard cases, it approximates the minimum size quite well. 2) For queries that we have shown are in PTIME, the ILP solver is comparably fast as the LP and all algorithms provide the correct solution. 3) The optimizations described in Appendix J further speed up the evaluations in a way that Gurobi cannot.

For both the ILP and MFMC-based algorithms, the *optimizations* are applied during a pre-processing step and simplify the resulting ILP and MFMC formulations (Appendix J). The intuition is that based on how each witness interacts with other witnesses (i.e. based on some *degree statistics* obtained by simple group-bys), we can mark certain minimal query plans as unnecessary for a minimal factorization.¹⁹ Being able to find such optimization is notable since it implies we are *identifying and leveraging structural properties of the problem* based on the minimal query plans that are difficult to extract in the same time by the state-of-the-art ILP solver Gurobi.

K.1 Experimental Setup

Software and Hardware. We implement the algorithms using Python 3.8.5. and solve the respective optimization problems with Gurobi Optimizer 8.1.0 [39], a commercial and highly optimized solver. The experiments are run on an Intel[®] Core™ i7-1065G7 CPU @ 1.30GHz machine with 132 GB RAM.

Experimental Protocol. We focus on 5 queries: the two hard queries Q_3^* and Q_4^A , the two easy queries Q_U^A , Q_4^∞ , and finally query Q_5^∞ which we hypothesize to be easy. We first create a random database instance by fixing a number of tuples to sample, and sampling attribute values independently for each attribute (and removing duplicates) and parameterized by total tuples in the instance. We then run a provenance query and store the resulting provenance (and its size). On this database instance, we then run our five algorithms: ILP, ILP (OPT), MIN-CUT, MIN-CUT (OPT),

¹⁸The MFMC-based algorithm can be encoded as an LP since the min-cut problem itself can be encoded as an LP

¹⁹We also believe that a similar pruning algorithm will be instrumental in achieving a PTIME factorization flow graph algorithm for other linear queries by eliminating nodes that cause leakage.

and LP. Here (OPT) refers to executing an algorithm after applying preprocessing optimizations described in [Appendix J](#).

K.2 Experimental results

In this section, we empirically evaluate 5 queries discussed throughout the paper and not only gather some empirical support about the complexities we show in the paper but also gain some insight into the effectiveness of the optimizations and if advanced ILP Solvers can detect our PTIME Cases.

The “Penalty” of a factorization is the length (len) minus the number of different tuple variables. The Approximation Ratio (AR) measures the relative increase of the penalty of an algorithm to the minimal penalty. The ILP and ILP (OPT) algorithms are guaranteed to find the optimal solution, i.e. +0%. While the MFMC-based algorithm provides no guarantees for NP-C queries, we show that it provides a good approximation.

We can see that the MFMC-based algorithm contains more constraints and variables than the ILP problem (we must add a flow conservation constraint for each node in the graph, which includes nodes for corresponding ILP variables, plus connector nodes). However, since it is solved as an LP optimization problem instead of an ILP optimization, it is much faster. We also notice that the optimized algorithm decreases the number of constraints in the MFMC-based algorithm by 15%. The number of constraints does not decrease in the ILP, but because the Query Plan Constraints involve fewer variables, the constraints are less complex and the ILP can be solved faster.

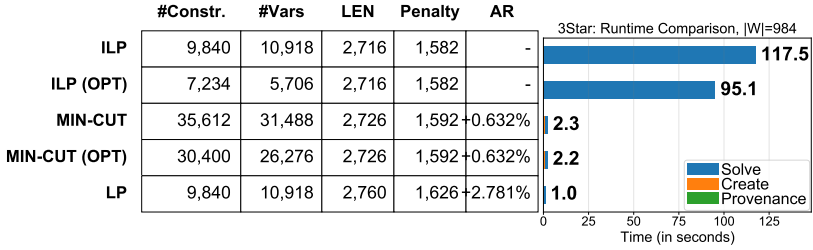
Q_3^* **Figure 38a**. The 3-Star query is a hard query with an active triad and $|mveo| = 6$. For this query, the provenance computation time and problem creation time are small compared to the time needed to solve the ILP. The *optimized preprocessing step* reduces the time for the ILP solution by a tenth, while the MFMC-based algorithm is ≈ 60 times faster than the ILP. This is expected as the min-cut algorithm is PTIME while the ILP is not. We see here that the Linear Program is faster than the Flow algorithm, however, it has a worse approximation ratio (+2.781% instead of +0.632% - but still within the proved bound of 6 for this query).

Q^Δ **(Fig. 38b)**. The triangle query is a hard query with $|mveo| = 3$. We see in the figure that since there are just 3 minimal VEOs, the effect of the optimization is not very much. In fact, for the MFMC-based algorithm, the longer time to create the optimized version is not paid off in the solve time. However, as expected for a hard query, we see that the PTIME MFMC-based algorithm is much faster than the exact ILP. The MFMC-based algorithm enables us to get a very close approximation in less than one-fourth of the time. In this case, the Linear Program, also a PTIME algorithm, is slower than the MFMC-based algorithm but gives an exact solution!

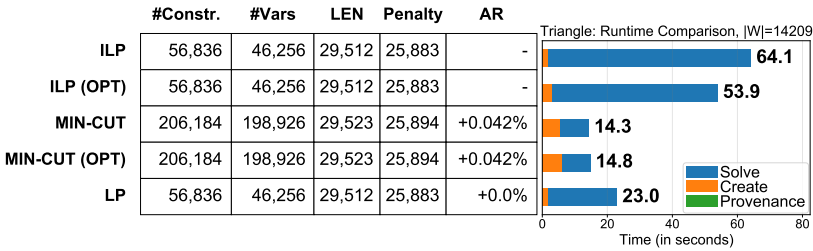
Q_U^Δ **(Fig. 38c)**. Next, we look at the very structurally similar but easy query, Q_U^Δ with $|mveo| = 3$. Here we see surprisingly that the ILP is faster than the MFMC-based algorithm! Notice that for this query we have shown that both algorithms are exact. This is because an optimized ILP Solver like Gurobi can leverage the fact that LP = ILP and solve the ILP in PTIME (even though the ILP constraints do not follow traditionally PTIME structures like Total Unimodularity, it leverages some structure in the matrix that makes it PTIME solvable). Since there are indeed more variables and constraints in the MFMC-based algorithm, the ILP turns out to be faster.

Q_4^∞ **(Fig. 38d)**. The 4 chain query is PTIME like Q_U^Δ but with $|mveo| = 5$ and has a similar graph to Q_U^Δ . Here again, the guarantee of the MFMC-based algorithm being exact is fulfilled, the pruning offers some benefit, and the ILP is faster than the MFMC-based algorithm due to the smaller problem size and some innate structure discovered by the solver. The Linear Program, which has always returned the optimal solution, is significantly faster.

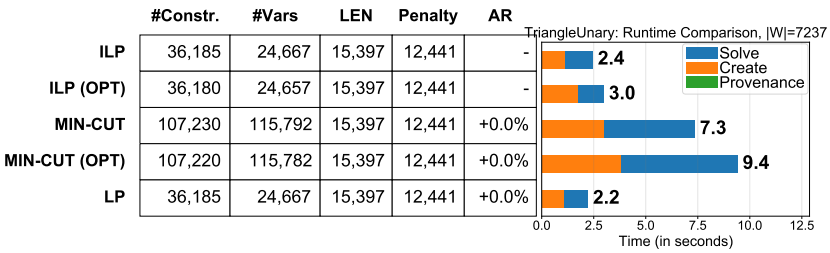
Q_5^∞ **(Fig. 38e)**. The 5 chain query has $|mveo| = 14$, and we believe it to be easy, but do not yet have proof for the same. In this case, too, we believe that the Gurobi solver has some tricks that



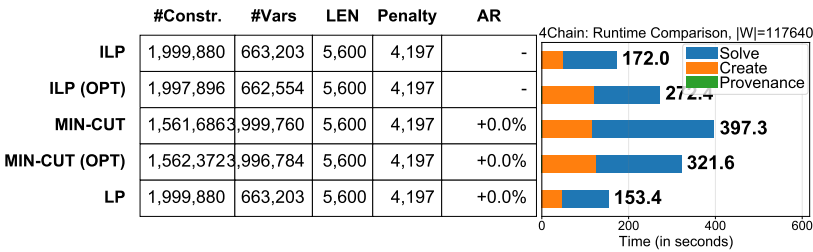
(a) Q_3^* (NP-C query) instance with 984 witnesses



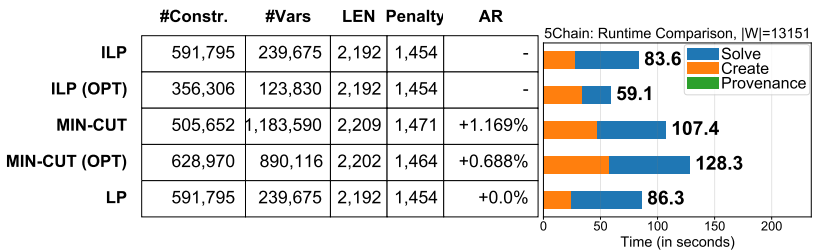
(b) Q^Δ (NP-C query) instance with 14,209 witnesses



(c) Q_U^Δ (PTIME query) instance with 7,237 witnesses



(d) Q_4^∞ (PTIME query) instance with 117,640 witnesses



(e) Q_5^∞ (PTIME query) instance with 13,151 witnesses

Fig. 38. Experimental study of time and factorization length for 5 queries over all algorithms.

make the ILP run faster than exponential. (Notice that a bigger instance with more than double the size of `mveo` is solved faster than Q_3^* in Fig. 38a). In addition, the Linear Program is optimal. This backs up our hypothesis that the query is in PTIME. While the MFMC-based algorithm is not optimal in this case, we see that applying our pruning rules helps eliminate leakage paths and gives us a better approximation as well. We hypothesize that there exists a set of pruning rules that make the MFMC-based algorithm optimal for all Linear Queries (which we hypothesize are all in PTIME).

Received December 2023; revised February 2024; accepted March 2024