

A Measurement Study on the (In)security of End-of-Life (EoL) Embedded Devices

Dingding Wang
Zhejiang University
China

Muhui Jiang
The Hong Kong Polytechnic
University
Zhejiang University
China

Rui Chang
Zhejiang University
China

Yajin Zhou
Zhejiang University
China

Baolei Hou
Zhejiang University
China

Xiapu Luo
The Hong Kong Polytechnic
University
China

Lei Wu
Zhejiang University
China

Kui Ren
Zhejiang University
China

ABSTRACT

Embedded devices are becoming popular. Meanwhile, researchers are actively working on improving the security of embedded devices. However, previous work ignores the insecurity caused by a special category of devices, i.e., the End-of-Life (EoL in short) devices. Once a product becomes End-of-Life, vendors tend to no longer maintain its firmware or software, including providing bug fixes and security patches. This makes EoL devices susceptible to attacks. For instance, a report showed that an EoL model with thousands of active devices was exploited to redirect web traffic for malicious purposes.

In this paper, we conduct the first measurement study to shed light on the (in)security of EoL devices. To this end, our study performs two types of analysis, including the *aliveness analysis* and the *vulnerability analysis*. The first one aims to detect the scale of EoL devices that are still alive. The second one is to evaluate the vulnerabilities existing in (active) EoL devices.

We have applied our approach to a large number of EoL models from three vendors (i.e., D-Link, Tp-Link, and Netgear) and detect the alive devices in a time period of *ten months*. Our study reveals some worrisome facts that were unknown by the community. For instance, there exist a large number (more than 2 million) of active EoL devices. Some devices (nearly 300,000) are still alive even after five years since they became EoL. More than half of the vulnerabilities (182 of 294) are discovered after the EoL date. Though vendors may release security patches after the EoL date, however, the process is ad hoc and incomplete. As a result, more than 1 million active EoL devices are vulnerable, and nearly half of them are threatened by high-risk vulnerabilities. Attackers

can achieve a minimum of 2.79 Tbps DDoS attack by exploiting OS command injection vulnerabilities and compromising a large number of active EoL devices. We believe these facts pose a clear call for more attention to deal with the security issues of EoL devices.

1 INTRODUCTION

Embedded devices have become an essential part of our daily lives. For instance, homework routers work nearly 24/7 in everyone's home to provide network connections. According to a report by Transforma Insights [6], there will be 5.4 billion embedded devices connecting to the Internet at the end of 2030.

Meanwhile, the security of embedded devices gradually receives widespread attention. Once the embedded devices are attacked, they can be abused to leak users' privacy. Much worse, attackers can make use of a large number of compromised devices to construct a botnet and launch the DDoS (Distributed Denial-of-Service) [23] attack, resulting in a serious impact on cyberspace security. For instance, the Mirai botnet infected millions of devices and launched over 15,000 attacks against various targets such as DNS service providers [27].

To this end, researchers are actively working on improving the security of embedded devices. Their efforts can be roughly classified into two categories. The first category is to develop new analysis techniques to better analyze the firmware of embedded devices. They apply software analysis techniques [48, 49] such as the static analysis [38] and the dynamic analysis [31, 39, 51] to locate zero-day vulnerabilities. They also work on fingerprinting techniques to recognize firmware components, assisting in finding N-day

vulnerabilities [34]. The second category is to reveal the current situation in the embedded device ecosystem based on large-scale studies, such as weak security awareness of users or vendors [26, 28, 29, 32, 35, 36] and new kinds of attacks against embedded devices [37, 42].

However, previous work ignores the insecurity caused by a special category of devices, i.e., the End-of-Life (EoL in short) devices. Because of various reasons such as the shift in market demands and technology innovation, products are likely to be announced as End-of-Life (EoL) by vendors over time [12]. Once a product becomes End-of-Life, vendors tend to not maintain the firmware or software for it, including providing bug fixes and security patches [12].

Indeed, the fact that security patches are not guaranteed for EoL products results in serious security concerns. We observe that some critical vulnerabilities exist in EoL products. For example, five new vulnerabilities were discovered in D-Link DSL-2640B in 2020 [7]. However, D-link announces it will not fix the vulnerabilities because DSL-2640B has become EoL since 5/5/2013. Therefore, vulnerable EoL devices can be exploited by attackers if they are still alive on the Internet. This happened in reality. For example, Bad Packet reported that the malware DNSChanger compromised the active EoL model D-Link DSL-2640B which has thousands of active devices¹ to redirect web traffics for malicious purposes [4]. While such reports offer detailed analysis about the spotted security issues caused by EoL devices, they do not provide a systematic view of the overall situation of EoL devices.

Our work In this paper, we conduct the first measurement study to shed light on the (in)security of EoL devices, which has been overlooked. The purpose is to reveal the current situation of EoL devices by answering the following two questions. First, how many EoL devices are still alive and connected to the Internet? Second, whether EoL devices have vulnerabilities? If so, whether the vulnerabilities can cause serious consequences?

To this end, our study performs two types of analysis, including the *aliveness analysis* and the *vulnerability analysis*. Aliveness analysis aims to detect the scale of EoL devices that are still alive. In particular, we leverage the cyberspace search engines for this purpose. There exist multiple search engines with different search algorithms. We evaluate the accuracy of them, and choose the most accurate one (i.e., ZoomEye) in our study. Then we continuously collect information about active EoL devices.

Vulnerability analysis is to find the vulnerabilities in EoL models. We use two methods in this study to collect the vulnerabilities. We first use public channels, including the Common Vulnerabilities and Exposures (CVE) [9], National

Vulnerability Database (NVD) [18] and Exploit Database (EDB) [14], to collect the information about vulnerabilities that can affect EoL models. However, we find the information, especially the affected models of vulnerabilities, retrieved from these channels is not complete and may miss some vulnerable EoL models. To complement the required information, we further leverage patches released by vendors to locate more vulnerabilities. In particular, there exist cases that new firmware images will be released to fix *critical vulnerabilities* after the EoL date. We observed that multiple models from the same vendor share the same vulnerability while the patch is not released for every vulnerable EoL model. Thus, we analyze the patches and the release notes to generate particular patterns for critical vulnerabilities. With these patterns, we can scan the other firmware images to check whether they are vulnerable.

Experiment results We applied our approach to a large number of EoL models from three vendors, including D-Link, Tp-Link and Netgear as they publicly release the EoL models [3, 13, 22].

Specifically, our aliveness analysis started on June 23, 2020, with 287 D-Link EoL models collected from their official site. We added two extra vendors (Tp-Link and Netgear) on November 7, 2020, and also crawled more EoL models of D-Link due to the update of its EoL model list. In total, we collected 894 EoL models for evaluation. We then use ZoomEye to collect the alive EoL devices once a week from June 23, 2020 to May 10, 2021 (39 weeks). In total, we detect 2,166,088 active EoL devices falling in 159 EoL models (Section 3.2).

We then performed the vulnerability analysis based on EoL models of D-Link. In particular, we collect 294 vulnerabilities for 433 EoL models of D-Link from public channels (Section 3.3.1). These vulnerabilities affect 112 EoL models. Because the list of affected EoL models from NVD is incomplete, we further analyzed the security patches to locate more affected EoL models (Section 3.3.2). We find 13 extra vulnerable EoL models that are missed in public channels. In total, 125 out of 433 EoL models have at least one vulnerability.

Based on the experiment result, our work reveals the following worrisome facts.

- There exist a large number (more than 2 million) of active EoL devices. Some devices (nearly 300,000) are still alive even after five years since they became EoL, and some of them (more than 120,000) can be reachable through insecure protocols. If these devices are exploited, they can cause serious consequences, as demonstrated by the Mirai botnet [27].
- Around one third of EoL models have at least one vulnerability, and the risk of nearly half of vulnerabilities are

¹One EoL model has multiple EoL devices, which is described in Section 2.1

ranked the highest. For instance, 33% (98/294) vulnerabilities belong to the OS command injection. They can be used to fully control the devices.

- The vulnerable EoL models have more than 1 million alive devices, with a vulnerable rate of 92% (1,172,443/1,272,156). More than 500,000 active devices have high-risk vulnerabilities. Attackers can achieve a minimum of 2.79 Tbps attack traffic by controlling vulnerable EoL devices with OS command injection vulnerabilities.
- More than half of the vulnerabilities (182 of 294) are discovered after the EoL date. This indicates that they will not be patched in most cases.
- Although vendors may release security patches after the EoL date. However, the process is ad hoc and incomplete. For instance, the patches are released only for a small number of vulnerable models, and in some cases the patches do not fully function (can be bypassed). This shows that the vendors may not have a systematic way to track vulnerabilities in their products.
- The security patches released by vendors can provide valuable information for attackers to retrieve extra models susceptible of a vulnerability that was unknown.
- The CVE list provides valuable information of vulnerable devices, however, the information is incomplete. For instance, around 23% (68/294) vulnerabilities do not have CVE numbers. This fact shows that the security evaluation solely based on CVE is not enough for EoL devices.

Contribution In summary, this paper makes the following main contributions.

- We conduct a measurement study on the (in)security of EoL devices which has been overlooked by the community. *To the best of our knowledge, this is the first systematic study on EoL devices from the security perspective.*
- We propose two types of analysis and apply them to EoL devices from three vendors in a period of ten months.
- We reveal the worrisome facts of EoL devices. We believe these results pose a clear call for more attention to the security of EoL devices.

To engage the community, we will release all the data collected in this study for further analysis.

2 BACKGROUND

2.1 Embedded Device

Embedded devices vary a lot. There are different kinds of embedded devices such as routers and internet cameras. In each category of embedded devices, different kinds of vendors provide different series. For example, the DIR series is one router series released by D-Link. In each series, there are various models referring to the Stock Keeping Unit (SKU) of each product. For example, DIR-818LW is one

model, which belongs to series DIR. One model may also have some different hardware or configurations. Thus, vendors use different sub-models to distinguish the firmware images for one model. For example, DIR-818LW_REVA and DIR-818LW_REVB represent two different sub-models (or hardware configurations) of the model DIR-818LW. For each sub-model, vendors release various versions of firmware such as DIR-818LW_REVA_FIRMWARE_1.01B04.

2.2 Cyberspace Search Engine

Cyberspace search engines are designed to search internet-connected devices. They usually leverage network scanners such as NMap [19] to scan the entire network and collect various information such as IP address. They also send packets to target hosts and analyze the response packets to collect detailed information such as the model and firmware version of embedded devices.

Cyberspace search engines are used by security researchers to analyze the impacts of malware and attackers to seek vulnerable targets. There are several widely used cyberspace search engines: ZoomEye [25], Shodan [21], and BinaryEdge [8]. ZoomEye uses the network scanner XMap developed based on NMap. Shodan is the first cyberspace search engine in the world, used by lots of large enterprises. BinaryEdge provides service for some security companies to discover and analyze malware. These search engines also provide search parameters for users to search specific devices.

2.3 Vulnerability Metrics

The list of Common Vulnerabilities and Exposures (CVE) [9] contains entries for publicly known vulnerabilities. CVE numbers (or entries) are widely used and even become metrics to evaluate security works. National Vulnerability Database(NVD) [18] is a vulnerability database built upon and fully synchronized with the CVE entries.

In addition, NVD provides enhanced information such as category and risk rank for each vulnerability. Common Weakness Enumeration (CWE) [11] is a list of software and hardware weakness types. NVD selects part of the weakness in CWE as classification criteria to decide the category of vulnerabilities. The criteria are updated over time. Now NVD uses CWE-1003 classification criteria [20].

Common Vulnerability Scoring System (CVSS) is an open framework for communicating the characteristics and severity of vulnerabilities [10]. There are two versions of CVSS: CVSSv2 and CVSSv3. NVD uses both CVSSv2 and CVSSv3 to calculate risk scores and decides risk ranks based on risk scores for vulnerabilities.

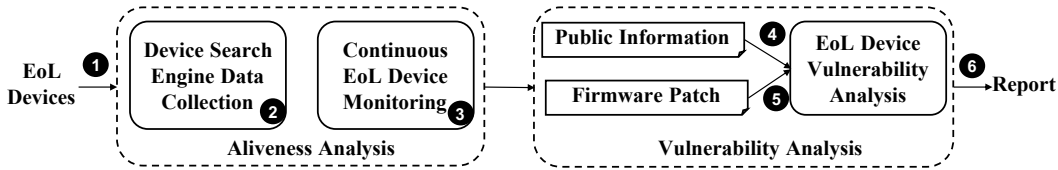


Figure 1: The flow of our study.

3 METHODOLOGY

The purpose of this work is to perform a measurement study of vulnerable EoL devices in the wild. Figure 1 shows the flow of our study, including the *aliveness analysis* and *vulnerability analysis*. Aliveness analysis aims to reveal the number of EoL devices that are still alive, and the vulnerability analysis is to find the vulnerabilities in EoL models. Due to the nature of EoL devices that vendors may stop the software updates, the existence of vulnerabilities and the aliveness of these devices can raise the alert on the security impact of them.

Specifically, our study first collects a list of EoL models (❶) and then leverages the public cyberspace search engines, i.e., ZoomEye, to detect the EoL devices that still connect to the Internet (❷). We repeat this process once a week for around *ten months* (❸). For each EoL model, we also collect the vulnerabilities that affect these models from public channels, including CVE, NVD, and public exploits (❹). Because the public information may be incomplete, i.e., some vulnerable models are not in the list of affected models from NVD, we also leverage the patches and release notes from the vendors to further locate the vulnerabilities existing in the EoL models (❺). Finally we evaluate the security impacts of EoL devices and generate the final report (❻).

In the following, we elaborate the two types of analysis in Section 3 and report the detailed result in Section 4.

3.1 EoL Device Collection

We take the following methods to select the EoL models used in this study. First, the vendors should be popular to make the study representative. Second, the vendors should maintain a publicly available list of EoL models. For instance, D-Link maintains the information of EoL models on its website [3]. We leverage web crawlers to retrieve such information from three popular vendors, including D-Link [13], Netgear [3], and Tp-Link [22].

3.2 Aliveness Analysis

The aliveness analysis aims to detect active EoL devices. If there are a large number of active EoL devices which may have vulnerabilities, they can pose serious security threats. In this study, we use popular cyberspace search engines to

collect the data in a *ten-month* period to perform a continuous observation.

3.2.1 Challenges. There are two main challenges in getting an accurate number of active EoL devices.

First, different cyberspace search engines can return different results as they use different detection algorithms. There are several popular cyberspace search engines such as Shodan [21], ZoomEye [25], and BinaryEdge [8]. However, we observe that when searching for specific devices, they return different results. For example, BinaryEdge, Shodan, and ZoomEye show that the EoL model D-Link DCS-5009L has 84, 213, and 8,486 active devices, respectively.

Second, the returned results of active devices from cyberspace search engines can be outdated. Due to the performance concern, search engines would cache the search result in the database and return the detected devices back while receiving the user request. However, devices may not be active after a period of time but still exist in the database of search engines. In this case, search engines can return the devices that were active a few months (or even years) ago.

3.2.2 Our solution. To this end, we evaluate cyberspace search engines to select the most accurate one and use it to build the database of active EoL devices of selected models in this work. Besides evaluating the engines, we also verify the activeness of the returned results of the selected engine during each search.

Select search engines Cyberspace search engines usually provide search parameters for users to filter the devices of specific models, i.e., *app* in ZoomEye, *product* in Shodan and BinaryEdge. However, different engines can still return different results for the same keyword. In this work, we evaluate the accuracy of three widely-used search engines, i.e., ZoomEye [25], Shodan [21], and BinaryEdge [8], and then leverage the most accurate one to build the database of active EoL devices.

Specifically, we randomly select ten EoL models and search the active devices with ZoomEye, Shodan, and BinaryEdge. We then verify the correctness of the search engine by sending specific packets. In particular, we send the ICMP (ping) packet to the active devices reported by search engines. If the device sends back the ICMP packet, it is marked as alive.

Table 1: Evaluation results of cyberspace search engines. *All* means the number of active devices that search engines return. *Sample* means the number of devices that we verify. *Success* means the number of correct active devices that we confirm their models. *Accuracy Rate* is the proportion of correct active devices (e.g., *Success / Sample*). *Accurate Amount* is to estimate the number of correct active devices based on the *Accuracy Rate* (e.g., *All * Accuracy Rate*). For each EoL model, we bold the most *Accurate Amount*.

EoL Models	BinaryEdge					Shodan					ZoomEye				
	All	Sample	Success	Accuracy Rate	Accurate Amount	All	Sample	Success	Accuracy Rate	Accurate Amount	All	Sample	Success	Accuracy Rate	Accurate Amount
DCS-5009L	84	84	56	66.67%	56	213	213	118	55.40%	118	8,486	500	118	23.60%	2,003
DI-524	215	215	127	59.07%	127	537	500	165	33.00%	177	7,306	500	168	33.60%	2,455
DIR-815	146	146	78	53.42%	78	221	221	145	65.61%	145	868	500	143	28.60%	248
DCS-935L	2,197	500	355	71.00%	1,560	0	0	0	-	0	8,734	500	297	59.40%	5,188
DCS-931L	192	192	106	55.21%	106	496	496	200	40.32%	200	3,521	500	142	28.40%	1,000
DCS-910	386	386	266	68.91%	266	71	71	43	60.56%	43	2,397	500	314	62.80%	1,505
DIR-632	23	23	22	95.65%	22	0	0	0	-	0	2,317	500	175	35.00%	811
DCS-2136L	0	0	0	-	0	1	1	1	100.00%	1	149	149	60	40.27%	60
DIR-130	0	0	0	-	0	0	0	0	-	0	215	215	126	58.60%	126
DCS-5029L	0	0	0	-	0	0	0	0	-	0	5,281	500	350	70.00%	3,697

However, the ICMP protocol may be disabled by some devices. Thus, if we receive no response after sending the ICMP packet, we further send the TCP SYN packet to see whether they will respond packets (e.g., TCP ACK packets or TCP RST packets), which means they are active. We also utilize Nmap [19] to check the models of active hosts. For the hosts that Nmap cannot recognize their models or the recognized models from Nmap are different from cyberspace search engines, we manually analyze the packets and double-check their models.

The evaluation results are shown in Table 1. For EoL models that have more than 500 active devices, we randomly select 500 ones. The evaluation results shows that ZoomEye can return the most active EoL devices (the column *Accurate Amount* in the table 1 - the product of the accuracy rate and the number of active devices returned by search engines). Although Shodan and BinaryEdge can reach a higher accuracy rate for some specific EoL models, these two search engines cannot detect some EoL models that ZoomEye can detect.

Therefore, we collect information of active EoL devices with ZoomEye in this work. Once we get a new EoL model, we detect active devices and retrieve the detailed information such as IP address, location (as shown in Table 2) of the device from ZoomEye. We continuously collect the information of active devices for each EoL model every week to conduct a long-term observation.

Verify the search results Since the search engine can return outdated results, we verify the returned results of ZoomEye during each query. In particular, ZoomEye provides a maximum number of 10,000 detailed records that contain the information in Table 2. Every time we get a new detailed record from ZoomEye, we extract the IP address and the port number from the record. Because TCP and UDP are the two

Table 2: Detailed information of active EoL devices.

Attribute	Description
IP	The IP address of the device
Port	The port that the device uses to send packets
Service	The service that the device uses to send packets
Country	The country that the device is in
Location	The location of the device
Autonomous System Number(ASN)	The ASN of the device
Internet Service Provider(ISP)	The ISP of the device
Organization	The organization that the device belongs to
Banner	The packet context
Timestamp	The time when ZoomEye scans the device

most popular protocols in the transport layer of the network, we first send TCP SYN packets to the IP address. If we do not receive any response packet, we then send UDP packets again to the same destination. We send verification packets from multiple locations, including Mainland China, the United States of America, and Hong Kong. If the device sends back response packets, we treat it as an alive device.

3.3 Vulnerability Analysis

The vulnerability analysis aims to reveal the insecurity in EoL devices based on public vulnerabilities. As the name *End-of-Life* suggests, vendors do not tend to release security patches for EoL devices. Thus, if vulnerabilities exist in EoL devices, they may exist forever and can be exploited to launch further attacks.

In this work, we use two mechanisms to collect the vulnerabilities of EoL devices. First, we use public channels, including CVE [9], NVD [18], and EDB [14], to collect the

vulnerability information. However, we find the information, especially the affected models, retrieved from these channels, is not complete. Thus, it may miss some vulnerable EoL devices. Second, we further leverage the patch released by the vendors to locate more vulnerabilities. In particular, there exist cases that new firmware images are released to fix *critical vulnerabilities* after the EoL date. We can analyze the patches and the release notes together to generate particular patterns for critical vulnerabilities and then use these patterns to scan the latest firmware images² to check whether they are vulnerable. That’s because multiple models from the same vendor may share the same vulnerability, but the patch is not released for every vulnerable EoL model.

3.3.1 Retrieve vulnerabilities from public channels. There are some challenges when retrieving the vulnerabilities from public channels.

First, some vulnerabilities do not have CVE numbers. The CVE [9] number denotes a publicly known vulnerability. However, we observe that some vulnerabilities do not have CVE numbers. For example, D-Link reported a critical XSS (Cross-Site Scripting) vulnerability that can be exploited in some EoL models [5]. However, this vulnerability does not have the corresponding CVE number.

Second, the vulnerability information is inaccurate. The NVD [18] is a vulnerability database that provides rich information for each vulnerability such as the CWE category, affected models, and risk ranks. However, there are two problems with the information from NVD. First, because NVD is fully synchronized with CVE, the vulnerabilities that are not in the CVE entries do not have this information. Second, the CWE categories of some vulnerabilities provided by NVD are incorrect, as reported by the previous study [45].

Our solution First, we collect vulnerabilities from various sources other than the CVE list and NVD. In particular, we collect exploit scripts from EDB(Exploit Database) [14] which includes exploit scripts from various sources such as the exploit framework Metasploit [17]. Then we obtain the affected models of the vulnerabilities which are exploited in these scripts. If the vulnerability affects EoL models and does not have a CVE number, we also count it in this work.

Second, we manually investigate whether the CWE categories of the vulnerabilities are correct. We also manually extract enhanced information from various sources for the vulnerabilities that do not have CVE numbers. In particular, for the CWE categories, we adopt a unified classification standard (CWE-1003 classification criteria) for all the vulnerabilities to further analyze the type distribution.

²The latest firmware denotes the last released firmware image for the EoL model, usually before the EoL date.

Note that, we conduct a verification process to show the vulnerabilities we collect really exist in EoL models in the following three ways.

- **Dynamic analysis.** We emulate the firmware images of EoL models with FIRMADYNE [30] and utilize Proof of Concept (PoC) to confirm the existence of vulnerability.
- **Static analysis.** We manually check whether the vulnerable function exists by disassembling the firmware images with IDA Pro [16] and Ghidra [15].
- **Real device tests.** We collect real EoL devices whose firmware images can not be emulated by FIRMADYNE from the e-commerce website (i.e., Amazon) and utilize PoC to confirm whether they are vulnerable.

3.3.2 Retrieve vulnerabilities from firmware patches. We observed that new firmware images are released for EoL models to fix *critical vulnerabilities*. Although this behavior alleviates the security issue, they provide valuable channels for security researchers (and attackers) to retrieve the vulnerability information. Based on this observation, we analyze patches to detect vulnerable models that are missed in public channels.

Step I: Retrieve firmware images To analyze the patches released after the EoL date, we download the firmware images from the vendors’ websites and select the images released after the EoL date.

However, due to the chaotic management of release notes, it is non-trivial to obtain the release time of the firmware images. For instance, not all the firmware images have release notes and not all the release notes contain the release date. Furthermore, we find the release date inside the release note may be inaccurate (e.g., earlier than build time of firmware). Thus, we retrieve the release time of a firmware image by combining the release time inside release notes with date information from the firmware image. For instance, some firmware images contain the file `/etc/config/builddaytime` which shows the time when the firmware is built. The `/etc/sysinfo` in some images also contains the firmware build time.

Step II: Analyze firmware patches We compare the differences in the firmware released after the EoL date with the firmware released before the EoL date to locate the patches. We need to confirm whether the difference in the firmware image is to fix a vulnerability. To this end, we manually retrieve the release notes of the firmware images and understand the intentions of the firmware release. Specifically, there are two reasons for a firmware release. The first is to provide new functionalities or features. The second is to provide security-related patches of vulnerabilities, e.g., “Fixed Remote Command Execution vulnerability (CVE-2019-16057)”.

We analyze release notes to retrieve security-related patch information. If the release note contains the CVE number or the clear vulnerability description, it's easy for us to retrieve the patched function or files. However, the release reasons sometimes are ambiguous such as "Closed a publicly disclosed potential vulnerability" without mentioning the vulnerability clearly. In this case, we manually analyze the different files to locate the patched functions or files.

Step III: Scan all firmware images After Step II, we manually build the vulnerability pattern for each patched vulnerability and scan the other firmware images. With these patterns, we can locate the existence of the vulnerabilities in the firmware images of other EoL models.

This process serves the following purpose. In particular, it can find the EoL models that have the same vulnerability but do not have a patch. This seems unusual, since if the vendor patched one EoL model, other affected models should also be patched. But in reality, the vendor will not patch all the affected models. For instance, D-Link released a security patch of CVE-2013-7471 for the model DIR-815 after the EoL date but not for DAP-1522, which is discussed in detail in Section 4.3.

4 EXPERIMENT RESULTS

We applied the previous methodology to more than 800 EoL models. In this section, we first report the experiment setup of selected EoL models and then elaborate the results of alive EoL devices and vulnerabilities in them.

4.1 EoL Models

In this work, we study EoL devices from three popular vendors, including D-Link, Tp-Link, and Netgear. They maintain web-pages for EoL model information[3, 13, 22].

We start our study on June 23, 2020, with 287 D-Link EoL models collected from its website. Then on November 7, 2020, we add two extra vendors (Tp-Link and Netgear) and also crawl more EoL models of D-Link because of the update of its EoL model list. In total, we collect 894 EoL models from three vendors. Figure 2 shows the EoL model distribution of each vendor.

4.2 Aliveness Analysis

For each EoL model, we query the alive devices using the cyberspace search engine ZoomEye once a week (Section 3.2), from June 23, 2020 to May 10, 2021 (39 weeks). Figure 2 shows the overall data. The x-axis shows the index of the querying (once a week) and the y-axis shows the total number of active EoL devices. Note that, because we added two extra vendors and more EoL models on November 7, 2020, there is a boost of the active EoL devices in the figure.

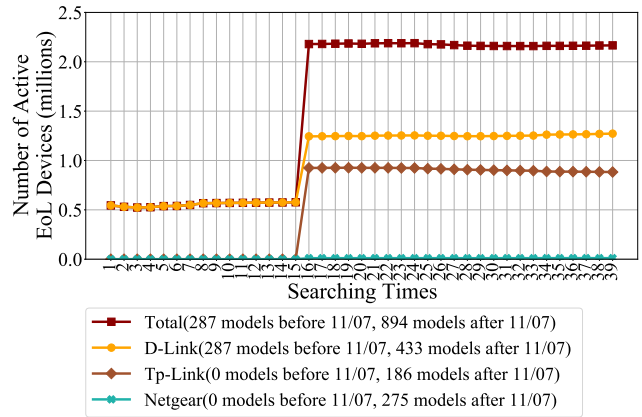


Figure 2: The number of alive EoL devices monitored in 39 weeks. The monitor begins on 6/23/2020 and stops on 5/10/2021. The 16th time is on 11/07/2020.

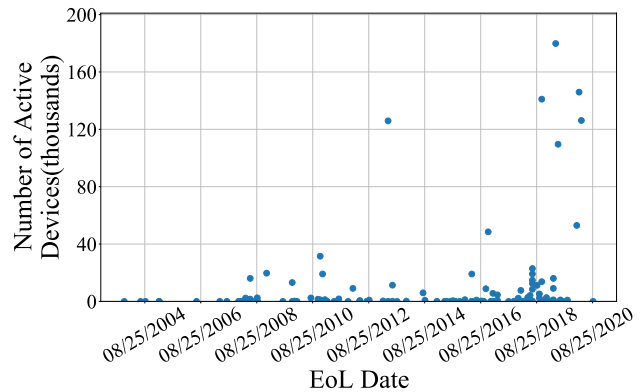


Figure 3: The correlation between the number of active devices and the EoL date of active models. The EoL date is the date of the last day of support announced by vendors.

In total, we detect 2,166,088 active EoL devices of 159 active EoL models in the latest search (i.e., May 10, 2021). We further analyze the data and illustrate our findings in the following.

The number of active EoL devices is stable. Instead of decreasing steadily (that one may expect), the amount of active EoL devices is stable, unless the number of EoL models changes. One potential reason is that while vendors may stop supporting EoL devices, they can still be purchased from the market. For instance, 40 EoL models of D-Link are still sold on Amazon.

EoL devices can be active for many years after the EoL date. Figure 3 shows the number of active EoL devices (the

Table 3: Type distribution of active EoL devices.

Type	Router	Internet Camera	Gateway	Access Point	Print Server	Others	Total
EoL Models	164	99	183	118	13	317	894
Active Models	60	44	32	14	7	2	159
Active Devices	1,108,846	983,833	68,275	4,389	742	3	2,166,088

y-axis) and the EoL date³ (the x-axis) of 135 EoL models that have active devices. Most active models are EoL within three years. However, we also observe that 73 (54%) EoL models are still alive on the Internet even though they have been EoL for more than five years. These 73 EoL models have a total of 293,478 active devices. Among the 73 EoL models, 19 EoL models have more than 1,000 active devices. For example, DSL-2640B, the model with 125,907 active devices, has been EoL for more than seven years.

Alive EoL devices are using insecure protocols. Telnet and UPnP protocols have been exploited to launch further attacks due to their insufficient authentication [1, 27]. For instance, the Mirai botnet was reported to exploit open Telnet ports [27]. However, we still find that 128,759 and 7,607 active EoL devices are reachable through the Telnet and UPnP protocol, respectively.

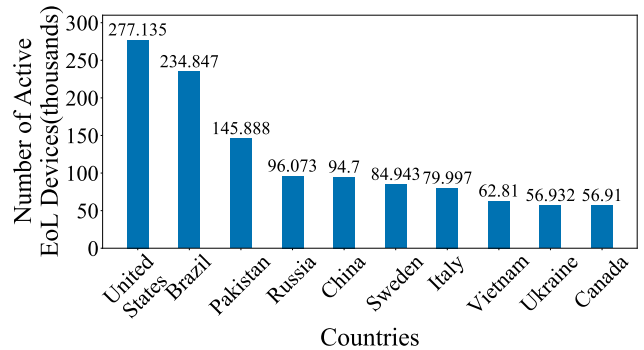
The distribution of alive EoL devices is unbalanced. First, the type of active EoL devices is unbalanced, as shown in Table 3. In particular, the router has the most active devices followed by internet cameras. Second, the vendor distribution is unbalanced. D-Link and Tp-Link have more active EoL devices than Netgear. One potential reason is that EoL models of Netgear do not belong to the popular type (routers and internet cameras), resulting in a small number of active devices. Third, the geographical distribution is unbalanced. As shown in Figure 4, the United States has the most active EoL devices followed by Brazil and Pakistan.

Summary The fact that there exist a large number of active EoL devices for a long time and they can be reachable through insecure protocols can bring security threats. If these devices are vulnerable and exploited, they can cause serious consequences.

4.3 Vulnerability Analysis

We focus on EoL models of D-Link to perform the vulnerability analysis because D-Link provides EoL models for popular categories with complete information. In total, we collect 294 vulnerabilities for EoL models of D-Link (Section 3.3.1).

³EoL models of Tp-Link do not have the EoL date.

**Figure 4: Alive EoL devices in top 10 countries.**

These vulnerabilities affect 125 models out of 433 EoL models of D-Link. In particular, 89 EoL models have high-risk vulnerabilities.

Note that, because the list of affected models from NVD is incomplete, we analyze the security patches to locate more affected EoL models for measuring the insecurity more accurately, which find 13 vulnerable EoL models that are missed from public channels. In particular, we analyze the differences of the firmware image pair before and after the EoL date (Section 3.3.2), and confirm that they are security patches for 12 vulnerabilities (Table 4). We then use the pattern of these vulnerabilities to scan all the firmware images.

To analyze patches and locate more vulnerable EoL models, we collect 1,247 firmware images for 277 models which have firmware images among the 433 EoL models of D-Link. Among the 1,247 firmware images, 686 firmware images can be extracted and the following analysis is based on these 686 firmware images which involve 149 EoL models. Among the 686 firmware images, 36 firmware images that involve 27 EoL models are released after the EoL date. That means the vendor has released new firmware images (or patches) for 27 models even after the EoL date.

We summarize our findings in the following.

Around one third EoL models have at least one vulnerability. In total, 125 EoL models have at least one vulnerability. Among the 125 EoL models, 112 are detected through public channels (Section 3.3.1) and extra 13 are detected through firmware patches (Section 3.3.2). With patches, we detect 49 vulnerable EoL models in total, 36 of them are already found through public channels. Besides the extra 13

⁴Key Reinstallation Attack (KRACK) exploits the vulnerability in WPA2 and involves 10 CVEs. (CVE-2017-13077, CVE-2017-13078, CVE-2017-13079, CVE-2017-13080, CVE-2017-13081, CVE-2017-13082, CVE-2017-13084, CVE-2017-13086, CVE-2017-13087, CVE-2017-13088)

⁵CVE-2019-17506, CVE-2020-9376, and CVE-2020-15894 also describe the same vulnerability but list different affected devices. None of these affected devices include DIR-818LW. So we use CVE-2018-10106 to stand for the vulnerability.

Table 4: Vulnerabilities and the number of firmware images patching the vulnerabilities after EoL. Because KRACK is a serious and widespread attack, involving ten different CVE vulnerabilities, NVD does not provide risk rank for KRACK.

Vulnerability	Risk Rank	Patched Firmware
CVE-2019-18852	High	1
CVE-2018-6530	High	1
CVE-2018-20114	High	3
CVE-2014-8361	High	1
CVE-2019-13561	High	1
CVE-2017-7852	Medium	5
CVE-2019-10999	Medium	5
CVE-2019-16057	High	1
KRACK (10 CVEs) ⁴	-	6
CVE-2020-15895	Medium	1
CVE-2018-10106 (4 CVEs) ⁵	High	2
CVE-2013-7471	High	1

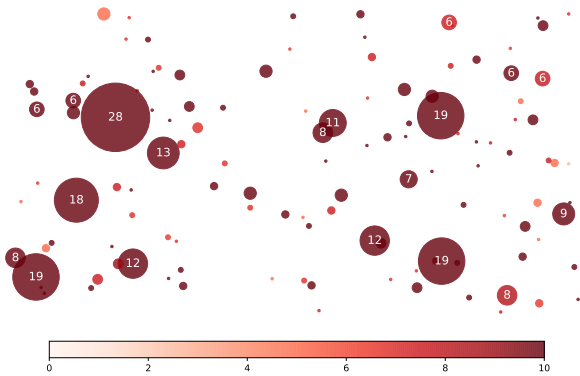


Figure 5: The heat map of vulnerable EoL models. Each node denotes a vulnerable EoL model, and the size (and the number inside the node) denotes the number of vulnerabilities. The color denotes the severity of the vulnerabilities. The rank score 10 denotes the most severe vulnerability.

vulnerable models, we also find more vulnerabilities in the models detected through public channels. In particular, the risk of 6 models are increased by newly found vulnerabilities with firmware patches. For example, NVD shows that the model DIR-412 only has two medium-risk vulnerabilities, but we find three high-risk vulnerabilities in this model through firmware patches.

Figure 5 shows the heat map of vulnerable EoL models. Each node in the graph represents a vulnerable EoL model,

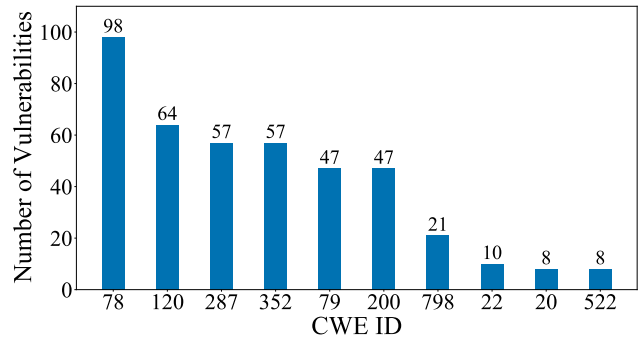


Figure 6: Top 10 types of vulnerabilities. (CWE-78: OS Command Injection; CWE-120: Classic Buffer Overflow; CWE-287: Improper Authentication; CWE-352: Cross-Site Request Forgery; CWE-79: Cross-site Scripting; CWE-200: Exposure of Sensitive Information to an Unauthorized Actor; CWE-798: Use of Hard-coded Credentials; CWE-22: Path Traversal; CWE-20: Improper Input Validation; CWE-522: Insufficiently Protected Credentials)

and the size denotes the number of vulnerabilities detected in that model. The color denotes the severity of the vulnerability (measured by the CVSSv2 framework [10]). In particular, 89 EoL models have high-risk vulnerabilities. Moreover, 87 models have more than one vulnerability, and 9 of them even have more than 10 vulnerabilities. The DIR-850L model has the highest number of vulnerabilities (i.e., 28) with 11,190 active devices.

More than half of the vulnerabilities are discovered after the EoL date. This implies that their affected models have a higher possibility of not being patched. For example, DIR-600 became End-of-Life on 12/1/2010, but 16 vulnerabilities in this model were discovered from 2013 to 2019.

In total, out of 294 vulnerabilities, 182 of them (62%) were discovered after the EoL date (141 vulnerabilities have CVE entries, and 41 do not.) These vulnerabilities affect 68 EoL models. Among these EoL models, 33 have active devices, with a total of 673,511 active devices. The most active EoL model DCS-932L has 179,806 active devices and has been EoL for two years. Moreover, according to CVSSv2 [10], 61 vulnerabilities discovered after the EoL date are ranked as high-risk, leading to potentially serious consequences, e.g., completely being controlled by attackers.

Nearly half of vulnerabilities of EoL models are high-risk. Following the CWE-1003 classification criteria used by NVD, we calculate the distribution of vulnerability types. As shown in Figure 6, the OS command injection is the most common vulnerability type, followed by buffer overflow. The OS command injection vulnerability can be easily exploited

Table 5: The risk rank of vulnerabilities. (CVSSv2 does not have the critical risk rank.)

Risk Rank	Count (CVSSv2)	Count (CVSSv3)
Low	18	0
Medium	111	30
High	97	79
Critical	-	68
Null	0	49

to execute arbitrary commands and fully control the device. In addition, three of the top five types of vulnerabilities are associated with the web servers that can be remotely (or locally) exploited through the HTTP protocol.

Nearly half of the vulnerabilities are ranked as the highest risk level. Table 5 shows the risk rank distribution of the vulnerabilities that are in CVE entries. Specifically, for 226 vulnerabilities that have CVSSv2 scores, 97 of them are ranked as high-risk. Among the 177 vulnerabilities with CVSSv3 scores ⁶, 68 of them are ranked as critical-risk, and 79 of them are ranked as high-risk. It is worth noting that the vulnerabilities not in CVE entries also can cause widespread effects and rank critical.

Solely using CVE to track vulnerabilities of EoL models is not enough. Among the 294 vulnerabilities, only 77% (226/294) of them are in CVE entries. The other 68 vulnerabilities are located through public exploits, most of which are high-risk vulnerabilities such as remote command execution that can be exploited to control the device. Given the fact that some security evaluation only based on CVE is not enough for EoL devices.

Vendors may patch vulnerabilities after the EoL date. However, the patch is ad hoc and incomplete, which may expose vulnerable models that were not publicly known. First, the patch is ad hoc. Vendors do not have a systematic way to track critical vulnerabilities and patch them. For instance, Table 6 shows six vulnerabilities that have security patches after the EoL date. However, only 29% (28/97) of vulnerable models are patched successfully. The vendors do not systemically patch different models or even similar models. For example, REV.A and REV.B of DIR-815 both have the vulnerability (CVE-2019-18852). However, only REV.A is patched and in the NVD list of affected models of this vulnerability.

Second, the security patches are not always fully functional. For instance, the vendor has released two different patches for CVE-2018-10106. However, one of the patches is not complete, and the vulnerability can still be exploited.

⁶Some vulnerabilities do not have CVSSv3 rank because they are discovered before the invention of CVSSv3.

Table 6: The scan results of six vulnerabilities. *Vulnerable Models* means the number of models that are vulnerable to the specific vulnerability. *NVD List* means the number of the vulnerable models that are also in the list of affected devices from the NVD. *Successful Patches* and *Unsuccessful Patches* means the number of vulnerable models that are patched successfully and unsuccessfully, respectively. The number in brackets are the number of vulnerable models which are patched (successfully or unsuccessfully) and also in the list of affected devices of the NVD.

Vulnerability	Vulnerable Models	NVD List	Successful Patches	Unsuccessful Patches
CVE-2019-18852	31	4	2 (1)	-
CVE-2020-15895	10	1	3 (0)	-
CVE-2018-10106	21	1	4 (0)	17 (1)
CVE-2013-7471	16	1	6 (1)	-
CVE-2017-7852	15	8	11 (8)	-
CVE-2019-13561	4	1	2 (1)	-
Total	97	16	28 (11)	17 (1)

In particular, 21 models are vulnerable, and all of them have been patched. However, only 4 of them have applied the right patch, while the left 17 models have applied the incomplete patch [2]. This further confirms the ad hoc way of the vendor to apply security patches.

Third, there are cases that the previously fixed vulnerabilities appear again in later firmware images. For example, the firmware of DAP-1522 REV.B (version 2.07B01) released in 2013 patched CVE-2019-18852. However, the later firmware released in 2015 (version PATCH_2.03.B01) does not apply the security patch of CVE-2019-18852. This indicates that the vendor does not enforce a managed process to release security patches.

To make matters worse, by analyzing the released patches, attackers can locate vulnerable EoL models that are not publicly known and most likely not patched. As shown in Table 6, only 16% (16/97) of vulnerable models are in the list of affected devices from NVD. Moreover, the models that are not in the list have a lower probability of being patched. Only 21% (17/81) of the vulnerable models not in the known affected list are patched successfully while 69% (11/16) of the vulnerable models in the known affected list are patched successfully.

Summary The following facts further pose serious security concerns. *First*, around one third of EoL models have at least one vulnerability, and most vulnerable EoL models have high-risk vulnerabilities. *Second*, more than half of vulnerabilities are discovered after the EoL date,

which indicates that they will not be patched in most cases. *Third*, the ad hoc way to release security patches makes the patches incomplete and can further expose vulnerable EoL models that were not publicly known.

4.4 Insecure EoL Devices in the Wild

To evaluate the insecurity of EoL devices better, we first combine the results above (Section 4.2 and Section 4.3) and then simulate the attacks that vulnerable EoL devices can launch. In particular, we detect 1,172,443 vulnerable EoL devices in the latest search (i.e., May 10, 2021), as shown in Table 8. Moreover, as shown in Table 7, the attackers can launch a 2.79 Tbps DDoS attack, which is more than two times Mirai’s attack on French web host OVH [24], according to our simulation results.

The vulnerable EoL models have more than 1,000,000 alive devices. Out of 1,272,156 active D-Link devices, 92% devices (i.e., 1,172,443) are vulnerable. Among the vulnerable EoL devices, 518,936 (nearly half) have high-risk vulnerabilities according to the CVSSv2 framework. As shown in Figure 7, the amount of vulnerable active EoL devices is stable, which is the same as the amount of active EoL devices.

Moreover, Table 8 shows the type distribution of vulnerable active devices. Routers and internet cameras account for more than 99% of vulnerable EoL devices. For instance, the DSL-2640B model has 10 vulnerabilities with 125,907 alive devices. The devices have been reported to be exploited and abused by the DNSChanger malware [4]. Five of its vulnerabilities were reported in 2020, but have not been patched yet. In addition, the proportion of vulnerable devices in active devices is larger than the proportion of vulnerable models in active models, for routers, internet cameras, and access points. For example, for routers, among 43 active models 29 (67%) are vulnerable, while among 246,184 active devices 224,782 (91%) are vulnerable.

The attackers can achieve a minimum of 2.79 Tbps attack by exploiting EoL devices. When simulating, we only consider the OS command injection vulnerabilities and assume all devices run the latest firmware version to get a low-bound of simulated traffic. Table 7 lists the EoL models affected by these OS command injection vulnerabilities and the number of their active devices. There are 212,403 active devices threatened by OS command injection vulnerabilities. We randomly select around 15% of their active devices to detect the bandwidth they can achieve. We utilize the tool Pathneck [43] to probe the bandwidth in the connection between the active devices and our server. In total, we successfully detect bandwidth of 8,636 active devices. If attackers control these 8,636 vulnerable active devices, they can achieve a 2.79 Tbps DDoS attack.

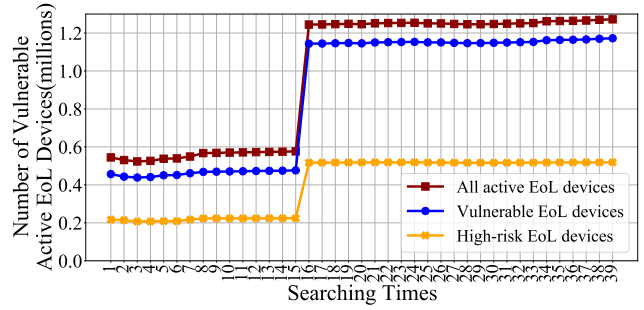


Figure 7: Aliveness of Vulnerable EoL devices. The monitor begins on 6/23/2020 and stops on 5/10/2021. The boost is because we added more EoL models between 15th and 16th search.

```

1 $GETCFG_SVC = cut($_POST["SERVICES"],
  $SERVICE_INDEX, ",");
2 TRACE_debug("GETCFG: serivce[".$SERVICE_INDEX."] =
  ".$GETCFG_SVC);
3 if ($GETCFG_SVC!=""){
4   $file = "/htdocs/webinc/getcfg/".$GETCFG_SVC.".
  .xml.php";
5   /* GETCFG_SVC will be passed to the child
  process. */
6   if (isfile($file)=="1") dophp("load", $file);}

```

Figure 8: Vulnerable code in /htdocs/web/getcfg.php. The value of \$file, which can be controlled by attackers, is not checked. In this case, attackers can execute designated php script via function dophp.

4.5 Case Study

At last, we use DIR-818LW as a case study to demonstrate the insecurity caused by EoL devices. The EoL date of this model is 05/01/2017. In 2020, we bought a DIR-818LW device from Amazon to analyze the vulnerabilities in this model. Note that this model has two sub-models, i.e., REVA and REVB. The device we purchased is REVA. The original firmware version on the device is DIR-818LW_REVA_FIRMWARE_1.01. There are six firmware images for DIR-818LW(REVA), as shown in Table 9. The last firmware (PATCH_2.06) is released after the EoL date.

Security patches that cannot be applied. Two firmware images downloaded cannot be applied to our device, including PATCH_2.05 and PATCH_2.06. Our further analysis shows that the MD5 value of the firmware image DIR-818LW_REVA_FIRMWARE_PATCH_2.05 is the same as the firmware image DIR-818LW_REVB_FIRMWARE_PATCH_2.05 which is for another sub-model (i.e., DIR-818LW_REVB). We suspect that the vendor released a wrong security patch.

Table 7: The result of attack simulation. *Active Devices* means the number of active devices detected by ZoomEye in the latest searching (i.e., May 10, 2021). *Measured Devices* means the number of devices we select randomly to measure the bandwidth. *Successfully Measured Devices* means the number of devices we measure the bandwidth successfully. *Average Bandwidth* and *Attack* mean the average and summation of bandwidths for each EoL model, respectively. The summation of bandwidths is the traffic that attackers can achieve in DDoS attacks.

EoL Model	Active Devices	Measured Devices	Successfully Measured Devices	Average Bandwidth (Mbps)	Attack (Gbps)
DIR-412	250	89	25	291.0	7.1
DIR-600	31,507	11,564	3,211	331.5	1,039.6
DIR-645	1,434	459	86	519.5	43.6
DIR-655	4,137	1,617	376	344.1	126.4
DIR-815	2,258	873	172	398.9	67.0
DIR-825	187	97	19	305.0	5.7
DIR-860L	2,749	1,025	257	386.9	97.1
DIR-865L	1,182	381	31	358.4	10.9
DCS-930L	141,027	10,397	4,056	329.7	1,305.9
DIR-615	7,641	715	163	322.0	51.3
DIR-850L	11,190	596	158	498.4	76.9
DIR-868L	8,841	563	82	363.2	29.1
Total	212,403	28,376	8,636	-	2,860.4

Table 8: Type distribution of D-Link vulnerable EoL devices.

Type	Router	Internet Camera	Gateway	Access Point	Print Server	Others	Total
EoL Models	111	84	44	54	13	127	433
Active Models	43	43	5	11	7	2	111
Vulnerable Models	60	36	0	16	1	12	125
Vulnerable Active Models	29	22	0	7	1	0	59
Active Devices	246,184	983,832	38,293	3,102	742	3	1,272,156
Vulnerable Active Devices	224,722	944,782	0	2,938	1	0	1,172,443

Ineffective security patches. For instance, CVE-2018-10106 leads to permission bypass and information disclosure in `/htdocs/web/getcfg.php`, as shown in Figure 8. The webserver gets the `SERVICES` parameter from received packets (Line 1) and splices it into a file name (Line 4) and executes the file (Line 6) without checking the context of the `SERVICES` parameter. If an attacker sets `SERVICES=DEVICE.ACCOUNT`, he can directly execute `/htdocs/web/inc/getcfg/DEVICE.ACCOUNT.xml.php` which leaks sensitive information such as username and password.

The security patch in the firmware `DIR-818LW_REVA_FIRMWARE_1.05` adds code `if(is_power_user() == 1)` before getting parameter in

Table 9: The firmware information of DIR-818LW_REVA. The firmware `DIR-818LW_REVA_FIRMWARE_1.01` does not have build time because we cannot unpack the firmware.

Version	Release Date	Build Date
1.01	01/24/2014	-
1.02	03/27/2014	03/21/2014
1.04	09/01/2013	08/22/2014
1.05	06/23/2015	04/19/2015
PATCH_2.05	07/16/2015	07/09/2015
PATCH_2.06	01/04/2019	12/06/2018

Line 1 to conduct the permission check. In function `is_power_user()`, the web server checks whether the value of `AUTHORIZED_GROUP` is empty or less than 0, which means the user is not authorized. If so, the function `is_power_user()` returns 0 and the vulnerable code in Figure 8 will not be executed. However, the permission check can be bypassed [2], making the security patch ineffective. When handling request packets, the web server stores parameters in a string using `\n` as the delimiter. If an attacker adds `\nAUTHORIZED_GROUP=0` to his packets, he can set `AUTHORIZED_GROUP` to 0 and bypass the permission check.

The public vulnerability disclosure is incomplete. There are six vulnerabilities in `DIR-818LW_REVA_FIRMWARE_1.05`. All of them are manually confirmed with the real device and exploits. Table 10

Table 10: Vulnerabilities exist in the DIR-818LW_REVA_FIRMWARE_1.05 firmware.

Vulnerabilities	Risk Rank
CVE-2020-15895	Medium
CVE-2018-10106	Critical
CVE-2019-18852	Critical
CVE-2018-6530	Critical
CVE-2019-20215	Critical
CVE-2019-17621	Critical

shows the detailed information. However, the model DIR-818LW is not in the affected models list of all these six vulnerabilities, while there do exist public exploits that target this model. This makes the security evaluation based on CVE ineffective.

5 DISCUSSION

First, our study raises alarms about EoL devices that deserve further efforts of the community. For instance, Internet service providers can dynamically monitor the EoL devices and block attacks in the Internet. Vendors can notify the owners of their EoL devices to upgrade the devices to newer ones. A database of active EoL devices can be built and shared to let users detect whether their devices are EoL and provide security suggestions to users. The community can also develop patches for critical vulnerabilities using binary rewriting techniques. Nevertheless, our work is the first measurement study to reveal the alarming facts of EoL devices, making the community pay more attention to this issue that has been overlooked.

Second, we use the "app" filter in ZoomEye to collect the alive devices. This method depends on the fingerprints that are used by the search engine to recognize models. Although we have an evaluation showing that ZoomEye is more reliable than the other two engines, developing accurate fingerprints for every model is a time-consuming process because of the diversity of embedded devices. Therefore, alive devices of some EoL models may be missed by the search engine. However, these cases are rare, and we think it is acceptable.

Third, although our study reveals the alarming facts about EoL devices, the result reported is still not the whole picture. That is because our analysis is based on 894 EoL models of D-Link, Netgear, and Tp-Link, and there exist much more vendors in the market, e.g., Huawei and Cisco. The findings may not directly apply to EoL models of other vendors. Moreover, we get the EoL model lists of D-Link and Tp-Link from their US websites [13]. We notice that for different regions, EoL models can be different. Therefore, we cannot claim our

findings can apply to EoL models in other regions. However, the methodology proposed by this study can be applied to other models, as long as the EoL information can be directly retrieved.

Fourth, our evaluation requires manual efforts to analyze security patches and the release notes of firmware images. Although we are careful during this process, the involvement of manual efforts could introduce errors. In addition, we verify the existence of vulnerabilities in EoL models dynamically with FIRMADYNE or statically with `Ida pro` and `Ghidra`. However, FIRMADYNE cannot emulate all the firmware images. For the vulnerabilities that are statically verified through manual efforts, it is possible that the evaluation may have false positives and false negatives. In the future, we may leverage other state-of-the-art firmware analysis systems if they are publicly available.

Last but not least, our methodology and experiment follow the basic ethical research guidelines [40]. We carefully handle all collected data and do not involve human subjects during the experiment. We will release the data about EoL models and vulnerabilities but not release the IP address of EoL devices to avoid providing information to attackers.

6 RELATED WORK

Studies of Embedded Systems There are some large-scale studies of embedded systems. Costin et al. [32] conduct the first large-scale analysis of embedded systems to assess their security and bring new insights into the security of embedded devices. Bojinov et al. [28] conduct the first in-depth audit of embedded web management interfaces. Cui et al. [35] conduct a vulnerability assessment of embedded network devices within the world's largest ISPs and civilian networks and find a large number of vulnerable embedded devices. Cui et al. [36] scan the number of vulnerable embedded devices on a global scale and present the insecurity of embedded network devices. HD Moore [1] reveals security flaws in UPnP (Universal Plug and Play) protocol and scans the affected devices. Jiang et al. [44] conduct the first comprehensive study on ARM disassembly tools to analyze their capabilities to locate instructions and function boundaries. These studies concentrate on all the embedded devices while our study focuses on EoL devices.

Security Analysis of Embedded Systems Shoshitaishvili et al. [49] present `angr`, a systematized implementation of various analysis techniques. Chen et al. [30] present FIRMADYNE, the first automated dynamic analysis system that can emulate Linux-based firmware of embedded devices in a scalable manner. Zaddach et al. [50] present `Avatar` that enables complex dynamic analysis of embedded devices by orchestrating the execution of an emulator together with the real hardware. Davidson et al. [39] present FIE that builds off

the KLEE symbolic execution engine in order to provide an extensible platform for detecting bugs in firmware programs for the popular MSP430 family of microcontrollers. Costin et al. [33] present a fully automated framework to dynamically analyze the web interfaces in embedded systems. Dullien et al. [41] present a method to construct an optimal isomorphism between the sets of instructions, sets of basic blocks, and sets of functions in two similar executables. Ming et al. [46] perform enhanced dynamic slicing and symbolic execution to compare the logic of instructions that impact the observable behaviors to detecting differences between two binary executables. These works promote the dynamic and static analysis techniques progress and help us to conduct the study.

Patches for EoL Devices in Other Architectures In other architectures, there is also no concept of End-of-Life, but there have been work noticed devices that are no longer supported by the manufacturer and mobile operator. Mulliner et al. [47] present PatchDroid, a system to distribute and apply third-party security patches for Android. For EoL embedded devices, it can also adopt similar methods to reduce the risk.

7 CONCLUSION

In this paper, we conduct the first measurement study to shed light on the (in)security of EoL devices. To this end, our study performs two types of analysis, including the *aliveness analysis* and the *vulnerability analysis*. We have applied our approach to a large number of EoL models from three vendors, including D-Link, Tp-Link and Netgear. Our study reveals some worrisome facts that were unknown by the community. We believe these facts pose a clear call for more attention to deal with the security issues of EoL devices.

REFERENCES

- [1] 2013. Security Flaws in Universal Plug and Play: Unplug. Don't Play. <https://information.rapid7.com/rs/411-NAK-970/images/SecurityFlawsUPnP%20%281%29.pdf>.
- [2] 2018. Ineffective Patch for CVE-2018-10106. https://github.com/iceMatcha/Some-Vulnerabilities-of-D-link-Dir815/blob/master/Vulnerabilities_Summary.md.
- [3] 2019. Netgear End-of-Life Products. https://www.netgear.com/images/aboutus/warranty/SMB_External_EOL_List_0331-2019.pdf.
- [4] 2019. Ongoing DNS hijacking campaign targeting consumer routers. <https://badpackets.net/ongoing-dns-hijacking-campaign-targeting-consumer-routers/>.
- [5] 2020. D-Link XSS Vulnerability Report. <https://supportannouncement.us.dlink.com/announcement/publication.aspx?name=SAP10190>.
- [6] 2020. IoT will see a generation shift in the 2020s: 3.3 billion 5G connections by 2030, 2G/3G shipments to stop in 2028. <https://transformainsights.com/news/iot-generation-shift-2020s-5g-connections-2G3G>.
- [7] 2020. Security Advisories: D-Link DSL-2640B. <https://raelize.com/posts/d-link-dsl-2640b-security-advisories/>.
- [8] 2021. BinaryEdge. <https://www.binaryedge.io>.
- [9] 2021. Common Vulnerabilities and Exposures. <https://cve.mitre.org/>.
- [10] 2021. Common Vulnerability Scoring System. <https://www.first.org/cvss/>.
- [11] 2021. Common Weakness Enumeration. <https://cwe.mitre.org/>.
- [12] 2021. D-Link End-of-Life Policy. <https://www.dlink.com/en/eol-policy>.
- [13] 2021. D-Link Legacy Products. <https://legacy.us.dlink.com/>.
- [14] 2021. EXPLOIT Database. <https://www.exploit-db.com/>.
- [15] 2021. Ghidra. <https://www.nsa.gov/resources/everyone/ghidra/>.
- [16] 2021. Ida Pro. <https://www.hex-rays.com/products/ida/>.
- [17] 2021. Metasploit. <https://www.metasploit.com/>.
- [18] 2021. NATIONAL Vulnerability Database. <https://nvd.nist.gov/>.
- [19] 2021. Nmap: the Network Mapper - Free Security Scanner. <https://nmap.org/>.
- [20] 2021. NVD CWE Slice. <https://nvd.nist.gov/vuln/categories>.
- [21] 2021. Shodan. <https://www.shodan.io/>.
- [22] 2021. Tp-Link End-of-Life Products. <https://www.tp-link.com/us/support/discontinued-model/>.
- [23] 2021. Wikipedia Denial-of-Service Attack. https://en.wikipedia.org/wiki/Denial-of-service_attack.
- [24] 2021. Wikipedia Mirai Malware. [https://en.wikipedia.org/wiki/Mirai_\(malware\)](https://en.wikipedia.org/wiki/Mirai_(malware)).
- [25] 2021. ZoomEye. <https://www.zoomeye.org/doc>.
- [26] Omar Alrawi, Chaz Lever, Manos Antonakakis, and Fabian Monrose. 2019. Sok: Security evaluation of home-based iot deployments. In *Proceedings of the 40th IEEE Symposium on Security and Privacy*.
- [27] Manos Antonakakis, Tim April, Michael Bailey, Matthew Bernhard, Elie Bursztein, Jaime Cochran, Zakir Durumeric, J Alex Halderman, Luca Invernizzi, Michalis Kallitsis, Deepak Kumar, Chaz Lever, Zane Ma, Joshua Mason, Damian Menscher, Chad Seaman, Nick Sullivan, Kurt Thomas, and Yi Zhou. 2017. Understanding the Mirai Botnet. In *Proceedings of the 26th USENIX Security Symposium*.
- [28] Hristo Bojinov, Elie Bursztein, Eric Lovett, and Dan Boneh. 2009. Embedded Management Interfaces: Emerging Massive Insecurity. In *Black Hat USA*.
- [29] Orcun Cetin, Carlos Ganan, Lisette Altena, Takahiro Kasama, Daisuke Inoue, Kazuki Tamiya, Ying Tie, Katsunari Yoshioka, and Michel van Eeten. 2019. Cleaning Up the Internet of Evil Things: Real-World Evidence on ISP and Consumer Efforts to Remove Mirai. In *Proceedings of 2019 Network and Distributed System Security Symposium*.
- [30] Daming D Chen, Maverick Woo, David Brumley, and Manuel Egele. 2016. Towards Automated Dynamic Analysis for Linux-based Embedded Firmware. In *Proceedings of 2016 Network and Distributed System Security Symposium*.
- [31] Jiongyi Chen, Wenrui Diao, Qingchuan Zhao, Chaoshun Zuo, Zhiqiang Lin, XiaoFeng Wang, Wing Cheong Lau, Menghan Sun, Ronghai Yang, and Kehuan Zhang. 2018. IoTfuzzer: Discovering Memory Corruptions in IoT Through App-based Fuzzing. In *Proceedings of 2018 Network and Distributed System Security Symposium*.
- [32] Andrei Costin, Jonas Zaddach, Aurélien Francillon, and Davide Balzarotti. 2014. A large-scale analysis of the security of embedded firmwares. In *Proceedings of the 23rd USENIX Security Symposium*.
- [33] Andrei Costin, Apostolis Zarras, and Aurélien Francillon. 2016. Automated dynamic firmware analysis at scale: a case study on embedded web interfaces. In *Proceedings of the 11th ACM on Asia Conference on Computer and Communications Security*.
- [34] Andrei Costin, Apostolis Zarras, and Aurélien Francillon. 2017. Towards Automated Classification of Firmware Images and Identification of Embedded Devices. In *Proceedings of the 32nd International Conference on ICT Systems Security and Privacy Protection*.

- [35] Ang Cui, Yingbo Song, Pratap V Prabhu, and Salvatore J Stolfo. 2009. Brave new world: Pervasive insecurity of embedded network devices. In *Proceedings of International Workshop on Recent Advances in Intrusion Detection*.
- [36] Ang Cui and Salvatore J Stolfo. 2010. A quantitative analysis of the insecurity of embedded network devices: results of a wide-area scan. In *Proceedings of the 26th Annual Computer Security Applications Conference*.
- [37] Fan Dang, Zhenhua Li, Yunhao Liu, Ennan Zhai, Qi Alfred Chen, Tianyin Xu, Yan Chen, and Jingyu Yang. 2019. Understanding Fileless Attacks on Linux-based IoT Devices with HoneyCloud. In *Proceedings of the 17th Annual International Conference on Mobile Systems, Applications, and Services - MobiSys '19*.
- [38] Yaniv David, Nimrod Partush, and Eran Yahav. 2018. FirmUp: Precise Static Detection of Common Vulnerabilities in Firmware. In *Proceedings of the 23rd International Conference on Architectural Support for Programming Languages and Operating Systems*.
- [39] Drew Davidson, Benjamin Moench, Thomas Ristenpart, and Somesh Jha. 2013. {FIE} on firmware: Finding vulnerabilities in embedded systems using symbolic execution. In *Proceedings of the 22nd USENIX Security Symposium*.
- [40] David Dittrich, Erin Kenneally, et al. 2012. *The menlo report: Ethical principles guiding information and communication technology research*. Technical Report. US Department of Homeland Security.
- [41] Thomas Dullien and Rolf Rolles. 2005. Graph-based comparison of executable objects (english version). In *Proceedings of the Symposium on Information and Communications Security*.
- [42] Weijia He, Maximilian Golla, Roshni Padhi, Jordan Ofek, Markus Dürmuth, Earlene Fernandes, and Blase Ur. 2018. Rethinking access control and authentication for the home internet of things (iot). In *Proceedings of the 27th USENIX Security Symposium*.
- [43] Ningning Hu, Li Li, Zhuoqing Morley Mao, Peter Steenkiste, and Jia Wang. 2004. Locating Internet bottlenecks: Algorithms, measurements, and implications. *ACM SIGCOMM Computer Communication Review* (2004).
- [44] Muhui Jiang, Yajin Zhou, Xiapu Luo, Ruoyu Wang, Yang Liu, and Kui Ren. 2020. An empirical study on ARM disassembly tools. In *Proceedings of the 29th ACM SIGSOFT International Symposium on Software Testing and Analysis*.
- [45] Bingchang Liu, Guozhu Meng, Wei Zou, Qi Gong, Feng Li, Min Lin, Dandan Sun, Wei Huo, and Chao Zhang. 2020. A large-scale empirical study on vulnerability distribution within projects and the lessons learned. In *Proceedings of the 42nd IEEE/ACM International Conference on Software Engineering*.
- [46] Jiang Ming, Dongpeng Xu, Yufei Jiang, and Dinghao Wu. 2017. Binsim: Trace-based semantic binary diffing via system call sliced segment equivalence checking. In *Proceedings of the 26th USENIX Security Symposium*.
- [47] Collin Mulliner, Jon Oberheide, William Robertson, and Engin Kirda. 2013. Patchdroid: Scalable third-party security patches for android devices. In *Proceedings of the 29th Annual Computer Security Applications Conference*.
- [48] Yan Shoshitaishvili, Ruoyu Wang, Christophe Hauser, Christopher Krügel, and Giovanni Vigna. 2015. Firmallice - Automatic Detection of Authentication Bypass Vulnerabilities in Binary Firmware. In *Proceedings of 2015 Network and Distributed System Security Symposium*.
- [49] Yan Shoshitaishvili, Ruoyu Wang, Christopher Salls, Nick Stephens, Mario Polino, Andrew Dutcher, John Grosen, Siji Feng, Christophe Hauser, Christopher Kruegel, et al. 2016. Sok:(state of) the art of war: Offensive techniques in binary analysis. In *Proceedings of the 37th IEEE Symposium on Security and Privacy*.
- [50] Jonas Zaddach, Luca Bruno, Aurelien Francillon, Davide Balzarotti, et al. 2014. AVATAR: A Framework to Support Dynamic Security Analysis of Embedded Systems' Firmwares.. In *Proceedings of 2014 Network and Distributed System Security Symposium*.
- [51] Yaowen Zheng, Ali Davanian, Heng Yin, Chengyu Song, Hongsong Zhu, and Limin Sun. 2019. FIRM-AFL: High-Throughput Greybox Fuzzing of IoT Firmware via Augmented Process Emulation. In *Proceedings of the 28th USENIX Security Symposium*.