
Predictive Representation Learning for Language Modeling

Qingfeng Lan¹ Luke Kumar² Martha White¹ Alona Fyshe¹

Abstract

To effectively perform the task of next-word prediction, long short-term memory networks (LSTMs) must keep track of many types of information. Some information is directly related to the next word’s identity, but some is more secondary (e.g. discourse-level features or features of downstream words). Correlates of secondary information appear in LSTM representations even though they are not part of an *explicitly* supervised prediction task. In contrast, in reinforcement learning (RL), techniques that explicitly supervise representations to predict secondary information have been shown to be beneficial. Inspired by that success, we propose Predictive Representation Learning (PRL), which explicitly constrains LSTMs to encode specific predictions, like those that might need to be learned implicitly. We show that PRL 1) significantly improves two strong language modeling methods, 2) converges more quickly, and 3) performs better when data is limited. Our work shows that explicitly encoding a simple predictive task facilitates the search for a more effective language model.

1. Introduction

Language generation is a complex task. When generating the next word in a sentence, there are multiple things to keep track of (style of writing, topic of the document, current point in a sentence’s structure, etc.), and yet it remains a highly unconstrained problem. There are many equally suitable ways to say the same thing. A common solution to the language generation problem is to train a Recurrent Neural Network (RNN) to predict the next word in a sequence, conditioned on the previous words.

An effective RNN must retain relevant past information, and also provide useful features to predict what is likely to

happen beyond the next word. In multiple instances, the hidden states of RNNs have been shown to encode predictions about upcoming words, including plurality, grammatical number information, and subject-verb dependency (Lakretz et al., 2019). But RNNs are not given any guidance on what to remember, nor what predictions to encode (beyond next word identity). This makes the learning problem much more difficult, and difficult problems tend to require more data.

Predicting future events is a key component in reinforcement learning (RL). Value functions in RL encode predictions about future rewards, as well as predictions secondary to the main reward (Sutton et al., 2011). Models with representations that are forced to encode secondary predictions generalize better (Littman & Sutton, 2002; Schaul & Ring, 2013; Schlegel et al., 2018), a concept known as the *predictive representation hypothesis* (Rafols et al., 2005).

Inspired by this, we propose a new approach to language modeling: Predictive Representation Learning (PRL). PRL is a sequence-to-sequence framework designed for auxiliary task learning. PRL generates predictive representations while learning to solve a simple sequence labeling task (e.g. part-of-speech tagging or named entity recognition). These PRL representations are then incorporated into the hidden representations of a more complex language model, allowing the language model to leverage those predictions when selecting the next word. Our work clearly demonstrates that optimizing for a simple task and incorporating those predictions into the hidden states, help the model to find better solutions to the much more complex problem of language modeling.

To summarize, our main contributions are:

1. PRL, an auxiliary task framework that learns predictive hidden representations for language modeling;
2. evidence that PRL improves language modeling performance perplexity by up to 5% ;
3. evidence that PRL improves both the convergence rate and sample efficiency of language models.

2. Related Work

Our work is closely related to predictive representations and multi-task learning, as we outline in this section.

¹Department of Computing Science, University of Alberta, Edmonton, Alberta, Canada ²Alberta Machine Intelligence Institute, Edmonton, Alberta, Canada. Correspondence to: Qingfeng Lan <qlan3@ualberta.ca>.

2.1. Predictive Representations

The predictive representations hypothesis, first proposed in the area of RL, posits that representations that predict future observations are better for generalization (Rafols et al., 2005). This hypothesis was inspired by earlier work, which developed predictive state representations (PSRs) (Littman & Sutton, 2002). A PSR is a vector of predictions about the probabilities of several future action-observation sequences. Later, the state prediction took the form of value functions. Sutton & Tanner (2005) extended Temporal-Difference (TD) learning methods and proposed TD networks as an effective alternative learning algorithm for PSRs.

Most recently TD networks were generalized, to highlight a connection to RNNs where the hidden state is directly constrained to be value function predictions (Schlegel et al., 2018). They showed that constraining the hidden state to be predictions reduced sensitivity to the truncation level in back propagation through time, and often improved convergence rates. Our work is inspired by this insight, where instead of RL, we investigate the specification and utility of predictive representations for language modeling.

Predictive representations have also proved their value in the area of NLP. Trinh et al. (2018) applied unsupervised auxiliary losses to force RNNs to reconstruct past sequences or predict future sequences. These losses regularize representations in RNNs, which significantly improve the optimization and generalization of RNNs.

Predictive representations are also beneficial for large models that exploit large amounts of data. Kuncoro et al. (2020) proposed structure-distilled BERT models by injecting explicit syntactic inductive biases into BERT models. The syntactic biases are expressed as syntactically informative predictions, in the form of probability distributions. The new models outperformed the baseline on six diverse tasks.

2.2. Multi-task Learning

There are many multi-task learning frameworks for NLP tasks. In these frameworks, parameters for each task can be shared among tasks, improving the optimization of those shared parameters. Bingel & Søgaard (2017) found that multi-task learning can help neural networks training get out of local minima. Multi-task learning also improves model generalization, accelerates the training process, and allows for knowledge sharing across domains (Caruana, 1997; Ruder, 2017).

Specifically, Luong et al. (2016) developed a multi-task sequence-to-sequence model and found that improves translation quality between English and German when trained for syntactic parsing and image caption. Furthermore, Hashimoto et al. (2017) proposed a joint many-task model that reflects linguistic hierarchies and achieves state-of-the-

art or competitive results on many tasks. Similarly, Sanh et al. (2019) introduced a hierarchical model trained by supervising low-level tasks at lower layers and more complex tasks at higher layers. More diverse semantic information is encoded in the learned representations. Subramanian et al. (2018) applied multi-task learning to learn general purpose distributed sentence representations. They demonstrated that these representations greatly speed up low-resource learning and they are competitive to or better than other sentence representations produced by previous methods.

In contrast to these approaches, our work focuses on incorporating predictions into states for language modeling. This differs from indirectly using auxiliary tasks.

3. Predictive Representations for Language Modeling

We begin with an intuitive example showing how predictions can improve language modeling (LM) by significantly reducing the hypothesis space. Then, we present two different forms of predictive representations (P and Q predictions) for LM.

3.1. Predictions Reduce the Hypothesis Space

One of the challenges in LM is a large vocabulary set over which the model must produce predictions. For example, language models trained in English often have a vocabulary of tens of thousands of words. Choosing one word from this large set contributes to the difficulty of the problem.

PRL is inspired by the idea that LM would be easier if we had some additional information about the next word. LM is strongly related to part-of-speech (POS) tagging (Heeman, 1999) and named entity recognition (NER) (Sachan et al., 2018). With access to the predicted POS/NER tag of the next word, a language model may be able to reduce the number of probable next words, thus improving accuracy.

For example, if we knew the next word was a noun, that would reduce our prediction space to nouns only. POS tags partition the prediction space and allow us to focus on only a subset of the total vocabulary when making our next-word prediction (see Figure 1). Predicting the POS tag of the next word is an easier task than predicting the next word, and so the predictions are fairly trustworthy. Thus, the secondary POS prediction task can provide an additional explicit signal to a language model.

PRL forces the representations of the language model to be predictions for these supervised sequence labeling tasks, which can be leveraged by the language model. Many such sequence labeling tasks could be considered; here we explore POS tagging and NER.

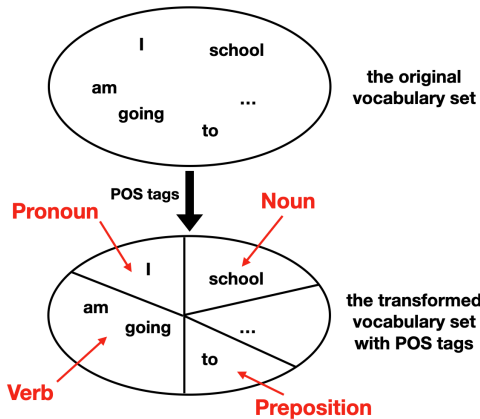


Figure 1. The predictions of POS tags help reduce the hypothesis space greatly.

3.2. Two Forms of Predictive Representations

How can we communicate the predictions from a sequence labeling model to a language model? One possibility is to pass the raw probabilities from the classifier to the language model. For a classification task such as POS tagging, a supervised model usually generates a probability distribution over all POS tags. We call these probabilities **P predictions**.

The second form of predictive representations we consider is the output of action-value functions from RL. We first transform a sequence labeling task (POS tagging) into an RL problem, which has been studied previously (Keneslloo et al., 2019). “I am going to school.” is the example sentence we want to label. The correct POS labels are “I (Pronoun) am (Verb) going (Verb) to (Preposition) school (Noun).” We set the state space \mathcal{S} to be the vocabulary set, i.e. $\mathcal{S} = \{I, am, going, to, school, \dots\}$. The action space \mathcal{A} is the set of all possible POS labels, such as $\mathcal{A} = \{Pronoun, Verb, Preposition, Noun, \dots\}$. The example sentence together with the correct labels can be represented as a finite Markov Decision Process (MDP) as shown in Figure 2. When a correct POS label for the current word is chosen, it leads to the next state with a reward of 1; otherwise, it goes to the terminal state with a reward of 0. For example, in state “am” if action “Verb” is taken, the agent goes to the next state (“going”); otherwise it transitions to the terminal state.

In this setting, for each state-action pair (s, a) , the action-value function $Q(s, a)$ is the expected discounted number of steps that the agent will be able to correctly label the next word, from the current state s if it took labeling action a . If this number for an action a is the largest among all others, it suggests that this action a is the correct label. Additionally, the magnitudes of $Q(s, a)$ for the possible actions provide

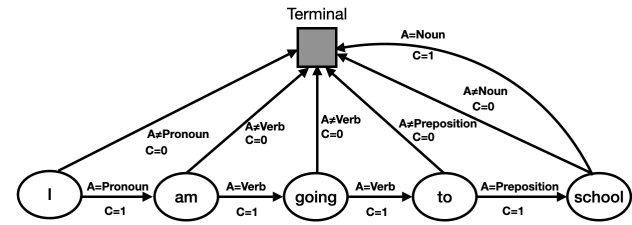


Figure 2. An MDP representation of the sentence example for POS tagging. Only when the correct label (A) is selected does the MDP move to the next state, receiving a reward (C) of 1. All incorrect labels result in a transition to the terminal state with zero reward.

information about ambiguity: if all but one actions have $Q(s, a) = 0$, then the model is quite sure that the maximal action is the correct one; otherwise, some other actions should be considered. Here, the training of a POS tagger is equivalent to finding an optimal policy to maximize the expected return by choosing the correct label for each word.

Note that here the reward signals are dense (defined for each token). While learning from sparse reward signals are hard (Riedmiller et al., 2018; Agarwal et al., 2019), our dense reward setting makes the task easier to solve. In our experiments, we therefore simply apply Q-learning (Watkins, 1989) to learn an optimal policy, but other RL algorithms could also be applied. Following this pattern, other sequence labeling tasks can also be formulated as RL problems. In contrast to P predictions (i.e. probabilities), we call the action-value functions **Q predictions**. Note that Q predictions include discounted future information, whereas P predictions are probabilities for the next word only.

4. Predictive Representation Learning

In this section, we develop a new RNN model with encoder-decoder structure called Predictive Representation Learning (PRL) for the main task of LM. For the auxiliary task, we consider two sequence labeling tasks – POS tagging and NER. Though in principle, other appropriate sequence labeling tasks could be used, we experimented with POS tagging and NER mainly because they are complementary to LM and have smaller prediction spaces. POS/NER taggers usually predict the POS/NER label of the current word (w_t), but a language model predicts the identity of the next word. To align with LM, our POS/NER tagger predicts the POS/NER label for the *next* word (w_{t+1}) *without observing it*. We present our model in Figure 3. It consists mainly of three parts - the shared encoder, the auxiliary decoder, and the LM decoder.

Given an input sentence, we feed it as a sequence of words

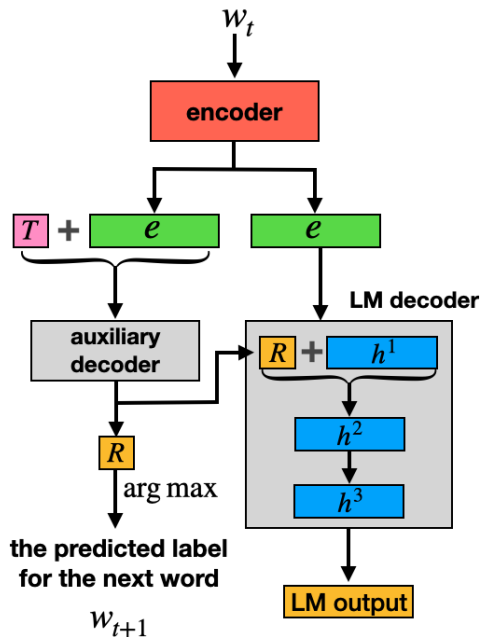


Figure 3. The model structure of PRL. The encoder (the red rectangle) is shared by both tasks while each task has its own decoder. Each word w is encoded by the shared encoder into a word embedding e . The label trace T (the pink square) is concatenated with the word embedding e to form a new word embedding $T + e$. The auxiliary decoder decodes $T + e$ into predictive representations R (the yellow square). For the LM decoder, R is concatenated with the first hidden state h^1 inside the LM decoder to form a new hidden state $R + h^1$. The multi-layer LSTM proceeds as is typical in a language model.

into the **shared encoder** (the red rectangle in Figure 3) where each word w is encoded to a word embedding e (Figure 3, green rectangle). The encoder is an embedding layer (i.e. a lookup table that stores word embeddings of a vocabulary set).

The **auxiliary decoder** is usually an RNN. The input consists of the word embedding and what we call a **label trace** (described in more detail at the end of this section). The label trace explicitly encodes historical labels (e.g. the POS tags of past words). We concatenate the label trace vector T (Figure 3, pink square) with the word embedding (e) to form a new word embedding (i.e. $T + e$) which contains historical label information. The auxiliary decoder decodes $T + e$ into predictive representations R (Figure 3, yellow square). Depending on the exact form of predictive representations, R can be P predictions or Q predictions. To generate the predicted label, we take $\arg \max$ over R .

The **LM decoder** is a 3-layer LSTM. After the auxiliary decoder computes R , it is then concatenated with the first

hidden state h^1 inside the LSTM to form a new hidden state $R + h^1$. This new hidden state, along with its predictive component, is the input to the next LSTM layer. The rest of the computation proceeds as is typical in a multi-layer LSTM and produces a prediction for the next word. Following previous work, cross-entropy is the loss function.

Finally, an important detail for this architecture is the label trace given to the auxiliary encoder. A label trace is the sum of exponentially discounted one-hot vectors. Each element of the trace vector is a summary of the past observations of a particular label type. Formally, let y_1, \dots, y_t be the label sequence chosen by the optimal policy. The label trace $T_t(y)$ for each label y is the exponentially discounted count of y over the already observed words, defined as

$$T_t(y) \doteq \sum_{k=1}^t \gamma^{t-k} \mathbb{1}(y_k = y) \quad (1)$$

where $\gamma \in [0, 1]$ and $\mathbb{1}$ is an indicator function. Higher trace values indicate this label was seen more frequently, recently.

In our experiments, we apply label traces to improve the performance of an auxiliary task.¹ Only the auxiliary decoder has access to these label traces, but not the LM decoder, as shown in Figure 3. The label traces boost the performance of LM indirectly by improving the quality of predictive representations, as we will show in the following experiments.

5. Experiments

For the following experiments, LM is the main task while POS tagging is the auxiliary task. To align with the goal of LM, we change the goal of POS tagging to predicting the correct POS label for the *next* word instead of the *current* word. We perform our experiments on two widely used LM benchmarks - Penn Treebank (PTB) (Marcus et al., 1993) and WikiText-2 (WT2) (Merity et al., 2016). For PTB, we used the version pre-processed by Mikolov et al. (2011). This dataset contains 929k training words, 73k validation words, and 82k test words. It has a vocabulary of 10,000 words, and words not in the vocabulary are replaced by $\langle unk \rangle$ tokens. We extracted the corresponding POS labels from the original PTB dataset. Since the original PTB dataset has no NER labels, we used the English NER tagger in spaCy to label sentences in PTB.²

WT2 is created from Wikipedia articles with over 30,000 words. It is about twice the size of the PTB dataset and contains 2088k training words, 217k validation words, and

¹We tried the cases that the LM decoder or both decoders had access to label traces. However, there was no significant performance improvement. This is within expectation since the label traces encode labels of an auxiliary task, so they are easier to use by the auxiliary decoder.

²<https://github.com/explosion/spaCy>

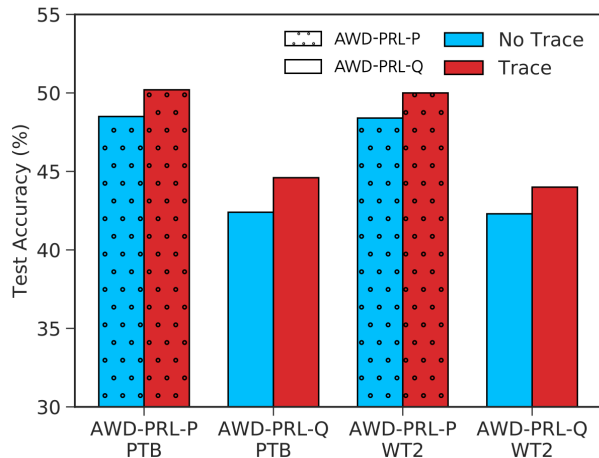


Figure 4. The comparison of POS tagging accuracy on PTB and WT2 using AWD-PRL-P and AWD-PRL-Q, with and without the label trace. Higher is better. All results were averaged over 5 run. The standard errors are in the range of 0.01%-0.06%, and so are to small to be visible on the plot. Overall, the experiments show that the label trace component significantly improves POS prediction.

245k test words. WT2 has no NER or POS tags, so again we generate tags with the English POS and NER taggers in spaCy.

5.1. PRL’s Effect on LM

In this section, we show that the performance of LM can be further improved when predictive representations are incorporated.

We first integrate ASGD Weight-Dropped LSTM (AWD-LSTM) (Merity et al., 2018) into PRL. We use AWD as a shorter name of AWD-LSTM. Our models that combine AWD with PRL are called AWD-PRL-P and AWD-PRL-Q; AWD-PRL-P uses P predictions (i.e. probabilities) as predictive representations while AWD-PRL-Q uses Q predictions (i.e. action-value functions).

For the LM decoder, we used the same hyperparameters and optimization settings provided in the official codebase.³ The auxiliary decoder is a 2-layer LSTM with a hidden size of 380 and a linear layer neural network.

During training, we employed an alternating training approach. For a selected task, a batch of data samples of this task is used to update the parameters in the corresponding decoder and the shared encoder by gradient descent. Next, we switched to a different task and continued this training process until convergence. The best learning rate was se-

³<https://github.com/salesforce/awd-lstm-lm>

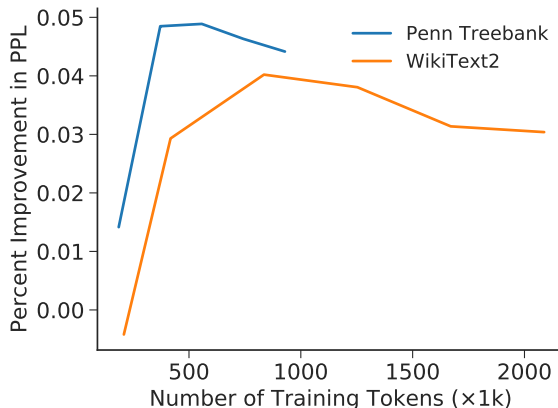


Figure 5. The percent change in PPL of AWD-PRL-Q over AWD on the test set of PTB and WT2, as a function of dataset size (measured by the number of training tokens). Average over 5 runs is reported. PRL improves language models trained with datasets at different scales.

lected from $\{30, 28, 26, 24, 22, 20, 18, 16, 14, 12, 10, 8, 6\}$ based on validation performance. The discount factor γ was chosen from $\{0, 0.5, 0.67, 0.8, 0.9, 0.99\}$. We trained all models for 5 different random initializations. Following Yang et al. (2018), we removed finetuning to reduce training time. All models were trained for 500 epochs on PTB and 750 epochs on WT2. Models were evaluated using perplexity (PPL, lower is better). We reproduced the original results with AWD’s official codebase. More implementation details (runtime, model size etc.) can be found in Appendix.

Table 1 & 2 show the averaged results of all models over 5 runs on PTB and WT2, respectively. Note that our reproduced results are slightly worse than the results reported in Merity et al. (2018) since we report the averaged perplexities over 5 runs without further finetuning the models. We report results with and without applying a neural cache. Neural caches keep past hidden activations for later use which greatly boost prediction performance (Grave et al., 2016). On both datasets, AWD-PRL-P and AWD-PRL-Q outperform AWD, with and without applying a neural cache. This supports our hypothesis that constraining the learned representation to be simple predictions improves model performance. It also confirms that predicted POS/NER tags improve the performance of LM, whether the information itself is represented by P predictions or Q predictions. Compared to NER, using POS tagging as the auxiliary task results in a greater reduction of PPL.

To test the generalization of PRL, we incorporated it into another language model, Mixture of Softmaxes (AWD-LSTM-MoS) (Yang et al., 2018). Here we use MoS as a shorter

Table 1. The comparison of test PPLs on PTB for models based on AWD. For test PPL, lower is better. The Δ columns show the improvements of AWD-PRL-P/Q in terms of PPL, compared with AWD. We report results with and without a neural cache. All results were averaged over 5 runs with the standard errors reported. For both auxiliary tasks, PRL improves the performance of AWD, with and without a neural cache.

Auxiliary Task	Model	No Neural Cache		Neural Cache	
		Test PPL	Δ	Test PPL	Δ
/	AWD	58.48 \pm 0.06	/	54.36 \pm 0.07	/
NER	AWD-PRL-P	56.84 \pm 0.03	1.64	52.74 \pm 0.03	1.62
NER	AWD-PRL-Q	57.06 \pm 0.05	1.42	52.97 \pm 0.05	1.39
POS tagging	AWD-PRL-P	56.31 \pm 0.06	2.17	52.01 \pm 0.05	2.35
POS tagging	AWD-PRL-Q	55.90 \pm 0.06	2.58	51.90 \pm 0.06	2.46

Table 2. The comparison of test PPLs on WT2 for models based on AWD. For test PPL, lower is better. The Δ columns show the improvements of AWD-PRL-P/Q in terms of PPL, compared with AWD. We report results with and without a neural cache. All results were averaged over 5 runs with the standard errors reported. For both auxiliary tasks, PRL improves the performance of AWD, with and without a neural cache.

Auxiliary Task	Model	No Neural Cache		Neural Cache	
		Test PPL	Δ	Test PPL	Δ
/	AWD	68.85 \pm 0.11	/	54.24 \pm 0.07	/
NER	AWD-PRL-P	67.14 \pm 0.09	1.71	52.91 \pm 0.07	1.33
NER	AWD-PRL-Q	67.03 \pm 0.03	1.82	52.96 \pm 0.01	1.28
POS tagging	AWD-PRL-P	67.52 \pm 0.06	1.33	52.86 \pm 0.05	1.38
POS tagging	AWD-PRL-Q	66.75 \pm 0.07	2.10	52.58 \pm 0.05	1.66

name for AWD-LSTM-MoS. Our models that combine AWD with PRL are called MoS-PRL-P and MoS-PRL-Q, using P predictions and Q predictions, respectively.

We used a similar training process and hyperparameter tuning as in the previous AWD experiment. Models were trained to convergence for 800 epochs on both datasets. For AWD, POS tagging was clearly a better auxiliary task; thus for these experiments, we only explore POS tagging as an auxiliary task. We reproduced the original results using the official codebase.⁴

Table 3 shows the averaged results of the two models over 5 runs as well as the standard errors. Results with dynamic evaluation (Krause et al., 2018) (column Dyneval) and without dynamic evaluation (column No Dyneval) are reported. Dynamic evaluation helps a model adapt to recent sequences and improves its performance.

MoS-PRL-P and MoS-PRL-Q outperform MoS on PTB and WT2 consistently without dynamic evaluation. With dynamic evaluation, the performance gaps of these three models narrow. Though MoS-PRL-P and MoS-PRL-Q on PTB with dynamic evaluation outperform the baseline MoS, they result in a slight increase in PPL on WT2 (though the PPLs are within a standard deviation of each other). Overall,

the results show that PRL improves the performance of LM.

5.2. Analysis of the Convergence Rate and the Influence of the Dataset Size

We have shown that PRL improves the performance of the final trained language models. Because PRL helps to guide representation learning, we hypothesized it would also improve the convergence rate and sample efficiency. Figure 7 shows the validation PPL while training AWD and AWD-PRL-Q on PTB, with POS tagging as the auxiliary task. Notice that the PPL of AWD after 500 epochs is achieved by AWD-PRL-Q after only 100 epochs. The results for WT2 are similar as shown in Figure 6.

PRL helps language models converge faster, but what is convergence like with less data? To study the influence of dataset size on LM performance, we trained AWD and AWD-PRL-Q on a subset of the training data, with POS tagging as the auxiliary task. We created several smaller PTB and WT2 datasets and trained models on them. In Figure 5, we see improvements on PTB, even when we include only 250k tokens. The performance of AWD-PRL-Q on WT2 with 250k tokens is slightly worse than AWD, but improvements are seen with just slightly more tokens. The percent improvement in PPL can approach 5%, and it appears to stabilize at 3% even as the dataset size surpasses

⁴<https://github.com/zihangdai/mos>

Table 3. The comparison of test PPLs on PTB and WT2 for models based on MoS, using POS tagging as an auxiliary task. For test PPL, lower is better. The Δ columns show the improvements of MoS-PRL-Q in terms of PPL, compared with MoS. We reported results with dynamic evaluation (Dyneval) and without (No Dyneval). All results were averaged over 5 runs with the standard errors reported. Overall, PRL improves the performance of MoS.

Dataset	Model	No Dyneval		Dyneval	
		Test PPL	Δ	Test PPL	Δ
PTB	MoS	56.44 ± 0.06	/	49.99 ± 0.05	/
PTB	MoS-PRL-P	54.07 ± 0.08	2.37	48.86 ± 0.07	1.13
PTB	MoS-PRL-Q	53.88 ± 0.06	2.56	48.21 ± 0.04	1.78
WT2	MoS	64.92 ± 0.18	/	44.08 ± 0.07	/
WT2	MoS-PRL-P	64.82 ± 0.13	0.10	44.19 ± 0.04	-0.11
WT2	MoS-PRL-Q	64.39 ± 0.14	0.53	44.13 ± 0.08	-0.05

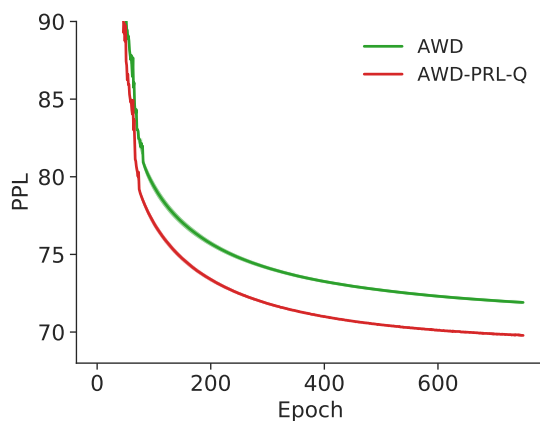


Figure 6. The validation PPL for AWD and AWD-PRL-Q on WT2 during training. Lower is better. Average over 5 runs is shown, shaded regions represent standard errors. AWD-PRL-Q converges faster than AWD.

2M tokens. Thus, PRL can improve language models trained with smaller datasets, and even when the datasets are quite large, there still exists a significant improvement.

5.3. Performance of POS Tagging

We were also interested in the performance of POS tagging, and the impact of the label trace on that accuracy. To study this, we removed the label trace components from AWD-PRL-P and AWD-PRL-Q to create two new models, denoted as *AWD-PRL-P (no T)* and *AWD-PRL-Q (no T)* respectively. We trained the models as described in Section 5.1 and reported the POS tagging accuracy of each model.

Figure 4 shows the test performance of AWD-PRL-P and AWD-PRL-Q on PTB and WT2, with and without the label trace. All results were averaged over 5 runs with the

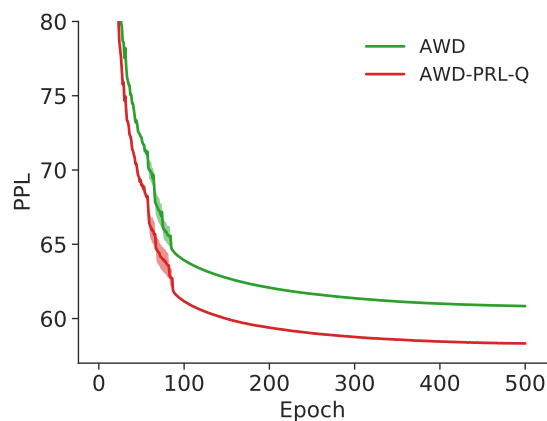


Figure 7. The validation PPL for AWD and AWD-PRL-Q on PTB during training. Lower is better. Average over 5 runs is shown, shaded regions represent standard errors. AWD-PRL-Q converges faster than AWD.

standard errors reported.

Notice that predicting the POS label for the next word is much harder than predicting the POS label for the current word. The accuracy of POS tagging for the next word is barely 50% while state-of-the-art accuracy of English POS tagging for the *current* word is close to 100% (Bohnet et al., 2018).

The ablation experiments also show that the label trace component significantly improves POS prediction. This suggests that label traces given to the auxiliary decoder are believed to be useful. Although both AWD-PRL-P and AWD-PRL-Q can *learn to* extract and retain historical information, the explicit encoding of history helps. More ablation results for the label trace in AWD-PRL-Q can be found in Appendix.

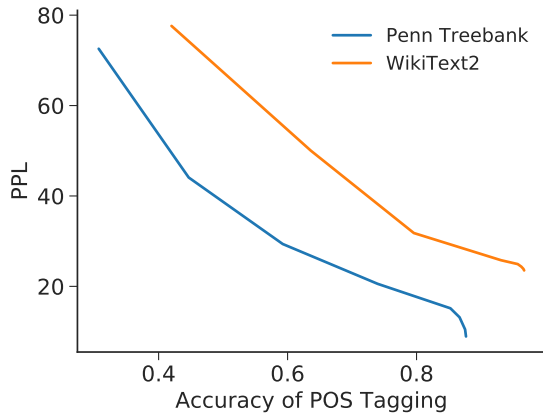


Figure 8. The relation between the accuracy of POS tagging and PPL of LM on PTB and WT2 for MoS-PRL-Q. The PPL drops almost linearly as the POS tagging accuracy increases.

Note that, in terms of POS tagging, AWD-PRL-P outperforms AWD-PRL-Q on both datasets as shown in Figure 4. In Section 5.1, we showed that AWD-PRL-Q is better than AWD-PRL-P for LM. Thus, AWD performs better for LM when supported by a less accurate POS tagger. As we will see, this differs from the results in Section 5.4, which show that (in general) higher POS tagging accuracy leads to better performance of LM. Recall that Q predictions from AWD-PRL-Q encode not only the prediction of the immediate next POS label, but all labels following the current word. In comparison, the probability distribution in AWD-PRL-P only tells us about the POS label of the immediate *next word*. A plausible explanation is that AWD-PRL-Q’s additional *future* predictions provide the performance boost.

5.4. Effect of POS Tagging Accuracy on PRL

We have shown that the performance of LM is improved by PRL. Note that this is true even though the accuracy of the underlying POS tagging is as low as 44%. This inspired us to ask: what would the impact of PRL be if POS tagging was better? How does a language model improve as POS tagging improves?

Current state-of-the-art methods for predicting a POS label given the representation of the current word (i.e. the word to be tagged) are extremely accurate (Bohnet et al., 2018). Recall that our model predicts the POS label of the next word without access to that word’s embedding. We leveraged these two facts in order to study the effect of POS tagging accuracy on MoS-PRL-Q. We developed an *oracle model*, wherein the POS tagger, trained to predict the POS label of the next word, actually has access to the embedding of

that next word (rather than access only to the current word). We are totally aware that this oracle access can leak some information about the next word to the LM decoder through the auxiliary decoder, and it is not a valid way to build a real language model scientifically. But, because the upper limit of these oracle predictions can approach 90%, we can more fully experiment with the impact of POS tagging accuracy on MoS-PRL-Q and explore the limits of PRL. To control the accuracy of POS tagging, we varied the size of the hidden layers in the POS decoder (layers with fewer hidden units leads to lower performance). Note that we trained the oracle model with only 10 epochs.

Figure 8 shows how PPL changes as the accuracy of POS tagging changes. The PPL decreases almost linearly as the accuracy of POS tagging increases to 80. This strongly supports our hypothesis that constraining representations to be predictive can improve the performance of LM. Moreover, it hints at a promising future for PRL. As we improve the accuracy of POS tagging or incorporate other sequence labeling tasks with higher accuracy, we can expect that the performance of LM will improve too.

6. Conclusion and Future Work

In this paper, we introduced PRL as an addition to RNN models that learns predictive representations. PRL takes inspiration from RL to improve learned solutions for sequence labeling tasks. We incorporated PRL into two strong language models and showed PRL improved the performance of both.

Our results point to several options for future work. To check the generalization of PRL further, we would like to test it on more datasets, more sequence labeling tasks, more forms of predictive representations, and measure the influence of the number of auxiliary tasks. Combining PRL with other RL algorithms (e.g. Actor-Critic (Sutton & Barto, 2018)) is also an interesting direction. The transformer (Dai et al., 2019), which has shown great improvement for LM, is another ripe area for PRL. Furthermore, replacing softmax function with hierarchical softmax (Mohammed & Umaashankar, 2018) in PRL may further improve the model performance.

We also note that our work requires additional labeled data to learn predictive representations. In the future, it may be possible for algorithms to define their own supervision tasks (self-supervision), and incorporate those predictions into the learned representations. As mentioned previously, this occurs naturally in RNNs for LM, but encouraging it more explicitly could leverage the advances we presented here without requiring new labeled datasets. However, the NLP community’s strong tradition of creating benchmarks (and associated labeled data) means there will likely remain plenty to gain by using supervised learning in PRL.

References

- Agarwal, R., Liang, C., Schuurmans, D., and Norouzi, M. Learning to generalize from sparse and underspecified rewards. In *International Conference on Machine Learning*, 2019.
- Bingel, J. and Søgaard, A. Identifying beneficial task relations for multi-task learning in deep neural networks. In *Proceedings of the 15th Conference of the European Chapter of the Association for Computational Linguistics: Volume 2, Short Papers*, 2017.
- Bohnet, B., McDonald, R., Simoes, G., Andor, D., Pitler, E., and Maynez, J. Morphosyntactic tagging with a meta-BiLSTM model over context sensitive token encodings. In *Proceedings of the 56th Annual Meeting of the Association for Computational Linguistics*, 2018.
- Caruana, R. Multitask learning. *Machine Learning*, 1997.
- Conneau, A. and Kiela, D. SentEval: An evaluation toolkit for universal sentence representations. 2018.
- Dai, Z., Yang, Z., Yang, Y., Carbonell, J. G., Le, Q., and Salakhutdinov, R. Transformer-XL: attentive language models beyond a fixed-length context. In *Proceedings of the 57th Annual Meeting of the Association for Computational Linguistics*, 2019.
- Grave, E., Joulin, A., and Usunier, N. Improving neural language models with a continuous cache. 2016.
- Hashimoto, K., Xiong, C., Tsuruoka, Y., and Socher, R. A joint many-task model: Growing a neural network for multiple nlp tasks. In *Proceedings of the 2017 Conference on Empirical Methods in Natural Language Processing*, 2017.
- Heeman, P. A. Pos tags and decision trees for language modeling. In *Joint SIGDAT Conference on Empirical Methods in Natural Language Processing and Very Large Corpora*, 1999.
- Keneshloo, Y., Shi, T., Ramakrishnan, N., and Reddy, C. K. Deep reinforcement learning for sequence-to-sequence models. *IEEE Transactions on Neural Networks and Learning Systems*, 2019.
- Krause, B., Kahembwe, E., Murray, I., and Renals, S. Dynamic evaluation of neural sequence models, 2018.
- Kuncoro, A., Kong, L., Fried, D., Yogatama, D., Rimell, L., Dyer, C., and Blunsom, P. Syntactic structure distillation pretraining for bidirectional encoders. *arXiv preprint arXiv:2005.13482*, 2020.
- Lakretz, Y., Kruszewski, G., Desbordes, T., Hupkes, D., Dehaene, S., and Baroni, M. The emergence of number and syntax units in LSTM language models. In *Proceedings of the 2019 Conference of the North American Chapter of the Association for Computational Linguistics: Human Language Technologies*, 2019.
- Littman, M. L. and Sutton, R. S. Predictive representations of state. In *Advances in Neural Information Processing Systems*, 2002.
- Luong, M.-T., Le, Q. V., Sutskever, I., Vinyals, O., and Kaiser, L. Multi-task sequence to sequence learning. In *International Conference on Learning Representations*, 2016.
- Marcus, M., Santorini, B., and Marcinkiewicz, M. A. Building a large annotated corpus of English: the Penn Treebank. *Computational Linguistics*, 1993.
- Merity, S., Xiong, C., Bradbury, J., and Socher, R. Pointer sentinel mixture models. In *International Conference on Learning Representations*, 2016.
- Merity, S., Keskar, N. S., and Socher, R. Regularizing and optimizing LSTM language models. In *International Conference on Learning Representations*, 2018.
- Mikolov, T., Deoras, A., Kombrink, S., Burget, L., and Černocký, J. Empirical evaluation and combination of advanced language modeling techniques. In *Twelfth Annual Conference of the International Speech Communication Association*, 2011.
- Mohammed, A. A. and Umaashankar, V. Effectiveness of hierarchical softmax in large scale classification tasks. In *2018 International Conference on Advances in Computing, Communications and Informatics*, 2018.
- Pennington, J., Socher, R., and Manning, C. D. Glove: Global vectors for word representation. In *Proceedings of the 2014 Conference on Empirical Methods in Natural Language Processing*, 2014.
- Rafols, E. J., Ring, M. B., Sutton, R. S., and Tanner, B. Using predictive representations to improve generalization in reinforcement learning. In *International Joint Conference on Artificial Intelligence*, 2005.
- Riedmiller, M., Hafner, R., Lampe, T., Neunert, M., Degrave, J., van de Wiele, T., Mnih, V., Heess, N., and Springenberg, J. T. Learning by playing solving sparse reward tasks from scratch. In *Proceedings of the 35th International Conference on Machine Learning*, 2018.
- Ruder, S. An overview of multi-task learning in deep neural networks. *arXiv preprint arXiv:1706.05098*, 2017.

- Sachan, D. S., Xie, P., Sachan, M., and Xing, E. P. Effective use of bidirectional language modeling for transfer learning in biomedical named entity recognition. In *Machine Learning for Healthcare Conference*, 2018.
- Sanh, V., Wolf, T., and Ruder, S. A hierarchical multi-task approach for learning embeddings from semantic tasks. In *Proceedings of the AAAI Conference on Artificial Intelligence*, 2019.
- Schaul, T. and Ring, M. Better generalization with forecasts. In *International Joint Conference on Artificial Intelligence*, 2013.
- Schlegel, M., Jacobsen, A., Zaheer, M., Patterson, A., White, A., and White, M. General value function networks. *arXiv preprint arXiv:1807.06763*, 2018.
- Subramanian, S., Trischler, A., Bengio, Y., and Pal, C. J. Learning general purpose distributed sentence representations via large scale multi-task learning. In *International Conference on Learning Representations*, 2018.
- Sutton, R. S. and Barto, A. G. *Reinforcement learning: an introduction*. Second edition, 2018.
- Sutton, R. S. and Tanner, B. Temporal-difference networks. In *Advances in Neural Information Processing Systems*, 2005.
- Sutton, R. S., Modayil, J., Delp, M., Degris, T., Pilarski, P. M., White, A., and Precup, D. Horde: A scalable real-time architecture for learning knowledge from unsupervised sensorimotor interaction. In *The 10th International Conference on Autonomous Agents and Multiagent Systems*, 2011.
- Trinh, T., Dai, A., Luong, T., and Le, Q. Learning longer-term dependencies in rnns with auxiliary losses. In *International Conference on Machine Learning*, 2018.
- Watkins, C. *Learning from delayed rewards*. PhD thesis, 1989.
- Yang, Z., Dai, Z., Salakhutdinov, R., and Cohen, W. W. Breaking the softmax bottleneck: a high-rank RNN language model. In *International Conference on Learning Representations*, 2018.

A. Additional Results for Convergence Rate and Influence of Dataset Size

We report the PPL on the test set as the number of tokens changes for AWD and AWD-PRL-Q on PTB and WT2 (Fig. 9).

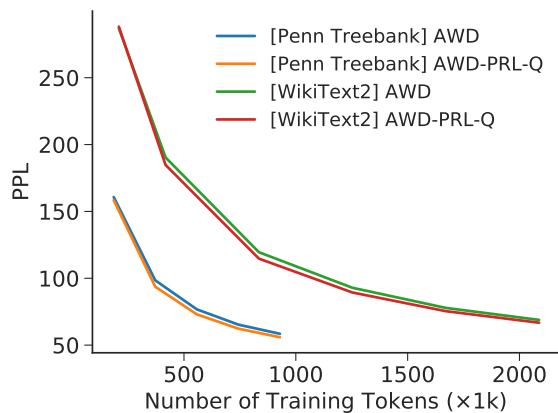


Figure 9. The test PPL as a function of dataset size. Lower is better. Average over 5 runs is reported. PRL improves language models trained with datasets at different scales.

B. Model Ablation Analysis

We have shown that the label trace component improves the POS prediction significantly. We further showed that higher POS tagging accuracy leads to a better language model. Based on these two statements, we draw the corollary that the label trace component should improve the performance of language models. In this section, we conducted an ablation study on both PTB and WT2 to check the corollary. We remove the label trace component from AWD-PRL-Q and the new model is denoted as *AWD-PRL-Q (no T)*.

We report the results in Table 5. The performance of *AWD-PRL-Q (no T)* is significantly worse than AWD-PRL-Q, even worse than AWD. This supports our corollary that the label trace component can improve the performance of language modeling.

C. SentEval Results with PRL

We tested the model representations on the well-known sentence embeddings evaluation benchmark SentEval (Conneau & Kiela, 2018). It includes binary and multi-class classification, natural language inference, and sentence similarity tasks.

We compared the representations of our model MoS-PRL-Q

and the representations of MoS (both models were trained on WT2). Table 6 and Table 7 present the results generated by a logistic regression classifier on SentEval. We find our model MoS-PRL-Q to have better results compared to MoS which indicates that it generates better representations.

As a comparison, we also include results for Glove (Pennington et al., 2014) vectors trained on Common Crawl dataset. Glove outperforms both MoS-PRL-Q and MoS significantly because it was trained on a much larger dataset with 840B tokens while MoS-PRL-Q and MoS were trained on WT2 with only 2M tokens.

D. Runtime and Model Size

All models were trained on an NVIDIA Tesla V100-32GB GPU. We report the training speed and the number of parameters of each model in Table 4. All models were trained on an NVIDIA Tesla V100-32GB GPU.

Table 4. The training speed and the number of parameters of each model.

Dataset	Model	Speed	# Param
PTB	AWD	38 s/epoch	35.44 M
PTB	AWD-PRL-P/Q	55 s/epoch	39.20 M
WT2	AWD	60 s/epoch	44.76 M
WT2	AWD-PRL-P/Q	76 s/epoch	48.59 M
PTB	MoS	81 s/epoch	30.41 M
PTB	MoS-PRL-Q	110 s/epoch	33.95 M
WT2	MoS	412 s/epoch	47.17 M
WT2	MoS-PRL-Q	476 s/epoch	50.84 M

E. Implementation Details

We release our source code as a part of the supplementary materials. It includes the implementation of AWD-PRL-P/Q and MoS-PRL-P/Q, bounds for each hyperparameter, and the hyperparameter configurations for best-performing models. We apply the grid search for a hyperparameter search. We do not release the PTB since it is licensed. However, WT2 is released.

Table 5. The ablation study of the label trace for AWD-PRL-Q on PTB and WT2. For test PPL, lower is better. *AWD-PRL-Q (no T)* is derived from AWD-PRL-Q by removing the label trace component. The Δ columns show the improvements of AWD-PRL-Q and *AWD-PRL-Q (no T)* in terms of PPL, compared with AWD. We report results with and without a neural cache (column Neural Cache and column No Neural Cache). All results were averaged over 5 runs with the standard errors reported. Without the label trace, the performance of AWD-PRL-Q is significantly worse.

Dataset	Model	No Neural Cache		Neural Cache	
		Test PPL	Δ	Test PPL	Δ
PTB	AWD	58.48 \pm 0.06	/	54.36 \pm 0.07	/
PTB	AWD-PRL-Q	55.90 \pm 0.06	2.58	51.90 \pm 0.06	2.46
PTB	AWD-PRL-Q (no T)	58.74 \pm 0.04	-0.26	54.54 \pm 0.03	-0.18
WT2	AWD	68.85 \pm 0.11	/	54.24 \pm 0.07	/
WT2	AWD-PRL-Q	66.75 \pm 0.07	2.10	52.58 \pm 0.05	1.66
WT2	AWD-PRL-Q (no T)	69.29 \pm 0.07	-0.44	54.51 \pm 0.07	-0.27

Table 6. The test accuracies (x100) of the classification tasks in SentEval for Glove, MoS-PRL-Q, and MoS. Higher is better. All results were averaged over 5 runs. For MRPC, both accuracy (the first number) and F1 score (the second number) are reported. MoS-PRL-Q outperforms MoS on all tasks.

Model	MR	CR	SUBJ	MPQA	SST-2	SST-5	TREC	MRPC	SICK-E
Glove	77.1	78.78	91.07	87.59	79.68	43.8	82.8	73.78/77.58	78.69
MoS-PRL-Q	60.92	65.46	85.25	69.98	64.44	33.38	56.48	68.14/79.99	69.92
MoS	54.05	63.78	72.29	68.76	58.12	29.27	39.6	66.49/79.87	56.97

Table 7. The evaluation of sentence representations on the semantic textual similarity benchmarks. Higher is better. The numbers reported are Pearson correlations (x100). All results were averaged over 5 runs. Averaged correlation scores are reported for STS'12 to STS'16 which are composed of several subtasks. MoS-PRL-Q outperforms MoS on all tasks.

Model	SST'12	SST'13	SST'14	SST'15	SST'16	SICK-R	SST-B
Glove	52.2	49.6	54.59	56.25	51.40	79.92	64.78
MoS-PRL-Q	29.32	17.45	22.56	29.71	31.41	68.41	49.66
MoS	10.39	-4.04	-6.07	6.44	7.76	38.59	24.55