

Verified Quadratic Virtual Substitution for Real Arithmetic

Matias Scharager Katherine Cordwell Stefan Mitsch André Platzer*

Abstract

This paper presents a formally verified quantifier elimination (QE) algorithm for first-order real arithmetic by linear and quadratic virtual substitution (VS) in Isabelle/HOL. The Tarski-Seidenberg theorem established that the first-order logic of real arithmetic is decidable by QE. However, in practice, QE algorithms are highly complicated and often combine multiple methods for performance. VS is a practically successful method for QE that targets formulas with low-degree polynomials. To our knowledge, this is the first work to formalize VS for quadratic real arithmetic including inequalities. The proofs necessitate various contributions to the existing multivariate polynomial libraries in Isabelle/HOL, including a method for re-indexing variables in a polynomial. Our framework is modularized and easily expandable (to facilitate integrating future optimizations), and could serve as a basis for developing a general-purpose QE algorithm. Further, as our formalization is designed with practicality in mind, we export our development to SML and test the resulting code on 378 benchmarks from the literature, comparing to Redlog, Z3, Mathematica, and SMT-RAT.

1 Introduction

Quantifier elimination (QE) is the process of transforming quantified formulas into logically equivalent quantifier-free formulas. In this paper, we consider QE for the first order logic of real numbers ($\text{FOL}_{\mathbb{R}}$), so quantifiers range over the real numbers. The Tarski-Seidenberg theorem proves that QE is admissible for the theory of real-closed fields [18, 22]. Real quantified statements arise in a number of application domains, including geometry, chemistry, life sciences, and the verification of cyber-physical systems (CPS) [20]. Many of the applications which require QE are safety-critical [15]; accordingly, it is crucial to have both efficient and formally verified support for QE to trust the resulting decisions.

Unfortunately, QE algorithms are quite intricate, which makes it difficult to formally verify their correctness. In practice, this necessitates the use of unverified tools. For example, the theorem prover KeYmaera X [8], which is designed to formally verify models of CPS (such as planes and surgical robots) uses Mathematica and/or Z3 as unverified blackbox solvers for QE. Although these

*Computer Science Department, Carnegie Mellon University, Pittsburgh, USA
mscharag@andrew.cmu.edu; {kcordwel, smitsch, aplatzer}@cs.cmu.edu

are admirable tools, they are unverified, and their use introduces a weak link [7] into what would otherwise be a (fully verified [1]) trustworthy proof.

To help fill this gap, we formally verify linear and quadratic *virtual substitution* (VS) due to Weispfenning [23, 24]. VS applies to QE queries that involve a quantified variable x that occurs in a polynomial $f(x)$ with low degree (in theory, this means degree at most 4; in practice, it means degree 2, or at most 3). VS is widely considered to be practical; it serves to improve SMT solvers and is central to REDLOG with good practical results [21]. To our knowledge, ours is the first formally verified algorithm that handles VS with quadratic inequalities.

As we focus on correct and practical VS, we export our verified Isabelle/HOL code to SML for experimentation. We test our exported formalization of the equality VS algorithm (Sect. 3.1) and of the general VS algorithm (Sect. 3.2). We compare to REDLOG, SMT-RAT, Z3, and Mathematica. For SMT-RAT, we test both the general case of the tool and its restriction to VS. With 291 examples, we solve fewer examples than existing tools (which solve at least 338). This is to be expected given that other tools have been optimized and fine-tuned (some for decades) and use efficient general-purpose fallback QE algorithms when VS does not succeed. But we provide the fastest VS implementation that is correct (assuming the orthogonal challenge of correct code generation from Isabelle [10]).

Our formalization is approximately 21,000 lines in Isabelle/HOL, available at: <https://pi314mm.github.io/assets/data/VirtualSubstitution.zip>.

2 Related Work

The fastest known QE algorithm is Cylindrical Algebraic Decomposition (CAD) [4], which has not yet been fully formally verified. There are few general-purpose formally verified QE algorithms, and there appears to exist a tradeoff between the practicality of an algorithm and the ease of formalization. Mahboubi and Cohen verified Tarski’s original QE algorithm [3] and McLaughlin and Harrison have a proof-producing QE procedure based on Cohen-Hörmander [12]; unfortunately, Tarski’s algorithm and Cohen-Hörmander both have non-elementary complexity which limits the computational feasibility of these formalizations.

There has already been some work on formally verified VS: Nipkow [14] formally verified a VS procedure for *linear* equations and inequalities. The building blocks of $\text{FOL}_{\mathbb{R}}$ formulas, or “atoms,” in Nipkow’s work only allow for polynomials of the form $\sum_i a_i x_i \sim c$ to be represented, where $\sim \in \{=, <\}$, the x_i ’s are quantified variables and c and the a_i ’s are real valued coefficients. These restrictions ensure that linear QE can always be performed, and they also simplify the substitution procedure and associated proofs.

Nipkow additionally provides a generic framework that can be applied to several different kinds of atoms. Each new atom requires implementing several new code theorems in order to create an exportable algorithm, as some functions were defined generically. While this is an excellent theoretical framework—we utilize several similar constructs in our formulation—we create an independent formalization that is specific to general $\text{FOL}_{\mathbb{R}}$ formulas, as our main focus is to provide an efficient algorithm in this domain. Specializing to one type of atom allows us to implement several optimizations, such as our modified DNF algorithm, that would be unwieldy to develop in

a generic setting.

Chaieb [2] discusses an extension of Nipkow’s work to handle VS with quadratic equalities. Chaieb never made his formalizations for the quadratic case publicly available, but in correspondence he generously provided us with his code in case we wanted to extend it directly. While this was very helpful for reference, we chose to not build directly on his code. The main reason is that Chaieb represented multivariate polynomials with a custom polynomial implementation, and we wanted to build our implementation on one of Isabelle/HOL’s newer polynomial libraries, for purposes of consistency. Another difference is that Chaieb explicitly designs VS to be used in conjunction with an auxiliary QE procedure, and we envision/develop VS as an exportable standalone procedure.

Some more specialized works are of interest. For example, some work has been done in constraint solving with falsification: RSolver [17] was designed for hybrid systems verification and can find concrete counterexamples for fully quantified existential QE problems on *compact* domains. dReal [9] is based on similar ideas and slightly relaxes the notion of satisfiability to δ -satisfiability. Constraint solving has also been considered in the SMT-solving with Z3’s nlsat [11], which uses CDCL to decide systems of nonlinear inequalities and equations.

3 The Virtual Substitution Algorithm

Informally (and broadly) speaking, VS discretizes the QE problem by solving for the roots of one or more low-degree polynomials $f_1(x), \dots, f_n(x)$. When it applies, VS focuses on these roots and the intervals around them to identify and substitute appropriate representative “sample points” for x in the rest of the formula. However, these sample points may contain fractions, square roots, and/or other extensions of our language, and so they must be substituted “virtually”: That is, VS creates a formula in $FOL_{\mathbb{R}}$ *proper* that behaves exactly as if the points had been directly substituted. VS applies in two cases: an equality case and a general case. We formalize both, and discuss each in turn.

Remark 1. *Since the overall correctness proof for VS of multivariate polynomials proceeds per valuation, it turns out to suffice to state most (but not all) of our correctness lemmas for univariate polynomials with real coefficients. We utilize this trick in the general VS case to simplify difficult proofs. The virtual substitution algorithms, however, crucially need to work for multivariate polynomials.*

3.1 Equality Virtual Substitution Algorithm

Let a, b and c be arbitrary polynomials with real coefficients that do not mention the variable x . Consider the formula $\exists x.(ax^2 + bx + c = 0 \wedge F)$. There are three possible cases: Either a is nonzero, or $a = 0$ and b is nonzero, or all of a, b, c are zero (so $ax^2 + bx + c = 0$ uninformative). Letting F_x^r denote the substitution of $x = r$ for x in F , and solving for the roots of $ax^2 + bx + c$, we have the following:

$$\begin{aligned}
& \exists x. (ax^2 + bx + c = 0 \wedge F) \longleftrightarrow \\
& \left((a = 0 \wedge b = 0 \wedge c = 0 \wedge \exists x. F) \vee \right. \\
& (a = 0 \wedge b \neq 0 \wedge F_x^{-c/b}) \vee \\
& \left. (a \neq 0 \wedge b^2 - 4ac \geq 0 \wedge (F_x^{(-b+\sqrt{b^2-4ac})/(2a)} \vee F_x^{(-b-\sqrt{b^2-4ac})/(2a)})) \right).
\end{aligned}$$

If we were to substitute $F_x^{-c/b}$, $F_x^{(-b+\sqrt{b^2-4ac})/(2a)}$, and $F_x^{(-b-\sqrt{b^2-4ac})/(2a)}$ directly, the resulting formula would no longer be in $\text{FOL}_{\mathbb{R}}$. Instead, VS avoids directly dividing polynomials or taking square roots by rewriting them equivalently in $\text{FOL}_{\mathbb{R}}$. This involves two procedures: for fractions and for square roots.

To virtually substitute a fraction p/q of polynomials where $q \neq 0$ into the atom $\sum_{i=0}^n a_i x^i \sim 0$, where $\sim \in \{=, <, \leq, \neq\}$, it suffices to normalize the denominator of the LHS, with the caveat that for $<$ and \leq atoms, we must ensure that we are not flipping the direction of the inequality by normalizing by a negative value. When n is even, $q^n \geq 0$ under any possible valuation, so normalizing by q^n does not flip the inequality. Alternatively, if n is odd, $q^{n+1} \geq 0$. We formalize this in our `linear_substitution` function (see Appendix A.1).

What remains is the problem of substituting $y = \sqrt{c}$ into an atom, where $c \geq 0$. Its direct substitution can be separated out into even and odd exponents:

$$\sum_{i=0}^n p_i (\sqrt{c})^i = \sum_{i=0}^{n/2} p_{2i} c^i + \sum_{i=0}^{n/2} p_{2i+1} c^i \sqrt{c}$$

Now our polynomial has the form $A + B\sqrt{c}$. Then, we have the following cases:

$$\begin{aligned}
A + B\sqrt{c} = 0 & \longleftrightarrow AB \leq 0 \wedge A^2 - B^2c = 0 \\
A + B\sqrt{c} < 0 & \longleftrightarrow (A < 0 \wedge B^2c - A^2 < 0) \vee (B \leq 0 \wedge (A < 0 \vee A^2 - B^2c < 0)) \\
A + B\sqrt{c} \leq 0 & \longleftrightarrow (A \leq 0 \wedge B^2c - A^2 \leq 0) \vee (B \leq 0 \wedge A^2 - B^2c \leq 0) \\
A + B\sqrt{c} \neq 0 & \longleftrightarrow -AB < 0 \vee A^2 - B^2c \neq 0
\end{aligned}$$

The equivalences for $=$ and \neq atoms are derived from the observation that if $B \neq 0$, $A + B\sqrt{c} = 0$ can be solved to find $\sqrt{c} = -A/B$, which holds iff $A^2 = B^2c$ and $-A/B \geq 0$. The inequality cases involve casework to determine when polynomial A is negative and dominates $B\sqrt{c}$ as $A^2 > B^2c$, and when B is negative and $B\sqrt{c}$ dominates A as $B^2c > A^2$. We formalize the virtual substitution procedure for quadratic roots in `quadratic_sub` (see Appendix A.2).

3.2 General Virtual Substitution Algorithm

As we have seen, QE very naturally leads to finitely many cases (discretizes) for formulas that involve quadratic equality atoms (we call this the *equality case*). The VS algorithm for the *general case*, which also handles inequality atoms, is more involved, because, unlike equalities, inequalities

may have uncountably many solutions. As a simple example, consider the formula $\exists x. (p < 0 \wedge q < 0)$, where p and q are the univariate quadratic polynomials (in variable x) depicted in Fig. 1. Noting that the roots of p and q cannot possibly satisfy the strict inequalities, we partition the number line into ranges in between these zeros.

We recognize a key property: In each of the ranges between the roots of p, q , the signs of both p and q remain consistent. Since the ranges cover all roots (p, q) , the truth value of the formula at a single point in a range is representative of the truth value of the formula on the entire range. To discretize the QE problem, we need only pick one sample point for each range.

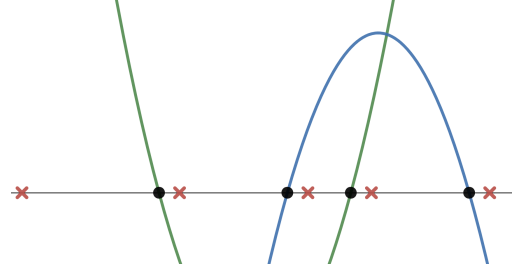


Figure 1: Two quadratics, their roots (black dots) and off-roots (red x)

However, we want to pick appropriate sample points *for any* possible p and q . The points we pick as representatives are called the off-roots, which occur ϵ units away from the roots, where $\epsilon > 0$ is arbitrarily small. We additionally need a representative for the leftmost range, which we represent with the point $-\infty$, where $-\infty$ is arbitrarily negative. Of course, we cannot directly substitute ϵ and $-\infty$: they are not real numbers! However, we can *virtually* substitute them.

3.2.1 Negative Infinity.

Given any formula F , the VS of $-\infty$ should satisfy the equivalence $F_x^{-\infty} \longleftrightarrow \exists y. \forall x < y. F(x)$ (where y does not occur in F). Intuitively, this says that $-\infty$ acts as if it is arbitrarily negative (so less than the x component of all roots of the polynomials in F) and captures information for the leftmost range on the real number line in any valuation of the non- x variables.

If formula $\exists y. \forall x < y. ax^2 + bx + c = 0$ is true, where a, b, c are polynomials that do not involve x , then $ax^2 + bx + c = 0$ holds at infinitely many x ; since nonzero polynomials have finitely many roots, this can only happen if $ax^2 + bx + c$ is the zero polynomial in x , i.e., it holds that:

$$(ax^2 + bx + c = 0)_x^{-\infty} \longleftrightarrow a = 0 \wedge b = 0 \wedge c = 0 \quad (1)$$

The negation of (1) captures the behavior of \neq atoms. For $<$ atoms, note that the sign value at $-\infty$ is dominated by the leading coefficient, so:

$$(ax^2 + bx + c < 0)_x^{-\infty} \longleftrightarrow a < 0 \vee (a = 0 \wedge (b > 0 \vee (b = 0 \wedge c < 0)))$$

Finally, $(ax^2 + bx + c \leq 0)_x^{-\infty} \longleftrightarrow (ax^2 + bx + c = 0)_x^{-\infty} \vee (ax^2 + bx + c < 0)_x^{-\infty}$.

In Isabelle/HOL, we formalize that our virtual substitution of $-\infty$ satisfies the desired equivalence (on \mathbb{R} using Remark 1) in the following lemma:

lemma *infinity_eval'* :

shows " $(\exists y. \forall x < y. aEval' \text{ At } x) = (eval' (substNegInfinity' \text{ At}) x)$ "

To explain this lemma, we need to take a slight detour and discuss a few structural details of our framework (which is discussed in greater detail in Sect. 4). The datatype *atom'* contains a

triple of real numbers (which represent the coefficients of a univariate quadratic polynomial) and a sign condition:

```
datatype atom' = Less' "real * real * real" | Eq' "real * real * real" |
  Leq' "real * real * real" | Neq' "real * real * real"
```

The *aEval'* function has type $\text{atom}' \Rightarrow \text{real} \Rightarrow \text{bool}$; that is, it takes a sign condition, a triple of real numbers (a, b, c) and a real number x and evaluates whether $ax^2 + bx + c$ satisfies the sign condition. The *eval'* function has type $\text{atom}' \text{ fm}' \Rightarrow \text{real} \Rightarrow \text{bool}$, where an *atom'* *fm'* is a formula that involves conjunctions and disjunctions of elements of type *atom'* (and “True” and “False”). That is, the *eval'* function takes such a formula and a real number and evaluates whether the formula is true at the real number. Thus, *infinity_eval'* states that, given *At* of type *atom'*, with tuple (a, b, c) and sign condition $\sim \in \{<, =, \leq, \neq\}$, $\text{At}_x^{-\infty}$ holds iff $\exists y. \forall x < y. a * x^2 + b * x + c \sim 0$. This captures the desired equivalence.

Note that these definitions are set up for univariate polynomials (coefficients are assumed to be real numbers). This is deliberate. In Sect. 4.3, we will discuss how our framework reduces correctness results for multivariate polynomials to univariate lemmas like *infinity_eval'*.

3.2.2 Infinitesimals.

Given arbitrary r (not containing x), VS for $r + \epsilon$ for variable x should capture the equivalence $F_x^{r+\epsilon} \longleftrightarrow \exists y > r. \forall x \in (r, y]. F(x)$, where F does not contain y . Intuitively, this says that (in any valuation of the non- x variables) $r + \epsilon$ captures information for the interval between r and the next greatest x -root.

For $=$ and \neq atoms, we proceed in the same manner as we did with $-\infty$, as $(r, y]$ contains infinitely many points and only the zero polynomial has infinitely many solutions. As before, \leq atoms turn into disjunctions of the inequality and equality representations at $r + \epsilon$. We are left only to consider $<$ atoms.

Consider $(p < 0)_x^{r+\epsilon}$ where $p = ax^2 + bx + c$ with polynomials a, b, c not containing x , and an arbitrary r not containing x . Notice that if $(p < 0)_x^r$, then because polynomials are continuous, we can choose a small enough y so that $\forall x \in (r, y]. p < 0$. If instead $(p = 0)_x^r$, then consider the partial derivative of p evaluated at r . If $\frac{\partial p}{\partial x}(r)$ is negative, then $\exists y > r. \forall x \in (r, y]. p < 0$ holds, because p is decreasing in x after $x=r$. If $\frac{\partial p}{\partial x}(r)$ is positive, then $\exists y > r. \forall x \in (r, y]. p < 0$ *does not* hold, because p is increasing in x after $x=r$. If $\frac{\partial p}{\partial x}(r)$ is zero, then to ascertain whether $\exists y > r. \forall x \in (r, y]. p < 0$, we will need to check higher derivatives.

This pattern forms the following recurrence, with the base case $(p < 0)_x^{r+\epsilon} = (p < 0)_x^r$ for polynomials p of degree zero:

$$(p < 0)_x^{r+\epsilon} \stackrel{\text{def}}{=} (p < 0)_x^r \vee ((p = 0)_x^r \wedge ((\partial p / \partial x) < 0)_x^{r+\epsilon})$$

We use the VS algorithm from Section 3.1 to characterize $(p < 0)_x^r$ and $(p = 0)_x^r$.

In Isabelle/HOL, we show that given a quadratic root r , the virtual substitution of $r + \epsilon$ satisfies the desired equivalence in the following theorem (on \mathbb{R} using Remark 1; we have an analogous lemma for linear roots r):

```

lemma infinitesimal_quad:
  fixes A B C D :: "real"
  assumes "D ≠ 0"
  assumes "C ≥ 0"
  shows "(∃ y' :: real > ((A+B * sqrt(C))/(D))).
    ∀ x :: real ∈ {( (A+B * sqrt(C))/(D)) < .. y' }. aEval' At x)
    = (eval' (substInfinitesimalQuadratic' A B C D At) x)"

```

Note that $\{r < .. y\}$ in Isabelle stands for the range $(r, y]$. This says that, given At of type $atom'$, with tuple (a, b, c) and sign condition $\sim \in \{<, =, \leq, \neq\}$, $At_x^{r+\epsilon}$ holds iff $\exists y > r. \forall x \in (r, y]. ax^2 + bx + c \sim 0$, which is the desired equivalence.

3.2.3 The General VS Theorem.

Now that we have explained virtually substituting $-\infty$ and infinitesimals, we are ready to state the general VS theorem.

Let F be a formula of the following shape, where each a_i, b_i, c_i , and d_i is a polynomial that is at most quadratic in variable x :

$$F = \left(\bigwedge a_i = 0 \right) \wedge \left(\bigwedge b_i < 0 \right) \wedge \left(\bigwedge c_i \leq 0 \right) \wedge \left(\bigwedge d_i \neq 0 \right).$$

Let $R(p)$ denote the set of roots of an arbitrary polynomial p in x , returning the empty set for the zero polynomial. We now define

$$A = \bigcup R(a_i) \quad B = \bigcup R(b_i) \quad C = \bigcup R(c_i) \quad D = \bigcup R(d_i)$$

Then we obtain the following QE equivalence:

$$(\exists x. F) \longleftrightarrow F_x^{-\infty} \vee \bigvee_{r \in A \cup C} F_x^r \vee \bigvee_{r \in B \cup C \cup D} F_x^{r+\epsilon} \quad (2)$$

Intuitively, this formula states that if there is a particular x that satisfies F , then it must be the case that x is one of the equality roots from $A \cup C$, or that x falls in one of the particular ranges (including $-\infty$ as a range) obtained by partitioning the number line by the roots in $B \cup C \cup D$.

Equation (2) can be further optimized to:

$$(\exists x. F) \longleftrightarrow F_x^{-\infty} \vee \bigvee_{r \in A \cup C} F_x^r \vee \bigvee_{r \in B \cup D} F_x^{r+\epsilon}. \quad (3)$$

Intuitively, this optimization holds because polynomials are continuous. More precisely, if F has the shape $F = (p \leq 0 \wedge G)$, and if r is an x -root of p , then r already satisfies $p \leq 0$ in any valuation of the non- x variables, so including $r + \epsilon$ as a sample point on account of $p \leq 0$ is redundant. It is possible that G contains some atom $q < 0$ or $q \neq 0$ where r is an x -root of q . In this case, $r + \epsilon$ will already be a sample point on account of q , and we do not need to add it in on account of p . Alternatively, if G does not contain such a q , then, in any valuation of the non- x variables, it is

impossible for G to be satisfied by $r + \epsilon$ and not r , meaning that it is redundant to include $r + \epsilon$ as a sample point on account of G .

The general QE theorem is proved in Isabelle/HOL as the following, using Remark 1 to restrict to the univariate case:

```
theorem general_qe :
  assumes "R = {(=), (<), (≤), (≠)}"
  assumes "∀ rel ∈ R. finite (Atoms rel)"
  assumes "F = (λx. ∀ rel ∈ R. ∀ (a,b,c) ∈ (Atoms rel). rel (a*x2+b*x+c) 0)"
  assumes "Fε = (λr. ∀ rel ∈ R. ∀ (a,b,c) ∈ (Atoms rel). ∃ y > r. ∀ x ∈ {r <..y}.
    rel (a*x2+b*x+c) 0)"
  assumes "Finf = (∀ rel ∈ R. ∀ (a,b,c) ∈ (Atoms rel). ∃ x. ∀ y < x.
    rel (a*y2+b*y+c) 0)"
  assumes "roots = (λ(a,b,c).
    if a=0 ∧ b≠0 then {-c/b} else
    if a≠0 ∧ b2-4*a*c ≥ 0 then {(-b+sqrt(b2-4*a*c))/(2*a)}
    ∪ {(-b-sqrt(b2-4*a*c))/(2*a)} else {})"
  shows "(∃ x. F(x)) = Finf ∨
    (∃ r ∈ ∪ (roots ` (Atoms (=) ∪ Atoms (≤))) . F r) ∨
    (∃ r ∈ ∪ (roots ` (Atoms (<) ∪ Atoms (≠))) . Fε r)"
```

Here, ` is the Isabelle/HOL syntax for mapping a function over a set. This theorem says that if a finite-length formula F is of the requisite shape, then there exists an x satisfying F iff F is satisfied at $-\infty$ (captured by F_{inf}), or there is a root r of one of the $=$ or \leq atoms where $F r$ holds, or if there is a root r of one of the $<$ or \neq atoms where $F_\epsilon r$ holds. The proof is quite lengthy and involves a significant amount of casework; however, because we are working with univariate polynomials thanks to Remark 1, this casework mostly reduces to arithmetic computations and basic real analysis for univariate polynomials, and some of what we need, such as properties of discriminants and continuity properties of polynomials, is already formalized in Isabelle/HOL's standard library.

3.3 Top Level Algorithms

We develop several top-level algorithms that perform these VS procedures on multivariate polynomials; these are described in more detail in Appendix B. Crucially, each features its own proof of correctness. For example, for the *VSEquality* algorithm, which performs equality VS repeatedly, we have:

```
theorem "∀ xs. eval (VSEquality φ) xs = eval φ xs"
```

Here, the *eval* function expresses the truth value of the (multivariate) input formula given a valuation xs , represented as a list of real numbers. Since we quantify over all possible valuations and express that they are the same before and after running the algorithm, we prove the soundness of *VSEquality*. The correctness of this theorem only relies on Isabelle/HOL's trusted core.

As our algorithms are general enough to handle formulas with high degree polynomials where VS does not apply, we cannot assert that the result is quantifier free (it might not be). To demonstrate the practical usefulness of these algorithms, we export our code to SML and experimentally show that these algorithms solve many benchmarks. The code exports rely on the correctness of Isabelle/HOL's code export, which ongoing work is attempting to establish [10].

4 Framework

We turn to a discussion of our framework, which is designed with two key goals in mind: First, perform VS as many times as possible on any given formula. Second, reduce unwieldy multivariate proofs to more manageable univariate ones.

4.1 Representation of Formulas

We define our type for formulas in the canonical datatype *fm*:

```
datatype (atoms: 'a) fm =
  TrueF | FalseF | Atom 'a | And "'a fm" "'a fm" | Or "'a fm" "'a fm" |
  Neg "'a fm" | ExQ "'a fm" | AllQ "'a fm"
```

As in Nipkow's previous work [14], we use De Bruijn indices to express the variables: That is, the 0th variable represents the innermost quantifier, and variables greater than the number of quantifiers represent the free variables.

We utilize the multivariate polynomial library [19] to define our atoms:

```
datatype atom = Less "real mpoly" | Eq "real mpoly" | Leq "real mpoly"
  | Neg "real mpoly"
```

Each atom is normalized without loss of generality so that the atom *Less* *p* means $p < 0$, *Eq* *p* means $p = 0$, and so on.

For example, the $\text{FOL}_{\mathbb{R}}$ formula $\forall x. ((\exists y. x * a = y^2 * b) \wedge \neg(\forall y. 5x^2 \leq y))$ is represented in our framework as follows:

```
AllQ (And (ExQ (Atom (Eq (Var 1 * Var 2 - (Var 0)^2 * Var 3))))
  (Neg (AllQ (Atom (Leq (Const 5 * (Var 1)^2 - Var 0))))),
```

Const *n* represents the constant $n \in \mathbb{R}$, and *Var* *i* represents the *i*th variable.

Note that we could restrict ourselves to the $\top, \neg, \vee, \exists$ connectives and normalize \leq and \neq atoms to combinations of $<$ and $=$ atoms, and we could still express all of $\text{FOL}_{\mathbb{R}}$. We avoid this for two reasons because it would linearly increase the size of the formula, and because we want to handle \leq atoms in the optimized way discussed in Sect. 3.2.3 (see (3)). We do, however, allow for the normalization of $p = q$ into $p - q = 0$. This does not affect the size of the formula, and can afford simplifications: For example, $x^3 + x^2 + x + 1 = x^3$ becomes $x^2 + x + 1 = 0$.

4.2 Modified Disjunctive Normal Form

Nipkow’s prior work [14] avoided incurring cases where linear VS does not apply by constraining atoms to be linear. In order to develop a general-purpose VS method which can be used, e.g., as a preprocessing method for CAD, we must reason about cases where VS fails to perform QE for a specific quantifier, and still continue the execution of the algorithm to the remaining quantifiers to simplify the formula as much as possible. To help with this, we implement a modified disjunctive normal form (DNF) that allows expressions to involve quantifiers.

4.2.1 Contextual Awareness.

Let us analyze how to increase the informational content in a formula with respect to a quantified variable of interest.

Say we wish to perform VS to eliminate variable x in the formula $\exists x.F$, where F is not necessarily quantifier free. In linear time, we remove all negations from the formula by converting it into negation normal form. We can then normalize $\exists x.F$ into the following form, where the A_i ’s are atoms (and thus quantifier free):

$$\exists x. \bigvee \left(\left(\bigwedge A_i \right) \wedge \left(\bigwedge \forall y. F_j \right) \wedge \left(\bigwedge \exists z. F_k \right) \right).$$

This normalization procedure is similar to standard DNF, handling quantified formulas as if they were atomic formulas. We are allowed to distribute the existential quantifier across the disjuncts, which results in the equivalent formula:

$$\bigvee \exists x. \left(\left(\bigwedge A_i \right) \wedge \left(\bigwedge \forall y. F_j \right) \wedge \left(\bigwedge \exists z. F_k \right) \right). \quad (4)$$

Now we run the VS algorithm, i.e. the input to VS is a conjunction of atomic formulas and quantified formulas in the shape of (4). Notice that if equality VS applies for atom A_i , then the relevant roots can be substituted into the quantified formulas F_j and F_k , but roots from F_i or F_k cannot be substituted into A_i if they feature quantified variables which are undefined in the broader context. As such, our informational content is maximized when the number of A_i atoms is maximized and the sizes of the F_j and F_k are minimized.

4.2.2 Innermost Quantifier Elimination.

The innermost quantifier has an associated formula which is entirely quantifier free (and thus has no F_j and F_k). As such, we opt to perform VS recursively, starting with the innermost quantifier and moving outwards, hoping that VS is successful and the quantifier-free property is maintained. This is not always optimal. Consider the following formula:

$$\exists x. (x = 0 \wedge \exists y. xy^3 + y = 0).$$

If we attempt to perform quadratic VS on the innermost y quantifier, it will fail. However, performing VS on the x quantifier first fixes $x = 0$, which converts the $xy^3 + y = 0$ equality into

the linear $y = 0$. So, an (unoptimized) run of inside-out VS would produce $\exists y. y = 0$, and we could completely resolve the QE query by running VS again. To account for these potential simplifications, it may sometimes be beneficial to run the general VS strategy several times, working from inwards to outwards each time (though as reflected in Sect. 5, this does not currently make a difference on the benchmarks).

4.2.3 Reaching Under Quantifiers.

We would like to recover usable information from the F_k formulas to increase the informational content going into our QE algorithm. It would be ideal if we could “reach underneath” the existential binders and “pull out” the atoms from the formulas. We can achieve this through a series of transformations. If we pull out each existential quantifier one by one, we get the following formula, which is equivalent to formula (4):

$$\bigvee \exists z_0. \dots \exists z_n. \exists x. \left(\left(\bigwedge A_i \right) \wedge \left(\bigwedge \forall y. F_j \right) \wedge \left(\bigwedge F_k \right) \right)$$

This works because the rest of the conjuncts do not mention the quantified variable z_i and adjacent existential quantifiers can be swapped freely (without changing the logical meaning of the formula).

We can then recursively unravel the formulas F_k , moving as many existential quantifiers as possible to the front. Our implementation does this via a bottom-up procedure, starting underneath the innermost existential quantifier and building upwards, normalizing the formula into the form:

$$\bigvee \exists z_0. \dots \exists z_n. \exists x. \left(\left(\bigwedge A_i \right) \wedge \left(\bigwedge \forall y. F_j \right) \right)$$

On paper, these transformations are simple as they involve named quantified variables; however, because our implementation uses a locally nameless form for quantifiers with DeBruijn indices, shifting an existential quantifier $A \wedge \exists z. F \longleftrightarrow \exists z. (A \wedge F)$ requires a “lifting” procedure $A \uparrow$ which increments all the variable indices by one. This allows for the following conversion: $A \wedge \exists. F \longleftrightarrow \exists. (A \uparrow \wedge F)$.

We are unable to eliminate the \forall quantifiers in a similar fashion, as one cannot exchange the order of \forall and \exists quantifiers without ruining logical equivalence. However, we can still shrink the size of the quantified formula and expose some of the content it holds in some specific cases described in Appendix C.3.

4.3 Evaluation

Our proofs show that the input formula and the output formula (after VS) are *logically equivalent*, i.e., have the same truth value under any valuation. This needs a method of “plugging in” the real-valued valuation into the variables of the polynomials. Towards this, we define the *eval* function, which accumulates new values into the valuation as we go underneath quantifiers, and the *aEval* function, which perform the substitution of the valuations into the polynomials.

When proving correctness, we focus our attention on one quantifier at a time. By Remark 1 correctness of general VS case follows when considering a formula F with a single quantifier, where

F contains only polynomials of at most degree two (otherwise general VS does not apply). With these restrictions, we can substitute a valuation into the non-quantified variables, which transforms the multivariate polynomials into univariate polynomials. For example, let a, b , and c be arbitrary multivariate polynomials that do not mention variable x . Let $\hat{p} = \gamma(p)$ denote the insertion of the valuation γ into polynomial p (\hat{p} is a real number). We obtain the following conversion between multivariate and univariate polynomials:

$$\mathbf{eval} (\exists x. ax^2 + bx + c = 0) \gamma \longleftrightarrow \mathbf{eval}' (\exists x. \hat{a}x^2 + \hat{b}x + \hat{c} = 0) \hat{x}$$

As such, we develop an alternative VS algorithm for univariate polynomials, where atoms are represented as triples of real-valued coefficients (as seen in Sect. 3.2), and show that under this specific valuation, the multivariate output is equivalent per valuation with the output of the univariate case. Thus we finish the proof of the multivariate case by lifting the proof for the univariate case.

4.4 Polynomial Contributions

We build on the polynomials library [19], which was designed to support executable multivariate polynomial operations. This choice naturally comes with tradeoffs, and a number of functions and lemmas that we needed were missing from the library. For example, we added a partial derivative function (needed to formalize VS for infinitesimals, as discussed in Sect. 3.2.2); and prove its correctness for polynomials of degree at most two.

Additionally, we needed an efficient way to isolate the coefficient of a variable within a polynomial, which we define in the *isolate_variable_sparse* function. Similarly, we needed to extend code theorems for the generically defined *insertion* function, which inserts a valuation into a polynomial, in order to be able to compute the result of valuations and export our program. This required a number of lemmas that rely on the *monomials* function, which separates a polynomial into a sum of monomials, and the *degree* function, which computes the degree of a polynomial with respect to a single variable.

To make these new functions usable within proofs, we formulated a large collection of lemmas for polynomials with real-valued coefficients. This involved several simplification lemmas for the interaction of the *isolate_variable_sparse*, *insertion*, and *degree* functions across summations of polynomials and products of polynomials; for example, we proved that if the degrees of polynomials p and q in x are both less than d , then the degree of $p + q$ in x is also less than d .

One particularly critical lemma that we added allows us to take a multivariate polynomial in $\mathbb{R}[a_1, \dots, a_n, x]$ and rewrite it as a nested polynomial, i.e., a univariate polynomial in x with coefficients that are polynomials in $\mathbb{R}[a_1, \dots, a_n]$:

lemma " $(p :: \text{real mpoly}) = (\sum i \leq \text{degree } p \ x. \text{isolate_variable_sparse } p \ x \ i \ * \ \text{Var } x^i)$ "

This is needed rather frequently within VS, as we often seek to re-express polynomials with respect to a single quantified variable of interest.

To utilize the variables within polynomials as DeBruijn indices, we implemented various lifting and substitution operations. Our *liftPoly* function takes in a lower limit d , an amount a , and a polynomial p and returns a polynomial which reindexes variables within p such that every variable greater or equal to d is increased by a . This is commonly denoted by $p \uparrow_d^a$. This *liftPoly* is needed in cases where we want to increase the number of quantifiers surrounding a formula. For example, $\forall.((\exists A) \wedge B)$ is equivalent to $\forall.\exists.(A \wedge (B \uparrow_1^1))$.

We also need an inverse function to *liftPoly*, which we call *lowerPoly*. Whenever we have eliminated a quantified variable with our QE procedure, we can drop that quantifier and use *lowerPoly* to reindex all the other variables accordingly. We implement this in the *clearQuantifiers* procedure.

5 Experiments

The benchmark suite consists of 378 QE problems in category CADE09 collected from 94 examples [16], and category Economics with 45 examples [13]. CADE09 and Economics examples were converted into decision problems, powers were flattened to multiplications, and CADE09 were additionally rewritten to avoid polynomial division. For sanity checking, we also negated the CADE09 examples [16]. We run on commodity hardware.¹

Tools. We compare the performance of our VSEquality (E), VSGeneral (G), VSGeneral_3_times (G3), VSLucky (L), and VSLEG (LEG) algorithms (Appendix B) to REDLOG [6] (R), SMT-RAT [5] with CAD (S-CAD) and restricted to VS (S-VS), the SMT solver Z3 (Z3), and Mathematica (M). All tools, save Mathematica, were run in Docker containers on Ubuntu 18.04 with 8GB of memory and 6 CPU cores.

VS Algorithms *VSEquality*, *VSGeneral*, *VSGeneral_3_times*, *VSLucky*, and *VSLEG* (Appendix B). Examples translated from SMT-LIB to our SML data structures, compiled with MLton²; as a result, measurements do not include parsing

REDLOG Snapshot 2021-04-13³, using the Reduce SMT REPL command “read”.

SMT-RAT Release 19.06⁴ with default strategy “SMTComp2016” and virtual substitution strategy “JustVS”

Z3 Release 4.8.10⁵

Mathematica Version 12.1.0, executed natively on MacOS, calls to *Resolve* restricted to 8GB of memory using *MemoryLimit* but no CPU core limit

¹ MacBook Pro 2019 with 2.6GHz Intel Core i7 (model 9750H) and 32GB memory (2667MHz DDR4 SDRAM).

² <http://mlton.org/>

³ https://sourceforge.net/projects/reduce-algebra/files/snapshot_2021-04-13/

⁴ <https://github.com/th-s-rwth/smtrat/releases/tag/19.06>

⁵ <https://github.com/Z3Prover/z3/releases/tag/z3-4.8.10>

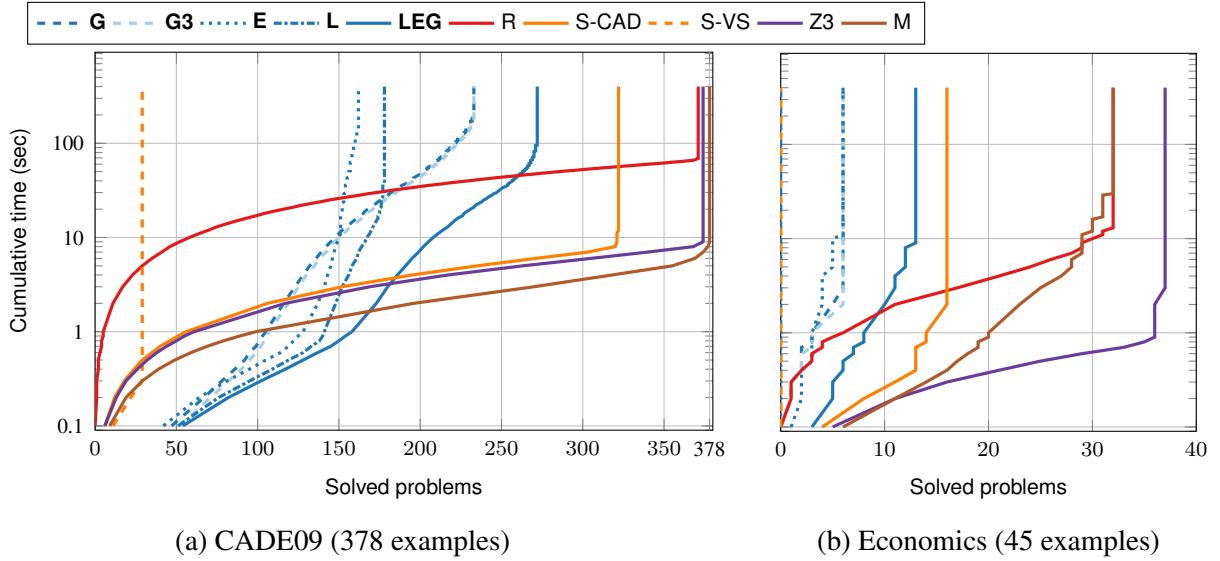


Figure 2: Cumulative time to solve fastest n problems (flatter and more is better)

Benchmark Results. Each example has a timeout of 30s. Figure 2 summarizes the performance on the CADE09 and Economics examples in terms of the cumulative time needed to solve (return “true”, “false”, or “unsat”) the fastest n problems with a logarithmic time axis: more problems solved and a flatter curve is better.

Mathematica solves all problems in the CADE09 category, closely trailed by Z3, Redlog. The near constant computation time offset of Redlog in comparison to Z3, SMT-RAT, and Mathematica might be attributable to the additional step of entering an SMT REPL. Our verified VSEquality (E), VSGeneral (G), VSLucky (L), and VSLEG (LEG) algorithms rank in performance between the basic VS implementation in SMT-RAT (S-VS), full SMT approaches (S-CAD, Z3), and combined virtual substitution plus CAD implementations (R, M). The reduced startup time of our algorithms is attributable to the omitted parsing step. Overall, VSEquality and VSLucky solve examples fast, but the wider applicability of VSGeneral and VSLEG allows them to solve considerably more examples. Though we have already implemented a number of optimizations for VS, which we discuss in Appendix C, we do not expect to outperform the tools at this stage, as many of them have been optimized over a period of many years.

A comparison of duration per problem is in Fig. 3. Though there is considerable overlap between VSEquality, VSGeneral, and VSLucky, mutually exclusive sets of solved examples (and considerable performance differences on a number of examples) foreshadow the performance achievable with the combined VSLEG algorithm. The simplifications of earlier methods in the combined algorithm even allows VSLEG to solve additional examples in the given maximum duration.

In Fig. 4, we compare the CADE09 results to the results on negated CADE09 examples to highlight *contradictions* between answers (e.g., both A and $\neg A$ are claimed to be true). Mathematica and Z3 answer consistently on both formula sets, and solve (almost) all examples. REDLOG, the

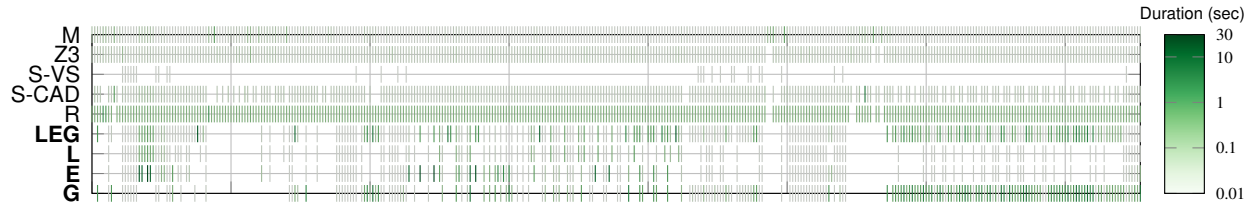


Figure 3: CADE09 duration per problem (color indicates duration, lighter is better)

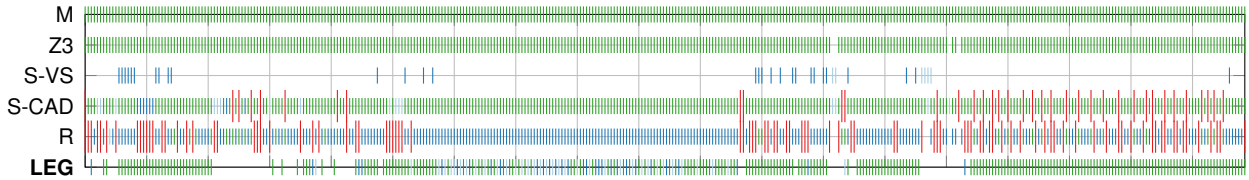


Figure 4: CADE09 consistency comparison between original and negated formula: color indicates discrepancies within tools (green (■): answer on original and negated formula agree, dark-blue (■): only original solved, light-blue (■): only negated solved, red+long (■): **contradictory** answers (both formulas unsat/proved or both sat/disproved), empty: both timeout/unknown)

main VS implementation, in general does not perform well on the negated formulas and reports 96 contradictory answers, while SMT-RAT performs slightly better on the negated formulas, but still contradicts itself on 38 examples for both original and negated formula. Our VSLEG algorithm has similar performance for proving and disproving in terms of absolute number of solved examples. As for S-VS, combining proving and disproving solves more examples than just one question individually.

6 Conclusion and Future Work

We verify linear and quadratic virtual substitution; our algorithms are *provably correct* up to Isabelle/HOL’s trusted core and up to Isabelle’s code export. Developing the groundwork for practical verified real VS in Isabelle/HOL required significantly many low-level improvements and extensions to Isabelle’s multivariate polynomials library. Our experiments confirm that, even if verification were not a virtue in and of itself, QE is so subtle that our approach is the most competitive to get a practical correct VS implementation. They also reveal the benefits of our current optimizations and indicate room for future improvements. Further optimizations to the polynomial libraries, such as efficient coefficient lookup for polynomials using red black trees, would be welcome. It would also be beneficial to treat homogeneous blocks of quantifiers as single entities, to support variable ordering heuristics. Finally, we plan to eventually support cubic VS.

Acknowledgment. We wish to thank Fabian Immler for his substantial contributions at CMU to the polynomial Isabelle/HOL theories and regret that his current industry position precludes our

ability to include him as a coauthor.

This material is based upon work supported by the National Science Foundation under Grant No. CNS-1739629, a National Science Foundation Graduate Research Fellowship under Grants Nos. DGE1252522 and DGE1745016, and by the AFOSR under grant number FA9550-16-1-0288. Any opinions, findings, and conclusions or recommendations expressed in this material are those of the author(s) and do not necessarily reflect the views of the National Science Foundation or of AFOSR.

References

- [1] Brandon Bohrer, Vincent Rahli, Ivana Vukotic, Marcus Völöp, and André Platzer. Formally verified differential dynamic logic. In Yves Bertot and Viktor Vafeiadis, editors, *CPP*, pages 208–221, New York, 2017. ACM. doi:10.1145/3018610.3018616.
- [2] Amine Chaieb. *Automated methods for formal proofs in simple arithmetics and algebra*. PhD thesis, Technische Universität München, 2008. URL: <https://mediatum.ub.tum.de/doc/649541/649541.pdf>.
- [3] Cyril Cohen and Assia Mahboubi. Formal proofs in real algebraic geometry: from ordered fields to quantifier elimination. *Log. Methods Comput. Sci.*, 8(1), 2012. doi:10.2168/LMCS-8(1:2)2012.
- [4] George E. Collins. Quantifier elimination for real closed fields by cylindrical algebraic decomposition. In H. Barkhage, editor, *Automata Theory and Formal Languages*, volume 33 of *LNCS*, pages 134–183. Springer, 1975. doi:10.1007/3-540-07407-4_17.
- [5] Florian Corzilius, Gereon Kremer, Sebastian Junges, Stefan Schupp, and Erika Ábrahám. SMT-RAT: an open source C++ toolbox for strategic and parallel SMT solving. In Marijn Heule and Sean A. Weaver, editors, *SAT*, volume 9340 of *LNCS*, pages 360–368. Springer, 2015. doi:10.1007/978-3-319-24318-4_26.
- [6] Andreas Dolzmann and Thomas Sturm. REDLOG: computer algebra meets computer logic. *SIGSAM Bull.*, 31(2):2–9, 1997. doi:10.1145/261320.261324.
- [7] Antonio J. Durán, Mario Pérez, and Juan L. Varona. The misfortunes of a trio of mathematicians using computer algebra systems. can we trust in them? *Notices of the AMS*, 61(10):1249–1252, 2014. doi:10.1090/noti1173.
- [8] Nathan Fulton, Stefan Mitsch, Jan-David Quesel, Marcus Völöp, and André Platzer. KeYmaera X: An axiomatic tactical theorem prover for hybrid systems. In Amy P. Felty and Aart Middeldorp, editors, *CADE*, volume 9195 of *LNCS*, pages 527–538. Springer, 2015. doi:10.1007/978-3-319-21401-6_36.
- [9] Sicun Gao, Soonho Kong, and Edmund M. Clarke. dReal: An SMT solver for nonlinear theories over the reals. In Maria Paola Bonacina, editor, *CADE*, volume 7898 of *LNCS*, pages 208–214. Springer, 2013. doi:10.1007/978-3-642-38574-2_14.

- [10] Lars Hupel and Tobias Nipkow. A verified compiler from Isabelle/HOL to CakeML. In Amal Ahmed, editor, *ESOP*, volume 10801 of *LNCS*, pages 999–1026. Springer, 2018. doi:10.1007/978-3-319-89884-1_35.
- [11] Dejan Jovanovic and Leonardo Mendonça de Moura. Solving non-linear arithmetic. In Bernhard Gramlich, Dale Miller, and Uli Sattler, editors, *IJCAR*, volume 7364 of *LNCS*, pages 339–354. Springer, 2012. doi:10.1007/978-3-642-31365-3_27.
- [12] Sean McLaughlin and John Harrison. A proof-producing decision procedure for real arithmetic. In Robert Nieuwenhuis, editor, *CADE*, volume 3632 of *LNCS*, pages 295–314. Springer, 2005. doi:10.1007/11532231_22.
- [13] Casey B. Mulligan, Russell J. Bradford, James H. Davenport, Matthew England, and Zak Tonks. Quantifier elimination for reasoning in economics. *CoRR*, abs/1804.10037, 2018. URL: <http://arxiv.org/abs/1804.10037>, arXiv:1804.10037.
- [14] Tobias Nipkow. Linear quantifier elimination. *J. Autom. Reason.*, 45(2):189–212, 2010. doi:10.1007/s10817-010-9183-0.
- [15] André Platzer. *Logical Foundations of Cyber-Physical Systems*. Springer, 2018. doi:10.1007/978-3-319-63588-0.
- [16] André Platzer, Jan-David Quesel, and Philipp Rümmer. Real world verification. In Renate A. Schmidt, editor, *CADE*, volume 5663 of *LNCS*, pages 485–501, Berlin, 2009. Springer. doi:10.1007/978-3-642-02959-2_35.
- [17] Stefan Ratschan and Jan-Georg Smaus. Verification-integrated falsification of non-deterministic hybrid systems. In Christos G. Cassandras, Alessandro Giua, Carla Seatzu, and Janan Zaytoon, editors, *ADHS*, volume 39 of *IFAC Proceedings Volumes*, pages 371–376. Elsevier, 2006. doi:10.3182/20060607-3-IT-3902.00068.
- [18] A. Seidenberg. A new decision method for elementary algebra. *Annals of Math.*, 60(2):365–374, 1954.
- [19] Christian Sternagel and René Thiemann. Executable multivariate polynomials. *Archive of Formal Proofs*, 2010, 2010.
- [20] Thomas Sturm. A survey of some methods for real quantifier elimination, decision, and satisfiability and their applications. *Math. Comput. Sci.*, 11(3-4):483–502, 2017. doi:10.1007/s11786-017-0319-z.
- [21] Thomas Sturm. Thirty years of virtual substitution: Foundations, techniques, applications. In Manuel Kauers, Alexey Ovchinnikov, and Éric Schost, editors, *ISSAC*, pages 11–16. ACM, 2018. doi:10.1145/3208976.3209030.
- [22] Alfred Tarski. *A Decision Method for Elementary Algebra and Geometry*. RAND Corporation, Santa Monica, CA, 1951. Prepared for publication with the assistance of J.C.C. McKinsey.
- [23] Volker Weispfenning. The complexity of linear problems in fields. *J. Symb. Comput.*, 5(1/2):3–27, 1988. doi:10.1016/S0747-7171(88)80003-8.
- [24] Volker Weispfenning. Quantifier elimination for real algebra - the quadratic case and beyond. *Appl. Algebra Eng. Commun. Comput.*, 8(2):85–101, 1997. doi:10.1007/s002000050055.

A Isabelle/HOL Code:

This appendix contains some of the key Isabelle/HOL code used within the Equality VS algorithm (see Sect. 3.1) and the General VS algorithm (see Sect. 3.2).

A.1 Linear Substitution

In Isabelle/HOL, we formalize linear substitution in the *linear_substitution* function. Here, *linear_substitution i a b A* returns the *atom fm* that is the result of virtually substituting the fraction a/b for variable i into atom A (the *atom* and *atom fm* datatypes are explained in Sect. 4.1). More precisely, the *linear_substitution* function is taking as input a natural number, which indicates which variable is of interest, two real multivariate polynomials a and b , and an *atom* A . It cases on the structure of A and follows the casework described in Sect. 3.1.

```

fun linear_substitution ::
  "nat  $\Rightarrow$  real mpoly  $\Rightarrow$  real mpoly  $\Rightarrow$  atom  $\Rightarrow$  atom fm" where
  "linear_substitution var a b (Eq p) =
    (let d = degree p var in
      Atom (Eq ( $\sum_{i \in \{0..<(d+1)\}}$ ).
        isolate_variable_sparse p var i * (ai) * (b(d-i))))
    )" |
  "linear_substitution var a b (Less p) =
    (let d = degree p var in
      let P = ( $\sum_{i \in \{0..<(d+1)\}}$ ).
        isolate_variable_sparse p var i * (ai) * (b(d-i))) in
      Atom(Less(P * (b ^ (d mod 2))))
    )" |
  "linear_substitution var a b (Leq p) =
    (let d = degree p var in
      let P = ( $\sum_{i \in \{0..<(d+1)\}}$ ).
        isolate_variable_sparse p var i * (ai) * (b(d-i))) in
      Atom(Leq(P * (b ^ (d mod 2))))
    )" |
  "linear_substitution var a b (Neq p) =
    (let d = degree p var in
      Atom (Neq ( $\sum_{i \in \{0..<(d+1)\}}$ ).
        isolate_variable_sparse p var i * (ai) * (b(d-i))))
    )"

```

In each case, the first step of the algorithm is to recover the degree of the polynomial we wish to substitute into. We store this in d . Having recovered this, we can then express the polynomial as a summation of monomials with respect to the variable we are eliminating on. To find the i th coefficient of the polynomial with respect to var , we use the *isolate_variable_sparse p var i* function.

For the $=$ and \neq cases, we multiply the i th coefficient by $a^i * b^{d-i}$, to reflect that we have normalized by multiplying everything by b^d (more specifically, this reflects that $(a^i/b^i) \cdot b^d = a^i \cdot b^{d-i}$). For the $<$ and \leq cases, we additionally need to check the parity of the degree d . When d is odd, we must multiply the whole polynomial by an additional factor of b , as explained in Sect. 3.1; in the code, we accomplish this by multiplying by the extra factor of $b^{(d \bmod 2)}$ in the $<$ and \leq cases.

A.2 Quadratic Substitution

In Isabelle/HOL, we formalize quadratic substitution in the `quadratic_sub` function. Here, `quadratic_sub i a b c d A` returns the result of virtually substituting $(a + b\sqrt{c})/d$ for variable i in atom A . Notice that all cases of the different atoms utilize the same helper functions. As explained in Sect. 3.1, they differ in the final arrangement of the polynomial $A + B\sqrt{c}$, where A and B are multivariate polynomials that do not mention the variable we are eliminating on.

```

primrec quadratic_sub :: "nat  $\Rightarrow$ 
  real mpoly  $\Rightarrow$  real mpoly  $\Rightarrow$  real mpoly  $\Rightarrow$  real mpoly  $\Rightarrow$ 
  atom  $\Rightarrow$  atom fm" where
  "quadratic_sub var a b c d (Eq p) = (
    let (p1::real mpoly) = quadratic_part_1 var a b d (Eq p) in
    let (p2::real mpoly) = quadratic_part_2 var c p1 in
    let (A::real mpoly) = isolate_variable_sparse p2 var 0 in
    let (B::real mpoly) = isolate_variable_sparse p2 var 1 in
    And
      (Atom (Leq (A*B)))
      (Atom (Eq (A^2-B^2*c)))
  ) " |
  "quadratic_sub var a b c d (Less p) = (
    let (p1::real mpoly) = quadratic_part_1 var a b d (Less p) in
    let (p2::real mpoly) = quadratic_part_2 var c p1 in
    let (A::real mpoly) = isolate_variable_sparse p2 var 0 in
    let (B::real mpoly) = isolate_variable_sparse p2 var 1 in
    Or
      (And
        (Atom (Less (A)))
        (Atom (Less (B^2*c-A^2)))
      )
      (And
        (Atom (Leq B))
        (Or
          (Atom (Less A))
          (Atom (Less (A^2-B^2*c)))
        )
      )
  ) " |
  "quadratic_sub var a b c d (Leq p) = (
    let (p1::real mpoly) = quadratic_part_1 var a b d (Leq p) in
    let (p2::real mpoly) = quadratic_part_2 var c p1 in

```

```

let (A::real mpoly) = isolate_variable_sparse p2 var 0 in
let (B::real mpoly) = isolate_variable_sparse p2 var 1 in
Or
  (And
    (Atom (Leq(A)))
    (Atom (Leq(B^2*c-A^2))))
  (And
    (Atom (Leq B))
    (Atom (Leq (A^2-B^2*c))))
) " |
"quadratic_sub var a b c d (Neq p) = (
  let (p1::real mpoly) = quadratic_part_1 var a b d (Neq p) in
  let (p2::real mpoly) = quadratic_part_2 var c p1 in
  let (A::real mpoly) = isolate_variable_sparse p2 var 0 in
  let (B::real mpoly) = isolate_variable_sparse p2 var 1 in
  Or
    (Atom (Less(-A*B)))
    (Atom (Neq(A^2-B^2*c)))
) "

```

The helper function `quadratic_part_1` formalizes the normalization of denominators discussed in Sect. 3.1. It behaves identically to the `linear_substitution` function discussed in Appendix A.1, where the fractional polynomial we are substituting into variable `var` is $(a+b*(Var\ var))/d$.

Remark 2. Notice that in the above, we are actually substituting a polynomial mentioning `var` for the variable `var`. This situation arises as a consequence of our multiple-step substitution process for quadratic roots: If we associate the polynomial variable `var` with the meta-variable x and create a second meta-variable y , then we want to perform the substitutions $x = (a + by)/d$ and $y = \sqrt{c}$. After performing the first substitution for meta-variable x , the polynomial variable `var` representing the meta-variable x gets eliminated. As such, it is okay for us to repurpose the same polynomial variable `var` to represent our new meta-variable y when performing the substitution $y = \sqrt{c}$. Further, reusing this specific variable `var` is actually a necessity, as representing y with a different polynomial variable could lead to conflicts with other variables within the polynomial.

```

fun quadratic_part_1 :: "nat ⇒
  real mpoly ⇒ real mpoly ⇒ real mpoly ⇒
  atom ⇒ real mpoly" where
  "quadratic_part_1 var a b d (Eq p) = (
    let deg = degree p var in
     $\sum_{i \in \{0..<(deg+1)\}} (isolate\_variable\_sparse\ p\ var\ i) * ((a+b*(Var\ var))^i * (d^{(deg - i)}))$ " |
    "quadratic_part_1 var a b d (Less p) = (
      let deg = degree p var in
      let P =  $\sum_{i \in \{0..<(deg+1)\}} (isolate\_variable\_sparse\ p\ var\ i) *$ 

```

```

    ((a+b*(Var var))^i) * (d^(deg - i)) in
P * (d ^ (deg mod 2)))"/
"quadratic_part_1 var a b d (Leq p) = (
let deg = degree p var in
let P =  $\sum_{i \in \{0..<(deg+1)\}}$ . (isolate_variable_sparse p var i) *
    ((a+b*(Var var))^i) * (d^(deg - i)) in
P * (d ^ (deg mod 2)))"/
"quadratic_part_1 var a b d (Neq p) = (
let deg = degree p var in
 $\sum_{i \in \{0..<(deg+1)\}}$ . (isolate_variable_sparse p var i) *
    ((a+b*(Var var))^i) * (d^(deg - i)))"
```

The helper function `quadratic_part_2` handles the parity check on the normalization factor, as described in Sect. 3.1. Here, we simply collect the summation of all the even-degree monomials (in our variable of interest) into one polynomial A and all the odd-degree monomials into another polynomial B , so that ultimately our polynomial is of the form $A + B\sqrt{c}$.

```

fun quadratic_part_2 ::
    "nat  $\Rightarrow$  real mpoly  $\Rightarrow$  real mpoly  $\Rightarrow$  real mpoly" where
    "quadratic_part_2 var sq p = (
    let deg = degree p var in
     $\sum_{i \in \{0..<deg+1\}}$ .
        (isolate_variable_sparse p var i)*(sq^(i div 2)) *
        (Const(of_nat(i mod 2))) * (Var var)
    +(isolate_variable_sparse p var i)*(sq^(i div 2)) *
        Const(1 - of_nat(i mod 2)))"
```

In this, `of_nat` casts natural numbers to real numbers. For each $0 \leq i \leq \text{deg}$, `Const (of_nat (i mod 2))` is 0 when i is even and 1 when i is odd. Similarly, `Const (1 - of_nat (i mod 2))` is 1 when i is even and 0 when i is odd. So,

$$(isolate_variable_sparse\ p\ var\ i) * (sq^{(i\ div\ 2)}) * \\ (Const\ (of_nat\ (i\ mod\ 2))) * (Var\ var)$$

is collecting the summation of the odd-degree monomials (in `var`) in the form $a_i c^{\lfloor i/2 \rfloor} \sqrt{c}$ where `Var var` represents \sqrt{c} , while

$$(isolate_variable_sparse\ p\ var\ i) * (sq^{(i\ div\ 2)}) * \\ (Const\ (1 - of_nat\ (i\ mod\ 2)))$$

is collecting the summation of the even-degree monomials in `var` in the form $a_i c^{i/2}$. Notice that in the even cases, we are able to completely eliminate the square root, whereas the odd cases leave us with a variable of degree one, for which we will need to substitute \sqrt{c} .

We use the technique explained in Remark 2 to handle substituting a polynomial mentioning `var` in for the variable `var`; this time, our first polynomial variable `var` represents the meta-variable $y = \sqrt{c}$, and after the substitution, the polynomial variable `var` represents the meta-variable $z = \sqrt{c}$.

B Top-Level Algorithms

We export several top-level algorithms that perform VS for experimentation that use various combinations of VS procedures and optimizations. We briefly detail them here.

The *VSLucky* algorithm recursively searches through the available atom conjunct list (atoms outside of universal quantification), searching for a quadratic equality atom that features a constant coefficient with respect to the variable x that we are eliminating. If it finds some $ax^2 + bx + c$ where a , b , or c is a nonzero constant, we are guaranteed a nonzero polynomial, and thus we have the following full elimination of the quantifier on x , without the remaining zero case (cross reference Sect. 3.1):

$$\begin{aligned} (\exists x. (ax^2 + bx + c = 0 \wedge F)) &\longleftrightarrow \\ &\left((a = 0 \wedge b \neq 0 \wedge F_x^{-c/b}) \vee \right. \\ &\left. (a \neq 0 \wedge b^2 - 4ac \geq 0 \wedge (F_x^{(-b+\sqrt{b^2-4ac})/(2a)} \vee F_x^{(-b-\sqrt{b^2-4ac})/(2a)})) \right). \end{aligned}$$

Then we can use VS to expand the RHS of the equivalence. So, *VSLucky* is indeed lucky, because it fully removes the quantifier on the variable in question.

Next, the *VSEquality* algorithm performs the equality version of VS (Sect. 3.1) iteratively for all equality atoms of at most quadratic degree, and the *VSGeneral* algorithm performs the general version of VS (Sect. 3.2).

Additionally, we have *VSEquality_3_times* and *VSGeneral_3_times* which perform these algorithms three times, as discussed in Sect. 4.2.2. Finally, we have *VSLEG* which performs all three of *VSLucky*, *VSEquality*, *VSGeneral* (in that order, as the first is the quickest while the last is the most general); this algorithm was the most successful on our benchmarks.

We now discuss the correctness theorem for these algorithms.

B.1 Correctness of Top-Level Algorithms

The correctness of our top-level algorithms is established by the following theorem, which expresses that any initial formula ϕ is logically equivalent to the resulting formula after running the algorithm on ϕ ; in other words, the two formulas (initial and final) have the same truth-value in every state, i.e. for every valuation of free variables. Here our *eval* function is capturing the semantics of substituting a valuation into a formula. For a valuation characterized by a list ν of real numbers and a formula ϕ , *eval* ϕ ν is true whenever ϕ is true at ν , i.e. when the i th entry of ν is plugged in for the i th free variable of ϕ (for all i).

theorem *TopLevelSoundnessTheorems* :

```
"∀xs. (eval (VSEquality φ) xs = eval φ xs) "
"∀xs. (eval (VSGeneral φ) xs = eval φ xs) "
"∀xs. (eval (VSLucky φ) xs = eval φ xs) "
"∀xs. (eval (VSEquality_3_times φ) xs = eval φ xs) "
"∀xs. (eval (VSGeneral_3_times φ) xs = eval φ xs) "
"∀xs. (eval (VSLEG φ) xs = eval φ xs) "
```

The exact definition of *eval* is as follows:

```
fun eval :: "atom fm  $\Rightarrow$  real list  $\Rightarrow$  bool" where
  "eval (Atom a)  $\nu$  = aEval a  $\nu$ " |
  "eval (TrueF) _ = True" |
  "eval (FalseF) _ = False" |
  "eval (And  $\varphi$   $\psi$ )  $\nu$  = ((eval  $\varphi$   $\nu$ )  $\wedge$  (eval  $\psi$   $\nu$ ))" |
  "eval (Or  $\varphi$   $\psi$ )  $\nu$  = ((eval  $\varphi$   $\nu$ )  $\vee$  (eval  $\psi$   $\nu$ ))" |
  "eval (Neg  $\varphi$ )  $\nu$  = ( $\neg$  (eval  $\varphi$   $\nu$ ))" |
  "eval (ExQ  $\varphi$ )  $\nu$  = ( $\exists x.$  (eval  $\varphi$  (x# $\nu$ )))" |
  "eval (AllQ  $\varphi$ )  $\nu$  = ( $\forall x.$  (eval  $\varphi$  (x# $\nu$ )))"
```

This is the canonical semantics for evaluating atom formulas. The interesting cases are the *Atom*, *ExQ*, and *AllQ* cases. We discuss each.

In the *Atom* case, the *aEval* function is as follows:

```
fun aEval :: "atom  $\Rightarrow$  real list  $\Rightarrow$  bool" where
  "aEval (Eq p) L = (insertion (nth_default 0 L) p = 0)" |
  "aEval (Less p) L = (insertion (nth_default 0 L) p < 0)" |
  "aEval (Leq p) L = (insertion (nth_default 0 L) p  $\leq$  0)" |
  "aEval (Neq p) L = (insertion (nth_default 0 L) p  $\neq$  0)"
```

Here, we are using the *insertion* function from the multivariate polynomials library [19] to insert the n values from L for variables $0, \dots, n-1$. This captures substituting a valuation for the free variables in the formula.

Because the first argument of the *insertion* function has type $(\text{nat} \Rightarrow 'a)$, where in our case $'a$ is *real*, we use Isabelle/HOL's standard library function *nth_default* to expand L into a mapping from nats to reals. That is, $(\text{nth_default } 0 \ L) \ i$ is the i th element of L when i is less than the length of L (lists are 0-indexed in Isabelle/HOL), and 0 otherwise. Note that this means that if our list L is not long enough to cover the valuations for all the free variables in the polynomial, the *nth_default* function will assign it a value of 0. This is merely a convenience; our correctness lemmas are unaffected by this, as they quantify over all possible valuations L (and thus over all valuations of the exact correct size).

The *ExQ* φ case of a new existential quantifier is handled by embedding into Isabelle's built-in notion of existential quantification over the real numbers. More precisely, in $\exists x. (\text{eval } \varphi \ (x\#\nu))$, Isabelle treats the quantified variable x as a new free variable, which is added to the front of the valuation ν , written $x\#\nu$. The *AllQ* case is similar. As an example, consider evaluating

$$\exists x. \forall y. (x + y \cdot y + z > 0)$$

in a state ν where $\nu(z) = 1$. In our framework in Isabelle/HOL, this translates as:

```
eval (ExQ (AllQ (Var 1 + Var 0*Var 0 + Var 2 > 0))) 1
```

Here we have two quantified variables, Var 0 and Var 1, and one free variable, Var 2 (this is because we are using DeBruijn indices). Var 0 matches the *AllQ* quantifier and Var 1 matches the *ExQ* quantifier. We are considering the valuation where Var 2 is set to 1.

In the first step, we expand to:

```
Exists x.
  (eval (AllQ (Var 1 + Var 0*Var 0 + Var 2 > 0)) (x#1)),
```

and in the second step, we achieve:

```
Exists x. Forall y.
  (eval (Var 1 + Var 0*Var 0 + Var 2 > 0) (y#(x#1))).
```

This asks whether there exists an x such that for all y , $x + y^2 + 1 > 0$, which matches the desired semantics.

Now that we have established the correctness of our correctness theorem, we discuss its proof.

B.2 Proving Correctness: Extensibility

Instead of independently proving the correctness theorems for all of our top-level algorithms, our framework is designed to to be *extensible*. Any optimization *opt* that does not change the truth-value of any formula, can easily be incorporated into our framework. This is especially important to cleanly substitute different combinations of optimizations into our top-level QE algorithms without incurring the burden of significant reproving.

This extensibility can be seen in the following correctness lemma for our *QE_dnf* function, which lifts QE algorithms defined for a single quantifier to apply to all quantifiers using the modified DNF transformation discussed in Sect. 4.2:

theorem *QE_dnf_eval*:

```
assumes step : "∧xs var L F ν. length xs = var ⇒
  (∃x. eval (list_conj (map fm.Atom L @ F)) (xs @ x # ν)) =
  (∃x. eval (step var L F) (xs @ x # ν))"
assumes opt : "∧xs F . eval (opt F) xs = eval F xs"
shows "∀xs. eval (QE_dnf opt step φ) xs = eval φ xs"
```

In the *step* hypothesis, we assume that we have a procedure *step* which operates correctly on a variable index, *var*, a conjunct list of atoms, *L* and a conjunct list of atom formulas, *F*. This form arises after we distribute the existential quantifiers across the disjuncts in the DNF transformation and perform further transformations to increase the informational content of our formula (cross reference Sect. 4.2.3). The *xs* list of valuations corresponds to the existential quantifiers we are reaching underneath, *x* corresponds to the existential quantifier in question that we wish to operate on, and *ν* corresponds to the free variables in the formula. As the variable *x* being quantified is the *varth* variable, it is inserted into the valuation list *xs @ x # ν* at the *varth* index (since the length of *xs* is assumed to be *var*). This hypothesis states that the *step* function preserves the original truth value for the existence of a real value for the affected variable *var* when conjoining the lists *L* and *F* after execution; ultimately, we will show that our VS algorithms satisfy this hypothesis.

The *opt* hypothesis assumes that we have a procedure *opt* which preserves the truth value of the *eval* function on the formula. In our QE framework, this function is called before performing the DNF transformation within.

This lemma, then, showcases the extensible nature of our framework, because it proves that any function that obeys the *step* hypothesis (as we prove that our VS procedures do), and any functions that obey the *opt* hypothesis (as we prove that our optimizations do), can be combined to create an overall top-level QE procedure. This allows us to determine the soundness of the top level algorithms described in Appendix B, but beyond correctness makes no claims as to whether this procedure is a simplification of the formula. We are unable to make such claims for this top-level procedure, as we must allow for our VS algorithms to fail to make progress in cases where VS does not apply (e.g. in the presence of high degree polynomials), but we now discuss the specific cases where our VS *step* procedures successfully eliminate quantifiers, as well as the important correctness lemmas for these procedures.

B.3 Proving Correctness: VS

Our *elimVar* function is the multivariate analog of the univariate general VS procedure from Sect. 3.2.3) (and it closely resembles this procedure). More specifically, *elimVar* is an overarching proof procedure that case analyzes on the roots of a polynomial and applies the appropriate VS algorithms for both the equality and the off-root cases. It checks whether we wish to substitute the exact root (for $=$ and \leq atoms) or the off-roots (for $<$ and \neq atoms).

As input, *elimVar* receives a variable *var* we are eliminating on, a list of atoms *L* and formulas *F* which are joined by conjunction, and the atom we wish to substitute, which is guaranteed to be at most quadratic (cross-reference Sect. 4.2.3). Each of the top-level VS algorithms utilizes *elimVar* as a helper function to substitute particular atoms. Significantly, *elimVar* has the property that it removes the variable it is substituting. This is expressed in the following lemma, where our *variableIsRemoved* function checks if a variable is present in a formula:

lemma *elimVar_removes_variable*: "variableIsRemoved var (elimVar var L F At) "

An important lemma for the equality case of VS can be proven when we specify that the atom *At* input to the *elimVar* function is an equality atom with a quadratic or linear polynomial with respect to the variable being eliminated:

lemma *elimVar_eq* :
assumes *hlength* : "length (xs::real list) = var"
assumes *noVariable* : "var \notin vars a" "var \notin vars b" "var \notin vars c"
assumes *in_list* : "Eq (a*(Var var)^2+b*(Var var)+c) \in set(L) "
assumes *nonzero*:
 "insertion' a (xs @ x # v) \neq 0 \vee insertion' b (xs @ x # v) \neq 0"
shows "(\exists x. eval (list_conj (map fm.Atom L @ F)) (xs @ x # v)) =
 (\exists x. eval (elimVar var L F (Eq (a*(Var var)^2+b*(Var var)+c))) (xs@x#v)) "

Here, we are assuming that we have the equality atom $a*(Var\ var)^2+b*(Var\ var)+c$ within our list of atoms *L*, where the variable *var* does not occur in the coefficients *a*, *b*, and *c*; this is captured by the *in_list* and *noVariable* hypotheses. We also assume that this polynomial is quadratic or linear on the particular variable of interest (in the *nonzero* hypothesis). Performing *elimVar* on this atom allows us to remove the quantifier completely: in the linear case,

when $\text{Eq}(a * (\text{Var } \text{var})^2 + b * (\text{Var } \text{var}) + c)$ is $\text{Eq}(b * (\text{Var } \text{var}) + c)$, `elimVar` virtually substitutes $-c/b$ for `var` into every formula; in the quadratic case, `elimVar` produces the disjunct of virtually substituting the two possible quadratic roots into every formula. This lemma establishes the correctness of the Equality VS algorithm as described in Section 3.1.

Additionally, we use `elimVar` to formulate the lemma for the general VS case:

```
lemma gen_qe_eval :
  assumes "all_degree_2 L"
  shows "( $\exists x.$  (eval (list_conj (map Atom L)) (x#v))) =
    ( $\forall x.$  (eval (list_disj(
      list_conj (map (substNegInfinity 0) L) #
      map (elimVar 0 L []) L)) (x#v))))"
```

Here, we assume that our formula has the requisite shape for general VS to apply; this means that every polynomial has at most degree two with respect to the variable we are eliminating, and, other than the single outer existential quantifier, the internal formula is quantifier free. This is shown via the input to `elimVar` being the elimination on variable 0 (which indicates that no extra existential quantifiers are present), and an empty list of additional formula conjuncts (which indicates that no universal quantifiers are present). Then, we show that the result of applying general VS is a collection of disjuncts of the polynomial roots and off-roots over all atoms present, along with the virtual substitution of negative infinity. This lemma is the multivariate executable procedure corresponding to the univariate lemma explained in Section 3.2.3. Notice that the \forall quantification on the x in the equality demonstrates that we have eliminated the variable x from the formula. This fact is supported by the previously discussed `elimVar_removes_variable` lemma, which utilizes the `variableIsRemoved` function.

C Optimizations

We formalize a number of optimizations for VS, as optimizations are critical for achieving reasonable performance. It will take some time to catch up to the highly optimized performance of tools like Mathematica and REDLOG.

This is the benefit of an extensible framework: future optimizations can be easily integrated. From Appendix B.2, we see that any optimization function `opt` that satisfies the truth-preservation lemma `lemma "eval (opt F) xs = eval F xs"` can be cleanly integrated into our algorithm (using `theorem QE_dnf_eval`), and the composition of several of these optimization functions preserves this property. We discuss our current optimizations in this appendix.

C.1 Unpower

As our algorithm performs VS on quadratic and linear polynomials, it is critical to reduce the degree of polynomials whenever possible. The most natural simplification we can perform is to factor out a common x^n from every monomial:

$$\sum a_i x^{n+i} = x^n \sum a_i x^i = p x^n$$

From here, we can split the atom $px^n \sim 0$, where $\sim \in \{=, <, \leq, \neq\}$, into lower-degree atoms that involve p and x^n separately.

In the equality case, $px^n = 0$ reduces to $x = 0 \vee p = 0$, as the product of the components is zero if and only if at least one of the components is zero. For inequalities, we case on the parity of n . If we have an even exponent, we can reduce $px^n < 0$ into $p < 0 \wedge x \neq 0$, since x^n is nonnegative. Otherwise, we must assert that the sign values differ: $(p < 0 \wedge x > 0) \vee (p > 0 \wedge x < 0)$.

All \neq are treated as negated equality atoms. For \leq atoms, we follow a similar structure to $<$: when n is even, we result in $p \leq 0 \vee x = 0$, and when n is odd we result in $p = 0 \vee (p < 0 \wedge x \geq 0) \vee (p > 0 \wedge x \leq 0)$.

C.2 Simplifying Constants

It is clear that the atom $5 = 0$ is always false and can be replaced by the *FalseT* formula. Our *simplfm* function replaces constant polynomial atoms with their respective *TrueT* or *FalseT* evaluations and performs shortcut optimizations for the \vee, \wedge, \neg connectives. This is especially useful when our QE algorithm is successful on closed formulas: since no more variables are present, the formula becomes a collection of constant polynomial atoms and connectives which means the whole formula can be reduced to either *TrueF* or *FalseF* with this simplification.

This constant identification can also be utilized within the QE procedure to cut down the expansion of the formula. Recall that we transform QE problems to have the form

$$\bigvee \exists z_0. \dots \exists z_n. \exists x. \left(\left(\bigwedge A_i \right) \wedge \left(\bigwedge \forall y. F_j \right) \right), \quad (5)$$

where the A_i are atoms and the F_i are formulas (see Sect. 4.2.3). Now consider a QE problem of the form $\exists x. (ax^2 + bx + c = 0 \wedge F)$. In the event that at least one of a , b , or c is a nonzero constant polynomial, we can immediately determine the *only* possible values of x in the whole formula, which are just the roots of this specific polynomial. As such, in both our general QE and equality QE algorithms, for each disjunct in a formula of the form of (5), our algorithm performs a linear scan for these “lucky” atoms within the conjunct list of atoms before proceeding with the VS algorithm. If a lucky atom is found, we immediately eliminate its associated quantifier and then proceed with other steps of the algorithm. This optimization demonstrates significant experimental benefits, as it eliminates quantifiers without greatly increasing the size of the formula. It also utilizes the DNF form optimizations discussed in Section 4.2.3 to reach underneath existential quantifiers to find more “lucky” atoms. It could be further adapted in the future to, for example, allow for simplifications underneath universal quantifiers.

C.3 Push Forall

Our *push_forall* optimization forces \forall quantifiers inwards into a formula, thus exposing more atoms that can be used for VS.

For example, consider the formula $\exists x. \forall y. (y^3 + x = 0 \wedge x = 0)$. The VS procedure will fail to simplify the internal \forall formula, as the only formula that mentions y is cubic. When we reach the external exists quantifier, we once again fail to simplify because the useful information

is hidden behind the \forall . However, we are capable of pushing the \forall inward into this expression to an equivalent formula $\exists x.((\forall y.y^3 + x = 0) \wedge x = 0)$, exposing the useful information which allows us to eliminate the outer quantifier.

This is done through the following conversions:

$$\begin{array}{ll}
 \forall x.(\varphi \wedge \psi) \longleftrightarrow (\forall x.\varphi) \wedge (\forall x.\psi) & \\
 \forall x.\varphi \longleftrightarrow \varphi & \text{if } \varphi \text{ does not contain } x \\
 \forall x.(\varphi \vee \psi) \longleftrightarrow \varphi \vee (\forall x.\psi) & \text{if } \varphi \text{ does not contain } x \\
 \forall x.(\varphi \vee \psi) \longleftrightarrow (\forall x.\varphi) \vee \psi & \text{if } \psi \text{ does not contain } x
 \end{array}$$