

Deterministic 3-Coloring of Trees in the Sublinear MPC model

Rustam Latypov
Aalto University
rustam.latypov@aalto.fi

Jara Uitto
Aalto University
jara.uitto@aalto.fi

Abstract

We present deterministic $O(\log^2 \log n)$ time sublinear Massively Parallel Computation (MPC) algorithms for 3-coloring, maximal independent set and maximal matching in trees with n nodes. In accordance with the sublinear MPC regime, our algorithms run on machines that have memory as little as $O(n^\delta)$ for any arbitrary constant $0 < \delta < 1$. Furthermore, our algorithms use only $O(n)$ global memory. Our main result is the 3-coloring algorithm, which contrasts the probabilistic 4-coloring algorithm of Ghaffari, Grunau and Jin [DISC'20]. The maximal independent set and maximal matching algorithms follow in $O(1)$ time after obtaining the coloring. The key ingredient of our 3-coloring algorithm is an $O(\log^2 \log n)$ time MPC implementation of a variant of the rake-and-compress tree decomposition used by Chang and Pettie [FOCS'17], which is closely related to the H -partition by Barenboim and Elkin [PODC'08]. When restricting to trees of constant maximum degree, we bring the runtime down to $O(\log \log n)$.

1 Introduction

When confronted with massive data sets that dwarf the memory capacity of any single machine, the need has arisen for robust distributed systems, where multiple machines coordinate in a decentralized fashion to efficiently process data in parallel. In the field of distributed algorithms, we study mathematical abstractions of distributed systems and the ultimate goal is to characterize the computational power of such systems. One of the earliest such abstractions was the LOCAL model by Linial [Lin87]. In the last few decades, many other models have arisen such as BSP [Val90], CONGEST [Pel00], CONGESTED CLIQUE [LPSP05, DLP12, Len13] and MPC [KSV10, GSZ11, BKS14, ANOY14, BKS17, CLM⁺18].

Despite of its young nature, the Massively Parallel Computation (MPC) model already serves as the basis for the systematic study of massively parallel algorithms. It constitutes a common abstraction of several popular large-scale computation frameworks such as Dryad [IBY⁺07], MapReduce [DG08], Spark [ZCF⁺10], and Hadoop [Whi12]. The sublinear variant of the MPC model is of particularly interest, since it successfully captures the communication capabilities and the memory limitations of the real world.

1.1 Sublinear MPC Model for Graph Problems

The input is a graph $G = (V, E)$, with $n = |V|$ nodes and $m = |E|$ edges, of size $\hat{N} = \tilde{O}(n+m)$. The hidden polylogarithmic factor in \hat{N} corresponds to the unique identifiers of nodes of size at most $O(\log n)$ bits. Instead of counting bits, it is simpler to count words of size at most $O(\log n)$ bits and hence $\hat{N} = O(n+m)$ words. The input is distributed across M machines with *local memory* of $S = O(n^\delta)$ words, for any arbitrary constant $0 < \delta < 1$, such that S is considerably smaller than \hat{N} . The summation of all local memory use across all machines is called the *global memory*. We assume that the initial distribution of edges across the machines is balanced and that all edges incident to any node fit into the memory of a single machine. The latter assumption can be lifted by using the workaround by Brandt et al. [BFU19].

Since it is more convenient to argue about algorithms from the point of view of a single node, we would like to assume that each machine corresponds to exactly one node and all of its edges. However, when \hat{N} is sufficiently large, we may not have enough physical machines. Nevertheless, since each machine can simulate a number of virtual machines, each (virtual) machine can be thought of having S words of local memory and initially correspond to exactly one node and all of its edges.

Each MPC round consists of local computation in all machines in parallel, followed by global all-to-all communication between the machines (see more details in, e.g., [BFU18]). The total size of sent and received messages of a machine in every communication phase is not allowed to exceed its local memory capacity S . The system as a whole is fault-free, meaning that machines do not crash and messages are not lost, delayed or corrupted during the execution. The time complexity is the number of rounds it takes to solve the problem. The objective is to solve various graph problems in the fewest possible number of rounds, while also minimizing local and global memory use, such that upon termination, each node knows its own part of the solution.

1.2 Preliminaries and Notations

We work under the assumption that the input is an undirected, finite, simple graph $G = (V, E)$ with $n = |V|$ nodes and $m = |E|$ edges such that $E \subseteq [V]^2$ and $V \cap E = \emptyset$. In particular, we assume that G is a graph with arboricity $\alpha = 1$, i.e., a tree with n nodes and $m = n - 1$ edges. The arboricity α of a graph is the minimum number of forests into which its edges can be partitioned. Let $\deg(v)$ denote the degree of a node v and let Δ denote the maximum degree of a graph. Let $d(v, u)$ denote the minimum number of edges in a path connecting v and u . For each node v and for every radius $k \in \mathbb{N}$, we define the k -hop neighborhood of v as $N^k(v) = \{u \in V : d(v, u) \leq k\}$. The topology of a neighborhood $N^k(v)$ of v is the subgraph of G induced by the node set $N^k(v)$. Neighborhood topology knowledge is often referred to as vision, e.g., node v sees $N^k(v)$.

In the MPC model, due to global communication, it is possible to collect neighborhoods exponentially faster than in the LOCAL model using a by-now standard technique called *graph exponentiation*. The idea of graph exponentiation was first mentioned under the CONGESTED CLIQUE model by Lenzen and Wattenhofer [LW10].

Lemma 1.1. *With $O(n)$ machines, disregarding local and global memory constraints, all nodes v in graph G can learn $N^{2^k}(v)$ in at most k MPC rounds through graph exponentiation.*

Proof. Assign a single machine M_v to each node $v \in G$. Let $N^k(v)$ denote the k -hop neighborhood of v at the beginning of the k th MPC round and let M_v store $N^k(v)$ in its memory. Since initially, the machine assigned to v knows all edges incident to v , it stores $N^1(v)$ in round $k = 0$. In rounds

$k = 1, \dots, k'$: each node v broadcasts its current neighborhood $N^k(v)$ to all nodes $u \in N^k(v)$, effectively doubling its vision to $2k$. By induction over k , each node v sees $N^{2^{k'}}(v)$ at the end of the k' th MPC round. Figure 1 illustrates v learning from nodes u at distance 2^{k-1} in round k . \square

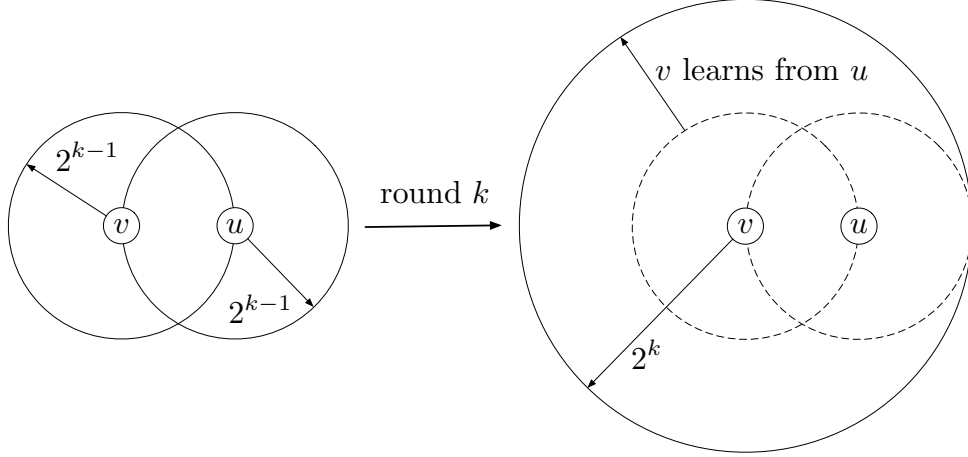


Figure 1: An illustration of node v learning from nodes u through graph exponentiation.

For the purpose of the coloring stage, we introduce a modified version of the general graph exponentiation called *directed graph exponentiation*. As opposed to general graph exponentiation, it assumes a (partially) oriented graph where nodes only keep track of outward oriented edges. As a result, a neighborhood $N^k(v)$ of any node v consists of nodes inducing a tree rooted at v with all edges oriented away from v . A neighborhood obtained using directed graph exponentiation is referred to as a *directed neighborhood*. Directed exponentiation is slower than general exponentiation by a constant factor: in order for nodes to obtain the directed neighborhoods of all nodes in their directed neighborhood, they have request and collect it, as opposed to automatically receiving it.

Fast neighborhood collection using graph exponentiation can be used to speed up LOCAL algorithms due to a well known equivalence of time complexity and neighborhood topology introduced in Theorem 1.2 and proven by, e.g., Kuhn et al. [KMW16].

Theorem 1.2. *There is a one-to-one correspondence between the time complexity of distributed algorithms in the LOCAL model and the graph theoretic notion of neighborhood topology. Knowing the t -hop neighborhood enables the instant simulation of any t time LOCAL algorithm.*

1.3 Coloring, MIS and Matching

A k -coloring of a graph $G = (V, E)$ is a special case of graph labeling such that each node $v \in G$ is assigned a color $c(v)$ such that $c : V \rightarrow \{1, 2, \dots, k\}$ for some k . A proper k -coloring is such that $c(v) \neq c(u)$ for all adjacent nodes $v, u \in V$. A maximal independent set (MIS) is a subset of nodes $I \subseteq V$ that satisfies the following properties: for each node $v \in I$, none of its neighbors are in I ; for each node $v \notin I$, at least one of its neighbors is in I . A matching is a subset of edges $M \subseteq E$ such that each node has at most one incident edge in M . A matching is maximal if it is not a proper subset of another feasible matching.

1.4 Related Work

Fundamental graph problems such as coloring, MIS, maximal matching, minimum matching and minimum vertex cover have enjoyed a lot of attention in recent years in the sublinear MPC regime. For general graphs with maximum degree Δ , Ghaffari and Uitto [GU19] gave $\tilde{O}(\sqrt{\log \Delta})$ time algorithms for MIS, maximal matching, $(1 + \varepsilon)$ -approximation of maximum matching, and 2-approximation of minimum vertex cover, which remain the best known. Ghaffari et al. [GKU19] also gave $\Omega(\log \log n)$ conditional lower bounds for any constant approximation of maximum matching, which also applies to any constant approximation of vertex cover or for computing a maximal independent set. For maximal matching, the lower bound holds even on trees.

Only when considering special graph families, namely trees and other sparse graphs bounded by arboricity α , the bound of $\tilde{O}(\sqrt{\log \Delta})$ has been outperformed. Behnezhad et al. [BBD⁺19] gave MIS and maximal matching algorithms such that they first reduce problems in graphs with arboricity α to corresponding problems in graphs with maximum degree $\text{poly}(\alpha, \log n)$, and then by invoking the aforementioned algorithm of Ghaffari and Uitto [GU19], they arrive at MIS and maximal matching algorithms with time complexity $O(\sqrt{\log \alpha} \cdot \log \log \alpha + \log^2 \log n)$. Finally, a recent paper from Ghaffari et al. [GGJ20] presents, to the best of our knowledge, the current state-of-the-art time complexities of $O(\sqrt{\log \alpha} \cdot \log \log \alpha + \log \log n)$ for MIS and maximal matching. As a second contribution, they provide an $O(\log \log n)$ time probabilistic algorithm for 4-coloring trees.

1.5 Our Contributions

Our main contribution is stated in Theorem 2.1, which contrasts the probabilistic 4-coloring algorithm of Ghaffari et al. [GGJ20]. We present a deterministic $O(\log^2 \log n)$ time algorithm for 3-coloring unbounded degree trees with n nodes. Note that the $\Omega(\log \log n)$ conditional hardness results by Ghaffari et al. [GKU19] imply that our algorithm is only a $\log \log n$ factor away from the optimal. As a subroutine for our algorithm, we construct an H -partition covered by Barenboim et al. [BE08, BE13]. Our partition is a node partition $\{H_1, H_2, \dots, H_L\}$, where $L = O(\log^2 \log n \cdot \log n)$, such that each node $v \in H_i$, has at most 2 neighbors in subgraph $\bigcup_{j \leq l} H_j$, $i \leq j \leq l$. The H -partition can also be thought of as a simplified version of the LOCAL rake-and-compress decomposition of Chang et al. [CP17]. We consider our partitioning in and of itself an important contribution, since it is a $O(\log^2 \log n)$ time MPC implementation and has the potential of being a useful subroutine in future sublinear algorithms. For unbounded degree trees, our secondary contributions are $O(\log^2 \log n)$ MIS and matching algorithms stated in Theorems 2.20 and 2.21, respectively, which follow in $O(1)$ time after obtaining an H -partition and a 3-coloring.

In addition, in Theorems 3.1, 3.4, 3.5, we present similar 3-coloring, MIS and matching deterministic algorithms for trees with constant maximum degree. When imposing this restriction, the setting becomes more simple, and we bring the runtime down to $O(\log \log n)$.

2 Unbounded Degree Algorithm

We give an $O(\log^2 \log n)$ time deterministic sublinear MPC algorithm for 3-coloring unbounded degree trees, stated formally in Theorem 2.1. Our algorithm consists of a partitioning stage and a coloring stage. In the partitioning stage we compute an H -partition (to be defined shortly) of the input graph. In the coloring stage we compute a 3-coloring by utilizing Linial's $O(\Delta^2)$ -coloring algorithm [Lin87] and an orientation based on the H -partition.

Even though our results apply to trees, as we will soon notice, an input graph may shatter into a

forest during both stages. This however is not a problem, since all arguments are local and apply to trees and forests alike. Note that this implies that the input graph could as well have been a forest. Nevertheless, we formulate our result in terms of trees to be in line with literature.

Theorem 2.1. *Unbounded degree trees can be 3-colored deterministically in $O(\log^2 \log n)$ time using $O(n)$ words of global memory in the sublinear MPC model.*

Proof. Follows from Theorems 2.13 and 2.19. □

Definition 2.2 (*H-Partition*). *An H-partition of graph $G = (V, E)$ with out-degree d is a node-partition $\{H_1, H_2, \dots, H_L\}$, such that each node $v \in H_i$, has at most d neighbors in subgraph $\bigcup_{j=i}^L H_j$, $i \leq L$. Parameter L is called the size of the H-partition and i is called the layer index (or simply layer) of v .*

Definition 2.3 (*Greedy H-Partition*). *A greedy H-partition is a subclass of H-partitions that is constructed by consecutively applying peeling steps. One peeling step consists of placing all nodes of degree at most d into the current lowest layer and then removing said layer.*

We restrict our attention to H-partitions with out-degree 2. An H-partition by Definition 2.2 is not unique for its underlying graph, since nodes can easily be located in a higher layer than necessary. This can result in $L \leq n$, which is not something useful. Definition 2.3 characterizes a subclass of H-partitions called greedy, which are unique for their underlying graphs, since they are constructed by a deterministic greedy algorithm. In addition to uniqueness, a greedy H-partition has other desirable properties, in particular its small size, presented in Lemma 2.4.

Lemma 2.4. *An H-partition of trees with out-degree 2 satisfies the following properties.*

1. *For all $1 \leq i \leq L$, if we remove all nodes in layer i from the set of nodes in layers $\geq i$, then the number of nodes drops by a factor of at least 2, i.e.,*

$$\left| \bigcup_{j=i+1}^L H_j \right| \leq 1/2 \cdot \left| \bigcup_{j=i}^L H_j \right|.$$

2. *There are at most $L = \log n$ layers.*

Proof. Since all nodes of degree at most 2 are placed in each layer, Part 1 follows directly from Claim 2.5. Part 2 follows directly from Part 1, since the number of nodes decreases with each layer by a constant fraction. □

Claim 2.5. *In trees, each node of degree at least 3 corresponds to at least one leaf node.*

Proof. Consider rooting the tree such that it has depth d . Let us iterate through all depths and match all nodes of degree at least 3 with one leaf node. We omit depth d , since there are no nodes of degree at least 3 at depth d . Consider any node v at depth $d - 1$ of degree at least 3. Since it has at least two children and hence at least two descendant leaf nodes, it can match with one of them, and leave the other one be. This argument can be applied for each depth until all nodes of degree at least 3 are matched with one of their descendant leaf nodes. □

2.1 Partitioning Stage

As mentioned previously, our algorithm consists of the partitioning stage and the coloring stage. In the following, we present the partitioning stage in full formality.

2.1.1 Partitioning Stage Description

We compute an H -partition of the input graph. The partitioning stage consists of peeling, exponentiation and local simulation. During the algorithm, when node v removes itself from the graph, it simply means that v has computed its *current layer*, from which it can always infer its *final layer*. When node v removes itself from the graph, it also disables all incident edges. When all nodes have removed themselves, the partitioning stage terminates. We assume that all nodes know the total number of nodes n before the algorithm starts.

Definition 2.6 (Current layer). *The layer index of the greedy H -partition of the current graph with all previously removed nodes and disabled edges ommitted.*

Definition 2.7 (Final layer). *The layer index of the H -partition of the input graph.*

Initial peeling: Perform $2 \log \log n$ peeling steps.

Phase $i = 1, 2, \dots, \log \log n + O(1)$:

- Set $B_i \leftarrow \min(n^\delta, \log^{2^i} n)$.
 - **Exponentiation:** All nodes perform $r = \log \log n$ exponentiation steps, or as many as possible as long as the size of the resulting neighborhood is $< B_i$.
 - **Local simulation:** Let 2^k be the radius of the neighborhood of node v , such that $k \leq r$. Node v simulates 2^k peeling steps $\log \log n + 1$ times. During each simulation:
 - If v has computed its current layer, v first informs the nodes in its neighborhood of their layers and then removes itself from the graph.
 - If v has not computed its current layer and some node(s) inform v of its layer, v accepts the assigned layer and removes itself from the graph. If no node has informed v of its layer, v does nothing.
 - **Final peeling:** Perform two peeling steps.
 - All nodes wipe their memory.
-

Initial/Final peeling. One peeling step consist of all nodes of degree at most 2 removing themselves from the graph (the intuition being that we peel off the lowest layer of the partition of the current graph). Initial peeling ensures that there is enough global memory for the first phase. Final peeling will play a crucial role in the analysis: the first peeling step ensures that root v of subtree $T_i(v)$ removes itself in Lemma 2.9, and the second peeling step ensures that nodes in set Y remove themselves in Lemma 2.11.

Exponentiation. During graph exponentiation, the radii of neighborhoods increases by a factor of at most 2 per step (if memory does not run out). In particular, disregarding any budget constraints, after k steps of exponentiation, node v sees $N^{2^k}(v)$.

Local simulation. The construction of the H -partition from Definition 2.3 is of local nature, since it only consists of consecutive peeling steps. It can be implemented in the LOCAL model such that if node v has at most two neighbors, v informs them that it belongs to the current lowest layer and removes itself from the graph. Hence, k rounds are needed for node v to compute if it belongs to layer at most k . By the simulation argument, if node v knows the topology of $N^{2^k}(v)$, it can simulate 2^k peeling steps locally and conclude if it belongs to layer at most 2^k . In addition to computing its own layer, v can also compute if $u \in N^{2^k}(v)$ belongs to layer at most $x \leq 2^k$, if $N^x(u) \subset N^{2^k}(v)$.

Note that the previous simulation arguments hold both for nodes which *did not* run out of local memory as well as for nodes which *did* run out of local memory during exponentiation, i.e., got stuck.

Node v can gather the topology of its learned neighborhood $N^{2^k}(v)$ in two communication rounds by first requesting and then collecting information. The topology of $N^{2^k}(v)$ always fits into memory, since $|N^{2^k}(v)| \leq B_i$ and in trees, the number of edges is bounded by the number of nodes. Node v can simulate 2^k peeling steps locally; if, as a result of the simulation, the layer of v is

$\leq 2^k$: node v knows its exact layer after performing local simulation and can remove itself. Before removing itself however, node v informs nodes in $N^{2^k}(v)$ of their layers.

$> 2^k$: node v does not know its layer after performing local simulation. If some other node(s) u informs v of its layer, v accepts the assigned layer and removes itself. Note that multiple nodes can inform v of its layer. However, since all nodes simulate the same algorithm, they will inform the same layer.

Correctness. Informing neighborhood nodes of their layers is done in order to maintain the correctness of the H -partition. Consider node v that has simulated 2^k peeling steps and knows its own layer. If all nodes in $N^{2^k}(v)$ place themselves in the layers simulated by v , the H -partition with regards to these nodes and v will be correct.

Consider node u such that u knows the topology of $N^x(u)$ with radius x and fails to compute its layer after performing local simulation. Also consider node v that knows the topology of $N^y(v)$ with radius y and succeeds in computing its layer after performing local simulation. If v informs u of its layer, it must be that $u \in N^y(v)$. Because v knows the layer of u and u does not, it must be that $N^x(u) \subset N^y(v)$, since v and u both simulate the same algorithm. Therefore, if u accepts the assigned layer from v , the H -partition with regards to u and all other nodes in $N^x(u)$ will be correct.

Computing the final layer. In the algorithm description, we make the distinction between the current and the final layer. The final layer can be inferred using the current layer as follows. During each simulation, we remove $2^r = \log n$ layers, even if they are empty from the point of view of some nodes. This is done to keep nodes, which got stuck, in sync with the ones which did not. Observe that each time a node is removed from the graph, the whole layer containing this node is removed. Also, each time a layer is removed, all lower layers are removed at the same time or earlier. Hence, by knowing the the current layer and the number of removed layers so far, a node can infer its final layer. Since the number of removed layers is uniquely defined by i and r , we implicitly assume that nodes keep track of i and r and can infer their final layer.

Type of H -partition. If no nodes get stuck during the algorithm, a greedy H -partition of the whole input graph is obtained. If some nodes get stuck, we only obtain a regular H -partition.

However, we can show that locally, in certain subtrees, a greedy H -partition is always obtained. Regardless of whether or not nodes get stuck, the runtime analysis of the following subsection holds.

2.1.2 Partitioning Stage Analysis

In the partitioning stage, parameter B_i denotes the memory budget per node, i.e., an upper bound on the number of edges that fit into the memory of v in phase i such that we do not violate the local memory constraint nor linear global memory. The partitioning stage consists of initial peeling and phases, and the high level idea behind them is as follows.

- **Initial peeling:** After $2 \log \log n$ peeling steps, the global memory budget per node becomes $\log^2 n$, which is enough for the first phase.
- **Phases:** We remove at least B_i sized subtrees in each phase i until the graph is empty.

In the following analysis, let us imagine the graph as a balanced rooted tree with all edges oriented towards some root. This ensures that each node has only one parent and a subtree $T_i(v)$ rooted at v during phase i is well defined. We emphasize that this orientation is used only for the analysis and we do not actually oriented any edges during the partitioning stage.

During the partitioning stage, the tree may shatter into a forest. In the following arguments we only address trees, but clearly everything also works in a forest. Let T_i be a single connected component of what is left of the input graph T in phase i and let $n_i = |T_i|$. We further present a number of lemmas in order to justify the runtime.

Lemma 2.8. *Consider $T_i(v)$ such that $|T_i(v)| \leq B_i$. Nodes u in $T_i(v)$ with distance at least 2^k from v do not get stuck up to exponentiation step k .*

Proof. Let k be some arbitrary non-negative integer and consider any node u in $T_i(v)$ with distance at least 2^k from v as illustrated in Figure 2. The radii of neighborhoods of nodes in T_i increase by a factor of at most 2 per step. Hence, after exponentiation step k , all nodes contained in $N^{2^k}(u)$ are actually also contained in $T_i(v)$. Since $|T_i(v)| \leq B_i$, the claim follows. \square

Lemma 2.9. *If $|T_i(v)| \leq B_i$, $T_i(v)$ gets removed during phase i .*

Proof. Let us first focus on subtrees $T_i(u)$ rooted at nodes u with distance $2^r = \log n$ from v in $T_i(v)$ as illustrated in Figure 2. If there are no such nodes, we can omit the current paragraph. Since $|T_i(v)| \leq B_i$, it holds trivially that $|T_i(u)| \leq B_i$. Also, according to Lemma 2.8, nodes in $T_i(u)$ do not run out of memory during exponentiation and they see their $2^r = \log n$ -hop neighborhood. This ensures a greedy H -partitioning within each $T_i(u)$ and we can apply Lemma 2.4. In particular, the fact that there are at most $\log n$ layers within $T_i(u)$. In fact, there are at most $\log n$ layers in total within all subtrees $T_i(u)$, since they are disjoint. Since the neighborhood radius of nodes in $T_i(u)$ is $\log n$ and there are at most $\log n$ layers, we conclude that all $T_i(u)$ are removed in one simulation.

After the first simulation, we are possibly left with some nodes in $T_i(v)$ that were not in any $T_i(u)$. Since we have no guarantee on the topology of T_i outside $T_i(v)$, this may happen if, during exponentiation, these nodes get stuck. Since $r = \log \log n$, what is left of $T_i(v)$ has depth at most $\log n$. What is left of $T_i(v)$ is removed: after $\log \log n$ local simulations, $T_i(v)$ should be empty, since by Claim 2.10 the depth of $T_i(v)$ decreases from $\log n$ by a factor of $4/3$ with each simulation. If

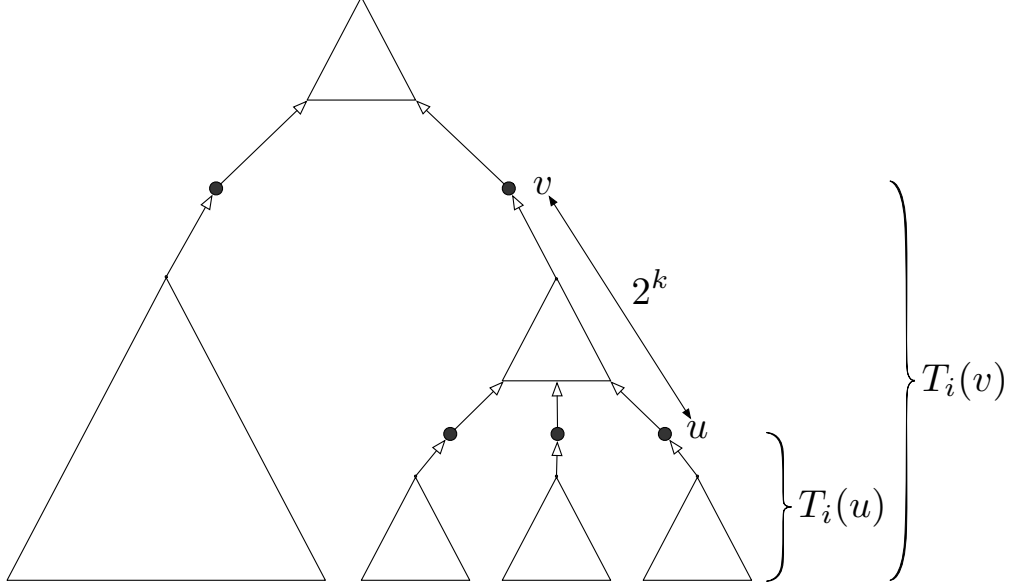


Figure 2: Subtree $T_i(v)$ rooted at node v containing subtrees $T_i(u)$ rooted at nodes u .

the root v of $T_i(v)$ is still present after the aforementioned local simulations, v removes itself in the first peeling step of the final peeling, since $\deg(v) = 1$. \square

Claim 2.10. *Let $d \leq \log n$ denote the depth of what is left of $T_i(v)$. Nodes in $T_i(v)$ with distance at least $3d/4$ from v remove themselves during each following simulation.*

Proof. Let $d' := \max_k \{2^k : 2^k \leq d\}$. Since $d \leq \log n$ and $|T_i(v)| \leq B_i$, nodes w with distance at least $d - d'/2$ from v see $T_i(w)$. Hence, each node w is successful in removing itself in one round. Since $d' > d/2$, it holds that $d - d'/2 < 3d/4$ and the claim follows. \square

Lemma 2.11. *At the beginning of any arbitrary phase $i \geq 2$, the number of nodes in the graph is at most $n_i \leq n_{i-1}/B_{i-1}$.*

Proof. Let us identify all nodes w that have a subtree $T_i(w)$ rooted at them such that $|T_i(w)| \leq B_i$, and all parents u of nodes w that have a subtree $T_i(u)$ rooted at them such that $|T_i(u)| > B_i$. Let us color all nodes w blue and all parent nodes u black. Let us further identify the following nodes and denote

$$X = \{v \in T_i : v \text{ is not blue and } \deg(v) \geq 3\} \quad \text{and} \quad x = |X|.$$

By Lemma 2.9, all subtrees of size $\leq B_i$ are removed during phase i , i.e., all blue nodes are removed during phase i . It is straightforward to realize that after all blue nodes are removed, all leaf nodes are black. After all blue nodes are removed, all nodes of degree < 3 remove themselves during the second peeling step of the final peeling, and there are at most x nodes left in T_i .

By Claim 2.5, each node in X corresponds to at least one leaf node, and hence to at least one black leaf node. Recall that all black nodes correspond to a subtree of size $> B_i$ in T_i . Since all black

leaf nodes are removed during the second peeling step of the final peeling, at least xB_i nodes are removed during phase i and the following inequality must hold

$$xB_i \leq n_i \Leftrightarrow x \leq \frac{n_i}{B_i} \Leftrightarrow n_{i+1} \leq \frac{n_i}{B_i},$$

proving the claim. \square

Lemma 2.12. *The partitioning stage terminates in at most $\log \log n + O(1)$ phases.*

Proof. Recall that in the beginning of each phase i , we set $B_i \leftarrow \min(n^\delta, \log^{2^i} n)$. We can assume that $n^\delta > \log^2 n$ and that the memory budget is $B_1 = \log^2 n$ in the first phase. In some phase $k < \log \log n$ it holds that $\log^{2^k} n > n^\delta$, since $\log^{\log n} n > n^{\omega(1)}$. Hence, it holds that $B_i = n^\delta$ for all following phases $i > k$.

Since there are at most n nodes left in the graph after k phases, by Lemma 2.11, there are at most $n/n^{j\delta}$ nodes left after j additional phases. Since δ is a constant, clearly $j = O(1)$ and the claim follows. \square

Theorem 2.13. *Unbounded degree trees can be H -partitioned deterministically into $O(\log^2 \log n \cdot \log n)$ layers in $O(\log^2 \log n)$ time using $O(n)$ words of global memory in the sublinear MPC model.*

Proof. During each local simulation, $2^r = \log n$ layers are removed. Since $\log \log n + 1$ local simulations are performed during each phase and, by Lemma 2.12, there are at most $\log \log n + O(1)$ phases, it follows that the resulting H -partition has $O(\log^2 \log n \cdot \log n)$ layers.

Observe that each phase of the partitioning stage consists of $\log \log n$ exponentiation steps, $\log \log n + 1$ local simulations, two peeling steps and memory cleanup. By Lemma 2.12 there are at most $\log \log n + O(1)$ phases, and hence the runtime is $O(\log^2 \log n)$.

Now for the memory analysis. The partitioning stage never violates $O(n^\delta)$ local memory, since by design, $B_i \leq n^\delta$ holds for all phases i . It is left to argue about linear global memory. The initial peeling consists of $2 \log \log n$ peeling steps, which by themselves do not require memory usage. By Lemma 2.4, at most $n/2^{2 \log \log n} = n/\log^2 n$ nodes are left after $2 \log \log n$ initial peeling steps. Hence, the global memory budget per node is $\log^2 n$ after initial peeling and in phase $i = 1$. Note that since all nodes wipe their memory at the end of each phase, memory usage can be analyzed for each phase separately. Recall that by Lemma 2.11, it holds that $n_{i+1} \leq n_i/B_i$. Hence, $n_k \leq n/\log^{2^k} n$ and $B_i = \log^{2^k} n$ hold up to the smallest phase $k < \log \log n$ such that $\log^{2^k} n > n^\delta$. Such k always exists, since $\log^{\log n} n > n^{\omega(1)}$. Hence, it holds that $B_i = n^\delta$ for all following phases $i > k$ and we conclude that $n_i B_i \leq n$ in all phases. \square

2.2 Coloring Stage

After obtaining an H -partitioning in the previous stage, we can proceed with coloring the graph. In the following, we present the coloring stage in full formality.

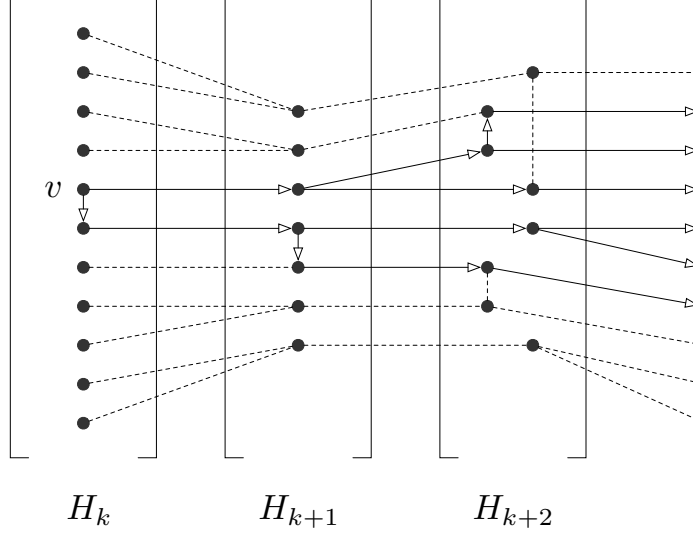


Figure 3: An example of three layers after the preprocessing steps with the dependency tree of node v emphasized with solid edges.

2.2.1 Coloring Stage Description

We perform two preprocessing steps. Firstly, we color all layers H_1, \dots, H_L separately in parallel in $O(\log^* n)$ time by simulating Linial's $O(\Delta^2)$ -coloring algorithm [Lin87]. Recall that Δ denotes the maximum degree of a graph. By Definition 2.2, each node $v \in H_i$ has at most two neighbors in layers H_j , $j \geq i$. Therefore, $\Delta \leq 2$ within each layer and simulating Linial's algorithm results in a $O(1)$ -coloring within each layer. Since we have a proper constant coloring within each layer, we can perform the following. In each round, all nodes with the highest color among neighbors in the same layer recolor themselves with the smallest color such that a proper coloring is preserved within each layer. Clearly, one color is eliminated in each round and since $\Delta \leq 2$ within each layer, we achieve a 3-coloring within all layers in a constant number of rounds. We can think of the first preprocessing step as coloring each node with its temporary color, and then later recoloring each node with its final color.

Secondly, we partially orient the graph and call this orientation the *dependency orientation*. Note that this time we actually orient the edges, as opposed to the rooted orientation of the analysis in the partitioning stage. Each node $v \in H_i$ with a neighbor in H_j , $j > i$ directs outwards all incident edges with neighbors in H_j , $j \geq i$. In the conflict scenario where adjacent nodes $v, u \in H_i$ both have a neighbor in H_j , $j > i$, the higher ID node has the advantage. Note that node v cannot be adjacent to two nodes like u , since this would contradict the fact that v has at least one neighbor in H_j , $j > i$. We say that v depends on neighbors u and w if their incident edges are directed outwards from v . We refer to all nodes that v recursively depends on as the *dependency tree* rooted at v , illustrated in Figure 3.

Observation 2.14. *A few easily verifiable properties of a dependency tree.*

- A dependency tree is either a complete or a non-complete binary tree.
- A dependency tree occupying x consecutive layers is of depth at most $2x$.
- A dependency tree occupying x consecutive layers is of size at most 2^{x+1} .

Nodes with no dependency trees require not further attention, since their temporary colors are also their final colors. Since the first preprocessing step guarantees proper colorings within each layer, color conflicts can only occur along the layer boundaries. It is straightforward to realize that any node v with a dependency tree can be recolored with its final color by bottom-up recoloring its dependency tree one depth at a time. Observe that node v can contract a dependency (edge) by storing the final color of the node that v depends on; this will be an important component of the analysis. Also, observe that since there are $L = O(\log^2 \log n \cdot \log n) = o(\log^2 n)$ layers in the H -partition, each dependency tree is of depth at most $2L \leq \log^2 n$.

The structure of the coloring stage is similar to the partitioning stage. It consist of freezing layers, exponentiation, local simulation, directed exponentiation and sequential layer recoloring. During the algorithm, nodes are either frozen, active or inactive. Frozen nodes are labeled separately and do nothing unless explicitly stated. Active nodes are such that their depend on exactly two other active nodes. Active nodes turn inactive either when they have computed their final color or they have contracted one dependency. When all active nodes have turned inactive, the last phase terminates. We assume that all nodes know the total number of nodes n before the algorithm starts.

Frozen nodes: Freeze $2 \log \log n$ lowest layers.

Phase $i = 1, 2, \dots, 2 \log \log n + O(1)$:

- In all odd phases, set $B_i \leftarrow \min(n^\delta, \log^{2^i} n)$.
- **Exponentiation:** All active nodes perform $r = 2 \log \log n$ exponentiation steps, or as many as possible as long as the size of the resulting neighborhood is $< B_i$.
- **Local simulation:** All active nodes try to recolor themselves by simulating the bottom-up recoloring of their dependency trees $\log \log n + 3$ times.
- All nodes wipe their memory.

Path dependencies: All inactive nodes with exactly one dependency perform $r = 2 \log \log n$ directed exponentiation steps and then recolor themselves.

Frozen nodes: Sequentially recolor all frozen $2 \log \log n$ layers.

2.2.2 Coloring Stage Analysis

Parameter B_i is defined as in the partitioning stage. The coloring stage consists of handling frozen nodes, phases and path dependencies; the high level idea is as follows.

- **Frozen nodes:** After freezing $2 \log \log n$ lowest layers, the global memory budget per node becomes $\log^2 n$, which is enough for the first phase. After the rest of the graph is recolored, these frozen layers, or more precisely the underlying dependency trees, are sequentially recolored.
- **Phases:** We remove at least B_i sized subtrees in each phase i until the graph is empty.
- **Path dependencies:** All inactive nodes still with a temporary color have exactly one dependency, forming path dependencies in the graph. After $2 \log \log n$ directed exponentiation steps, all nodes with path dependencies can recolor themselves.

Similarly to the partitioning stage, let us imagine the graph as a balanced rooted tree with all edges oriented towards some root. This ensures that each node has only one parent and a subtree $T_i(v)$

rooted at v during phase i is well defined. We emphasize that this orientation is used only for the analysis and is not related to the dependency orientation established previously.

During the coloring stage, the tree may shatter into a forest. In the following arguments we only address trees, but clearly everything also works in a forest. Let T_i be a single connected component of what is left of the input graph T in phase i and let $n_i = |T_i|$. We further present a number of lemmas in order to justify the runtime.

Lemma 2.15. *If $|T_i(v)| \leq B_i$, $T_i(v)$ gets removed during phase i .*

Proof. Similarly to the proof of Lemma 2.9, let us first focus on subtrees $T_i(u)$ rooted at nodes u with distance at least $2^r = \log^2 n$ from v in $T_i(v)$. If there are no such nodes, we can omit the current paragraph. Since $|T_i(v)| \leq B_i$, it holds trivially that $|T_i(u)| \leq B_i$. Also, according to Lemma 2.8, nodes in $T_i(u)$ do not run out of memory during exponentiation and they see their $2^r = \log^2 n$ -hop neighborhood. Since each dependency tree is of depth at most $\log^2 n$, each node u sees its whole dependency tree and can recolor itself in one simulation round.

After the first simulation, we are possibly left with some nodes in $T_i(v)$ that were not in any $T_i(u)$. Since we have no guarantee on the topology of T_i outside $T_i(v)$, this may happen if, during exponentiation, these nodes get stuck. Since $r = 2 \log \log n$, what is left of $T_i(v)$ has depth at most $\log^2 n$. What is left of $T_i(v)$ is removed: after $\log \log n$ local simulations, $T_i(v)$ should be empty, since by Claim 2.16 the depth of $T_i(v)$ decreases from $\log^2 n$ by a factor of $4/3$ with each simulation. If the root v of $T_i(v)$ is still present after the aforementioned local simulations, v turns inactive since it has at most one dependency. \square

Claim 2.16. *Let $d \leq \log^2 n$ denote the depth of what is left of $T_i(v)$. Nodes in $T_i(v)$ with distance at least $3d/4$ from v remove themselves during each following simulation.*

Proof. Let $d' := \max_k \{2^k : 2^k \leq d\}$. Since $d \leq \log^2 n$ and $|T_i(v)| \leq B$, nodes w with distance at least $d - d'/2$ from v see $T_i(w)$. If node w has any dependencies in $T_i(w)$, it can contract them, since all leaf nodes in $T_i(w)$ are either already recolored or have exactly one dependency which is in $T_i(w)$. Hence, if w depends on its parent node, it is left with one dependency; and if both dependencies of w lie in $T_i(w)$, w can recolor itself. Either way, w removes itself. Since $d' > d/2$, it holds that $d - d'/2 < 3d/4$ and the claim follows. \square

Lemma 2.17. *At the beginning of any arbitrary odd phase $i \geq 3$, the number of nodes in the graph is at most $n_i \leq n_{i-2}/B_{i-2}$.*

Proof. Let us identify all nodes w that have a subtree $T_i(w)$ rooted at them such that $|T_i(w)| \leq B_i$, and all parents u of nodes w that have a subtree $T_i(u)$ rooted at them such that $|T_i(u)| > B_i$. Let us color all nodes w blue and all parent nodes u black. We emphasize that the colorings of this proof are labels for the analysis, and they do not correspond to the actual colorings of the nodes. Let us further identify the following nodes and denote

$$\begin{aligned} X &= \{v \in T_i : v \text{ is not blue and } \deg(v) \geq 3\} \quad \text{and} \quad x = |X| \\ Y &= \{v \in T_i : v \text{ is not blue and } \deg(v) = 2\} \quad \text{and} \quad y = |Y|. \end{aligned}$$

By Lemma 2.15, all subtrees of size $\leq B_i$ are removed during phase i , i.e., all blue nodes are removed during phase i . It is straightforward to realize that after all blue nodes are removed, all leaf nodes

are black. Observe that non-blue paths of size > 1 cannot exist in T_i , since all but one node would have at most one dependency and turn inactive. Hence, $y \leq x$ if we disregard the nodes in Y that neighbor leaf nodes. After all blue nodes are removed, during both last two simulations, all nodes of degree 1 turn inactive, and there are at most $2x$ nodes left in T_i .

By Claim 2.5, each node in X corresponds to at least one leaf node, and hence to at least one black leaf node. Recall that all black nodes correspond to a subtree of size $> B_i$ in T_i . Since all black leaf nodes are removed during the second last simulation, at least $x B_i$ nodes are removed during phase i and the following inequality must hold

$$x B_i \leq n_i \Leftrightarrow x \leq \frac{n_i}{B_i} \Leftrightarrow 2x \leq \frac{n_i}{B_i/2} \Leftrightarrow n_{i+1} \leq \frac{n_i}{B_i/2}.$$

Clearly, this implies $n_{i+2} \leq n_i/B_i$, proving the claim. \square

Lemma 2.18. *The coloring stage contains at most $2 \log \log n + O(1)$ phases.*

Proof. Recall that in the beginning of each odd phase i , we set $B_i \leftarrow \min(n^\delta, \log^{2^i} n)$. We can assume that $n^\delta > \log^2 n$ and that the memory budget is $B_1 = \log^2 n$ in the first phase. In some odd phase $2k + 1 < 2 \log \log n$ it holds that $\log^{2^k} n > n^\delta$, since $\log^{\log n} n > n^{\omega(1)}$. Hence, $B_i = n^\delta$ holds for all following phases $i > 2k + 1$.

Since there are at most n active nodes left in the graph after k phases, by Lemma 2.17, there are at most $n/n^{j\delta}$ active nodes left after j additional phases. Since δ is a constant, clearly $j = O(1)$ and the claim follows. \square

Theorem 2.19. *Unbounded degree trees with an H -partition of size $O(\log^2 \log n \cdot \log n)$ can be 3-colored deterministically in $O(\log^2 \log n)$ time using $O(n)$ words of global memory in the sublinear MPC model.*

Proof. Observe that each phase of the coloring stage consist of $\log \log n$ exponentiation steps, $\log \log n + 3$ local simulations and memory cleanup. Recall that by Lemma 2.18, there are at most $2 \log \log n + O(1)$ phases. In addition to the aforementioned phases, the coloring stage performs $2 \log \log n$ directed exponentiation steps and at most $4 \log \log n$ sequential recolorings. We conclude that an input graph can be 3-colored in $O(\log^2 \log n)$ time.

Now for the memory analysis. The coloring stage never violates $O(n^\delta)$ local memory, since by design, $B_i \leq n^\delta$ holds for all phases i . It is left to argue about linear global memory. Recall that the initial peeling of the partitioning stage consisted of $2 \log \log n$ peeling steps. Hence, after freezing $2 \log \log n$ lowest layers, by Lemma 2.4, at most $n/2^{2 \log \log n} = n/\log^2 n$ nodes are left active. Hence, the global memory budget per node is $\log^2 n$ after the freezing step and in phase $i = 1$. Note that since all nodes wipe their memory at the end of each phase, memory usage can be analyzed for each phase separately. Recall that by Lemma 2.17, it holds that $n_{i+2} \leq n_i/B_i$. Hence, $n/\log^{2^k} n$ and $B_i = \log^{2^k} n$ hold up to the smallest odd phase $2k + 1 < \log \log n$ such that $\log^{2^k} n > n^\delta$. Such k always exists, since $\log^{\log n} n > n^{\omega(1)}$. Hence, it holds that $B_i = n^\delta$ for all following phases $i > 2k + 1$. We conclude that $n_i B_i \leq n$ in all phases. \square

2.3 Unbounded MIS and Matching

Having an H -partition and a 3-coloring of the back of Theorems 2.13 and 2.19, respectively, gives rise to $O(\log^2 \log n)$ time maximal independent set and maximal matching algorithms.

Theorem 2.20. *A maximal independent set in unbounded degree trees can be computed deterministically in $O(\log^2 \log n)$ time using $O(n)$ words of global memory in the sublinear MPC model.*

Proof. By Theorem 2.1, we can 3-color the graph. Now, for all colors i , perform the following: nodes colored i add themselves to independent set, and all nodes adjacent to nodes colored i remove themselves from the graph. Clearly this results in a maximal independent set in $O(1)$ time and the memory requirements are satisfied. \square

Theorem 2.21. *A maximal matching in unbounded degree trees can be computed deterministically in $O(\log^2 \log n)$ time using $O(n)$ words of global memory in the sublinear MPC model.*

Proof. By Theorem 2.13 we can obtain an H -partition of the graph and by Theorem 2.1 we can 3-color the graph. Recall that in an H -partition, each node $v \in H_i$, has at most 2 neighbors, in subgraph $\bigcup H_j$, $i \leq j \leq l$. Let us define the parent nodes of v . Node u is a parent of v if u is a neighbor of v and (i) u belongs to a strictly higher layer than v or (ii) u belongs to the same layer and has a higher ID. Let us direct all edges from each node v towards its parents. For all colors i , perform the following. Node v colored i proposes to its highest ID parent u , and u accepts the proposal of the highest ID suitor; now either v join the matching with u or u joins the matching with some other node. In the latter case, we repeat the same procedure with v 's other possible parent. Note that when a node joins the matching, it disables all other incident edges. As a result, all nodes colored i have either joined the matching or they have no outward oriented edges. After iterating through all colors we are done, since all nodes have either joined the matching or they have no incident edges, implying that all their original neighbors belong to the matching. Clearly this results in a maximal matching in $O(1)$ time and the memory requirements are satisfied. \square

3 Bounded Degree Algorithm

We give an $O(\log \log n)$ time deterministic sublinear MPC algorithm for 3-coloring bounded degree trees, stated formally in Theorem 3.1. The algorithm is very similar to the unbounded version, except it is much simpler. The simplicity stems from the fact that $\Delta = O(1)$ and nodes can always perform $\log \log n^\delta$ steps of exponentiation without violating local memory.

Theorem 3.1. *Trees with maximum degree $\Delta = O(1)$ can be 3-colored deterministically in $O(\log \log n)$ time using $O(n)$ words of global memory in the sublinear MPC model.*

Proof. Follows from Theorems 3.2 and 3.3. \square

3.1 Partitioning stage

We compute the greedy H -partition of the input graph, as per Definition 2.3, with the following algorithm.

Let $c \leftarrow \arg \min_c \{2^c > \Delta\}$, and since Δ is constant, c is also constant.

1. For $i = 1, 2, \dots, \log \log n^\delta$ phases, first simulate 2^{i-1} peeling steps $2c$ times, and then perform one exponentiation step.
 2. Simulate $\delta \log n$ peeling steps until the graph is empty.
-

Theorem 3.2. *Trees can be H -partitioned deterministically into $L = \log n$ layers in $O(\log \log n)$ time using $O(n)$ words of global memory in the sublinear MPC model.*

Proof. Let us analyze the algorithm described previously. During the simulations of Step 2, all nodes see their $\delta \log n$ radius neighborhoods and simulate $\delta \log n$ peeling steps. Hence, $\delta \log n$ layers are removed in each simulation. By Lemma 2.4, it holds that $L = \log n$, and hence after at most $1/\delta$ simulations, the graph is empty. We conclude that the running time is $O(\log \log n)$.

Now for the memory analysis. At most, all nodes will see their $\delta \log n$ radius neighborhoods. Since Δ is constant, their neighborhoods will contain at most n^δ nodes and local memory is never violated. During Step 1, in the beginning of phase i , the radius of the vision of all nodes is 2^{i-1} . Hence, they can simulate 2^{i-1} peeling steps $2c$ times, after which there are at most

$$\frac{n}{2^{2c \cdot 2^{i-1}}} < \frac{n}{\Delta^{2^i}}$$

nodes left in the graph by Lemma 2.4. The exponentiation step of phase i requires at most Δ^{2^i} memory. We conclude that each phase requires at most n global memory. \square

3.2 Coloring stage

Consider performing identical preprocessing as in the coloring stage of the unbounded algorithm. During the following algorithm, nodes are either frozen, active or removed. Frozen nodes are labeled separately and do nothing unless explicitly stated. When active nodes compute their final color, they inform all neighbors of said color and then remove themselves from the graph.

-
1. Freeze $\log \log n$ lowest layers.
 2. Perform at most $\log \log n$ directed graph exponentiation steps until (i) nodes in layer x learn their dependency tree up to layer $2x$ or (ii) the local memory runs out.
 3. All nodes that see their whole dependency tree can simulate its recoloring and can thus compute their final color. Perform at most $O(\log \log n)$ such simulations.
 4. Sequentially recolor all frozen $\log \log n$ layers.
-

Theorem 3.3. *Constant degree trees with a greedy H -partition can be 3-colored deterministically in $O(\log \log n)$ time using $O(n)$ words of global memory in the sublinear MPC model.*

Proof. Let L' be the number of active layers at the start of a simulation in Step 3. Let us focus on nodes in layers at least $\lceil L'/2 \rceil$. In the case that local memory does not run out, all nodes in layers at least $\lceil L'/2 \rceil$ see their whole dependency trees and are able to compute their final color.

In the case that the local memory of some nodes runs out, said nodes are located in layers at most $L' - (\delta \log n - 1)$, since $\delta \log n - 1$ layers can contain a dependency tree of size at most n^δ . Hence, assuming that $L' - (\delta \log n - 1) > \lceil L'/2 \rceil$, all nodes in layers at least $L' - (\delta \log n - 1)$ see their whole dependency trees and are able to compute their final color. So after one simulation, either the number of layers is cut in half or it is reduced by at least $\delta \log n - 1$. Clearly, after at most $O(\log \log n)$ simulations, $L' = 0$. Since all $\log \log n$ frozen layers, or more precisely their underlying dependency trees, are recolored sequentially, we conclude that the running time is $O(\log \log n)$.

Now for the memory analysis. By the algorithm description, nodes stop exponentiation when their local memory runs out, and hence local memory $O(n^\delta)$ is never violated. Let us analyze the global memory requirements when nodes in layer x learn their dependency tree up to layer $2x$ if the local memory does not run out. In Step 1, after freezing $\log \log n$ layers, by Lemma 2.2, there are at most $n/\log n$ active nodes left in the graph. In Step 2, there are at most $n/(2^x \log n)$ active nodes in any layer x . Recall that by Observation 2.14, the dependency tree of a node contained in layers from x to $2x$ is of size at most 2^{x+1} . Hence, each layer uses at most $2n/\log n$ global memory. Since there are at most $\log n$ layers, we conclude that the algorithm requires at most $O(n)$ global memory. \square

3.3 Bounded MIS and Matching

Theorem 3.4. *A maximal independent set in unbounded degree trees can be computed deterministically in $O(\log^2 \log n)$ time using $O(n)$ words of global memory in the sublinear MPC model.*

Proof. Follows by applying the algorithm of Theorem 2.20 to the result of Theorem 3.1. \square

Theorem 3.5. *A maximal matching in unbounded degree trees can be computed deterministically in $O(\log^2 \log n)$ time using $O(n)$ words of global memory in the sublinear MPC model.*

Proof. Follows by applying the algorithm of Theorem 2.21 to the results of Theorems 3.2 and 3.3. \square

References

- [ANOY14] Alexandr Andoni, Aleksandar Nikolov, Krzysztof Onak, and Grigory Yaroslavtsev. Parallel Algorithms for Geometric Graph Problems. In *Proceedings of the Forty-Sixth Annual ACM Symposium on Theory of Computing (STOC'14)*, pages 574–583, 2014. <https://doi.org/10.1145/2591796.2591805>.
- [BBD⁺19] Soheil Behnezhad, Sebastian Brandt, Mahsa Derakhshan, Manuela Fischer, Mohammad Taghi Hajiaghayi, Richard M. Karp, and Jara Uitto. Massively Parallel Computation of Matching and MIS in Sparse Graphs. In *Proceedings of the 2019 ACM Symposium on Principles of Distributed Computing (PODC'19)*, pages 481–490, 2019. <https://doi.org/10.1145/3293611.3331609>.
- [BE08] Leonid Barenboim and Michael Elkin. Sublogarithmic Distributed MIS Algorithm for Sparse Graphs Using Nash-Williams Decomposition. In *Proceedings of the Twenty-Seventh ACM Symposium on Principles of Distributed Computing (PODC'08)*, pages 25–34, 2008. <https://doi.org/10.1145/1400751.1400757>.
- [BE13] Leonid Barenboim and Michael Elkin. *Distributed Graph Coloring: Fundamentals and Recent Developments*. Morgan & Claypool, 2013. <https://doi.org/10.2200/S00520ED1V01Y201307DCT011>.
- [BFU18] Sebastian Brandt, Manuela Fischer, and Jara Uitto. Matching and MIS for Uniformly Sparse Graphs in the Low-Memory MPC Model. *CoRR*, 2018. [arXiv:1807.05374](https://arxiv.org/abs/1807.05374).
- [BFU19] Sebastian Brandt, Manuela Fischer, and Jara Uitto. Breaking the Linear-Memory Barrier in MPC: Fast MIS on Trees with Strongly Sublinear Memory. In *Structural Information and Communication Complexity (SIROCCO'19)*, pages 124–138, 2019. https://doi.org/10.1007/978-3-030-24922-9_9.
- [BKS14] Paul Beame, Paraschos Koutris, and Dan Suciu. Skew in Parallel Query Processing. In *Proceedings of the 33rd ACM SIGMOD-SIGACT-SIGART Symposium on Principles of Database Systems (PODS'14)*, pages 212–223, 2014. <https://doi.org/10.1145/2594538.2594558>.
- [BKS17] Paul Beame, Paraschos Koutris, and Dan Suciu. Communication Steps for Parallel Query Processing. *Journal of the ACM*, 2017. <https://doi.org/10.1145/3125644>.
- [CLM⁺18] Artur Czumaj, Jakub Łącki, Aleksander Mądry, Slobodan Mitrović, Krzysztof Onak, and Piotr Sankowski. Round Compression for Parallel Matching Algorithms. In *Proceedings of the 50th Annual ACM SIGACT Symposium on Theory of Computing (STOC'18)*, pages 471–484, 2018. <https://doi.org/10.1145/3188745.3188764>.
- [CP17] Yi-Jun Chang and Seth Pettie. A Time Hierarchy Theorem for the LOCAL Model. *2017 IEEE 58th Annual Symposium on Foundations of Computer Science (FOCS'17)*, pages 156–167, 2017. <https://doi.org/10.1109/FOCS.2017.23>.
- [DG08] Jeffrey Dean and Sanjay Ghemawat. MapReduce: Simplified Data Processing on Large Clusters. *Communications of the ACM*, pages 107–113, 2008. <https://doi.org/10.1145/1327452.1327492>.
- [DLP12] Danny Dolev, Christoph Lenzen, and Shir Peled. ”Tri, Tri Again”: Finding Triangles and Small Subgraphs in a Distributed Setting. In *Proceedings of the 26th International*

- Conference on Distributed Computing (DISC'12)*, pages 195–209, 2012. https://doi.org/10.1007/978-3-642-33651-5_14.
- [GGJ20] Mohsen Ghaffari, Christoph Grunau, and Ce Jin. Improved MPC Algorithms for MIS, Matching, and Coloring on Trees and Beyond. In *34th International Symposium on Distributed Computing (DISC'20)*, pages 34:1–34:18, 2020. <https://arxiv.org/abs/2002.09610v2>.
- [GKU19] Mohsen Ghaffari, Fabian Kuhn, and Jara Uitto. Conditional Hardness Results for Massively Parallel Computation from Distributed Lower Bounds. In *2019 IEEE 60th Annual Symposium on Foundations of Computer Science (FOCS'19)*, pages 1650 – 1663, 2019. <https://doi.org/10.1109/FOCS.2019.00097>.
- [GSZ11] Michael T. Goodrich, Nodari Sitchinava, and Qin Zhang. Sorting, Searching, and Simulation in the MapReduce Framework. In *International Symposium on Algorithms and Computation (ISAAC'11)*, pages 374–383, 2011. https://doi.org/10.1007/978-3-642-25591-5_39.
- [GU19] Mohsen Ghaffari and Jara Uitto. Sparsifying Distributed Algorithms with Ramifications in Massively Parallel Computation and Centralized Local Computation. In *Proceedings of the Thirtieth Annual ACM-SIAM Symposium on Discrete Algorithms (SODA'19)*, pages 1636–1653, 2019. <https://doi.org/10.1137/1.9781611975482.99>.
- [IBY⁺07] Michael Isard, Mihai Badiu, Yuan Yu, Andrew Birrell, and Dennis Fetterly. Dryad: Distributed Data-Parallel Programs from Sequential Building Blocks. In *Proceedings of the 2nd ACM SIGOPS/EuroSys European Conference on Computer Systems (EuroSys'07)*, pages 59–72, 2007. <https://doi.org/10.1145/1272996.1273005>.
- [KMW16] Fabian Kuhn, Thomas Moscibroda, and Roger Wattenhofer. Local Computation: Lower and Upper Bounds. *Journal of the ACM*, 2016. <https://doi.org/10.1145/2742012>.
- [KSV10] Howard Karloff, Siddharth Suri, and Sergei Vassilvitskii. A Model of Computation for MapReduce. In *Proceedings of the 2010 Annual ACM-SIAM Symposium on Discrete Algorithms (SODA'10)*, pages 938–948, 2010. <https://doi.org/10.1137/1.9781611973075.76>.
- [Len13] Christoph Lenzen. Optimal Deterministic Routing and Sorting on the Congested Clique. In *Proceedings of the 2013 ACM Symposium on Principles of Distributed Computing (PODC'13)*, pages 42–50, 2013. <https://doi.org/10.1145/2484239.2501983>.
- [Lin87] Nathan Linial. Distributive Graph Algorithms – Global Solutions from Local Data. In *28th Annual Symposium on Foundations of Computer Science (FOCS'87)*, pages 331–335, 1987. <https://doi.org/10.1109/SFCS.1987.20>.
- [LPSP05] Zvi Lotker, Boaz Patt-Shamir, Elan Pavlov, and David Peleg. Minimum-Weight Spanning Tree Construction in $O(\log \log n)$ Communication Rounds. *SIAM Journal on Computing*, pages 120–131, 2005. <https://doi.org/10.1137/S0097539704441848>.
- [LW10] Christoph Lenzen and Roger Wattenhofer. Brief Announcement: Exponential Speed-Up of Local Algorithms Using Non-Local Communication. In *Proceedings of the 29th ACM SIGACT-SIGOPS Symposium on Principles of Distributed Computing (PODC'10)*, pages 295–296, 2010. <https://doi.org/10.1145/1835698.1835772>.

- [Pel00] David Peleg. *Distributed Computing: A Locality-Sensitive Approach*. Society for Industrial and Applied Mathematics, 2000. <https://doi.org/10.1137/1.9780898719772>.
- [Val90] Leslie G. Valiant. A Bridging Model for Parallel Computation. *Communications of the ACM*, pages 103–111, 1990. <https://doi.org/10.1145/79173.79181>.
- [Whi12] Tom White. *Hadoop: The Definitive Guide*. O'Reilly, 2012. <https://dl.acm.org/doi/book/10.5555/1717298>.
- [ZCF⁺10] Matei Zaharia, Mosharaf Chowdhury, Michael Franklin, Scott Shenker, and Ion Stoica. Spark: Cluster Computing with Working Sets. In *Proceedings of the 2nd USENIX conference on Hot topics in cloud computing (HotCloud'10)*, page 10, 2010. <https://dl.acm.org/doi/10.5555/1863103.1863113>.