

Lattice-Based Minimum-Distortion Data Hiding

Jieni Lin, Junren Qin, Shanxiang Lyu, Bingwen Feng, Jiabo Wang

Abstract—Lattices have been conceived as a powerful tool for data hiding. While conventional studies and applications focus on achieving the optimal robustness versus distortion tradeoff, in some applications such as data hiding in medical/physiological signals, the primary concern is to achieve a minimum amount of distortion to the cover signal. In this paper, we revisit the celebrated quantization index modulation (QIM) scheme and propose a minimum-distortion version of it, referred to as MD-QIM. The crux of MD-QIM is to move the data point to only the boundary of the Voronoi region of the lattice point indexed by a message, which suffices for subsequent correct decoding. At any fixed code rate, the scheme achieves the minimum amount of distortion by sacrificing the robustness to the additive white Gaussian noise (AWGN) attacks. Simulation results confirm that our scheme significantly outperforms QIM in terms of mean square error (MSE), peak signal to noise ratio (PSNR) and percentage residual difference (PRD).

Index Terms—Data hiding, lattices, quantization index modulation (QIM), Voronoi region.

I. INTRODUCTION

DATA hiding is to embed one signal (referred to as a “message” or “watermark”), to within another signal (referred to as a “cover” or “host signal”). The embedding should be unnoticeable, *i.e.*, causing no serious degradation to the cover. Since Cox *et al.* [1] pointed out the close relationship between data hiding and communication over a channel with side information, guided by well known information-theoretic results [2], [3], the focus of the subject has shifted to designing practical schemes for steganography, digital watermarking, covered communications, and so on [4]–[6].

In the data hiding community, great attention has been given to the class of quantization index modulation (QIM) algorithms [7], in which the host signal is quantized to the nearest point of the codebook indexed by messages [8]. A critical problem in QIM is to design good codebooks which are robust against the additive white Gaussian noise (AWGN) attacks. In this regard, researchers have resorted to using optimal low-dimensional lattice-based quantizers where efficient

encoding and decoding algorithms exist [9], [10]. For instance, Zhang and Boston [9] employed E_8 lattices to arrive at an E_8 -based QIM. To date many QIM variants have been proposed based on various characteristics. For example, adopting a set of scalar and uniform quantizers results in the popular Dither Modulation (DM) scheme and its Distortion Compensated version (DC-DM) [7], changing the domain of real numbers to the angular domain and logarithmic domain results to angle QIM [11] and logarithmic quantization [12]. In addition, the method [13] that combines QIM and least significant bit (LSB) embedding has enabled high capacity Electrocardiography (ECG) signal watermarking, which outperforms the chirp-signal based method [14].

As a blind approach, QIM can achieve provably better rate-distortion–robustness tradeoffs [7]. Nevertheless, there are also some applications where the robustness to the AWGN attack is not our primary concern. For instance, the ECG steganography in Point-of-Care systems [15] is to hide data collected from body sensors inside an ECG signal such that a person in the middle cannot even detect its existence. Generally the attack is passive. Hence the data hiding technique should guarantee a minimum acceptable distortion in the ECG signal, such that the watermarked ECG would not affect the accuracy of further diagnoses. Against this background, for any specified information rate, how to tweak the conventional QIM scheme towards a version of minimum distortion becomes an interesting open problem.

Addressing the minimum-distortion issue, the contributions of this paper are summarized as follows:

- Firstly, we reformulate the information embedding and extraction processes of QIM from the perspective of coset coding. Noticing that an embedded data point is not necessarily coerced to a lattice point for the sake a correct decoding, but rather any point inside the Voronoi region suffices, we propose an improved QIM scheme (referred to as MD-QIM) in which the cover signal is either staying still, or only moved to the border of a packing region. This novel design is feasible for any lattice basis and for any specified information rate.
- Secondly, we rigorously analyze the mean square error (MSE) difference between MD-QIM and the original QIM. Together with the known MSE caused by QIM, the MSE of MD-QIM becomes available. Simulation results show that our lower bound on MSE is quite tight.
- Thirdly, we justify the performance advantages of MD-QIM by numerical simulations based on ECG signals. Considering the metrics of mean square error (MSE), peak signal to noise ratio (PSNR) and percentage residual difference (PRD), our simulation results show that MD-QIM outperforms the conventional QIM significantly.

This work was supported partly by the Major Program of Guangdong Basic and Applied Research (Grant No. 2019B030302008), the Key R&D Program of Guangdong Province (Grant No. 2019B010136003), National Natural Science Foundation of China (Grant No. 61902149, 62032009, 61932010, and 61802145), the Natural Science Foundation of Guangdong Province (Grant No. 2020A1515010393 and 2019B010137005), Science and Technology Program of Guangzhou, China (Grant No. 202007040004 and 201804010428), and the Fundamental Research Funds for the Central Universities (Grant No. 21620438).

Jieni Lin, Junren Qin, Shanxiang Lyu and Bingwen Feng are with the College of Cyber Security, Jinan University, Guangzhou 510632, China (e-mail: jennie000@stu2018.jnu.edu.cn; alex2abee@stu2020.jnu.edu.cn; shanxianglyu@gmail.com; bingwfeng@gmail.com). Shanxiang Lyu is also with the State Key Laboratory of Cryptology, P.O. Box 5159, Beijing, 100878, China. Jiabo Wang is with the Beijing National Research Center for Information Science and Technology, Tsinghua University, Beijing 100084, China (e-mail: wangjiabo@mail.tsinghua.edu.cn). Jieni Lin and Junren Qin contributed equally to this work. (*Corresponding author: Shanxiang Lyu.*)

II. PRELIMINARIES

A. Lattices

An N -dimensional lattice in \mathbb{R}^N is a discrete additive subgroup $\Lambda = \{\mathbf{G}\mathbf{z} | \mathbf{z} \in \mathbb{Z}^N\}$, where the full-ranked matrix $\mathbf{G} \in \mathbb{R}^{N \times N}$ is called the generator matrix of Λ . The nearest neighbor quantizer $Q_\Lambda(\cdot)$ w.r.t. $\mathbf{x} \in \mathbb{R}^N$ is defined as

$$Q_\Lambda(\mathbf{x}) = \arg \min_{\lambda \in \Lambda} \|\mathbf{x} - \lambda\|. \quad (1)$$

The Voronoi cell \mathcal{V}_λ of a lattice point $\lambda \in \Lambda$ is the set of points in $\mathbb{R}^{N \times N}$ which are quantized to λ :

$$\mathcal{V}_\lambda = \{\mathbf{x} : Q_\Lambda(\mathbf{x}) = \lambda\}, \quad (2)$$

where the Voronoi region for the zero vector is referred to as the fundamental Voronoi region

$$\mathcal{V}_\Lambda = \{\mathbf{x} : Q_\Lambda(\mathbf{x}) = \mathbf{0}\}. \quad (3)$$

The volume of the fundamental region is defined by

$$\text{Vol}(\mathcal{V}_\Lambda) = \int_{\mathcal{V}_\Lambda} d\mathbf{x} = |\det \mathbf{G}|. \quad (4)$$

The normalized second moment of a lattice Λ is defined by

$$G(\Lambda) = \frac{1}{\text{Vol}(\mathcal{V}_\Lambda)^{\frac{2}{N}}} \times \frac{\int_{\mathbf{x} \in \mathcal{V}_\Lambda} \|\mathbf{x}\|^2 d\mathbf{x}}{N \text{Vol}(\mathcal{V}_\Lambda)}. \quad (5)$$

The packing radius of Λ is given by

$$r_{\text{pack}(\Lambda)} = \frac{1}{2} d_{\min}(\Lambda), \quad (6)$$

where $d_{\min}(\Lambda) = \min_{\lambda \in \Lambda \setminus \{\mathbf{0}\}} \|\lambda\|$ denotes minimum Euclidean distance between any two lattice points.

We say that two lattices Λ_f and Λ_c are nested if $\Lambda_c \subset \Lambda_f$. The bigger lattice Λ_f is called the *fine/coding* lattice, and Λ_c is called the *coarse/shaping* lattice. A typical and efficient method to build a set of lattice points for data hiding, called coset coding, is to use nested lattices based shaping [2], [8].

B. Encoding of QIM

Step i) Consider a host signal vector \mathbf{s} and a set of messages \mathcal{M} to be embedded. \mathcal{I} is the set of indices of messages. The message $\mathbf{m}_i \in \mathcal{M}$ can be recognized through the index $i \in \mathcal{I}$.

Step ii) Consider two nested lattice Λ_f and $\Lambda_c \subset \Lambda_f$ in \mathbb{R}^N . The generator matrices of Λ_c and Λ_f which are denoted by \mathbf{G}_c and \mathbf{G}_f , respectively, have the following relation

$$\mathbf{G}_c = \mathbf{G}_f \mathbf{J}, \quad (7)$$

where \mathbf{J} is a subsampling matrix. The fine lattice Λ_f can be decomposed as the union of $|\det \mathbf{J}|$ cosets of the coarse lattice Λ_c :

$$\Lambda_f = \bigcup_{i=0}^{|\det \mathbf{J}|-1} \Lambda_i = \bigcup_{\mathbf{d}_i \in \Lambda_f / \Lambda_c} (\mathbf{d}_i + \Lambda_c), \quad (8)$$

where each coset $\Lambda_i = \Lambda_c + \mathbf{d}_i$ is a translated coarse lattice and \mathbf{d}_i is called the coset representative of Λ_i .

Step iii) To hide \mathbf{m}_i in \mathbf{s} , the QIM encoder quantizes \mathbf{s} to the nearest point in Λ_i by

$$\mathbf{s}_w \triangleq Q_{\Lambda_i}(\mathbf{s}) = Q_{\Lambda_c}(\mathbf{s} - \mathbf{d}_i) + \mathbf{d}_i. \quad (9)$$

The index i in Λ_i indicates that this coset is used for transmitting the message \mathbf{m}_i . Moreover, the payload of this embedding is $|\det \mathbf{J}|$, and the code rate is

$$R = \frac{1}{N} \log |\det \mathbf{J}|. \quad (10)$$

C. Decoding of QIM

Assume that the received signal \mathbf{y} has been contaminated by a noise term \mathbf{n} : $\mathbf{y} = \mathbf{s}_w + \mathbf{n}$. To extract the embedded message \mathbf{m}_i from \mathbf{y} , the QIM decoder searches for the closest coset Λ_i to estimate the message index:

$$\hat{i} = \arg \min_{i \in \{0, 1, \dots, |\det \mathbf{J}|-1\}} \text{dist}(\mathbf{y}, \Lambda_i), \quad (11)$$

where $\text{dist}(\mathbf{y}, \Lambda) \triangleq \min_{\lambda \in \Lambda} \|\mathbf{y} - \lambda\|$. If the noise is small enough such that $Q_{\Lambda_f}(\mathbf{n}) = \mathbf{0}$, then the extracted message \mathbf{m}_i is correct.

III. THE PROPOSED METHOD

In the passive steganography scenario where there is no AWGN attack, moving the host signal to any point inside the Voronoi cell suffices for subsequent decoding. Based on this idea, we propose an MD-QIM scheme which achieves a minimum amount of distortion within the QIM framework. MD-QIM does not quantize the cover to a lattice point, but rather to a point in the boarder of the Voronoi region. In this section, we describe the construction of MD-QIM, followed by its theoretical analysis.

A. MD-QIM

In terms of encoding, MD-QIM also employs Steps i) and ii) in Section II-B) to prepare the cosets. The Step iii) in MD-QIM is more delicate. Specifically, our Step iii) consists of the following procedures:

Step iii-1) Employ Eq. (9) to calculate

$$\mathbf{x}_i \triangleq Q_{\Lambda_i}(\mathbf{s}) = Q_{\Lambda_c}(\mathbf{s} - \mathbf{d}_i) + \mathbf{d}_i. \quad (12)$$

Step iii-2) Calculate the difference vector \mathbf{p}_i between the lattice point and the cover:

$$\mathbf{p}_i = \mathbf{x}_i - \mathbf{s}. \quad (13)$$

If $\|\mathbf{p}_i\| < r_{\text{pack}(\Lambda_f)}$, then the final embedded point is set as

$$\mathbf{s}_w = \mathbf{s}. \text{ (Type I)} \quad (14)$$

Otherwise, continue with the steps below.

Step iii-3) The final embedded point \mathbf{s}_w is set as

$$\mathbf{s}_w = \mathbf{x}_i - \frac{\mathbf{p}_i}{\|\mathbf{p}_i\|} \times (r_{\text{pack}(\Lambda_f)} - \epsilon), \text{ (Type II)} \quad (15)$$

where $\epsilon \rightarrow 0$ is a small positive number to move \mathbf{s}_w away from the decision boarders.

In terms of decoding, MD-QIM also uses Eq. (11) to estimate the embedded message \mathbf{m}_i . Since

$$Q_{\Lambda_f} \left(\frac{\mathbf{p}_i}{\|\mathbf{p}_i\|} \times (r_{\text{pack}(\Lambda_f)} - \epsilon) \right) = \mathbf{0}, \quad (16)$$

correct decoding is enabled.

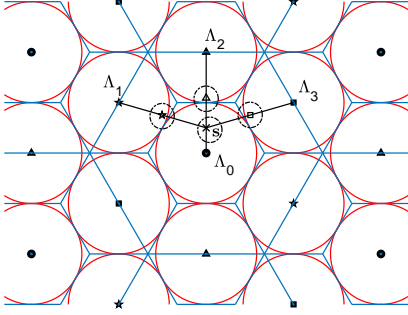


Fig. 1: The rationale of encoding in MD-QIM, where the encoded points are marked with dash circles.

B. Workout Example

For very large N , lattices which are simultaneously good for AWGN and quantization [16] can be employed to design optimal Λ_f and Λ_c for both QIM and MD-QIM. For practical small N , nested lattices can be devised from celebrated low-dimensional lattices such as A_2 , D_4 , E_8 etc. Hereby we choose the A_2 lattice as Λ_f , and the self-nested $2\Lambda_f$ as Λ_c to illustrate the construction of MD-QIM.

The A_2 lattice has a generator matrix

$$\mathbf{G} = \begin{pmatrix} 0 & \frac{\sqrt{3}}{2} \\ 1 & \frac{1}{2} \end{pmatrix}. \quad (17)$$

The 4 cosets which correspond to $\mathcal{I} = \{0, 1, 2, 3\}$ are respectively given by

$$\begin{aligned} \Lambda_0 &= \mathbf{G}([0, 0]^\top + \mathbb{Z}^2), \\ \Lambda_1 &= \mathbf{G}([0, 1]^\top + \mathbb{Z}^2), \\ \Lambda_2 &= \mathbf{G}([1, 0]^\top + \mathbb{Z}^2), \\ \Lambda_3 &= \mathbf{G}([1, 1]^\top + \mathbb{Z}^2). \end{aligned}$$

As shown in Fig. 1, the four cosets are marked by solid dots, solid stars, solid triangles and solid squares, respectively. In addition, the packing radius of A_2 is

$$r_{\text{pack}(\Lambda_f)} = 1/2,$$

where the red circles denote the largest packing spheres inside A_2 , and the cover vector \mathbf{s} is marked with a cross.

Depending on the given \mathbf{m}_i , QIM encodes \mathbf{s} to a coset Λ_i . In contrast with QIM, the encoded points of MD-QIM are much closer to \mathbf{s} , as marked by dash circles in Fig. 1. For instance, to hide \mathbf{m}_0 , \mathbf{s} stays still and the process denotes a Type I encoding; to hide \mathbf{m}_2 , \mathbf{s} moves to the empty triangle inside the dash circle, and the process denotes a Type II encoding.

C. Theoretical Analysis of Distortion

To evaluate the distortion caused by data embedding, we define the mean square error (MSE) metric as

$$MSE \triangleq \frac{1}{NM} \sum_{k=1}^M \|\mathbf{s}_k - \mathbf{s}_{w,k}\|^2, \quad (18)$$

where the subscript k indicates a specific host/embedded vector, and M denotes the total number of host vectors.

As each coset representative \mathbf{d}_i of the coset Λ_i ($0 \leq i < |\det \mathbf{J}|$) plays the role of N -dimensional dither vectors, the QIM method described in this paper is a type of dithered QIM. Based on the high-resolution quantization assumption [2], the quantization noise can be modeled as random and independent of \mathbf{s} , and uniformly distributed over the Voronoi region of the coarse lattice. Then embedding distortion per dimension of the original QIM method can be measured as [8]:

$$\begin{aligned} MSE_{QIM} &= \frac{1}{N} \frac{1}{\text{Vol}(\mathcal{V}_{\Lambda_c})} \int_{\mathcal{V}_{\Lambda_c}} \|\mathbf{x}\|^2 d\mathbf{x} \\ &= G(\Lambda_c) \text{Vol}(\mathcal{V}_{\Lambda_c})^{\frac{2}{N}}, \end{aligned} \quad (19)$$

in which $G(\Lambda_c)$ refers to the normalized second moment of Λ_c and is invariant to scaling. Ref. [10] has listed the normalized second-order moments of popular low-dimensional quantizers, e.g., we have $G(\mathbb{Z}) = 0.083333$, $G(A_2) = 0.080188$, $G(D_4) = 0.076603$, $G(E_8) = 0.071682$.

Theorem 1. Given Λ_f and Λ_c obtained via \mathbf{G}_f and $\mathbf{G}_f \mathbf{J}$, based on the high-resolution quantization assumption [2] the actual MSE of MD-QIM satisfies

$$\begin{aligned} MSE_{MD-QIM} &\geq MSE_{QIM} - \frac{1}{N} \frac{|\det \mathbf{J}| - 1}{|\det \mathbf{J}|} 2(r_{\text{pack}(\Lambda_f)} - \epsilon) \times \\ &\quad \sqrt{NG(\Lambda_c) \text{Vol}(\mathcal{V}_{\Lambda_c})^{\frac{2}{N}} - NG(\Lambda_f) \text{Vol}(\mathcal{V}_{\Lambda_f})^{\frac{2}{N}}} \\ &\quad + \frac{1}{N} \frac{|\det \mathbf{J}| - 1}{|\det \mathbf{J}|} (r_{\text{pack}(\Lambda_f)} - \epsilon)^2 \\ &\quad - \frac{1}{|\det \mathbf{J}|} G(\Lambda_f) \text{Vol}(\mathcal{V}_{\Lambda_f})^{\frac{2}{N}}. \end{aligned} \quad (20)$$

Proof. Define the distortion-saving metric as

$$D = MSE_{QIM} - MSE_{MD-QIM}. \quad (21)$$

We need to prove that

$$\begin{aligned} D &\leq \frac{1}{N} \frac{|\det \mathbf{J}| - 1}{|\det \mathbf{J}|} 2(r_{\text{pack}(\Lambda_f)} - \epsilon) \times \\ &\quad \sqrt{NG(\Lambda_c) \text{Vol}(\mathcal{V}_{\Lambda_c})^{\frac{2}{N}} - NG(\Lambda_f) \text{Vol}(\mathcal{V}_{\Lambda_f})^{\frac{2}{N}}} \\ &\quad - \frac{1}{N} \frac{|\det \mathbf{J}| - 1}{|\det \mathbf{J}|} (r_{\text{pack}(\Lambda_f)} - \epsilon)^2 \\ &\quad + \frac{1}{|\det \mathbf{J}|} G(\Lambda_f) \text{Vol}(\mathcal{V}_{\Lambda_f})^{\frac{2}{N}}. \end{aligned} \quad (22)$$

Due to the high-resolution quantization assumption [2], \mathbf{p}_i can be modeled as a generalized dither admitting a uniform distribution. Thus

$$\Pr(\mathbf{p}_i \in \mathcal{V}_{\Lambda_f}) = \frac{1}{|\det \mathbf{J}|}, \quad \Pr(\mathbf{p}_i \in \mathcal{V}_{\Lambda_c} \setminus \mathcal{V}_{\Lambda_f}) = \frac{|\det \mathbf{J}| - 1}{|\det \mathbf{J}|}. \quad (23)$$

Let D_1 , D_2 be the distortion saving caused by the cases of $\mathbf{p}_i \in \mathcal{V}_{\Lambda_f}$ and $\mathbf{p}_i \in \mathcal{V}_{\Lambda_c} \setminus \mathcal{V}_{\Lambda_f}$. The overall distortion saving can be formulated as

$$D = \frac{1}{|\det \mathbf{J}|} D_1 + \frac{|\det \mathbf{J}| - 1}{|\det \mathbf{J}|} D_2. \quad (24)$$

For the scenario of $\mathbf{p}_i \in \mathcal{V}_{\Lambda_f}$, based on Eq. (14) we have

$$D_1 \leq \mathbb{E}[\|\mathcal{P}\|^2]/N = \text{Vol}(\mathcal{V}_{\Lambda_f})^{\frac{2}{N}} G(\Lambda_f), \quad (25)$$

where \mathcal{P} denotes a random vector uniformly distributed over \mathcal{V}_{Λ_f} . This upper bound is tight if the fine lattice is good for packing.

For the scenario of $\mathbf{p}_i \in \mathcal{V}_{\Lambda_c} \setminus \mathcal{V}_{\Lambda_f}$, note that our difference vector is

$$\mathbf{p}'_i \triangleq \mathbf{p}_i - \frac{\mathbf{p}_i}{\|\mathbf{p}_i\|} \times (r_{\text{pack}(\Lambda_f)} - \epsilon). \quad (26)$$

Obviously \mathbf{p}'_i is in the same direction as \mathbf{p}_i while $\|\mathbf{p}'_i\| < \|\mathbf{p}_i\|$. Since

$$D_2 = (\mathbb{E}[\|\mathbf{p}_i\|^2] - \mathbb{E}[\|\mathbf{p}'_i\|^2])/N, \quad (27)$$

by substituting \mathbf{p}'_i with Eq. (26), we have

$$D_2 = \frac{1}{N} (2(r_{\text{pack}(\Lambda_f)} - \epsilon)\mathbb{E}[\|\mathbf{p}_i\|] - (r_{\text{pack}(\Lambda_f)} - \epsilon)^2). \quad (28)$$

To construct the upper bound for $\mathbb{E}[\|\mathbf{p}_i\|]$, it follows from the Cauchy–Schwarz inequality that

$$\begin{aligned} & \mathbb{E}[\|\mathbf{p}_i\|] \\ &= \frac{1}{\text{Vol}(\mathcal{V}_{\Lambda_c} \setminus \mathcal{V}_{\Lambda_f})} \int_{\mathbf{u} \in \mathcal{V}_{\Lambda_c} \setminus \mathcal{V}_{\Lambda_f}} \|\mathbf{u}\| d\mathbf{u} \\ &\leq \frac{1}{\text{Vol}(\mathcal{V}_{\Lambda_c} \setminus \mathcal{V}_{\Lambda_f})} \sqrt{\int_{\mathbf{u} \in \mathcal{V}_{\Lambda_c} \setminus \mathcal{V}_{\Lambda_f}} \|\mathbf{u}\|^2 d\mathbf{u}} \sqrt{\text{Vol}(\mathcal{V}_{\Lambda_c} \setminus \mathcal{V}_{\Lambda_f})} \\ &= \sqrt{NG(\Lambda_c)\text{Vol}(\mathcal{V}_{\Lambda_c})^{\frac{2}{N}} - NG(\Lambda_f)\text{Vol}(\mathcal{V}_{\Lambda_f})^{\frac{2}{N}}}. \quad (29) \end{aligned}$$

By substituting the above inequalities to Eq. (24), the upper bound of D is derived and the theorem holds. \square

The power of Theorem 1 is that, as our simulation results will show, the lower bound often accurately predicts the actual MSE of MD-QIM.

D. Remarks

Regarding computational complexity, the cost of MD-QIM is essentially the same as that of QIM, as they both employ only one nearest neighbor search over the coarse lattice Λ_c . The additional cost of MD-QIM is minor, where $\|\mathbf{p}_i\|$ consumes $2N$ floating point operations (FLOPS), and the division and subtraction in Eq. (15) consume $2N$ FLOPS.

This work omits the usage of additional random dithers for two reasons. Firstly, *Wang et al.* [17] have shown that using secret dithers as keys can be easily defeated based on known message attacks. To impose strong security on QIM/MD-QIM, symmetric cryptography can be applied to the messages before their embedding. The objective hereby is to meet the requirement of “getting unnoticed” for steganography. Secondly, dithering would increase distortion when the code rate is low [2].

There are a large variety of state-of-the-art methods which allow particular constraints (transparency, robustness, data payload, etc) to be individually reached for different applications. However, no single method can jointly reach all the requirements. Compared to QIM, the robustness of MD-QIM is sacrificed to achieve the minimum amount of distortion which lead to high transparency property. The payload of MD-QIM is the same as that of QIM, both equal to $|\det \mathbf{J}|$.

IV. SIMULATIONS

We carry out numerical simulations in this section to verify the effectiveness of MD-QIM. We have chosen the MIT-BIH arrhythmia database [18] as our cover ECG sources, which contains 48 ECG records labeled as No. 1-48. Random messages admitting uniform distributions are taken as embedded sources. For illustrative purposes, we employ the \mathbb{Z} , A_2 , D_4 and E_8 lattices as Λ_f , respectively. Their corresponding coarse lattices Λ_c are set as $\alpha\Lambda_f$, where α denotes a parameter that controls the embedding rate of messages ($R = \log \alpha$). Benchmark algorithms are taken from [8] and [13], [15]. The method in [8] represents a simple and efficient implementation of QIM, while the method in [13], [15] denotes an efficient alternative method to achieve information hiding with minimum distortion.

In addition to the aforementioned MSE metric, we introduce two more popular metrics used in data hiding literature to measure the imperceptibility of MD-QIM. The peak signal to noise ratio (PSNR) is defined as

$$\begin{aligned} PSNR &= \\ & 20 \times \log_{10} \frac{\max_{k \in \{1, \dots, M\}} (\max(\mathbf{s}_k)) - \min_{k \in \{1, \dots, M\}} (\min(\mathbf{s}_k))}{\sqrt{MSE}}. \quad (30) \end{aligned}$$

The percentage residual difference (PRD) is given by

$$PRD = \sqrt{\frac{\sum_{i=1}^M \|\mathbf{s}_k - \mathbf{s}_{w,k}\|^2}{\sum_{i=1}^M \|\mathbf{s}_k\|^2}} \times 100\%. \quad (31)$$

In Table I, we list the average values of MSE, PSNR and PRD of 48 samples on QIM, MD-QIM and wavelet-based ECG steganography, respectively. Some observations can be made from the table. i) MD-QIM outperforms QIM and the Wavelet-based ECG steganography in all the metrics (MSE, PSNR and PRD), regardless of the chosen type of lattices. For instance the MSE of MD-QIM in lattice A_2 ($R = 1$) is 0.0304, which costs only around 20% of the 0.1718 MSE in QIM. ii) As the code rate R increases, the MSE/PRD also rises, due to the fact that we have fixed the fine lattices to feature unit volumes while the volume of the coarse lattices grow as R increases. iii) Choosing large-dimensional good lattices is much desirable. Steady improvements can be observed by increasing the dimensions of the lattices from \mathbb{Z} to A_2 , D_4 and E_8 .

To justify the accuracy of Theorem 1, based on the A_2 , D_4 and E_8 lattices, we plot the theoretical and simulated MSE values of both MD-QIM and QIM in Fig. 2. All the subfigures justify the tightness of our lower bound in Eq. (20), whose values are very close to the actual simulated ones. Therefore, the amount of reduced MSE caused by MD-QIM is indeed well characterized by Theorem 1.

V. CONCLUSIONS

In this letter a lattice-based minimum distortion data hiding method has been proposed, which is particularly suitable for hiding data in some applications where the robustness to the AWGN attack is not the primary concern. Rigorous analysis

TABLE I: Comparisons with benchmarks.

Rate R	Metrics	Original QIM [8]				Proposed MD-QIM				Joint Wavelet and Scalar QIM [13], [15]
		\mathbb{Z}	A_2	D_4	E_8	\mathbb{Z}	A_2	D_4	E_8	
1	MSE	0.1792	0.1718	0.1659	0.1553	0.0238	0.0304	0.0411	0.0467	0.1103
	PSNR (dB)	63.58	63.76	63.91	64.20	72.35	71.28	69.97	69.42	65.68
	PRD	0.37%	0.36%	0.35%	0.34%	0.13%	0.15%	0.17%	0.19%	0.29%
2	MSE	0.7172	0.6842	0.6591	0.6173	0.3088	0.3328	0.3650	0.3682	0.5493
	PSNR (dB)	57.55	57.76	57.92	58.20	61.21	60.89	60.49	60.45	58.71
	PRD	0.73%	0.71%	0.70%	0.68%	0.48%	0.50%	0.52%	0.52%	0.64%

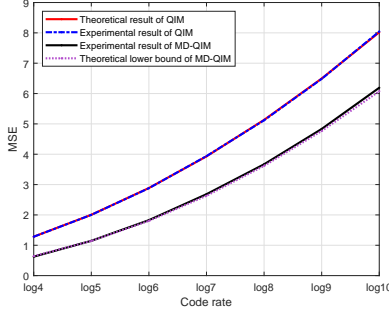
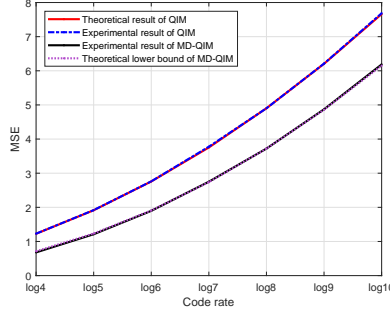
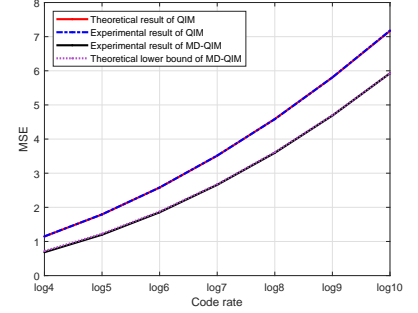
(a) Results based on the A_2 lattice.(b) Results based on the D_4 lattice.(c) Results based on the E_8 lattice.

Fig. 2: The theoretical and simulated MSE values of MD-QIM and QIM based on different lattices.

of the distortion saving has been presented, and the analysis is universal in terms of the size and type of lattice bases. Simulations show that the proposed method features a much smaller amount of distortion compared with the conventional QIM and Wavelet-based ECG steganography.

REFERENCES

- [1] I. J. Cox, M. L. Miller, and A. L. McKellips, "Watermarking as communications with side information," *Proceedings of the IEEE*, vol. 87, no. 7, pp. 1127–1141, 1999.
- [2] R. Zamir, *Lattice Coding for Signals and Networks*. Cambridge: Cambridge University Press, 2014.
- [3] C. Ling, L. Luzzi, J. Belfiore, and D. Stehlé, "Semantically secure lattice codes for the gaussian wiretap channel," *IEEE Trans. Inf. Theory*, vol. 60, no. 10, pp. 6399–6416, 2014.
- [4] B. Feng, W. Lu, W. Sun, J. Huang, and Y. Shi, "Robust image watermarking based on tucker decomposition and adaptive-lattice quantization index modulation," *Signal Process. Image Commun.*, vol. 41, pp. 1–14, 2016.
- [5] B. Feng, J. Weng, W. Lu, and B. Pei, "Multiple watermarking using multilevel quantization index modulation," in *Digital Forensics and Watermarking - 15th International Workshop, IWDW 2016, Beijing, China*, pp. 312–326, 2016.
- [6] C. Chen, W. Huang, L. Zhang, and W. H. Mow, "Robust and unobtrusive display-to-camera communications via blue channel embedding," *IEEE Trans. Image Process.*, vol. 28, no. 1, pp. 156–169, 2019.
- [7] B. Chen and G. W. Wornell, "Quantization index modulation: A class of provably good methods for digital watermarking and information embedding," *IEEE Trans. Inf. Theory*, vol. 47, no. 4, pp. 1423–1443, 2001.
- [8] P. Moulin and R. Koetter, "Data-hiding codes," *Proc. IEEE*, vol. 93, no. 12, pp. 2083–2126, 2005.
- [9] Q. Zhang and N. Boston, "Quantization index modulation using the E_8 lattice," in *Proceedings of the Annual Allerton Conference on Communication Control and Computing*, no. 1, pp. 488–489, 2003.
- [10] J. H. Conway and N. J. A. Sloane, *Sphere packings, lattices and groups*. Springer Science & Business Media, 2013, vol. 290.
- [11] F. Ourique, V. Licks, R. Jordan, and F. Pérez-González, "Angle QIM: a novel watermark embedding scheme robust against amplitude scaling distortions," in *2005 IEEE International Conference on Acoustics, Speech, and Signal Processing, ICASSP '05, Philadelphia, Pennsylvania, USA*, pp. 797–800, 2005.
- [12] N. K. Kalantari and S. M. Ahadi, "A logarithmic quantization index modulation for perceptually better data hiding," *IEEE Trans. Image Process.*, vol. 19, no. 6, pp. 1504–1517, 2010.
- [13] A. Ibaida, I. Khalil, and R. Van-Schyndel, "A low complexity high capacity eeg signal watermark for wearable sensor-net health monitoring system," in *2011 Computing in Cardiology*, pp. 393–396, 2011.
- [14] S. Kaur, R. Singhal, O. Farooq, and B. S. Ahuja, "Digital watermarking of ECG data for secure wireless communication," in *International Conference on Recent Trends in Information, Telecommunication and Computing*, pp. 140–144, 2010.
- [15] A. Ibaida and I. Khalil, "Wavelet-Based ECG Steganography for Protecting Patient Confidential Information in Point-of-Care Systems," *IEEE Trans. Biomed. Eng.*, vol. 60, no. 12, pp. 3322–3330, 2013.
- [16] S. Lyu, A. Campello, and C. Ling, "Ring compute-and-forward over block-fading channels," *IEEE Trans. Inf. Theory*, vol. 65, no. 11, pp. 6931–6949, 2019.
- [17] Y. Wang, G. Zhu, J. Li, M. Conti, and J. Huang, "Defeating lattice-based data hiding code via decoding security hole," *IEEE Trans. Circuits Syst. Video Technol.*, vol. 31, no. 1, pp. 76–87, 2021.
- [18] G. B. Moody and R. G. Mark, "The impact of the MIT-BIH arrhythmia database," *IEEE Engineering in Medicine and Biology Magazine*, vol. 20, no. 3, pp. 45–50, 2001.