

---

# MAGI-X: Manifold-Constrained Gaussian Process Inference for Unknown System Dynamics

---

Chaofan Huang\*  
chuang397@gatech.edu

Simin Ma\*  
sma318@gatech.edu

Shihao Yang\*†  
shihao.yang@isye.gatech.edu

## Abstract

Ordinary differential equations (ODEs), commonly used to characterize the dynamic systems, are difficult to propose in closed-form for many complicated scientific applications, even with the help of domain expert. We propose a fast and accurate data-driven method, MAGI-X, to learn the *unknown* dynamic from the observation data in a non-parametric fashion, without the need of any domain knowledge. Unlike the existing methods that mainly rely on the costly numerical integration, MAGI-X utilizes the powerful functional approximator of neural network to learn the unknown nonlinear dynamic within the MANifold-constrained Gaussian process Inference (MAGI) framework that completely circumvents the numerical integration. Comparing against the state-of-the-art methods on three realistic examples, MAGI-X achieves competitive accuracy in both fitting and forecasting while only taking a fraction of computational time. Moreover, MAGI-X provides practical solution for the inference of partial observed systems, which no previous method is able to handle.

## 1 Introduction

Systems of coupled ordinary differential equations (ODEs) are important tool for modeling the complex mechanism underlying many processes in science and engineering [10, 24, 20, 14]. One successful application is in the infectious disease prediction, where the compartmental models have been the robust and interpretable tools for understanding the spread of many disease [18]. However, given the overly complicated component interactions in a pandemic, the simple compartmental models fail short of capturing the underlying dynamic [1, 16, 41, 42]. Careful ODE model building and improvements could yield better results, but it comes in the expense of domain expertise and many trials and errors in data fitting to work out the closed-form oracle equation. Same challenge is also encountered in system biology and other scientific areas [14]. Thus, this raises the interest of efficiently learning the ODE structure purely from data when the true dynamics are partially or even completely unknown to the domain experts.

Consider the dynamic governed by the following system of ODEs,

$$\dot{x}(t) = \frac{dx(t)}{dt} = f(x(t), \theta, t), \quad t \in [0, T], \quad (1)$$

where  $x(t) = (x_1(t), \dots, x_D(t)) \in \mathbb{R}^D$  is the output vector of the  $D$ -component dynamical systems at time  $t \in [0, T]$ ,  $\dot{x}(t) \in \mathbb{R}^D$  is the first order time derivative of  $x(t)$ , and  $f$  is the  $\mathbb{R}^D$  vector-valued

---

\*H. Milton Stewart School of Industrial and Systems Engineering, Georgia Institute of Technology, Atlanta, GA, 30332

†To whom the correspondence should be addressed.

derivative function with parameters  $\theta$  requiring estimation from the observation data. Computing the output at time  $t$  requires the integration of  $f$  over time, e.g., in the one-dimensional case,

$$x(t) = x_0 + \int_0^t f(x(s), \theta, s) ds, \quad (2)$$

where  $x_0 = x(0)$  is the initial state of the system. We assume that  $f$  is *completely unknown*, in which we have no prior information about either its parametric form nor the associated parameters. Moreover, we only observe some noisy output  $y(\tau) = x(\tau) + \epsilon(\tau)$  at a set of discrete time points  $\tau$  where  $\epsilon$ 's are the measurement errors. Our objective is the inference of the *unknown* derivative function  $f$  given only  $y(\tau)$ . Existing approaches [13, 6] require the costly numerical integration step, which are computationally prohibitive for very large systems. Recently, the *MANifold-constrained Gaussian process Inference (MAGI)* in Yang et al. [40] has shown great success in learning the parameter  $\theta$  of the derivative function  $f$  with *known* parametric form, and the runtime scales linearly in the number of components [39] as MAGI completely bypasses the numerical integration. However, to our best knowledge, no prior literature has applied MAGI for learning the *unknown* derivative function  $f$ , which is the approach taken in this paper. That is why we name our method *MAGI-X* where X stands for the mysterious unknown dynamic. Similar to Chen et al. [6], we use neural network to approximate the unknown derivative function  $f$ .

**Our contribution** In this paper, we present a novel algorithm *MAGI-X* for learning the unknown ODEs from observation data that (i) is more *computationally efficient* than the existing techniques by circumventing the costly numerical integration, and (ii) can naturally handle systems with *partial observations*, which is not yet explored in the literature of unknown ODEs inference. Lastly, an PyTorch implementation of our algorithm are provided on Github<sup>3</sup> for public use.

## 2 Related works

The problem of dynamical system inference is well studied for the case where the derivative function  $f$  has known parametric form. The objective is to optimize its associated parameters  $\theta$  such that the system responses are aligned with the observations. The *classical* approach starts with some initial random guess about  $\theta$ , then solve the ODE trajectory via numerical integration, next compute the deviation measure to the observations such as least square or likelihood, and last perform gradient update to  $\theta$  via sensitivity equations. This approach dates back to the work of Bard [2], van Domselaar and Hemker [34], and Benson [4], but it is later questioned by Varah [35] for its computational complexity resulted from the use of numerical integration in both the trajectory propagation and the backward gradient computation via the sensitivity equations, leading to the alternative gradient constrained approach that circumvent the costly integration step.

The *gradient constrained* approach consists of two steps: *data smoothing* that de-noises the observations for better mimic the true trajectory, and *parameter adaptation* that find the  $\theta$  that minimize the discrepancy between the derivative estimates from the smooth trajectory and the derivative values computed from the derivative function  $f$ . Various data smoothing techniques have been considered, including splines [35, 29], reproducing kernel Hilbert spaces (RKHS) [11, 25], and more popularly, Gaussian process (GP). Benefit from the Bayesian framework, GP naturally determines the appropriate degree of smoothness for the noisy observations, while the other two approaches require the tuning of some regularization parameters. The GP based approach starts with the pioneering work of Calderhead et al. [5], and it is later improved by Dondelinger et al. [8], but both likelihood functions use the product of experts (PoE) heuristic, which could lead to theoretical issue: the parameters  $\theta$  are independent of the observations after marginalization of  $\dot{x}(t)$  [38]. Wang and Barber [36] propose an alternative modeling paradigm, but it is also later challenged by Macdonald et al. [23] for suffering from the identifiable issue. Not till recently, the introduction of the *MANifold-constrained Gaussian process Inference (MAGI)* by Yang et al. [40] and Wenk et al. [39] principally address the aforementioned conceptual incompatibility, where the former constrains the posterior of  $x$  to satisfy ODE dynamics exactly, while the later allows for some arbitrary tolerance.

In the recent decade, there has been growing interest of learning the derivative function  $f$  that is *completely unknown*, i.e., no parametric form of  $f$  is accessible. Both Gaussian process [13] and

<sup>3</sup>Link to the Github repository will be provided after the review.

neural network [6] have been proposed to model the black-box vector-valued function  $f$  under the *classical* approach framework, but they suffer from the expensive numerical integration. Alternatively, two prior works have considered the same problem under the *gradient constrained* framework, including the use of RKHS [12] and GP [30] for approximating  $f$ , but both only consider the *two-step* method where the data smoothing is done purely based on the observations and is held fixed during the second stage of the derivative function  $f$  approximation. The two-step approach is usually not reliable, since its success depends critically on the smoothing from the observations being a good estimation of the true trajectory. Thus, the sophisticated GP based gradient constrained approach such as MAGI iterates between data smoothing and parameter adaptation to also allow a *feedback loop* of adapting the inferred smoothing trajectory. To our best knowledge, there is no prior work that learns the unknown derivative function  $f$  with the feedback loop correction, which is the method investigated in this paper. For the completeness of the review, there is another set of works learning unknown differential equations via the linear multi-step time-stepping schemes from the numerical analysis [27, 28], but this approach is not robust when the observations are sparse.

### 3 MAGI: manifold-constrained Gaussian process inference

Let us first present the MAGI [39, 40] for parameters inference of the derivative function  $f$  with known parametric form. We focus on the framework of Yang et al. [40] with exact derivative estimates, and the corresponding graphical model is presented in Figure 1. This section assumes the readers have some familiarity of Gaussian process (GP). A review of GP with its derivative computation is provided in Appendix A for the interested readers, and please refer to Rusmussen and Williams [32] for more details.

Following the Bayesian framework, we can view the  $D$ -component system response  $x(t)$  as a realization of the stochastic processes  $X(t) = (X_1(t), \dots, X_D(t))$ , and the derivative function parameters  $\theta$  is a realization of the random variables  $\Theta$ . The goal is to compute the posterior distribution of  $X(t)$  and  $\Theta$ , which requires first defining the prior and the data likelihood.

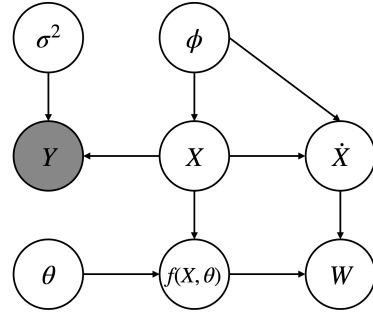


Figure 1: Graphical model of MAGI.

**Prior** We assume a general prior  $\pi$  on  $\Theta$ . For the stochastic process  $X(t)$ , we impose an independent GP prior on each component, that is,

$$X_d(t) \sim \mathcal{GP}(\mu_d, \mathcal{K}_d), \quad t \in [0, T], \quad (3)$$

with mean function  $\mu_d : \mathbb{R} \rightarrow \mathbb{R}$  and positive definite covariance function  $\mathcal{K}_d : \mathbb{R} \times \mathbb{R} \rightarrow \mathbb{R}$  parameterized by hyperparameters  $\phi_d$ . See Appendix A for the hyperparameters tuning.

**Likelihood** Denote the observations  $y(\tau) = (y_1(\tau_1), \dots, y_D(\tau_D))$  where  $\tau_d = (\tau_{d,1}, \dots, \tau_{d,N_d})$  is the set of  $N_d$  observation time points for the  $d$ -th component. We allow different components to be observed at different sets of time points, but none of the component can be completely missing, that is  $N_d > 0 \forall d$ . For simplicity, assuming the observation noise for the  $d$ -th component are i.i.d. zero mean Gaussian random variable with variance  $\sigma_d^2$ , then the observation likelihood is

$$Y_d(\tau_d) | X_d(\tau_d) = x_d(\tau_d) \sim \mathcal{N}(x_d(\tau_d), \sigma_d^2 I_{N_d}). \quad (4)$$

Next, we introduce  $W$  that quantifies the difference between the time derivative  $\dot{X}(t)$  of GP and the ODE imposed gradient  $f(X(t), \theta, t)$  with any given  $\theta$ ,

$$W = \sup_{t \in [0, T], d \in \{1, \dots, D\}} \left| \dot{X}_d(t) - \{f(X(t), \theta, t)\}_d \right|. \quad (5)$$

Having  $W \equiv 0$ , the ideal case where the derivative function  $f$  defined by  $\theta$  is fully satisfied by  $X(t)$ , is to impose a *manifold constraint* on the GPs that model  $X(t)$ . However,  $W$  defined in (5) cannot be computed analytically since it is a supremum over an uncountable set. Thus, Yang et al. [40] propose an approximation  $W_{\mathcal{T}}$  by finite discretization on  $\mathcal{T} = (t_1, \dots, t_n) \subset [0, T]$ ,

$$W_{\mathcal{T}} = \max_{t \in \mathcal{T}, d \in \{1, \dots, D\}} \left| \dot{X}_d(t) - \{f(X(t), \theta, t)\}_d \right|. \quad (6)$$

It follows that a computable closed-form likelihood associated with the manifold constraint is

$$p\{W_{\mathcal{T}} = 0 | X(\mathcal{T}) = x(\mathcal{T}), \Theta = \theta\} = p\{\dot{X}(\mathcal{T}) = f(x(\mathcal{T}), \theta, t) | X(\mathcal{T}) = x(\mathcal{T}), \Theta = \theta\}. \quad (7)$$

Note that the time derivative  $\dot{X}(t)$  of GP is also a GP with specific mean and covariance function (see Appendix A), so (7) is the p.d.f. of some multivariate Gaussian distribution.

**Posterior** It follows that the posterior distribution of  $X(t)$  and  $\Theta$  is

$$\begin{aligned} & p\{\Theta = \theta, X(\mathcal{T}) = x(\mathcal{T}) | W_{\mathcal{T}} = 0, Y(\tau) = y(\tau)\} \\ & \propto \pi_{\Theta}(\theta) \times \underbrace{p\{X(\mathcal{T}) = x(\mathcal{T})\}}_{(3)} \times \underbrace{p\{Y(\tau) = y(\tau) | X(\tau) = x(\tau)\}}_{(4)} \times \underbrace{p\{W_{\mathcal{T}} = 0 | X(\mathcal{T}) = x(\mathcal{T}), \Theta = \theta\}}_{(7)}. \end{aligned} \quad (8)$$

Both (3), (4), and (7) are all p.d.f. of some multivariate normal distributions, so we can easily derive the log-posterior function (see Appendix B) for the inference.

## 4 MAGI-X: MAGI for unknown ODEs

Now consider the problem where the derivative function  $f$  is *completely unknown*. Heinonen et al. [13] and Ridderbusch et al. [30] both consider using vector-valued GP to model the unknown derivative function  $f$ . This suffers the computational complexity of  $\mathcal{O}((DM)^3)$  from computing the inverse of the covariance matrix, where  $M$  is the number of ‘‘inducing’’ locations, the set of spacing-filling points in the hypercube defined by the range of observation values, that the vector-valued GP interpolates (see Heinonen et al. [13] for details).  $M$  increases as the number of components  $D$  grows, and the usual rule of thumb is  $M = 10D$  from the design of experiment literature. In this paper we consider an alternative class of powerful approximators, the neural networks, in which we can enjoy stochastic gradient descent (SGD) for more efficient learning. Moreover, the *expressive power* of the neural network is not only well studied theoretically [7, 15, 3, 19, 9, 33, 31, 21, 26], but more importantly, it has shown great success in practice, making it a perfect choice for modelling  $f$ .

**Key idea** Though powerful, neural network is still inherently a parametric model parameterized by its connection weights and biases. By using a neural network to model the unknown derivative function  $f$ , we can employ MAGI discussed in Section 3 to efficiently identify the network parameters  $\theta$  such that the learned neural network well approximates  $f$ , leading to our proposed method MAGI-X.

**Prior** For the network parameters  $\theta$ , the natural prior choice is a non-informative prior, that is  $\pi(\theta) \propto 1$ . The noise variance  $\sigma^2 = (\sigma_1^2, \dots, \sigma_D^2)$  is generally not known a priori, so a non-informative prior is also applied,  $p(\sigma^2) \propto 1$ .

**Objective function** From Section 3, we show that the random variable  $W$  associated with the *manifold constraint* requires an approximation  $W_{\mathcal{T}}$  on finite set of discretized time points  $\mathcal{T}$ .  $W_{\mathcal{T}} \rightarrow W$  monotonically as  $\mathcal{T}$  becomes dense [40]. Thus, we suggest to choose  $\mathcal{T}$  that is a much finer discretization than the observation time points, where  $|\mathcal{T}| > N_d \forall d$ , but this leads to the stronger emphasis on the GP prior (3) and the manifold constraint likelihood (7) in the posterior (8), especially if we allow the cardinality of  $\mathcal{T}$  to grow for a better approximation. To balance out the influence

---

**Algorithm 1:** MAGI-X.

---

**Input:** observations  $y(\tau) = \{y_d(\tau_d)\}_{d=1}^D$ , the set of discretization time points  $\mathcal{T} = (t_1, \dots, t_n)$ , and the neural network architecture with its associated parameters  $\theta$ .

*Initialization:*

• time standardization (see Appendix D for details).

**for**  $d = 1, \dots, D$  **do**

- fit GP regression on  $y_d(\tau_d)$  to identify the hyperparameters  $\phi_d$  and the noise variance  $\sigma_d^2$ .
- initialize  $x_d(\mathcal{T})$  using the predictive mean of the trained GP evaluated at  $\mathcal{T}$ .

**end**

• initialize  $\theta$  by optimize (9) as a function of  $\theta$  only by fixing  $x(\mathcal{T})$  and  $\{\sigma_d^2\}_{d=1}^D$  at initial values.

*Optimization:* block-wise update alternating between  $\theta$ ,  $x(\mathcal{T})$ , and  $\{\sigma_d^2\}_{d=1}^D$  to optimize (9).

**for**  $l = 1, \dots, L$  **do**

- gradient ascent on  $\theta$  with learning rate  $\eta_l^{(\theta)} = 0.005l^{-0.6}$ .
- gradient ascent on  $x(\mathcal{T})$  with learning rate  $\eta_l^{(x)} = 0.05(500 + l)^{-0.6}$ .
- closed form update for  $\{\sigma_d^2\}_{d=1}^D$ .

**end**

**Return:** optimized  $\theta$ ,  $x(\mathcal{T})$ , and  $\{\sigma_d^2\}_{d=1}^D$ .

---

from the observations and the discretization points, we introduce some tempering parameters on the observation likelihood (4), leading to the following objective function,

$$\arg \max_{\theta, x(\mathcal{T}), \sigma^2} \underbrace{\log p\{X(\mathcal{T}) = x(\mathcal{T})\}}_{(3)} + \underbrace{\log p\{W_{\mathcal{T}} = 0 | X(\mathcal{T}) = x(\mathcal{T}), \Theta = \theta\}}_{(7)} + \underbrace{\sum_{d=1}^D \frac{|\mathcal{T}|}{N_d} \log p\{Y_d(\tau) = y_d(\tau) | X_d(\tau) = x_d(\tau), \sigma_d^2\}}_{(4)}, \quad (9)$$

that we can solve for the Maximum a Posteriori (MAP) estimation of the tempering adjusted posterior via standard optimization algorithm such as gradient descent, L-BFGS-B, and etc (see below for our recommended optimization procedure). The MAP estimation for  $\theta$  is sufficient given that the uncertainty quantification of network weights and biases does not have good physical interpretation.

**Optimization procedure** There are two levels of functional approximation in MAGI-X: the manifold-constrained GP approximation of the true trajectory and the neural network approximation of the derivative function  $f$  that yields the constraint, making the optimization problem in (9) difficult to solve. Thus, a good robust initialization is required. We start with a time standardization (see Appendix D) to make sure that MAGI-X is numerically robust for problems across different time ranges. Next, following the initialization procedure in Yang et al. [40], we fit independent GP regressions on the observations of each component  $y_d(\tau_d)$ , and then initialize  $x_d(\mathcal{T})$  by the predictive mean of the GP regression at  $\mathcal{T}$ . The GP hyperparameters  $\{\phi_d\}_{d=1}^D$  and the noise variance  $\{\sigma_d^2\}_{d=1}^D$  are obtained by the empirical Bayes method (see Appendix A). To initialize  $\theta$ , we optimize over (9) as a function of only  $\theta$  while fixing  $x(\mathcal{T})$  and  $\{\sigma_d^2\}_{d=1}^D$  at their initialized values. The initialization procedure is equivalent to the two-step approach employed in Ridderbusch et al. [30] but with neural network for modeling  $f$ . However, in practice, we see that the learned dynamic from initialization generalizes poorly to unseen data, leading to bad forecasting performance. Thus, subsequent *feedback-loop* optimization alternating between  $x(\mathcal{T})$  and  $\theta$  is required. For computational efficiency, the hyperparameters  $\{\phi_d\}_{d=1}^D$  are kept fixed after initialization.

In the subsequent optimization stage, we consider the block-wise update alternating between  $\theta$ ,  $x(\mathcal{T})$ , and  $\sigma^2$ . Prior to each update of  $\theta$ , we perform a coordinate ascent on  $x(\mathcal{T})$ , yielding new input/output pairs  $\{x(\mathcal{T}), \dot{x}(\mathcal{T})\}$  for computing the gradient of  $\theta$ . In other words, thanks to the Bayesian GP framework, this approach naturally yields a generative mechanism that can simulate infinite reasonable yet slightly noisy input/output pairs for training the network parameters  $\theta$ . Moreover, the new set

of unseen input/output pair can also serve as a validation set to encourage generalization. However, given that at each iteration the input/output pairs are different, we are essentially doing SGD, and thus we employ a polynomially decayed learning rate  $\eta_l = a(b + l)^{-\gamma}$  at the  $l$ -th iteration. Algorithm 1 details the optimization procedure of MAGI-X, and some minor implementation details for numerical stability are discussed in Appendix D.

## 5 Simulation results

In this section we study the performance of MAGI-X on three benchmark systems: the FitzHugh-Nagumo (FN) in [10, 24], the Lotka-Volterra (LV) in [20], and the Hes1 in [14]. Their functional form are provided in Appendix C. We apply the log-transformation on LV and Hes1 since both are strictly positive systems. Our objective is to infer the *unknown* dynamic, so we have to assume the parametric forms are not available. We compare MAGI-X to the NPODE of Heinonen et al. [13] and the Neural ODE of Chen et al. [6] that both rely on the numerical integration. Implementation provided by the respective authors on Github are used. For the NPODE, we run it for 500 iterations as suggested. For the Neural ODE, we also run it for 500 iterations due to its long training time, and the adjoint method is used for the backpropagation as suggested for  $\mathcal{O}(1)$  memory.

**Data generation** All groundtruth data are simulated using numerical integration. Since FN, LV, and Hes1 are all oscillators, we obtain the true trajectory on 321 equal spaced-out time points that approximately form four to five cycles (see dashed lines in Figure 2). To generate the noisy observations  $y(\tau)$  that are fed into the learning algorithm, we only use one fourth *subset* time points  $\tau$  of the first 161 data points with added i.i.d. Gaussian random noise, and the rest 160 points are left for forecasting performance evaluation. Thus, we refer to the first 161 points as *fitting* phase, and the rest 160 points as *forecasting* phase.

**Evaluation metric** To evaluate how good the model recover the true system, we employ the trajectory root mean squared error (RMSE) as the evaluation metric. We compute the trajectory RMSE for (i) different components, (ii) different phases: fitting vs. forecasting, and (iii) different types: inferred vs. reconstructed. The *inferred* trajectory refers to the  $x(\mathcal{T})$  from the output of MAGI-X (Algorithm 1) plus the forecast trajectory computed via numerical integration with initial condition being the last point of  $x(\mathcal{T})$ . The *reconstructed* trajectory refers to the trajectory computed via numerical integration with initial condition being the inferred  $x_0$ , i.e., the first point of inferred  $x(\mathcal{T})$ . Both comparison algorithm NPODE and Neural ODE only yields the *reconstructed* trajectory, since they do not infer the underlying process  $x(t)$  directly. We emphasize that numerical integration is only used for the evaluation and forecast in MAGI-X, and during the in-sample fitting of MAGI-X, *no numerical integration is ever needed*.

**MAGI-X setting** First is regarding to the discretization  $\mathcal{T}$ . Given that  $y(\tau)$  are from the fitting phase only, we use the same first 161 equal spaced-out time points for  $\mathcal{T} = \{t_1, t_2, \dots, t_{161}\}$  that is much denser than the observation time points  $\tau$ , and this also allows for easy computation of the *inferred* trajectory RMSE. In general, we suggest four times finer discretization than the number of available observations. Next, for the GP covariance function, we employ the Matérn kernel with degree of freedom 2.01 that is suggested in Yang et al. [40] (See Appendix A) to ensure the kernel is only twice differentiable. In practice, the Matérn kernel is generally more robust than the commonly used Radial Basis Function (RBF) kernel for our problem of interest, as the covariance matrix of the GP derivative would be too smooth if RBF kernel is used. For the neural network, we use the ReLU activation function. In this section we only present the result for the neural network with a single hidden layer of 512 nodes that yields the best performance, but we provide the comparison of different network structures in Appendix C for the interested readers. Similarly, for a fair comparison, the same network structure is used in the Neural ODE. Last, we run MAGI-X for 2,500 iterations.

### 5.1 Fully Observed System

We first consider the simple case where all components share the same set of observation time points, i.e.,  $\tau_1 = \dots = \tau_D$ . In other words, at any particular observation time point, we have data for all components in the system, which is the general setting considered in existing literature. We simulate 41 noisy observations at one-out-of-every-four points from the fitting phase (first 161 points), i.e.,

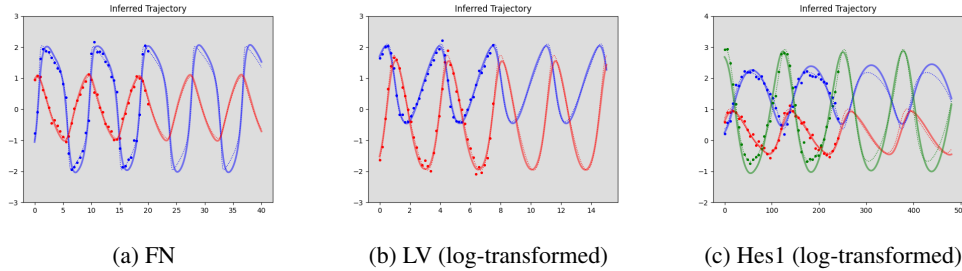


Figure 2: Comparison of the inferred trajectory (solid line) to the groundtruth trajectory (dotted lines) after applying MAGI-X (Algorithm 1) on the 41-point fully observed data (circles).

Table 1: Means and standard deviations of trajectory RMSEs over 100 runs with full observations. The best results are highlighted in red boldface.

Phase	Model	Trajectory	FN		LV		Hes1		
			$x_1$	$x_2$	$x_1$	$x_2$	$x_1$	$x_2$	$x_3$
Fitting	NPODE	Reconstructed	0.25 ± 0.14	0.06 ± 0.04	<b>0.04 ± 0.01</b>	<b>0.05 ± 0.01</b>	1.46 ± 1.37	1.25 ± 1.17	2.07 ± 1.35
	Neural ODE (512)	Reconstructed	1.11 ± 0.34	0.48 ± 0.17	0.39 ± 0.18	0.65 ± 0.41	-	-	-
	MAGI-X (512)	Reconstructed	<b>0.21 ± 0.02</b>	<b>0.05 ± 0.01</b>	0.06 ± 0.01	0.07 ± 0.03	0.12 ± 0.05	0.06 ± 0.02	0.13 ± 0.03
Forecasting	NPODE	Reconstructed	0.32 ± 0.25	0.11 ± 0.11	<b>0.07 ± 0.04</b>	<b>0.09 ± 0.05</b>	1.58 ± 1.48	1.39 ± 1.30	2.21 ± 1.39
	Neural ODE (512)	Reconstructed	1.40 ± 0.34	0.63 ± 0.18	0.59 ± 0.20	0.91 ± 0.36	-	-	-
	MAGI-X (512)	Reconstructed	<b>0.21 ± 0.03</b>	<b>0.06 ± 0.02</b>	0.12 ± 0.10	0.18 ± 0.24	0.25 ± 0.14	0.13 ± 0.07	0.30 ± 0.17
		Inferred	<b>0.21 ± 0.03</b>	<b>0.06 ± 0.02</b>	0.09 ± 0.04	0.12 ± 0.06	<b>0.24 ± 0.14</b>	<b>0.13 ± 0.06</b>	<b>0.30 ± 0.16</b>

Table 2: Means and standard deviations of computational time (seconds) over 100 simulated runs. All experiments are ran under the same CPU setting.

Model	FN	LV	Hes1
NPODE	42.82 ± 3.78	42.78 ± 3.79	102.88 ± 28.16
Neural ODE (512)	570.08 ± 35.15	511.52 ± 67.83	-
MAGI-X (512)	16.64 ± 0.75	17.05 ± 0.87	21.44 ± 3.51

$\tau_d = \{t_1, t_5, \dots, t_{157}, t_{161}\} \forall d$ . We use the same noise level in Heinonen et al. [13] with variance  $\sigma_d^2 = 0.1^2 \forall d$ . The circles in Figure 2 shows one set of the 41-point synthetic noise-contaminated observations from the FN, LV, and Hes1 systems. Figure 2 shows the inferred trajectory (solid line) learned by MAGI-X (Algorithm 1), and we can see that it recovers the true trajectory (dashed line) well visually for the FN and LV system. For the Hes1 example, MAGI-X is able to capture the periodic pattern but slightly over-estimates the peaks of some components. However, we see that the inferred trajectory over-smooth the true dynamic in all three examples, which is the inherent limitation of GP approximation due to the bias introduced by the prior.

To further assess the performance of MAGI-X and the comparison to the state-of-the-art methods, we simulate 100 independent datasets each with 41 noisy observations under the aforementioned setting but with different random seeds. Table 1 shows the mean and standard deviation trajectory RMSEs of NPODE, Neural ODE, and MAGI-X on the three benchmark systems. For the FN example, MAGI-X outperforms the NPODE and Neural ODE significantly in both fitting and forecasting phase. For the LV example, the performance of the inferred trajectory by MAGI-X is comparable to that of the NPODE, but the reconstructed trajectory underperforms in the forecasting phase with large standard deviation in  $x_2$  (0.24). This is because one of the trajectory diverges away from the observation domain, and after removing this outlier, the means and standard deviation of RMSE in reconstructed  $x_2$  is  $0.16 \pm 0.12$ , which is only slightly worse than NPODE. We will discuss more about this numerical issue and possible solution in Section 6. For the Hes1 example, the performance of NPODE is disastrous, which could be due to the numerical instability by the large time scale (in 100s) of Hes1, where the time scale of FN and LV is in 10s. Thanks to the time standardization, MAGI-X does not suffer such instability and yields comparable results to the FN and LV examples. Details on the time standardization is discussed in Appendix D. The poor performance of the Neural ODE might be due to the fact that 500 iterations are not enough for convergence, but it already

Table 3: Means and standard deviations of trajectory RMSEs over 100 runs with partial observations.

Phase	Model	Trajectory	FN		LV		Hes1		
			$x_1$	$x_2$	$x_1$	$x_2$	$x_1$	$x_2$	$x_3$
Fitting	MAGI-X (512)	Reconstructed	$0.21 \pm 0.02$	$0.06 \pm 0.02$	$0.06 \pm 0.02$	$0.07 \pm 0.03$	$0.12 \pm 0.04$	$0.07 \pm 0.02$	$0.15 \pm 0.04$
		Inferred	$0.21 \pm 0.02$	$0.06 \pm 0.01$	$0.06 \pm 0.02$	$0.06 \pm 0.01$	$0.12 \pm 0.04$	$0.07 \pm 0.02$	$0.14 \pm 0.04$
Forecasting	MAGI-X (512)	Reconstructed	$0.21 \pm 0.04$	$0.06 \pm 0.03$	$0.13 \pm 0.10$	$0.19 \pm 0.15$	$0.29 \pm 0.14$	$0.17 \pm 0.07$	$0.39 \pm 0.18$
		Inferred	$0.21 \pm 0.03$	$0.06 \pm 0.03$	$0.11 \pm 0.07$	$0.15 \pm 0.09$	$0.29 \pm 0.13$	$0.17 \pm 0.07$	$0.39 \pm 0.17$

incurs a much larger computational cost than the NPODE and MAGI-X (see Table 2). Due to limited computational budgets, we do not run Neural ODE on the Hes1 example. Furthermore, Table 2 shows that under the same CPU setting, MAGI-X enjoys more than two times faster runtime than the NPODE on the two-component systems, and this computational saving is more significant on the three-component Hes1 system. This clearly shows the advantage of the MAGI-X on large system inference that is computationally prohibitive by NPODE or Neural ODE, not to mention that the performance of MAGI-X is comparable or even better than the two state-of-the-art methods.

## 5.2 Partially Observed System

On top of its significant computational advantage, MAGI-X is the first unknown ODEs inference method that provides a practical and complete solution to handle systems with asynchronous observation times, where  $\tau_1 \neq \dots \neq \tau_D$ . This is commonly seen in practice, since sensor failure or human error could possibly lead to missing observations of some components but not necessary the whole system at a particular time point. Thanks to the Bayesian GP framework, MAGI-X has a principal way for missing data imputation, which naturally takes care of the partial observation scenario without any modification to the algorithm. However, MAGI-X cannot recover a component that is completely unobserved, i.e.  $\tau_d = \emptyset$ , as it inevitably suffers from model identifiability issue.

To exam the robustness of MAGI-X against the partially observed systems, we consider simulating the noisy observations in the following extreme setting. For the two-component system FN and LV, we only allow the observation of one component at each time point. For a fair comparison to the results of the fully observed system, we keep the number of observations to be about 41, and thus letting  $\tau_1 = \{t_1, t_5, \dots, t_{161}\}$  and  $\tau_2 = \{t_3, t_7, \dots, t_{159}\}$ . Again, i.i.d. Gaussian random noise with variance  $\sigma_d^2 = 0.1^2 \forall d$  is applied to contaminate the groundtruth trajectory value. We simulate 100 independent partially observed datasets under the above setting, and Table 3 shows the means and standard deviations of the trajectory RMSEs. We can see that on the FN and LV systems, the results are comparable to the setting of fully observed system in Table 1, showing that MAGI-X still performs well even if only partial observations are available.

Let us now consider a even more challenging setting for the Hes1 system by letting  $\tau_1 = \{t_5, t_9, t_{17}, t_{21}, \dots, t_{161}\}$ ,  $\tau_2 = \{t_1, t_9, t_{13}, t_{21}, \dots, t_{157}\}$ , and  $\tau_3 = \{t_1, t_5, t_{13}, t_{17}, \dots, t_{161}\}$ . Here, (i) only two out of three components are observable at a particular time, (ii) the observation times are no longer equal spaced-out, (iii) only about 28 observations are available for each component, which is one third less than the 41 observations considered previously. We again simulate 100 independent datasets each with different i.i.d.  $0.1^2$  variance Gaussian random noise. Table 3 shows the means and standard deviations of the resulted trajectory RMSEs. Compared to the performance of the 41-point fully observed data in Table 1, we can see that it is about  $\sqrt{41/28}$  worse, well within the expected accuracy one can possibly hope for under this challenging example, further demonstrating the robustness of the MAGI-X on the partially observed systems that no existing method is able to handle.

## 6 Discussion

In this paper we further develop the MANifold-constrained Gaussian process Inference (MAGI) for learning the *unknown* ODEs where the associated derivative function  $f$  does not have known parametric form. We name our approach MAGI-X with X represents for the mysterious unknown dynamic, and the algorithm are presented in Algorithm 1. For the modeling of  $f$ , we employ the powerful universal approximator of neural network. From the numerical results on three benchmark systems presented in Section 5, we can see that MAGI-X not only performs comparably to the state-of-the-art methods, but more importantly, it enjoys drastic reduction in computation time by



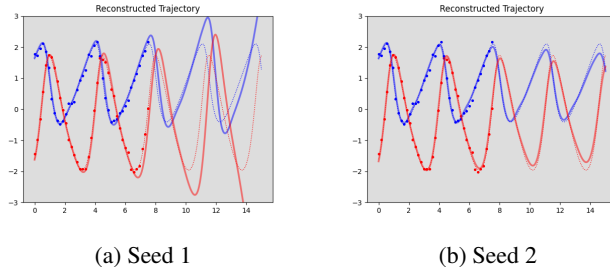


Figure 3: Comparison of the reconstructed trajectory (solid line) to the groundtruth trajectory (dotted lines) after applying MAGI-X (Algorithm 1) on the same set of 41-point noisy data (circles) from the LV system but with two different initialized random seed for the optimization procedure.

circumventing the costly numerical integration step, making the MAGI-X the only feasible choice for large-system inference. Moreover, the Bayesian GP framework utilized in the MAGI-X provides a principal way for the inference of partial observed systems that no other methods can handle.

As discussed in Section 4, the optimization problem (9) involved is difficult to solve as it requires two levels of functional approximation: the trajectory by manifold-constrained GP, and the unknown derivative function  $f$  by neural networks. The success of our algorithm relies on the block-wise update alternating between the  $x(\mathcal{T})$  and the network parameters  $\theta$ :  $x(\mathcal{T})$  is first updated by a small perturbation, and then  $\theta$  is updated to fit the perturbed  $x(\mathcal{T})$ . Consequently,  $\theta$  is trained with many probable  $x(\mathcal{T})$  generated during optimization, thus avoids over-fitting issue from sparse observation  $y(\tau)$ . This robust optimization essentially enforces the MAGI-X feedback loop with GP.

To ensure convergence, stochastic gradient descent (SGD) with polynomially decayed learning rate is used in MAGI-X. It shows robust performance from the repeated experiments presented in Section 5, but it still encounters a divergence case in the LV example, as the small errors accumulate in the trajectory propagation via numerical integration, and eventually push the trajectory to unseen domain where we do not have data for the neural network to learn the correct behavior (left panel of Figure 3). However, using a different initialized random seed for the optimization solves the problem (right panel of Figure 3). Thus, in real world usage, we can actually run MAGI-X with multiple random seeds and select the best one to avoid the possible divergence. Nevertheless, improvements are still encouraged. One promising solution is to provide a more variety of trajectories  $x(\mathcal{T})$  but are still within some credible interval of the true trajectory for training  $\theta$ , so the model has data for learning about auto-correction once the trajectory slightly deviates. Thus, one future direction is to replace SGD for the update of  $x(\mathcal{T})$  by the stochastic gradient Langevin dynamics [37] or stochastic gradient Markov Chain Monte Carlo [22] that are both stochastic gradient based samplers with carefully injected noise such that (i) “nosier” samples are available for the training of  $\theta$ , and (ii) the samples can represent the target posterior, so we can do uncertainty quantification for the inferred trajectory  $x(\mathcal{T})$ , where the current MAGI-X does not support.

Though we have achieve great success in using neural networks for good approximation of the unknown derivative function  $f$ , this is only useful for forecasting, as the neural networks are still black-box models that cannot provide any interpretations. One possible follow-up research direction is to recover the structure (parametric form) that is implicitly learned by the neural network, and functional ANOVA is a promising solution. The parametric form could then addresses the two major drawbacks of any powerful nonlinear approximator: (i) lack of interpretability, and (ii) poor extrapolation to unseen input. Moreover, this would provide an efficient end-to-end purely data-driven approach for identifying the parametric form that could best capture the unknown dynamic of interest without the need of domain knowledge.

Yet, a more realistic setting is when the system of ODEs is partially known, i.e., there exist some previously investigated parametric forms but all fail to capture the true dynamic underlying the actual observations. Previous approaches have tried to address the discrepancy by using the Kennedy-O’Hagan framework [17] on the trajectory level. With the recent development of learning unknown ODEs, we can easily adapt the Kennedy-O’Hagan framework on the derivative function level to correct the discrepancy between the existing inaccurate parametric form and the oracle but unknown derivative function  $f$ , which is another interesting future direction.

## References

- [1] S. Arik, C.-L. Li, J. Yoon, R. Sinha, A. Epshteyn, L. Le, V. Menon, S. Singh, L. Zhang, M. Nikoltchev, Y. Sonthalia, H. Nakhost, E. Kanal, and T. Pfister. Interpretable sequence learning for covid-19 forecasting. In H. Larochelle, M. Ranzato, R. Hadsell, M. F. Balcan, and H. Lin, editors, *Advances in Neural Information Processing Systems*, volume 33, pages 18807–18818. Curran Associates, Inc., 2020. URL <https://proceedings.neurips.cc/paper/2020/file/d9dbc51dc534921589adf460c85cd824-Paper.pdf>.
- [2] Y. Bard. Nonlinear parameter estimation. *SIAM Rev.*, 17(4):703–704, Oct. 1975. ISSN 0036-1445. doi: 10.1137/1017088. URL <https://doi.org/10.1137/1017088>.
- [3] A. R. Barron. Approximation and estimation bounds for artificial neural networks. *Machine learning*, 14(1):115–133, 1994.
- [4] M. Benson. Parameter fitting in dynamic models. *Ecological Modelling*, 6(2):97–115, 1979.
- [5] B. Calderhead, M. Girolami, and N. D. Lawrence. Accelerating bayesian inference over nonlinear differential equations with gaussian processes. In *Advances in neural information processing systems*, pages 217–224. Citeseer, 2009.
- [6] R. T. Q. Chen, Y. Rubanova, J. Bettencourt, and D. K. Duvenaud. Neural ordinary differential equations. In S. Bengio, H. Wallach, H. Larochelle, K. Grauman, N. Cesa-Bianchi, and R. Garnett, editors, *Advances in Neural Information Processing Systems*, volume 31. Curran Associates, Inc., 2018.
- [7] G. Cybenko. Approximation by superpositions of a sigmoidal function. *Mathematics of control, signals and systems*, 2(4):303–314, 1989.
- [8] F. Dondelinger, D. Husmeier, S. Rogers, and M. Filippone. Ode parameter inference using adaptive gradient matching with gaussian processes. In *Artificial intelligence and statistics*, pages 216–228. PMLR, 2013.
- [9] R. Eldan and O. Shamir. The power of depth for feedforward neural networks. In *Conference on learning theory*, pages 907–940. PMLR, 2016.
- [10] R. FitzHugh. Impulses and physiological states in theoretical models of nerve membrane. *Biophysical journal*, 1(6):445–466, 1961.
- [11] J. González, I. Vujačić, and E. Wit. Reproducing kernel hilbert space based estimation of systems of ordinary differential equations. *Pattern Recognition Letters*, 45:26–32, 2014.
- [12] M. Heinonen and F. d’Alché Buc. Learning nonparametric differential equations with operator-valued kernels and gradient matching. *arXiv preprint arXiv:1411.5172*, 2014.
- [13] M. Heinonen, C. Yildiz, H. Mannerström, J. Intosalmi, and H. Lähdesmäki. Learning unknown ode models with gaussian processes. In *International Conference on Machine Learning*, pages 1959–1968. PMLR, 2018.
- [14] H. Hirata, S. Yoshiura, T. Ohtsuka, Y. Bessho, T. Harada, K. Yoshikawa, and R. Kageyama. Oscillatory expression of the bhlh factor hes1 regulated by a negative feedback loop. *Science*, 298(5594):840–843, 2002.
- [15] K. Hornik, M. Stinchcombe, and H. White. Multilayer feedforward networks are universal approximators. *Neural networks*, 2(5):359–366, 1989.
- [16] D. Karlen. Characterizing the spread of covid-19. *arXiv preprint arXiv:2007.07156*, 2020.
- [17] M. C. Kennedy and A. O’Hagan. Bayesian calibration of computer models. *Journal of the Royal Statistical Society: Series B (Statistical Methodology)*, 63(3):425–464, 2001.
- [18] W. O. Kermack and A. G. McKendrick. Contributions to the mathematical theory of epidemics–i. 1927. *Bulletin of mathematical biology*, 53(1-2):33–55, 1991.

- [19] H. W. Lin, M. Tegmark, and D. Rolnick. Why does deep and cheap learning work so well? *Journal of Statistical Physics*, 168(6):1223–1247, 2017.
- [20] A. J. Lotka. The growth of mixed populations: Two species competing for a common food supply. *Journal of the Washington Academy of Sciences*, 22(16/17):461–469, 1932. ISSN 00430439. URL <http://www.jstor.org/stable/24530449>.
- [21] Z. Lu, H. Pu, F. Wang, Z. Hu, and L. Wang. The expressive power of neural networks: A view from the width. In I. Guyon, U. V. Luxburg, S. Bengio, H. Wallach, R. Fergus, S. Vishwanathan, and R. Garnett, editors, *Advances in Neural Information Processing Systems*, volume 30. Curran Associates, Inc., 2017. URL <https://proceedings.neurips.cc/paper/2017/file/32cbf687880eb1674a07bf717761dd3a-Paper.pdf>.
- [22] Y.-A. Ma, T. Chen, and E. B. Fox. A complete recipe for stochastic gradient mcmc. In *NIPS*, NIPS’15, page 2917–2925, Cambridge, MA, USA, 2015. MIT Press.
- [23] B. Macdonald, C. Higham, and D. Husmeier. Controversy in mechanistic modelling with gaussian processes. In *International conference on machine learning*, pages 1539–1547. PMLR, 2015.
- [24] J. Nagumo, S. Arimoto, and S. Yoshizawa. An active pulse transmission line simulating nerve axon. *Proceedings of the IRE*, 50(10):2061–2070, 1962.
- [25] M. Niu, S. Rogers, M. Filippone, and D. Husmeier. Fast parameter inference in nonlinear dynamical systems using iterative gradient matching. In *International Conference on Machine Learning*, pages 1699–1707. PMLR, 2016.
- [26] S. Park, C. Yun, J. Lee, and J. Shin. Minimum width for universal approximation. In *International Conference on Learning Representations*, 2021. URL <https://openreview.net/forum?id=0-XJwyoIF-k>.
- [27] M. Raissi, P. Perdikaris, and G. E. Karniadakis. Numerical gaussian processes for time-dependent and nonlinear partial differential equations. *SIAM Journal on Scientific Computing*, 40(1):A172–A198, 2018.
- [28] M. Raissi, P. Perdikaris, and G. E. Karniadakis. Multistep neural networks for data-driven discovery of nonlinear dynamical systems. *arXiv preprint arXiv:1801.01236*, 2018.
- [29] J. O. Ramsay, G. Hooker, D. Campbell, and J. Cao. Parameter estimation for differential equations: a generalized smoothing approach. *Journal of the Royal Statistical Society: Series B (Statistical Methodology)*, 69(5):741–796, 2007.
- [30] S. Ridderbusch, P. Goulart, and S. Ober-Blöbaum. Learning ode models with qualitative structure using gaussian processes. *arXiv preprint arXiv:2011.05364*, 2020.
- [31] D. Rolnick and M. Tegmark. The power of deeper networks for expressing natural functions. In *International Conference on Learning Representations*, 2018.
- [32] C. Rusmassen and C. Williams. *Gaussian process for machine learning*. MIT Press, Cambridge, MA, USA, 2006.
- [33] M. Telgarsky. Benefits of depth in neural networks. In *Conference on learning theory*, pages 1517–1539. PMLR, 2016.
- [34] B. van Domselaar and P. W. Hemker. Nonlinear parameter estimation in initial value problems. *Stichting Mathematisch Centrum. Numerieke Wiskunde*, 75(NW 18), 1975.
- [35] J. M. Varah. A spline least squares method for numerical parameter estimation in differential equations. *SIAM Journal on Scientific and Statistical Computing*, 3(1):28–46, 1982.
- [36] Y. Wang and D. Barber. Gaussian processes for bayesian estimation in ordinary differential equations. In *International conference on machine learning*, pages 1485–1493. PMLR, 2014.

- [37] M. Welling and Y. W. Teh. Bayesian learning via stochastic gradient langevin dynamics. In *Proceedings of the 28th international conference on machine learning (ICML-11)*, pages 681–688. Citeseer, 2011.
- [38] P. Wenk, A. Gotovos, S. Bauer, N. S. Gorbach, A. Krause, and J. M. Buhmann. Fast gaussian process based gradient matching for parameter identification in systems of nonlinear odes. In K. Chaudhuri and M. Sugiyama, editors, *Proceedings of the Twenty-Second International Conference on Artificial Intelligence and Statistics*, volume 89 of *Proceedings of Machine Learning Research*, pages 1351–1360. PMLR, 2019.
- [39] P. Wenk, G. Abbati, M. A. Osborne, B. Schölkopf, A. Krause, and S. Bauer. Odin: Ode-informed regression for parameter and state inference in time-continuous dynamical systems. *Proceedings of the AAAI Conference on Artificial Intelligence*, 34(04):6364–6371, Apr. 2020. doi: 10.1609/aaai.v34i04.6106. URL <https://ojs.aaai.org/index.php/AAAI/article/view/6106>.
- [40] S. Yang, S. W. Wong, and S. Kou. Inference of dynamic systems from noisy and sparse data via manifold-constrained gaussian processes. *Proceedings of the National Academy of Sciences*, 118(15), 2021.
- [41] W. Yang, S. Kandula, M. Huynh, S. K. Greene, G. Van Wye, W. Li, H. T. Chan, E. McGibbon, A. Yeung, D. Olson, et al. Estimating the infection-fatality risk of sars-cov-2 in new york city during the spring 2020 pandemic wave: a model-based analysis. *The Lancet Infectious Diseases*, 21(2):203–212, 2021.
- [42] D. Zou, L. Wang, P. Xu, J. Chen, W. Zhang, and Q. Gu. Epidemic model guided machine learning for covid-19 forecasts in the united states. *medRxiv*, 2020. doi: 10.1101/2020.05.24.20111989. URL <https://www.medrxiv.org/content/early/2020/05/25/2020.05.24.20111989>.

## A Gaussian process

We introduce the scalar-input scalar-output Gaussian process that is concerned in this paper. Following the definition in Rusmassen and Williams [32], a Gaussian Process is a collection of random variables such that any finite number of which have a joint multivariate Gaussian distribution, denoted by

$$X(t) \sim \mathcal{GP}(\mu, \mathcal{K}_\phi), \quad t \in \mathbb{R}, \quad (10)$$

where  $\mu : \mathbb{R} \rightarrow \mathbb{R}$  is the mean function and  $\mathcal{K}_\phi : \mathbb{R} \times \mathbb{R} \rightarrow \mathbb{R}$  is a positive definite covariance function parameterized by some hyperparameter  $\phi$ . For any finite set of time points  $\mathcal{T} = (t_1, \dots, t_n)$ , we have  $X(\mathcal{T}) \sim \mathcal{N}(\mu(\mathcal{T}), \mathcal{K}_\phi(\mathcal{T}, \mathcal{T}))$ .

It is typical that we only have noisy observations of the function values, i.e., we observe  $Y(t_i) = X(t_i) + \epsilon_i$  where we assume additive i.i.d. Gaussian random noise  $\epsilon_i \sim \mathcal{N}(0, \sigma^2)$ . It follows that

$$Y(\mathcal{T}) \sim \mathcal{N}(\mu(\mathcal{T}), \mathcal{K}_\phi(\mathcal{T}, \mathcal{T}) + \sigma^2 I_n) \quad (11)$$

Conditional on observing  $Y(\mathcal{T}) = y(\mathcal{T})$ , the predictive distribution of  $f$  at  $\mathcal{T}^* = (t_1^*, \dots, t_m^*)$  is

$$X(\mathcal{T}^*) | \mathcal{T}, Y(\mathcal{T}) = y(\mathcal{T}) \sim \mathcal{N}(\tilde{\mu}(\mathcal{T}^*), \text{c}\ddot{\text{ov}}(\mathcal{T}^*)), \quad (12)$$

where

$$\begin{aligned} \tilde{\mu}(\mathcal{T}^*) &= \mu(\mathcal{T}^*) + \mathcal{K}_\phi(\mathcal{T}^*, \mathcal{T})(\mathcal{K}_\phi(\mathcal{T}, \mathcal{T}) + \sigma^2 I_n)^{-1}(y(\mathcal{T}) - \mu(\mathcal{T})), \\ \text{c}\ddot{\text{ov}}(\mathcal{T}^*) &= \mathcal{K}_\phi(\mathcal{T}^*, \mathcal{T}^*) - \mathcal{K}_\phi(\mathcal{T}^*, \mathcal{T})(\mathcal{K}_\phi(\mathcal{T}, \mathcal{T}) + \sigma^2 I_n)^{-1}\mathcal{K}_\phi(\mathcal{T}, \mathcal{T}^*), \end{aligned} \quad (13)$$

can be derived using the property of conditional multivariate Gaussian distribution.

**Derivative of Gaussian process** Let us now derive the first order derivative  $\dot{X}(t)$  with respect to the input  $t$ . Since differentiation is a linear operator, the derivative of a Gaussian process is again a Gaussian process with some mean  $\dot{\mu}$  (see Appendix of Wenk et al. [38]), and the joint distribution of  $X(t)$  and  $\dot{X}(t)$  is

$$\begin{bmatrix} X(t) \\ \dot{X}(t) \end{bmatrix} \sim \mathcal{GP} \left( \begin{bmatrix} \mu \\ \dot{\mu} \end{bmatrix}, \begin{bmatrix} \mathcal{K}_\phi & \mathcal{K}'_\phi \\ {}'\mathcal{K}_\phi & \mathcal{K}''_\phi \end{bmatrix} \right), \quad (14)$$

where  $'\mathcal{K}_\phi = \frac{\partial}{\partial s}\mathcal{K}_\phi(s, t)$ ,  $\mathcal{K}'_\phi = \frac{\partial}{\partial t}\mathcal{K}_\phi(s, t)$ , and  $\mathcal{K}''_\phi = \frac{\partial}{\partial s \partial t}\mathcal{K}_\phi(s, t)$ . Conditional on observing  $X(\mathcal{T}) = x(\mathcal{T})$ , the distribution of  $\dot{X}(\mathcal{T})$  is

$$\dot{X}(\mathcal{T}) | X(\mathcal{T}) = x(\mathcal{T}) \sim \mathcal{N}(\dot{\mu}(\mathcal{T}), \text{c}\ddot{\text{ov}}(\mathcal{T})), \quad (15)$$

where

$$\begin{aligned} \dot{\mu}(\mathcal{T}) &= \dot{\mu}(\mathcal{T}) + {}'\mathcal{K}_\phi(\mathcal{T}, \mathcal{T})\mathcal{K}_\phi(\mathcal{T}, \mathcal{T})^{-1}(x(\mathcal{T}) - \mu(\mathcal{T})), \\ \text{c}\ddot{\text{ov}}(\mathcal{T}) &= \mathcal{K}''_\phi(\mathcal{T}, \mathcal{T}) - {}'\mathcal{K}_\phi(\mathcal{T}, \mathcal{T})\mathcal{K}_\phi(\mathcal{T}, \mathcal{T})^{-1}\mathcal{K}'_\phi(\mathcal{T}, \mathcal{T}), \end{aligned} \quad (16)$$

are derived again by the property of conditional multivariate Gaussian distribution.

**Hyperparameter Tuning** We now discuss the tuning of the hyperparameters  $\phi$ . Noted from previous studies, the performance of the Gaussian process based gradient constrained methods rely heavily on the quality of the hyperparameters  $\phi$ . Following Wenk et al. [38, 39], Yang et al. [40], we employ the empirical Bayes method to choose the hyperparameters  $\phi$  and the noise variance  $\sigma^2$  that maximizes the marginal likelihood of the observations  $y(\tau)$  defined in (11), that is to solve

$$\arg \max_{\phi, \sigma^2} p_{\mathcal{N}} \left( y(\tau); \mu(\mathcal{T}), \mathcal{K}_\phi(\mathcal{T}, \mathcal{T}) + \sigma^2 I_n \right) \quad (17)$$

where  $p_{\mathcal{N}}(\cdot; \mu, \Sigma)$  is the p.d.f. of multivariate Gaussian distribution with mean  $\mu$  and variance  $\Sigma$ . If  $\mu(\mathcal{T})$  is also not known apriori, we usually consider the prior mean function to be a constant function, i.e.  $\mu(\cdot) = c$  for some unknown constant  $c \in \mathbb{R}$ . This is employed in our implementation, and we find  $c$  by optimizing over  $c$  along with  $\phi$  and  $\sigma^2$  in (17). In the case where  $\mu(\cdot) = c$  is a constant function, then  $\dot{\mu}(\cdot) = 0$  in (14).

**Matérn covariance function** In this paper, we use the Matérn kernel with degree of freedom 2.01 that is suggested in Yang et al. [40]. The Matérn covariance function between any two points  $t_1$  and  $t_2$  with euclidean distance  $d = \|t_1 - t_2\|_2$  is

$$\mathcal{K}_\nu(t_1, t_2) = \mathcal{K}_\nu(d) = \omega^2 \frac{2^{1-\nu}}{\Gamma(\nu)} \left( \sqrt{2\nu} \frac{d}{\rho} \right)^\nu B_\nu \left( \sqrt{2\nu} \frac{d}{\rho} \right), \quad (18)$$

where  $\Gamma$  is the gamma function,  $B_\nu$  is the modified Bessel function of the second kind,  $\nu$  is the associated degree of freedom,  $\omega$  is the variance parameter, and  $\rho$  is the lengthscale parameter. The hyperparameters are  $\phi = \{\omega, \rho\}$ . Note that the modified Bessel function of the second kind satisfies the following recurrence relations:

$$\begin{aligned} \frac{-2\nu}{r} B_\nu(r) &= B_{\nu-1}(r) - B_{\nu+1}(r) \\ B'_\nu(r) &= -\frac{B_{\nu-1}(r) + B_{\nu+1}(r)}{2} \end{aligned} \quad (19)$$

and the following limit conditions:

$$\begin{aligned} \lim_{r \rightarrow 0} K_\nu(r) &= \infty \\ \lim_{r \rightarrow 0} r^\nu K_\nu(r) &= \frac{\Gamma(\nu)}{2^{1-\nu}}. \end{aligned} \quad (20)$$

Thus, it follows that  $\lim_{d \rightarrow 0} K_\nu(d) = \omega^2$ . Let us now compute the partial derivative of Matérn covariance function with respect to  $r = \sqrt{2\nu}d/\rho$ ,

$$\begin{aligned} \frac{\partial \mathcal{K}_\nu}{\partial r} &= \omega^2 \frac{2^{1-\nu}}{\Gamma(\nu)} \left\{ \nu r^{\nu-1} B_\nu(r) + r^\nu B'_\nu(r) \right\} \\ &= \left\{ \omega^2 \frac{2^{1-\nu}}{\Gamma(\nu)} r^\nu B_\nu(r) \right\} \left\{ \frac{\nu}{r} + \frac{B'_\nu(r)}{B_\nu(r)} \right\} \\ &= \mathcal{K}_\nu(d) \left\{ \frac{\nu}{r} + \frac{B'_\nu(r)}{B_\nu(r)} \right\}, \end{aligned} \quad (21)$$

with  $\lim_{r \rightarrow 0} \frac{\partial \mathcal{K}_\nu}{\partial r} = 0$  (see Appendix E for the proof). Given that we only consider one-dimensional inputs, the euclidean distance function can be simplified to be  $d = |t_1 - t_2|$ , and thus we have

$$\begin{aligned} \frac{\partial d}{\partial t_1} &= \frac{t_1 - t_2}{|t_1 - t_2|} \text{ if } t_1 \neq t_2 \text{ and } 0 \text{ if } t_1 = t_2, \\ \frac{\partial d}{\partial t_2} &= -\frac{t_1 - t_2}{|t_1 - t_2|} \text{ if } t_1 \neq t_2 \text{ and } 0 \text{ if } t_1 = t_2. \end{aligned} \quad (22)$$

One can recognize that  $\partial d / \partial t_2 = -\partial d / \partial t_1$ . By applying the chain rule, we can compute the first order partial derivative with respect to  $t_1$  by

$$\frac{\partial \mathcal{K}_\nu}{\partial t_1} = \frac{\partial \mathcal{K}_\nu}{\partial r} \frac{\partial r}{\partial d} \frac{\partial d}{\partial t_1}, \quad (23)$$

where  $\partial r/\partial d = \sqrt{2\nu}/\rho$ , and we can then compute  $\partial\mathcal{K}_\nu/\partial t_2 = -\partial\mathcal{K}_\nu/\partial t_1$ . Next, let us compute the second order partial derivative with respect to both  $t_1$  and  $t_2$ , that is

$$\frac{\partial^2\mathcal{K}_\nu}{\partial t_1\partial t_2} = \frac{\partial}{\partial t_1} \left( \frac{\partial\mathcal{K}_\nu}{\partial d} \frac{\partial d}{\partial t_2} \right) = \frac{\partial^2\mathcal{K}_\nu}{\partial d^2} \frac{\partial d}{\partial t_1} \frac{\partial d}{\partial t_2} + \frac{\partial\mathcal{K}_\nu}{\partial d} \frac{\partial^2 d}{\partial t_1\partial t_2} = -\frac{\partial^2\mathcal{K}_\nu}{\partial d^2}, \quad (24)$$

by the fact that  $\frac{\partial d}{\partial t_1} \frac{\partial d}{\partial t_2} = -\left(\frac{\partial d}{\partial t_1}\right)^2 = -1$  and  $\frac{\partial^2 d}{\partial t_1\partial t_2} = 0$ . This leave us to compute  $\partial^2\mathcal{K}_\nu/\partial d^2$ . Similarly, by using chain rule, we have

$$\frac{\partial^2\mathcal{K}_\nu}{\partial d^2} = \frac{\partial}{\partial d} \left( \frac{\partial\mathcal{K}_\nu}{\partial r} \frac{\partial r}{\partial d} \right) = \frac{\partial^2\mathcal{K}_\nu}{\partial r^2} \frac{\partial r}{\partial d} \frac{\partial r}{\partial d} + \frac{\partial\mathcal{K}_\nu}{\partial r} \frac{\partial^2 r}{\partial d^2} = \frac{\partial^2\mathcal{K}_\nu}{\partial r^2} \left( \frac{\partial r}{\partial d} \right)^2, \quad (25)$$

where  $\partial^2 r/\partial d^2 = 0$  from  $r = \sqrt{2\nu}d/\rho$  and

$$\begin{aligned} \frac{\partial^2\mathcal{K}_\nu}{\partial r^2} &= \omega^2 \frac{2^{1-\nu}}{\Gamma(\nu)} \left\{ \nu(\nu-1)r^{\nu-2}B_\nu(r) + 2\nu r^{\nu-1}B'_\nu(r) + r^\nu B''_\nu(r) \right\} \\ &= \left\{ \omega^2 \frac{2^{1-\nu}}{\Gamma(\nu)} r^\nu B_\nu(r) \right\} \left\{ \frac{\nu(\nu-1)}{r^2} + \frac{2\nu}{r} \frac{B'_\nu(r)}{B_\nu(r)} + \frac{B''_\nu(r)}{B_\nu(r)} \right\} \\ &= \mathcal{K}_\nu(d) \left\{ \frac{\nu(\nu-1)}{r^2} + \frac{2\nu}{r} \frac{B'_\nu(r)}{B_\nu(r)} + \frac{B''_\nu(r)}{B_\nu(r)} \right\}, \end{aligned} \quad (26)$$

with  $\lim_{r \rightarrow 0} \frac{\partial^2\mathcal{K}_\nu}{\partial r^2} = -\omega^2 \frac{1}{2(\nu-1)}$  (see Appendix E for the proof).

## B Log Posterior

Following the results in Appendix A, we have

$$X_d(\mathcal{T}) \sim \mathcal{N}\left(\mu_d(\mathcal{T}), C_d\right), \quad (27)$$

where  $C_d = \mathcal{K}_d(\mathcal{T}, \mathcal{T})$ , and

$$\dot{X}_d(\mathcal{T})|X_d(\mathcal{T}) = x_d(\mathcal{T}) \sim \mathcal{N}\left(\dot{\mu}_d(\mathcal{T}), K_d\right), \quad (28)$$

where

$$\begin{aligned} \dot{\mu}_d(\mathcal{T}) &= \dot{\mu}_d(\mathcal{T}) + {}'\mathcal{K}_d(\mathcal{T}, \mathcal{T})\mathcal{K}_d(\mathcal{T}, \mathcal{T})^{-1}(x_d(\mathcal{T}) - \mu_d(\mathcal{T})), \\ K_d &= \mathcal{K}_d''(\mathcal{T}, \mathcal{T}) - {}'\mathcal{K}_d(\mathcal{T}, \mathcal{T})\mathcal{K}_d(\mathcal{T}, \mathcal{T})^{-1}\mathcal{K}_d'(\mathcal{T}, \mathcal{T}), \end{aligned} \quad (29)$$

follows from (16). Thus,

$$\begin{aligned} &p(W_{\mathcal{T}} = 0|X(\mathcal{T}) = x(\mathcal{T}), \Theta = \theta) \\ &= \prod_{d=1}^D p\left(\dot{X}_d(\mathcal{T}) = \{f(x(\mathcal{T}), \theta, t_{\mathcal{T}})\}_d | X(\mathcal{T}) = x(\mathcal{T}), \Theta = \theta\right) \\ &= \prod_{d=1}^D p_{\mathcal{N}}\left(\{f(x(\mathcal{T}), \theta, t_{\mathcal{T}})\}_d; \dot{\mu}_d(\mathcal{T}), K_d\right), \end{aligned} \quad (30)$$

where  $p_{\mathcal{N}}(\cdot; \mu, \Sigma)$  is the p.d.f. of multivariate Gaussian distribution with mean  $\mu$  and variance  $\Sigma$ . Thus, the log posterior distribution function is

$$\begin{aligned}
& \log p\{\Theta = \theta, X(\mathcal{T}) = x(\mathcal{T}) | W_{\mathcal{T}} = 0, Y(\tau) = y(\tau)\} \\
&= \text{Const.} + \log \pi_{\Theta}(\theta) - \frac{1}{2} \sum_{d=1}^D \underbrace{\left\{ \log |C_d| + \|x_d(\mathcal{T}) - \mu_d(\mathcal{T})\|_{C_d^{-1}}^2 \right\}}_{(3)} + \\
&\quad \underbrace{N_d \log(\sigma_d^2) + \|y_d(\tau_d) - x_d(\tau_d)\|_{\sigma_d^{-2} I_{N_d}}^2}_{(4)} + \\
&\quad \underbrace{\left\{ \log |K_d| + \|\{f(x(\mathcal{T}), \theta, t_{\mathcal{T}})\}_d - \dot{\mu}_d(\mathcal{T})\|_{K_d^{-1}} \right\}}_{(7)}
\end{aligned} \tag{31}$$

where  $\|v\|_A^2 = v^T A v$  and  $|A|$  is the determinant of  $A$ .

## C Additional Simulation Results

In this paper, we consider the following three benchmark systems:

- The FitzHugh-Nagumo (FN) system was introduced by FitzHugh [10] and Nagumo et al. [24] for modeling the activation of an excitable system such as neuron. It is a two-component system determined by the following ODEs,

$$\begin{cases} \dot{x}_1 = c(x_1 - x_1^3/3 + x_2) \\ \dot{x}_2 = -(x_1 - a + bx_2)/c \end{cases} \tag{32}$$

where  $a = 0.2$ ,  $b = 0.2$ ,  $c = 3$ , and  $x(0) = (-1, 1)$ . The groundtruth trajectory from  $t = 0$  to  $t = 40$  obtained via numerical integration is presented in the left panel of Figure S1.

- The Lotka-Volterra (LV) system was introduced by Lotka [20] for modeling the dynamics of the predator-prey interaction. It is a two-component system determined by the following ODEs,

$$\begin{cases} \dot{x}_1 = ax_1 - bx_1x_2 \\ \dot{x}_2 = cx_1x_2 - dx_2 \end{cases} \tag{33}$$

where  $a = 1.5$ ,  $b = 1$ ,  $c = 1$ ,  $d = 3$ , and  $x(0) = (5, 0.2)$ . Given that both  $x_1$  and  $x_2$  are always strictly positive, we consider the log-transformation of the system in this paper. The groundtruth trajectory from  $t = 0$  to  $t = 12$  obtained via numerical integration is presented in the middle panel of Figure S1.

- The Hes1 system was introduced by Hirata et al. [14] for modeling the oscillation dynamic of Hes1 protein level ( $x_1$ ) and Hes1 mRNA level ( $x_2$ ) under the influence of a Hes1-interacting factor ( $x_3$ ). It is a three-component system determined by the following ODEs,

$$\begin{cases} \dot{x}_1 = -ax_1x_3 + bx_2 - cx_1 \\ \dot{x}_2 = -dx_2 + e/(1 + x_1^2) \\ \dot{x}_3 = -ax_1x_3 + f/(1 + x_1^2) - gx_3 \end{cases} \tag{34}$$

where  $a = 0.022$ ,  $b = 0.3$ ,  $c = 0.031$ ,  $d = 0.028$ ,  $e = 0.5$ ,  $f = 20$ ,  $g = 0.3$ , and  $x(0) = (1.438575, 2.037488, 17.90385)$ . Similarly, given that  $x_1$ ,  $x_2$ , and  $x_3$  are always strictly positive, we consider the log-transformation of the system in this paper. The groundtruth trajectory from  $t = 0$  to  $t = 480$  obtained via numerical integration is presented in the right panel of Figure S1.

MAGI-X utilizes the neural networks for modeling the unknown derivative function  $f$ . It would be interesting to investigate how different network structures might affect the performance of the modeling accuracy. The *expressive power* of the neural networks has been studied theoretically since the late 80's, starting with the pioneering work of Cybenko [7], Hornik et al. [15], Barron



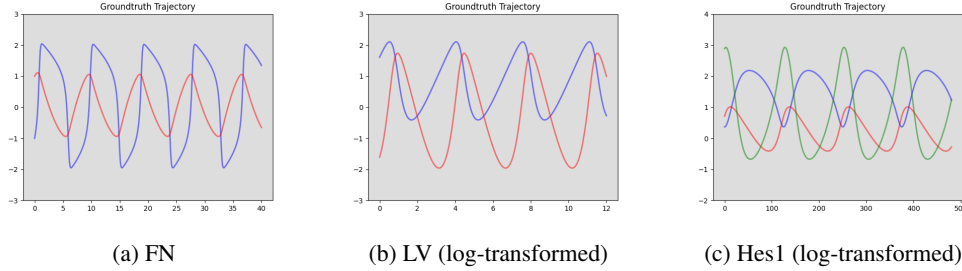


Figure S1: Groundtruth trajectory obtained using numerical integration.

Table S1: Means and standard deviations of trajectory RMSEs over 100 runs with full observations.

Phase	Model	Trajectory	FN		LV		Hes1		
			$x_1$	$x_2$	$x_1$	$x_2$	$x_1$	$x_2$	$x_3$
Fitting	MAGI-X (512)	Reconstructed	$0.21 \pm 0.02$	$0.05 \pm 0.01$	$0.06 \pm 0.01$	$0.07 \pm 0.03$	$0.12 \pm 0.05$	$0.06 \pm 0.02$	$0.13 \pm 0.03$
		Inferred	$0.21 \pm 0.02$	$0.05 \pm 0.01$	$0.05 \pm 0.01$	$0.06 \pm 0.01$	$0.11 \pm 0.05$	$0.06 \pm 0.01$	$0.12 \pm 0.04$
	MAGI-X (32,32,32)	Reconstructed	$0.38 \pm 0.10$	$0.06 \pm 0.02$	$0.05 \pm 0.02$	$0.07 \pm 0.03$	$0.08 \pm 0.03$	$0.06 \pm 0.02$	$0.13 \pm 0.05$
		Inferred	$0.37 \pm 0.10$	$0.05 \pm 0.01$	$0.05 \pm 0.01$	$0.05 \pm 0.01$	$0.08 \pm 0.03$	$0.06 \pm 0.02$	$0.12 \pm 0.05$
Forecasting	MAGI-X (512)	Reconstructed	$0.21 \pm 0.03$	$0.06 \pm 0.02$	$0.12 \pm 0.10$	$0.18 \pm 0.24$	$0.25 \pm 0.14$	$0.13 \pm 0.07$	$0.30 \pm 0.17$
		Inferred	$0.21 \pm 0.03$	$0.06 \pm 0.02$	$0.09 \pm 0.04$	$0.12 \pm 0.06$	$0.24 \pm 0.14$	$0.13 \pm 0.06$	$0.30 \pm 0.16$
	MAGI-X (32,32,32)	Reconstructed	$0.47 \pm 0.24$	$0.14 \pm 0.13$	$0.14 \pm 0.15$	$0.21 \pm 0.29$	$0.21 \pm 0.15$	$0.13 \pm 0.09$	$0.35 \pm 0.27$
		Inferred	$0.42 \pm 0.13$	$0.11 \pm 0.06$	$0.10 \pm 0.06$	$0.13 \pm 0.09$	$0.21 \pm 0.16$	$0.13 \pm 0.10$	$0.36 \pm 0.29$

[3] that state the universal approximation theorem: the neural networks can approximate arbitrary continuous function on a compact domain to any desired accuracy. The universal approximation theorem holds even for the shallow neural networks with single hidden layer, but this comes in the expense of requiring a very wide hidden layer with size being exponential of the input dimension even for approximating the simple multiplication [19]. Such inefficiency can be addressed by the use of deeper networks in some of the recent theoretical investigations: deep networks requires exponentially smaller number of neurons to achieve same approximation accuracy by the shallow networks [9, 33, 31]. For the deep networks to be universal approximator, they have to satisfy certain lower bound for the network width [21, 26].

Inspired by the aforementioned theoretical works, we consider both wide shallow network (one hidden layers with 512 nodes) and deeper network (three hidden layers each with 32 nodes) for the modeling of  $f$ . Table S1 shows the means and standard deviations of the trajectory RMSEs over 100 simulated runs with full observations under the same setting discussed in Subsection 5.1. We can see that the results are comparable but the wide shallow network (one hidden layers with 512 nodes) performs better on the two-component systems (FN and LV). Some numerical tricks such as batch normalization might be needed for yielding better and more robust performance from the deeper networks. This is left for future investigation.

## D Implementation Details

In this section, we discuss some implementation details that help avoid numerical instability.

**Time standardization** Given that the FN, LV, and Hes1 examples share similar magnitude in their component values but have very different time ranges (see Figure S1), some time standardization might help improve the robustness of the algorithm. Though different time unit would give theoretically equivalent system, we do observe that NPODE of Heinonen et al. [13] yields very bad performance on the Hes1 example (see Table 1), but such problem does not exist for the FN and LV systems (time range in the scale of 10s). Same phenomenon is also observed in MAGI-X *without* the time standardization. Given that both NPODE and MAGI-X rely on gradient update for parameters optimization, the performance is sensitive to the learning rate. Thus, the poor performance on the Hes1 example suggests that the learning rate chosen in NPODE and MAGI-X is robust for system with time scale of 10s, but it could be too large for system with time scales of 100s if the component values have similar magnitude. This leads to the need of time standardization. From simulation studies on the three benchmark problems with the learning rate used in Algorithm 1, we suggest the

following standardization scheme: standardize the data such that the distance between any two nearby time points is 0.05. Given that  $\mathcal{T}$  is the 161 equal spaced-out time points from fitting phase, we are essentially standardizing the fitting phase time range to 8 for all systems. What we propose now is an engineering solution, and a better standardization procedure will be investigated in future works.

**Cholesky decomposition** Optimizing over  $x(\mathcal{T})$  directly in solving the objective function (9) is usually not numerically preferred as the entries of  $x_d(\mathcal{T})$  are supposed to be correlated by the GP prior. Now consider  $U(\mathcal{T}) = (U_1(\mathcal{T}), \dots, U_D(\mathcal{T}))$  where

$$U_d(\mathcal{T}) = L_{C_d}^{-1}(X_d(\mathcal{T}) - \mu_d(\mathcal{T})) \Leftrightarrow X_d(\mathcal{T}) = \mu_d(\mathcal{T}) + L_{C_d}U_d(\mathcal{T}). \quad (35)$$

$L_{C_d}$  is the Cholesky decomposition of  $C_d = \mathcal{K}_d(\mathcal{T}, \mathcal{T})$ , i.e.,  $C_d = L_{C_d}L_{C_d}^T$ . We can see that  $U_d \sim \mathcal{N}(0, I_{|\mathcal{T}|})$ , where all the entries are independent. We make the change of variable from  $X(\mathcal{T})$  to  $U(\mathcal{T})$  in the objective function (9), and optimize over  $u(\mathcal{T}) = (u_1(\mathcal{T}), \dots, u_D(\mathcal{T}))$  where  $u_d(\mathcal{T}) = L_{C_d}^{-1}(x_d(\mathcal{T}) - \mu_d(\mathcal{T}))$  in the actual implementation. This leads to more robust performance when gradient update is employed.

## E Proof for the limit of Matérn covariance function's derivative at 0

**Claim 1:**  $\lim_{r \rightarrow 0} \frac{\partial \mathcal{K}_\nu}{\partial r} = 0$ .

*Proof.* Follow from (21) and apply the recurrence relations (19) and the limit conditions (20) of the modified Bessel function of the second kinds, we have

$$\begin{aligned} & \lim_{r \rightarrow 0} \frac{\partial \mathcal{K}_\nu}{\partial r} \\ &= \omega^2 \frac{2^{1-\nu}}{\Gamma(\nu)} \lim_{r \rightarrow 0} \left\{ \frac{\nu}{r} r^\nu B_\nu(r) + r^\nu B'_\nu(r) \right\} \\ &= \omega^2 \frac{2^{1-\nu}}{\Gamma(\nu)} \lim_{r \rightarrow 0} \left\{ \frac{\nu}{r} r^\nu B_\nu(r) + r^\nu \left( -\frac{B_{\nu-1}(r) + B_{\nu+1}(r)}{2} \right) \right\} \\ &= \omega^2 \frac{2^{1-\nu}}{\Gamma(\nu)} \lim_{r \rightarrow 0} \left\{ \frac{\nu r^\nu B_\nu(r) - \frac{1}{2} r^{\nu+1} B_{\nu+1}(r)}{r} - \frac{1}{2} r^\nu B_{\nu-1}(r) \right\} \\ &= \omega^2 \frac{2^{1-\nu}}{\Gamma(\nu)} \lim_{r \rightarrow 0} \frac{\nu r^\nu B_\nu(r) - \frac{1}{2} r^{\nu+1} B_{\nu+1}(r)}{r} \\ &= \omega^2 \frac{2^{1-\nu}}{\Gamma(\nu)} \lim_{r \rightarrow 0} \frac{\nu r^\nu \left\{ -\frac{r}{2\nu} (B_{\nu-1}(r) - B_{\nu+1}(r)) \right\} - \frac{1}{2} r^{\nu+1} B_{\nu+1}(r)}{r} \\ &= \omega^2 \frac{2^{1-\nu}}{\Gamma(\nu)} \lim_{r \rightarrow 0} \frac{-\frac{1}{2} r^{\nu+1} B_{\nu-1}(r)}{r} \\ &= \omega^2 \frac{2^{1-\nu}}{\Gamma(\nu)} \lim_{r \rightarrow 0} -\frac{1}{2} r^\nu B_{\nu-1}(r) \\ &= \omega^2 \frac{2^{1-\nu}}{\Gamma(\nu)} \lim_{r \rightarrow 0} r \left( -\frac{1}{2} r^{\nu-1} B_{\nu-1}(r) \right) \\ &= 0 \end{aligned} \quad (36)$$

□

**Claim 2:**  $\lim_{r \rightarrow 0} \frac{\partial^2 \mathcal{K}_\nu}{\partial r^2} = -\omega^2 \frac{1}{2(\nu-1)}$ .

*Proof.* Recursively applying the recurrence relations (19), we can compute that

$$B''(r) = \frac{1}{4} \left( B_{\nu-2}(r) + 2B_\nu(r) + B_{\nu+2}(r) \right). \quad (37)$$

Thus, applying the recurrence relations (19) and the limit conditions (20) to (26) as  $r \rightarrow 0$ , we have

$$\begin{aligned}
& \lim_{r \rightarrow 0} \frac{\partial^2 \mathcal{K}_\nu}{\partial r^2} \\
&= \omega^2 \frac{2^{1-\nu}}{\Gamma(\nu)} \lim_{r \rightarrow 0} \left\{ \frac{\nu(\nu-1)}{r^2} r^\nu B_\nu(r) + \frac{2\nu}{r} r^\nu B'_\nu(r) + r^\nu B''_\nu(r) \right\} \\
&= \omega^2 \frac{2^{1-\nu}}{\Gamma(\nu)} \lim_{r \rightarrow 0} \left\{ \frac{\nu(\nu-1)}{r^2} r^\nu B_\nu(r) + \frac{2\nu}{r} r^\nu \left( -\frac{B_{\nu-1}(r) + B_{\nu+1}(r)}{2} \right) + \right. \\
&\quad \left. r^\nu \frac{1}{4} \left( B_{\nu-2}(r) + 2B_\nu(r) + B_{\nu+2}(r) \right) \right\} \\
&= \omega^2 \frac{2^{1-\nu}}{\Gamma(\nu)} \lim_{r \rightarrow 0} \left\{ \frac{\nu(\nu-1)}{r^2} r^\nu B_\nu(r) - \nu r^{\nu-1} B_{\nu-1}(r) - \frac{\nu}{r^2} r^{\nu+1} B_{\nu+1}(r) + \right. \\
&\quad \left. \frac{r^2}{4} r^{\nu-2} B_{\nu-2}(r) + \frac{1}{2} r^\nu B_\nu(r) + \frac{1}{r^2} \frac{1}{4} r^{\nu+2} B_{\nu+2}(r) \right\} \tag{38} \\
&= \omega^2 \frac{2^{1-\nu}}{\Gamma(\nu)} \lim_{r \rightarrow 0} \left\{ -r^{\nu-1} B_{\nu-1}(r) + \left( -(\nu-1) r^{\nu-1} B_{\nu-1}(r) + \frac{1}{2} r^\nu B_\nu(r) \right) + \right. \\
&\quad \left. \frac{\nu(\nu-1) r^\nu B_\nu(r) - \nu r^{\nu+1} B_{\nu+1}(r) + \frac{1}{4} r^{\nu+2} B_{\nu+2}(r)}{r^2} \right\} \\
&= \omega^2 \frac{2^{1-\nu}}{\Gamma(\nu)} \lim_{r \rightarrow 0} \left\{ -r^{\nu-1} B_{\nu-1}(r) \right\} \\
&= \omega^2 \frac{2^{1-\nu}}{\Gamma(\nu)} \left\{ -\frac{\Gamma(\nu-1)}{2^{1-(\nu-1)}} \right\} \\
&= -\omega^2 \frac{1}{2(\nu-1)}
\end{aligned}$$

where

$$\lim_{r \rightarrow 0} \left( -(\nu-1) r^{\nu-1} B_{\nu-1}(r) + \frac{1}{2} r^\nu B_\nu(r) \right) = -(\nu-1) \frac{\Gamma(\nu-1)}{2^{1-(\nu-1)}} + \frac{1}{2} \cdot \frac{\Gamma(\nu)}{2^{1-\nu}} = 0 \tag{39}$$

and

$$\begin{aligned}
& \lim_{r \rightarrow 0} \frac{\nu(\nu-1) r^\nu B_\nu(r) - \nu r^{\nu+1} B_{\nu+1}(r) + \frac{1}{4} r^{\nu+2} B_{\nu+2}(r)}{r^2} \\
&= \lim_{r \rightarrow 0} \frac{\nu(\nu-1) r^\nu \left\{ -\frac{r}{2\nu} (B_{\nu-1}(r) - B_{\nu+1}(r)) \right\} - \nu r^{\nu+1} B_{\nu+1}(r) + \frac{1}{4} r^{\nu+2} B_{\nu+2}(r)}{r^2} \\
&= \lim_{r \rightarrow 0} \frac{-\frac{\nu-1}{2} r^{\nu+1} B_{\nu-1}(r) + \frac{\nu-1}{2} r^{\nu+1} B_{\nu+1}(r) - \nu r^{\nu+1} B_{\nu+1}(r) + \frac{1}{4} r^{\nu+2} B_{\nu+2}(r)}{r^2} \\
&= \lim_{r \rightarrow 0} \frac{-\frac{\nu-1}{2} r^{\nu+1} \left\{ -\frac{r}{2(\nu-1)} (B_{\nu-2}(r) - B_\nu(r)) \right\} - \frac{\nu+1}{2} r^{\nu+1} B_{\nu+1}(r) + \frac{1}{4} r^{\nu+2} B_{\nu+2}(r)}{r^2} \\
&= \lim_{r \rightarrow 0} \frac{-\frac{1}{4} r^{\nu+2} B_\nu(r) - \frac{\nu+1}{2} r^{\nu+1} B_{\nu+1}(r) + \frac{1}{4} r^{\nu+2} B_{\nu+2}(r)}{r^2} \tag{40} \\
&= \lim_{r \rightarrow 0} \frac{-\frac{\nu+1}{2} r^{\nu+1} B_{\nu+1}(r) - \frac{1}{4} r^{\nu+2} (B_\nu(r) - B_{\nu+2}(r))}{r^2} \\
&= \lim_{r \rightarrow 0} \frac{-\frac{\nu+1}{2} r^{\nu+1} B_{\nu+1}(r) - \frac{1}{4} r^{\nu+2} \left\{ -\frac{2(\nu+1)}{r} B_{\nu+1}(r) \right\}}{r^2} \\
&= \lim_{r \rightarrow 0} \frac{-\frac{\nu+1}{2} r^{\nu+1} B_{\nu+1}(r) + \frac{\nu+1}{2} r^{\nu+1} B_{\nu+1}(r)}{r^2} \\
&= \lim_{r \rightarrow 0} \frac{0}{r^2} \\
&= 0
\end{aligned}$$

and the last equality follows from the L'Hôpital's Rule.

□