

# kEDM: A Performance-portable Implementation of Empirical Dynamic Modeling using Kokkos

Keichi Takahashi  
Wassapon Watanakesuntorn  
Kohei Ichikawa  
keichi@is.naist.jp  
wassapon.watanakesuntorn.wq0@is.naist.jp  
ichikawa@is.naist.jp  
Nara Institute of Science and  
Technology  
Nara, Japan

Joseph Park  
josephpark@ieee.org  
U.S. Department of the Interior  
Homestead, Florida, USA

Ryousei Takano  
Jason Haga  
takano-ryousei@aist.go.jp  
jh.haga@aist.go.jp  
National Institute of Advanced  
Industrial Science and Technology  
Tsukuba, Japan

George Sugihara  
gsugihara@ucsd.edu  
University of California San Diego  
La Jolla, California, USA

Gerald M. Pao  
pao@salk.edu  
Salk Institute for Biological Studies  
La Jolla, California, USA

## ABSTRACT

Empirical Dynamic Modeling (EDM) is a state-of-the-art non-linear time-series analysis framework. Despite its wide applicability, EDM was not scalable to large datasets due to its expensive computational cost. To overcome this obstacle, researchers have attempted and succeeded in accelerating EDM from both algorithmic and implementational aspects. In previous work, we developed a massively parallel implementation of EDM targeting HPC systems (mpEDM). However, mpEDM maintains different backends for different architectures. This design becomes a burden in the increasingly diversifying HPC systems, when porting to new hardware. In this paper, we design and develop a performance-portable implementation of EDM based on the Kokkos performance portability framework (kEDM), which runs on both CPUs and GPUs while based on a single code-base. Furthermore, we optimize individual kernels specifically for EDM computation, and use real-world datasets to demonstrate up to 5.5 $\times$  speedup compared to mpEDM in convergent cross mapping computation.

## CCS CONCEPTS

• **Computing methodologies**  $\rightarrow$  **Parallel computing methodologies**; • **General and reference**  $\rightarrow$  *Performance*; • **Applied computing**  $\rightarrow$  *Mathematics and statistics*.

## KEYWORDS

Empirical Dynamic Modeling, Performance Portability, Kokkos, GPU, High Performance Computing

Permission to make digital or hard copies of all or part of this work for personal or classroom use is granted without fee provided that copies are not made or distributed for profit or commercial advantage and that copies bear this notice and the full citation on the first page. Copyrights for components of this work owned by others than ACM must be honored. Abstracting with credit is permitted. To copy otherwise, or republish, to post on servers or to redistribute to lists, requires prior specific permission and/or a fee. Request permissions from [permissions@acm.org](https://permissions.acm.org).

PEARC '21, July 18–22, 2021, Boston, MA, USA

© 2021 Association for Computing Machinery.

ACM ISBN 978-1-4503-8292-2/21/07...\$15.00

<https://doi.org/10.1145/3437359.3465571>

## ACM Reference Format:

Keichi Takahashi, Wassapon Watanakesuntorn, Kohei Ichikawa, Joseph Park, Ryousei Takano, Jason Haga, George Sugihara, and Gerald M. Pao. 2021. kEDM: A Performance-portable Implementation of Empirical Dynamic Modeling using Kokkos. In *Practice and Experience in Advanced Research Computing (PEARC '21)*, July 18–22, 2021, Boston, MA, USA. ACM, New York, NY, USA, 8 pages. <https://doi.org/10.1145/3437359.3465571>

## 1 INTRODUCTION

Empirical Dynamic Modeling (EDM) [2] is a state-of-the-art non-linear time-series analysis framework used for various tasks such as assessing the non-linearity of a system, making short-term forecasts, and identifying the existence and strength of causal relationships between variables. Despite its wide applicability, EDM was not scalable to large datasets due to its expensive computational cost. To overcome this challenge, several studies have been conducted to accelerate EDM by improving the algorithm [10] and taking advantage of parallel and distributed computing [14].

We tackle this challenge by taking advantage of modern HPC systems equipped with multi-core CPUs and GPUs. We have been developing a massively parallel distributed implementation of EDM optimized for GPU-centric HPC systems, which we refer to as *mpEDM*. In our previous work [22], we have deployed mpEDM on the AI Bridging Cloud Infrastructure (ABCI)<sup>1</sup> to obtain an all-to-all causal relationship map of all 10<sup>5</sup> neurons in an entire larval zebrafish brain. To date, this is the first causal analysis of a whole vertebrate brain at single neuron resolution.

Although mpEDM has successfully enabled EDM computation at an unprecedented scale, challenges remain. The primary challenge is *performance portability* across diverse hardware platforms. Recent HPC landscape has seen significant increase in the diversity of processors and accelerators. This is reflected in the design of upcoming exascale HPC systems, for example, the Frontier system at the Oak Ridge National Laboratory will use AMD EPYC CPUs and Radeon GPUs while the Aurora system at the Argonne National

<sup>1</sup><https://abci.ai>

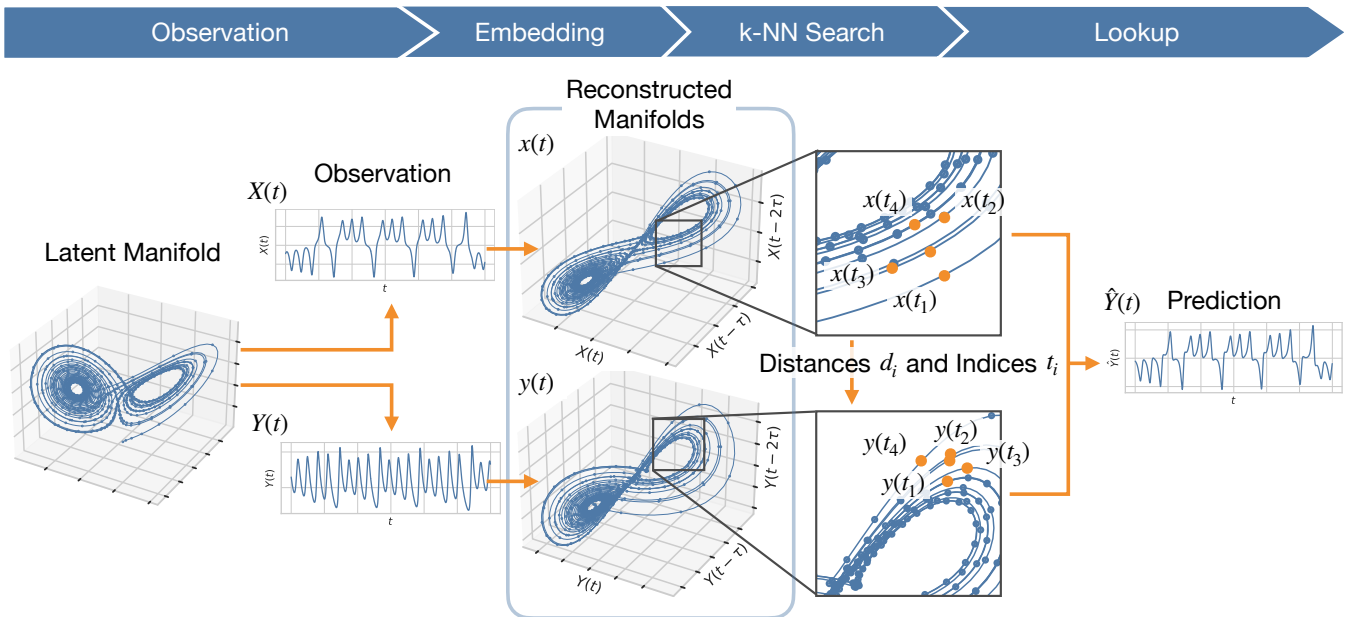


Figure 1: Overview of Convergent Cross Mapping (CCM)

Laboratory will employ Intel Xeon CPUs and Xe GPUs; additionally, the Fugaku system at RIKEN uses Fujitsu A64FX ARM CPUs.

The current design of HPC applications has failed to keep up with this trend of rapidly diversifying HPC systems. Computational application kernels are developed with the native programming model for the respective hardware (*e.g.*, CUDA on NVIDIA GPUs). mpEDM is no exception and maintains two completely independent backends for x86\_64 CPUs and NVIDIA GPUs. However, this design becomes a burden when supporting a diverse set of hardware platforms because a new backend needs to be developed and maintained for every platform. Based on this trend, various performance portability frameworks [3, 4] have emerged to develop performance-portable applications from single codebase.

In this paper, we use the Kokkos [1] framework and develop a performance-portable implementation of EDM that runs on both CPUs and GPUs, herein referred to as *kEDM*. This new implementation is based on a single-source design and facilitates the future development and porting to new hardware. Furthermore, we identify and take advantage of optimization opportunities in mpEDM and achieve up to 5.5× higher performance on NVIDIA V100 GPUs.

The rest of this paper is organized as follows: Section 2 first introduces EDM briefly and discusses the challenges in mpEDM; Section 3 presents *kEDM*, a novel implementation of EDM based on the Kokkos performance portability framework; Section 4 compares *kEDM* and mpEDM using both synthetic and real-world datasets and assesses the efficiency of *kEDM*; and finally Section 5 concludes the paper and discusses future work.

## 2 BACKGROUND

### 2.1 Empirical Dynamic Modeling (EDM)

Empirical Dynamic Modeling (EDM) [2, 25] is a non-linear time series analysis framework based on the Takens' embedding theorem [6, 19]. Takens' theorem states that given a time-series observation of a deterministic dynamical system, one can reconstruct the latent attractor manifold of the dynamical system using time-delayed embeddings of the observation. While the reconstructed manifold might not preserve the global structure of the original manifold, it preserves the local topological features (*i.e.*, a diffeomorphism).

Convergent Cross Mapping (CCM) [13, 18, 21] is one of the widely used EDM methods that identifies and quantifies the causal relationship between two time series variables. Figure 1 illustrates the overview of CCM. To assess if a time series  $Y(t)$  (hereinafter called *target*) causes another time series  $X(t)$  (hereinafter called *library*), CCM performs the following four steps:

- (1) *Embedding*: Both time series  $X$  and  $Y$  are embedded into  $E$ -dimensional state space using their time lags. For example, embedding of  $X$  is denoted by  $x$ , where  $x(t) = (X(t), X(t - \tau), \dots, X(t - (E - 1)\tau))$ . Here,  $\tau$  is the time lag and  $E$  is the embedding dimension, which is empirically determined and usually  $E < 20$  in real-world datasets.
- (2) *k-Nearest Neighbor Search*: For every library point  $x(t)$ , its  $E + 1$  nearest neighbors in the state space are searched. These neighbors form an  $E$ -dimensional simplex that encloses  $x(t)$  in the state space. We refer to these nearest neighbors as  $x(t_1), x(t_2), \dots, x(t_{E+1})$  and the Euclidean distance between  $x(t)$  and  $x(t_i)$  as  $d(t, t_i) = \|x(t) - x(t_i)\|$ .
- (3) *Lookup*: The prediction  $\hat{y}(t)$  for a target point  $y(t)$  is a linear combination of its neighbors  $y(t_1), y(t_2), \dots, y(t_{E+1})$ .

Specifically,

$$\hat{y}(t) = \sum_{i=1}^{E+1} \frac{w_i}{\sum_{i=1}^{E+1} w_i} \cdot y(t_i)$$

where

$$w_i = \exp \left\{ - \frac{d(t, t_i)}{\min_{1 \leq i \leq E} d(t, t_i)} \right\}$$

The prediction  $\hat{Y}(t)$  for  $Y(t)$  is made by extracting the first component of  $\hat{y}(t)$ .

- (4) *Assessment of Prediction:* Pearson’s correlation  $\rho$  between the target time series  $Y$  and the predicted time series  $\hat{Y}$  is computed to assess the predictive skill. If  $\rho$  is high, we conclude that  $Y$  “CCM-causes”  $X$ .

These four steps are repeated for all pair of time series when performing pairwise CCM between multiple time series. Out of these steps, the  $k$ -nearest neighbor search and the lookup consume significant runtime and need to be optimized. The  $k$ -nearest neighbor search and lookup in the state space are fundamental operations in EDM and generally dominate the runtime in other EDM algorithms as well. We showed in our previous work [22] that one can precompute the nearest neighbors for every point in  $x$  (all  $k$ -NN search) and store them as a lookup table of distances and indices. This table can then be used to make predictions for all target time series. This approach reduces the number of  $k$ -NN search and provides significant speedup.

## 2.2 Challenges in mpEDM

This subsection discusses the two major challenges in mpEDM<sup>2</sup>, our previous parallel implementation of EDM.

**2.2.1 Performance portability across diverse hardware.** The GPU backend of mpEDM was based on ArrayFire [11], a general purpose library for GPU computing. We chose ArrayFire primarily for its productivity and portability. ArrayFire provides CUDA and OpenCL backends to run on OpenCL devices. Although it also provides a CPU backend, most of the functions provided by the CPU backend are neither multi-threaded nor vectorized. We therefore developed our own implementation for CPUs using OpenMP.

As a result, mpEDM had an ArrayFire-based GPU implementation and an OpenMP-based CPU implementation of EDM, which double the maintenance cost. Considering the diversifying target hardware, a unified implementation that achieves consistent and reasonable performance across a diverse set of hardware is required.

**2.2.2 Kernels tailored for EDM.** Since mpEDM was relying on ArrayFire’s  $k$ -nearest neighbor search function `nearestNeighbour()`, we were unable to modify or tune the  $k$ -NN search to suit our use case and missed opportunities for further optimization. ArrayFire’s nearest neighbor function accepts arrays of reference and query points, and returns arrays of closest reference points and their distances for every query point. This interface is simple and easy-to-use; however, when applying to EDM, the time-delayed embedding needs to be performed on the CPU in advance and then passed on to ArrayFire. This hinders performance because it increases the

amount of memories copies between the CPU and the GPU and memory reads from GPU memory.

Another potential optimization opportunity is the partial sort function `topk()` invoked in the  $k$ -NN search. ArrayFire uses NVIDIA’s CUB<sup>3</sup> library to implement partial sort. CUB is a collection of highly optimized parallel primitives and is being used by other popular libraries such as Thrust<sup>4</sup>. ArrayFire’s `topk()` function divides the input array into equal sized sub-array and then calls CUB’s parallel radix sort function to sort each sub-array. It then extracts the top- $k$  elements from each sub-array and concatenates them into a new array. This is recursively repeated until the global top- $k$  elements are found. Even though this implementation is well-optimized, it may not be optimal for EDM because the target  $k$  is relatively small ( $\leq 20$ ).

Finally, we were unable to implement efficient lookups on GPU using ArrayFire. ArrayFire provides a construct for embarrassingly parallel computation called *GFOR* that allows one to perform independent for-loops in parallel. Although we were able to implement lookups using GFOR, the attained performance was poor. Managing memory consumption and memory copies was also challenging because ArrayFire implicitly allocates, deallocates and copies arrays.

## 3 KEDM

### 3.1 Overview

kEDM<sup>5</sup> is our performance-portable implementation of EDM based on the Kokkos framework. We retain the high-level design of mpEDM, but reimplement the whole application using Kokkos and optimize the bottleneck kernels (*i.e.*, all  $k$ -nearest neighbor search and lookup). To ensure the correctness of the implementation, outputs from kEDM are validated against mpEDM as well as the reference implementation of EDM (cppEDM<sup>6</sup>), using automated unit tests.

Prior to implementing kEDM, we have examined a number of popular performance portability frameworks. These include OpenMP, OpenACC, OpenCL and SYCL. We chose Kokkos because recent studies [3, 4, 12] have shown that it delivers portable performance on a large set of devices compared to its alternatives. In addition, it has already been adopted by multiple production applications [5, 8, 17]. SYCL and OpenMP are certainly attractive choices as they have grown rapidly over the last few years in terms of hardware coverage and delivered performance, but we still consider them immature compared to Kokkos at the point of writing this paper. Therefore, we choose Kokkos to implement kEDM.

### 3.2 Kokkos

Kokkos [1] is a performance portability framework developed at the Sandia National Laboratories. The aim of Kokkos is to abstract away the differences between low-level programming models such as OpenMP, CUDA and HIP, and exposes a high-level C++ programming interface to the developer. Kokkos allows developers to build cross-platform and performance-portable applications on a single codebase.

<sup>3</sup><https://nvlabs.github.io/cub>

<sup>4</sup><https://github.com/NVIDIA/thrust>

<sup>5</sup><https://github.com/keichi/kEDM>

<sup>6</sup><https://github.com/SugiharaLab/cppEDM>

<sup>2</sup><https://github.com/keichi/mpEDM>

**Listing 1: Basic data parallel loop**

```

1 Kokkos::parallel_for(RangePolicy<ExecSpace>(N),
2 KOKKOS_LAMBDA(int i) {
3     y(i) = a * x(i) + y(i);
4 });

```

**Listing 2: Hierarchical data parallel loop**

```

1 parallel_for(TeamPolicy<ExecSpace>(M, AUTO),
2 KOKKOS_LAMBDA(const member_type &member) {
3     int i = member.team_rank();
4     float sum = 0.0f;
5
6     parallel_reduce(TeamThreadRange(member, N),
7 [=] (int j, float &tmp) {
8         tmp += A(i, j) * x(j);
9     }, sum);
10
11     single(PerTeam(member),
12 [=] () {
13         y(i) = sum;
14     });
15 });

```

To parallelize a loop in the Kokkos programming model, the developer specifies (1) the parallel pattern, (2) computational body, and (3) execution policy of the loop. Available parallel patterns include parallel-for, parallel-reduce and parallel-scan. The computational body of a loop is given as a lambda function.

The execution policy defines how a loop is executed. For example, RangePolicy defines a simple 1D range of indices. TeamPolicy and TeamThreadRange are used to launch teams of threads to exploit the hierarchical parallelism of the hardware. For example, on a GPU, teams and threads map to thread blocks and threads within thread blocks, respectively. On a CPU, teams map to physical cores and threads map to hardware threads within cores. TeamPolicy gives access to team-private and thread-private scratch memory, an abstraction of shared memory in GPUs. Each execution policy is bound to an execution space, an abstraction of where the code runs. The latest release of Kokkos supports Serial, OpenMP, OpenMP Target, CUDA, HIP, Pthread, HPX and SYCL as execution spaces.

Views are fundamental data types in Kokkos that represent homogeneous multidimensional arrays. Views are explicitly allocated by the user and deallocated automatically by Kokkos using reference counting. Each view is associated to a memory space, an abstraction of where the data resides.

Listing 1 shows a vector addition kernel implemented in Kokkos. In this example, a parallel-for loop is launched that iterates over the 1D range  $[1, N]$ . Listing 2 shows a matrix vector multiplication kernel leveraging hierarchical parallelism. The outer parallel-for loop launches  $M$  teams that each computes one row of the output vector  $y$ . The inner parallel-reduce computes the dot product between one row in  $A$  and  $x$ .

### 3.3 All $k$ -Nearest Neighbor Search

We implement the all  $k$ -NN search using an exhaustive approach similar to [7]. That is, we first calculate the pairwise distances between all embedded library points in the state space and obtain a pairwise distance matrix. Subsequently, each row of the obtained

distance matrix is partially sorted to find the distances and indices of the top- $k$  closest points.

**3.3.1 Pairwise distances.** As discussed in Section 2.2, storing the time-delayed embeddings in memory and then calculating the pairwise distances is inefficient since it increases memory access. Instead, we simultaneously perform the time delayed embedding and distance calculation.

Algorithm 1 shows the pairwise distance calculation algorithm in kEDM. Using Kokkos' TeamPolicy and TeamThreadRange, we map the outer-most  $i$ -loop to thread teams and the  $j$ -loop to threads within a team. A consideration on CPU is which loop to vectorize. Since the inner-most  $k$ -loop is short ( $E \leq 20$ ) in our use case, vectorizing it is not profitable. We therefore use Kokkos' SIMD types<sup>7</sup> to vectorize the  $j$ -loop. SIMD types are short vector with overloaded operators that map to intrinsic functions. SIMD types are mapped to scalars on GPUs and do not impose any overhead. Note that the library time series  $x$  is reused if  $E > 1$  and we can expect more reuse with larger  $E$ . In addition, we explicitly cache  $x(k\tau + i)$  (where  $k = [1, E]$ ) on team-local scratch memory to speed up memory access.

**Algorithm 1: Pairwise distances**


---

```

Input: Library time series  $x$  of length  $L$ 
Output:  $L \times L$  pairwise distance matrix  $D$ 
// TeamPolicy
1 parallel for  $i \leftarrow 1$  to  $L$  do
    // TeamThreadRange
2     parallel for  $j \leftarrow 1$  to  $L$  do
3          $D(i, j) \leftarrow 0$ 
4         for  $k \leftarrow 1$  to  $E$  do
5              $D(i, j) \leftarrow D(i, j) + (x(k\tau + i) - x(k\tau + j))^2$ 
6         end
7     end
8 end

```

---

**3.3.2 Top- $k$  search.** The top- $k$  search kernel is particularly challenging to implement in a performance-portable manner because state-of-the-art top- $k$  search algorithms [9, 16] are usually optimized for specific hardware. Thus, we designed and implemented a top- $k$  search algorithm that works on both CPU and GPU efficiently.

Algorithm 2 outlines our top- $k$  search algorithm. In our algorithm, each thread team finds the top- $k$  elements from one row of the distance matrix. Each thread within a thread team maintains a local priority queue on team-private scratch memory that holds the top- $k$  elements it has seen so far. Threads read the distance matrix in a coalesced manner and push the distances and indices to their local priority queues. Once all elements are processed, one leader thread in each thread team merges the local queues within the team and writes the final top- $k$  elements to global memory.

### 3.4 Lookup

To increase the degree of parallelism and reuse of precomputed distance and index matrices, we implement batched lookups. That

<sup>7</sup><https://github.com/Kokkos/simd-math>

**Algorithm 2:** Partial sort

---

```

Input:  $L \times L$  pairwise distance matrix  $D$ 
Output:  $L \times k$  top- $k$  distance matrix  $D_k$  and index matrix  $I_k$ 
// TeamPolicy
1 parallel for  $i \leftarrow 1$  to  $L$  do
  // TeamThreadRange
2   parallel for  $j \leftarrow 1$  to  $L$  do
3     Insert  $D(i, j)$ ,  $j$  into local priority queue
4   end
5   for  $j \leftarrow 1$  to  $k$  do
6     for  $j \leftarrow 1$  to # of threads in the team do
7        $D_k(i, j)$ ,  $I_k(i, j) \leftarrow$  Pop element from priority
8         queue
9       end
10    end
    // Normalize  $D_k$ 
11 end

```

---

is, we perform the lookups for multiple target time series in parallel. CCM requires the library time series to be embedded in the optimal embedding dimension of the target time series. Therefore, we first group the target time series by their optimal embedding dimensions and then perform multiple lookups for target time series that have the same optimal embedding dimension in parallel.

Algorithm 3 shows our lookup algorithm. The outer most  $i$ -loop iterates over all time series of which optimal embedding dimension is  $E$ . The loop is parallelized using TeamPolicy, where each team performs prediction of one target time series. The  $j$ -loop is parallelized using TeamThreadRange, where each thread makes a prediction for each time point within a time series. The inner most serial  $k$ -loop is unrolled to increase instruction-level parallelism. Since Kokkos currently lacks a feature to indicate loop unrolling, we use the `#pragma unroll` directive here. The loop body requires indirect access to the target time series using the indices table. To speed up random memory access, we cache the target time series in team-private scratch memory.

**Algorithm 3:** Lookup

---

```

Input: Array of target time series  $y$ , top- $k$  distance matrix
   $D_k$  and index matrix  $I_k$  computed from the library
  time series
Output: Array of predicted time series  $\hat{y}$ 
// TeamPolicy
1 parallel for  $i \leftarrow 1$  to  $N$  do
  // TeamThreadRange
2   parallel for  $j \leftarrow 1$  to  $L$  do
3      $\hat{y}(i, j) \leftarrow 0$ 
4     for  $k \leftarrow 1$  to  $E + 1$  do
5        $\hat{y}(i, j) \leftarrow \hat{y}(i, j) + D_k(j, k) \cdot y(I_k(j, k))$ 
6     end
7   end
8 end

```

---

In case the raw prediction is unneeded but only the assessment of the predictive skill is needed, kEDM does not write out the predicted time series to global memory. Instead, Pearson’s correlation is computed on-the-fly. Kokkos’ custom reduction feature is used to implement parallel calculation of the correlation coefficient. The algorithm is based on a numerically stable algorithm for computing covariance proposed in [15].

## 4 EVALUATION

In this section, we compare kEDM with mpEDM using micro benchmarks and real-world datasets. Furthermore, we conduct a roofline analysis of kEDM to assess the efficiency of our implementation.

### 4.1 Evaluation Environment

We evaluated kEDM on two compute servers installed at the Salk Institute: Ika and Aori. Ika is equipped with two sockets of 20-core Intel Xeon Gold 6148 CPUs, one NVIDIA V100 PCIe card and 384 GiB of DDR4 RAM. Aori is equipped with two sockets of 64-core AMD EPYC 7742 CPUs and 1 TiB of DDR4 RAM. kEDM was built with Kokkos 3.2 on both machines. On Aori, we used the AMD Optimizing C/C++ Compiler (AOCC) 2.2.0, a fork of Clang by AMD. On Ika, we used the NVIDIA CUDA Compiler (NVCC) 10.1.

### 4.2 Micro Benchmarks

We implemented micro benchmarks to measure the performance of the individual kernels we described in Section 3 and compare it with that of mpEDM.

Figure 2 shows the runtime of the all k-NN search kernel of kEDM and mpEDM on NVIDIA V100. Here, we generated a synthetic time series with  $10^4$  time steps and varied the embedding dimension. The results indicate that the pairwise distance calculation in kEDM is significantly faster than mpEDM (up to 6.6×). This is because the time-delayed embedding is performed during the distance calculation on the GPU. The partial sort is also faster than mpEDM if  $E$  is small (6.2× faster if  $E = 1$ ). However, kEDM’s partial sort performance degrades as  $E$  increases and slightly underperforms mpEDM when  $E = 20$ . Since the local priority queues are stored in shared memory, increasing the capacity of the local queues increases shared memory usage and results in lower multiprocessor occupancy. We confirmed this fact using NVIDIA’s Nsight Compute profiler. Figure 3 shows the runtime on AMD EPYC 7742. kEDM exhibits identical performance as mpEDM on EPYC 7742.

Figures 4 and 5 show the runtime of the lookup kernel (without cross correlation calculation) on V100 and EPYC 7742, respectively. Here, we generated  $10^5$  synthetic target time series each having  $10^4$  time steps and performed lookups from a library time series with the same length. Note that we only executed kEDM on V100 since mpEDM lacks a lookup kernel for GPU as described earlier in Section 2.2.2. These plots indicate that kEDM on V100 consistently outperforms EPYC 7742 by a factor of 3–4×. Interestingly, kEDM slightly outperforms mpEDM on EPYC as well. This might attribute to the fact that we load the target time series to scratch memory before performing lookups. Even though CPUs do not have user-manageable memory as opposed to GPUs, accessing the target time series might have loaded the time series on cache and improved the cache hit ratio.

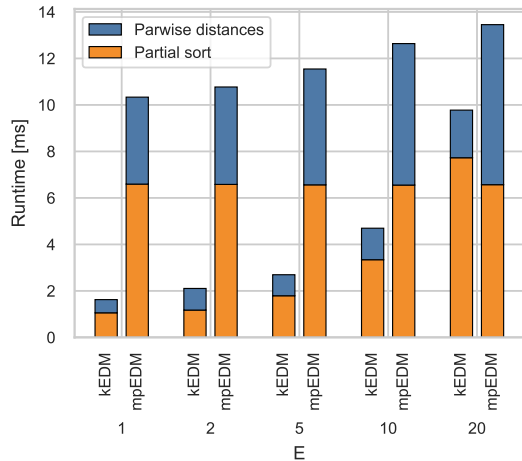


Figure 2: Breakdown of all k-NN search runtime on V100 ( $L = 10^4$ )

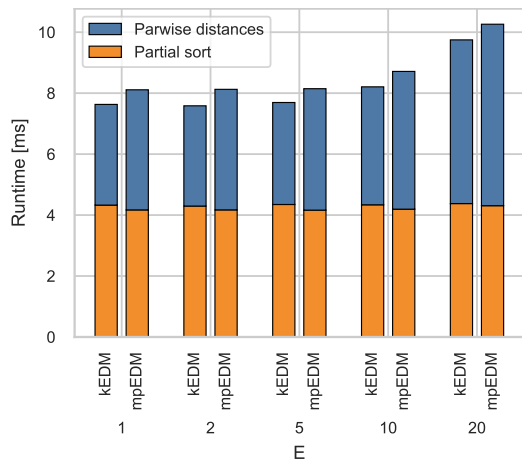


Figure 3: Breakdown of all k-NN search runtime on EPYC 7742 ( $L = 10^4$ )

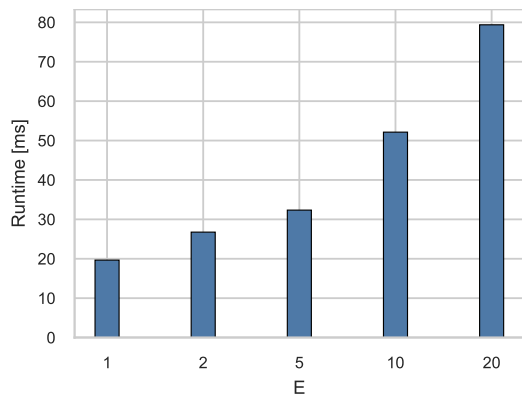


Figure 4: Runtime of lookups on V100 ( $L = 10^4, N = 10^5$ )

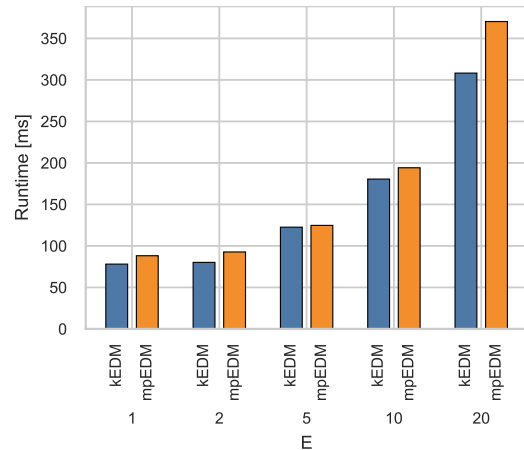


Figure 5: Runtime of lookups on EPYC 7742 ( $L = 10^4, N = 10^5$ )

### 4.3 Real-world Datasets

We prepared six real-world datasets with diverse number and length of time series that reflect the variety of use cases. We then measured the runtime of kEDN for completing pairwise CCM calculations.

Table 1 shows the runtime for performing a pairwise CCM on each dataset. Fish1\_Normo is a subset of 154 representative neurons of the dominant default zebrafish larvae neuronal behaviors collected by lightsheet microscopy of fish transgenic with nuclear localized GCAMP6f, a calcium indicator. Fly80XY is a drosophila melanogaster whole brain lightfield microscopy GCAMP6 recording, where distinct brain areas were identified by independent component analysis with the fly left right and forward walking speed behaviors collected on a styrofoam ball. Genes\_MEF contains the gene expression profiles of all genes and small RNAs from mouse embryo fibroblast genes over 96 time steps of two cycles of serum induction and starvation stimulation. Subject6 and Subject11 are whole brain light sheep microscopy GCAMP6f recordings at whole brain scale and single neuron resolution of larval zebrafish. F1 is a subset of a larval zebrafish biochemically induced seizure recording with three phases: control conditions, pre-seizure and full seizure.

The results clearly demonstrate that kEDM outperforms mpEDM in most cases. In particular, kEDM shows significantly higher (up to 5.5 $\times$ ) performance than mpEDM on NVIDIA Tesla V100 and Intel Xeon Gold 6148. This performance gain is obtained from the optimized  $k$ -nearest neighbor search and GPU-enabled lookup.

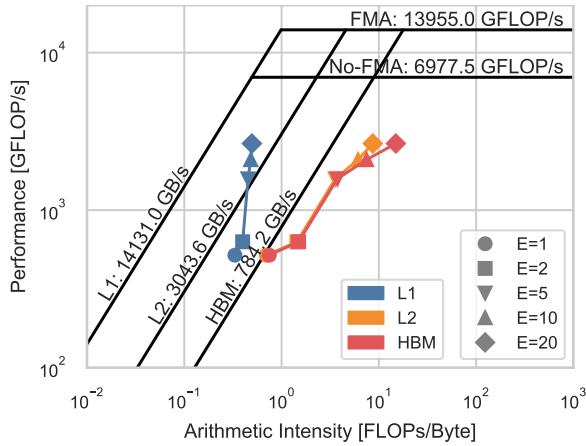
### 4.4 Efficiency

To assess the efficiency of our implementation, we conducted a roofline analysis [23] of our kernels. The compute and memory ceilings on each platform were measured using the Empirical Roofline Toolkit (ERT)<sup>8</sup> 1.1.0. Since ERT fails to measure the L1 cache bandwidth on GPUs, we used the theoretical peak performance instead. We followed the methodology presented in [24] to measure the arithmetic intensity and the attained FLOP/s. Nvprof 10.1 and likwid [20] 5.0.1 were used to collect the required metrics on GPU and

<sup>8</sup><https://bitbucket.org/berkeleylab/cs-roofline-toolkit>

**Table 1: Benchmark of CCM runtime using real-world datasets**

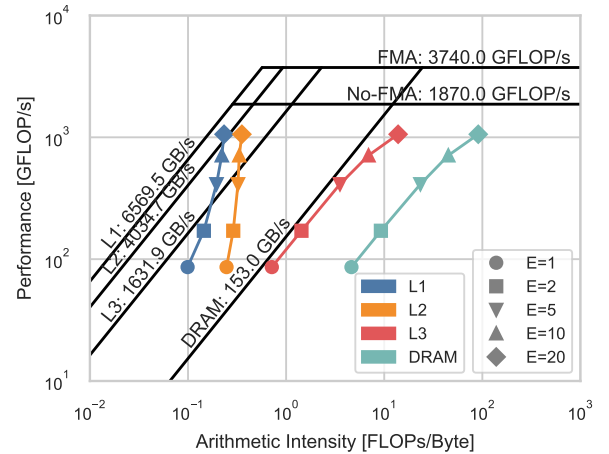
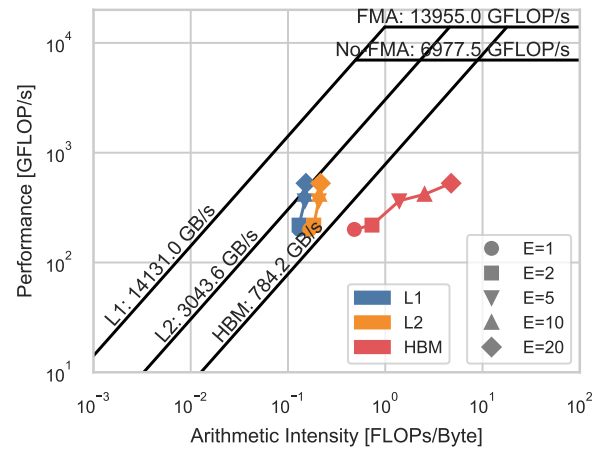
Dataset	# of Time Series	# of Time Steps	V100 & Xeon Gold 6148			EPYC 7742		
			kEDM	mpEDM	Speedup	kEDM	mpEDM	Speedup
Fish1_Normo	154	1,600	3s	11s	3.67×	3s	4s	1.33×
Fly80XY	82	10,608	11s	50s	4.55×	22s	30s	1.36×
Genes_MEF	45,318	96	344s	334s	0.97×	96s	139s	1.45×
Subject6	92,538	3,780	5,391s	29,579s	5.49×	12,145s	11,571s	0.95×
Subject11	101,729	8,528	20,517s	85,217s	4.15×	43,812s	38,542s	0.88×
F1	8,520	29,484	11,372s	20,128s	1.77×	23,001s	19,950s	0.87×

**Figure 6: Roofline analysis of pairwise distance kernel on V100 ( $L = 10^4$ )**

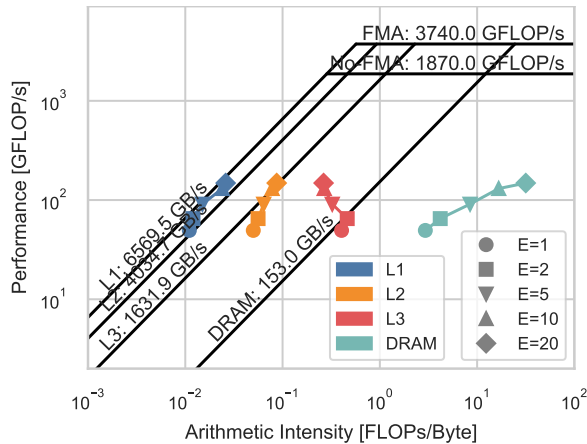
CPU, respectively. We used an artificial dataset containing  $10^5$  time series each having  $10^4$  time steps. This scale reflects our largest use case.

Figures 6 and 7 depict the hierarchical roofline models for the pairwise distance kernel on V100 and EPYC 7742, respectively. As expected, the arithmetic intensity of the pairwise distance kernel increases with the embedding dimension since the reuse of the time series improves. On V100, the kernel was bounded by HBM bandwidth when  $E = 1$ . However, the kernel was not able to reach the rooflines as  $E$  increases. We found out using NVIDIA Nsight profiler that the load/store units were saturated because of excessive memory transactions. A common technique to reduce the number of memory transactions is to use vectorized loads and stores; however, it is not applicable here because the memory alignment depends on the user-supplied parameters  $E$  and  $\tau$ . On EPYC 7742, the kernel is initially hitting the L3 cache roofline and then bounded by L1 and L2 cache bandwidth.

Figures 8 and 9 present the rooflines for the lookup kernel on V100 and EPYC 7742, respectively. These plots suggest that the lookup kernel is bounded by the L2 cache on V100 and the L1 cache on EPYC 7742. This is explained from the fact that the distance and index matrices fit on the respective caches. For example, the total size of the distance and index matrices is 1.6 MB if  $E = 20$ , which fits on EPYC 7742's L1 cache (4 MiB) and V100's L2 cache (6 MiB).

**Figure 7: Roofline analysis of pairwise distance kernel on EPYC 7742 ( $L = 10^4$ )****Figure 8: Roofline analysis of lookup kernel on V100 ( $L = 10^4, N = 10^5$ )**

Overall, these roofline models indicate that kEDM operates close to the ceilings and achieves high efficiency in most cases. Furthermore, the roofline models reveal that EDM is an inherently memory-bound algorithm, primarily bounded by memory or cache



**Figure 9: Roofline analysis of lookup kernel on EPYC 7742** ( $L = 10^4$ ,  $N = 10^5$ )

bandwidth depending on the embedding dimension. It does not enter the compute-bound region of the roofline model in our use cases. This observation suggests that kEDM would benefit from hardware with higher memory, cache, and load/store unit bandwidth.

## 5 CONCLUSION & FUTURE WORK

We designed and developed kEDM, a performance portable implementation of EDM using the Kokkos performance portability framework. The new implementation is based on a single code-base and runs on both CPUs and GPUs. Furthermore, we removed several inefficiencies from mpEDM and custom-tailored kernels. Benchmarks using real-world datasets indicate up to 5.5 $\times$  speedup in convergent cross mapping computation.

In the future, we will implement a Python binding to facilitate adoption by users. We are also planning to evaluate on other hardware platforms such as AMD GPUs and Fujitsu A64FX ARM processors.

## ACKNOWLEDGMENTS

This work was partly supported by JSPS KAKENHI Grant Number JP20K19808 (KT) and an Innovation grant by the Kavli Institute for Brain and Mind (GMP). The authors would like to thank Dominic R. W. Burrows at the MRC Centre for Neurodevelopmental Disorders, Institute of Psychiatry, Psychology and Neuroscience, King's College London, London, UK for providing the F1 dataset used in the performance evaluation.

## REFERENCES

- [1] H. Carter Edwards, Christian R. Trott, and Daniel Sunderland. 2014. Kokkos: Enabling manycore performance portability through polymorphic memory access patterns. *J. Parallel and Distrib. Comput.* 74, 12 (Dec. 2014), 3202–3216.
- [2] Chun Wei Chang, Masayuki Ushio, and Chih Hao Hsieh. 2017. Empirical dynamic modeling for beginners. *Ecological Research* 32, 6 (Nov. 2017), 785–796.
- [3] Tom Deakin, Simon McIntosh-Smith, James Price, Andrei Poenaru, Patrick Atkinson, Codrin Popa, and Justin Salmon. 2019. Performance Portability across Diverse Computer Architectures. In *International Workshop on Performance, Portability and Productivity in HPC*. 1–13.
- [4] Tom Deakin, Andrei Poenaru, Tom Lin, and Simon McIntosh-Smith. 2020. Tracking Performance Portability on the Yellow Brick Road to Exascale. In *International Workshop on Performance, Portability and Productivity in HPC*.
- [5] Irina Demeshko, Jerry Watkins, Irina K. Tezaur, Oksana Guba, William F. Spitz, Andrew G. Salinger, Roger P. Pawlowski, and Michael A. Heroux. 2019. Toward performance portability of the Albany finite element analysis code using the Kokkos library. *International Journal of High Performance Computing Applications* 33, 2 (2019), 332–352.
- [6] Ethan R. Deyle and George Sugihara. 2011. Generalized theorems for nonlinear state space reconstruction. *PLoS ONE* 6, 3 (2011), 8 pages.
- [7] Vincent Garcia, Eric Debreuve, Frank Nielsen, and Michel Barlaud. 2010. k-nearest neighbor search: Fast GPU-based implementations and application to high-dimensional feature matching. *International Conference on Image Processing* (Sept. 2010), 3757–3760.
- [8] John K. Holmen, Alan Humphrey, Daniel Sunderland, and Martin Berzins. 2017. Improving Uintah's Scalability Through the Use of Portable Kokkos-Based Data Parallel Tasks. In *Practice and Experience in Advanced Research Computing*, Vol. Part F1287. 1–8.
- [9] Jeff Johnson, Matthijs Douze, and Herve Jegou. 2019. Billion-scale similarity search with GPUs. *IEEE Transactions on Big Data* (2019), 12 pages.
- [10] Huanfei Ma, Kazuyuki Aihara, and Luonan Chen. 2014. Detecting causality from nonlinear dynamics with short-term time series. *Scientific Reports* 4 (2014), 1–10.
- [11] James Malcolm, Pavan Yalamanchili, Chris McClanahan, Vishwanath Venugopalakrishnan, Krunal Patel, and John Melonakos. 2012. ArrayFire: a GPU acceleration platform. In *Modeling and Simulation for Defense Systems and Applications VII*, Vol. 8403. 84030A.
- [12] Matthew Martineau, Simon McIntosh-Smith, and Wayne Gaudin. 2017. Assessing the performance portability of modern parallel programming models using TeaLeaf. *Concurrency and Computation: Practice and Experience* 29, 15 (2017), 1–15.
- [13] Hiroaki Natsukawa and Koji Koyamada. 2017. Visual analytics of brain effective connectivity using convergent cross mapping. In *SIGGRAPH Asia 2017 Symposium on Visualization*. 9 pages.
- [14] Bo Pu, Lujie Duan, and Nathaniel D. Osgood. 2019. Parallelizing Convergent Cross Mapping Using Apache Spark. In *International Conference on Social Computing, Behavioral-Cultural Modeling, & Prediction and Behavior Representation in Modeling and Simulation (SBP-BRIMS 2019)*. 133–142.
- [15] Erich Schubert and Michael Gertz. 2018. Numerically stable parallel computation of (co-)variance. In *30th International Conference on Scientific and Statistical Database Management*. 1–12.
- [16] Anil Shanbhag, Holger Pirk, and Samuel Madden. 2018. Efficient Top-K Query Processing on Massively Parallel Hardware. In *International Conference on Management of Data*. 1557–1570.
- [17] M. A. Sprague, S. Ananthan, G. Vijayakumar, and M. Robinson. 2020. ExaWind: A multifidelity modeling and simulation environment for wind energy. *Journal of Physics: Conference Series* 1452, 1 (2020), 13 pages.
- [18] George Sugihara, Robert May, Hao Ye, Chih Hao Hsieh, Ethan Deyle, Michael Fogarty, and Stephan Munch. 2012. Detecting causality in complex ecosystems. *Science* 338, 6106 (2012), 496–500.
- [19] Floris Takens. 1981. Detecting strange attractors in turbulence. In *Dynamical systems and turbulence, Warwick 1980*. Springer, 366–381.
- [20] Jan Treibig, Georg Hager, and Gerhard Wellein. 2010. LIKWID: A Lightweight Performance-Oriented Tool Suite for x86 Multicore Environments. In *39th International Conference on Parallel Processing Workshops*. 207–216.
- [21] Niels van Berkel, Simon Dennis, Michael Zyphur, Jinjing Li, Andrew Heathcote, and Vassilis Kostakos. 2020. Modeling interaction as a complex system. *Human-Computer Interaction* 36, 4 (2020), 1–27.
- [22] Wassapon Watanakesuntorn, Keichi Takahashi, Kohei Ichikawa, Joseph Park, George Sugihara, Ryousei Takano, Jason Haga, and Gerald M. Pao. 2020. Massively Parallel Causal Inference of Whole Brain Dynamics at Single Neuron Resolution. In *26th International Conference on Parallel and Distributed Systems*. 10 pages.
- [23] Samuel Williams, Andrew Waterman, and David Patterson. 2008. Roofline: An Insightful Visual Performance Model for Floating-Point Programs and Multicore Architectures. *Commun. ACM* 52, 4 (2008), 65–76.
- [24] Charlene Yang, Thorsten Kurth, and Samuel Williams. 2020. Hierarchical Roofline analysis for GPUs: Accelerating performance optimization for the NERSC-9 Perlmutter system. *Concurrency and Computation: Practice and Experience* 32, 20 (Oct. 2020), 12 pages.
- [25] Hao Ye, Richard J Beamish, Sarah M Glaser, Sue CH Grant, Chih-hao Hsieh, Laura J Richards, Jon T Schnute, and George Sugihara. 2015. Equation-free mechanistic ecosystem forecasting using empirical dynamic modeling. *Proceedings of the National Academy of Sciences* 112, 13 (2015), E1569–E1576.