

# Graph Self Supervised Learning: the BT, the HSIC, and the VICReg

Sayan Nag

University of Toronto  
nagsayan112358@gmail.com

## Abstract

Self-supervised learning and pre-training strategies have developed over the last few years especially for Convolutional Neural Networks (CNNs). Recently application of such methods can also be noticed for Graph Neural Networks (GNNs). In this paper, we have used a graph based self-supervised learning strategy with different loss functions (Barlow Twins[Zbontar *et al.*, 2021], HSIC[Tsai *et al.*, 2021], VICReg[Bardes *et al.*, 2021]) which have shown promising results when applied with CNNs previously. We have also proposed a hybrid loss function combining the advantages of VICReg and HSIC and called it as VICRegHSIC. The performance of these aforementioned methods have been compared when applied to different datasets such as MUTAG, PROTEINS and IMDB-Binary. Moreover, the impact of different batch sizes, projector dimensions and data augmentation strategies have also been explored.

## 1 Introduction

A mainstream way of training a deep neural network is to feed some input in order to get certain desirable outputs. Such a training is better known as supervised learning in which a sufficient amount of input data and label pairs are fed to the model depending on its complexity. However, such a method calls for a large number of labels thereby rendering the supervised learning scheme practically inapplicable in many applications because of the unavailability of such large annotated datasets. Dataset labeling not only comes with huge overhead costs, but also can be biased depending on certain circumstances. Thus a need for a better learning strategy led to the advent and thereby adoption of self-supervised learning (SSL) which enables the training of models on unlabeled data. This removes the burden of labeling and therefore it is an efficient and lucrative approach. In the presence of a handful of labeled data, using SSL strategy representations from the remaining unlabeled data can be learnt. Now, the same can be used as a pre-training procedure after which labeled data are used to fine-tune the pre-trained models. These fine-tuned models can either be used for downstream

tasks, or as an auxiliary training task that enhances the performance of main tasks. SSL has shown promising results in the field of computer visions using cnns [Chen and He, 2020; Caron *et al.*, 2020; Goyal *et al.*, 2021; Caron *et al.*, 2021; Grill *et al.*, 2020; He *et al.*, 2020; Chen *et al.*, 2020; Jaiswal *et al.*, 2021] as well as with graph neural networks [Zhu *et al.*, 2021; Hassani and Khasahmadi, 2020; Thakoor *et al.*, 2021; Zhu *et al.*, 2020; Velickovic *et al.*, 2019; Peng *et al.*, 2020; Sun *et al.*, 2019; Chen *et al.*, 2020; Xie *et al.*, 2021].

The primary contributions of this paper are:

1. We have used four different loss functions namely Barlow Twins Loss, HSIC Loss, VICReg Loss and proposed hybrid VICRegHSIC Loss in the Graph based SSL paradigm and have compared their performances on node classification tasks. To the best of our knowledge it is the first work where Graph SSL has been used with such loss functions.
2. We have also demonstrated the impacts of different batch sizes, data augmentations and projector dimensions on the aforementioned losses.

This work shows some preliminary analyses and results and more experiments will be done in the future for different datasets and tasks to provide a better understanding of GNNs for SSL.

## 2 Related Work

Self-supervised learning has gained a lot of momentum nowadays. It is being applied more in computer vision tasks [Jaiswal *et al.*, 2021]. Barlow Twins is one such self-supervised learning framework which tries to maximize the agreement between two learned representations of a pair of distorted inputs with a novel Barlow Twins loss function having an invariance term and a redundancy reduction term [Zbontar *et al.*, 2021]. Using Hilbert-Schmidt Independence Criterion, the authors in [Tsai *et al.*, 2021] introduced a modification to Barlow Twins Loss by altering the off-diagonal component of the empirical cross-correlation matrix. Using such a negative-sample-free contrastive approach, the authors claimed that the representations learnt will be superior. VICReg [Bardes *et al.*, 2021] uses the Barlow Twins' mechanism of decorrelation without any normalization in its loss

function. Furthermore, it can prevent dimension collapse with the variance regularization term.

On the other hand contrastive methods like SIMCLR [Chen *et al.*, 2020] use positive and negative sample pairs in their frameworks. More can be found in the survey paper [Jaiswal *et al.*, 2021]. Self-supervised learning has also been implemented for graph neural networks. Methods like [Velickovic *et al.*, 2019; Peng *et al.*, 2020; Sun *et al.*, 2019] use contrasting views between nodes and graph whereas [Zhu *et al.*, 2021; Hassani and Khasahmadi, 2020; Thakoor *et al.*, 2021; Zhu *et al.*, 2020] use contrasting views between nodes and subgraphs and structurally transformed graphs. [Qiu *et al.*, 2020] uses contrasting views among subgraphs whilst [You *et al.*, 2020] used such contrasting views between subgraphs and transformed graphs via random augmentations. [Xie *et al.*, 2021] provides an excellent review of such state-of-the-art methods. The field is rapidly advancing with promising results and we hope to witness more such advancements in the future.

### 3 Methods

A standard procedure for self-supervised learning for graphs includes graph data augmentation in order to create a pair of graphs, then finding the representations using a graph encoder followed by a projection head and finally using a loss function to maximize agreement between the pair of representations. The aforesaid paradigm has been represented in the Figure 1 where the projection head is not shown separately and can be considered to be existing in tandem with the encoder. The method sections comprises of two primary subsections, namely, the data augmentation strategies as well as the Self-Supervised Learning framework.

#### 3.1 Data Augmentation Methods for Graphs

In data analysis studies, data augmentation is a well-established technique which aims at increasing the amount of data by applying certain transformation strategies on the already existing data without modifying the semantics label. In standard machine learning practices, it is used to reduce over-fitting of the model, thus enhancing the generalizability of the model during predictions. For, graphs, the authors in [You *et al.*, 2020] have explored certain graph-level augmentations which are summarized in the table 1. For fair comparisons, in our work we have followed the augmentations used by the authors which are explained as follows:

1. **Node Dropping:** For a certain graph, certain portion of vertices can be randomly dropped along with their associated connections. The missing part of vertices, however, does not alter the semantics of the graph.
2. **Subgraph:** A subgraph is sampled from the main graph using a random walk algorithm [You *et al.*, 2020] with the underlying assumption that the local structure is able to hint the full semantics.
3. **Edge Perturbation:** The connectivities of edges are perturbed by randomly introducing or discarding a certain proportion of them. The underlying prior in this case is that the graph has a certain degree of semantic robustness to the connectivity variations.

4. **Attribute Masking:** In this case, vertex attributes are masked to ensure that the model recovers those masked vertex attributes using the neighbouring structure assuming that there exists a certain extent of semantic robustness against losing partial attributes.

The influences of the node-dropping, subgraph, edge-perturbation and attribute-masking factors on the performance of the algorithm will be shown in the results section.

#### 3.2 Framework

In this section a graph self-supervised learning framework is proposed for self-supervised pre-training of GNNs. In such a paradigm, the agreement between an augmented pair of representations of the same graph is maximized using a loss function as illustrated in the Figure 1. The entire paradigm is composed of four parts as follows:

1. **Data Augmentation:** For a certain graph, two augmented versions are obtained as a pair after applying transformations on the actual graph.
2. **Encoder:** A graph encoder is used to extract a pair of graph-level representations for the corresponding pair of augmented graphs.
3. **Projection Head:** A non-linear projection head (a two-layer perceptron in this case) is used to map the pair of augmented graph-level representations to a latent space for applying the loss function.
4. **Loss Function:** A self-supervised loss function is used to maximize the agreement between the pair of latent representations obtained as outputs from the projection head.

In our work we have used four different self-supervised loss functions which include the Barlow-Twin (BT) loss function as mentioned in [Zbontar *et al.*, 2021] (given by  $L_{BT}$ ), the 2 Hilbert-Schmidt Independence Criterion (HSIC) loss function mentioned in [Tsai *et al.*, 2021] (given by  $HSIC_{SSL}$ ), the Variance-Invariance-CovarianceRegularization (VICReg) loss function mentioned in [Bardes *et al.*, 2021], and finally a hybrid of the aforementioned VICReg loss and HSIC loss. In the hybrid loss we have just modified the on- and off-diagonal terms of the covariance component of the VICReg as explained in [Tsai *et al.*, 2021] For the algorithm for the proposed VICRegHSIC loss, please refer to Algorithm 1.

Augmentation Methods	Type
Node Dropping (ND)	Nodes
Subgraph (SG)	Nodes, Edges
Edge Perturbation (EP)	Edges
Attribute Masking (AM)	Edges

Table 1: Data Augmentation methods for graphs.

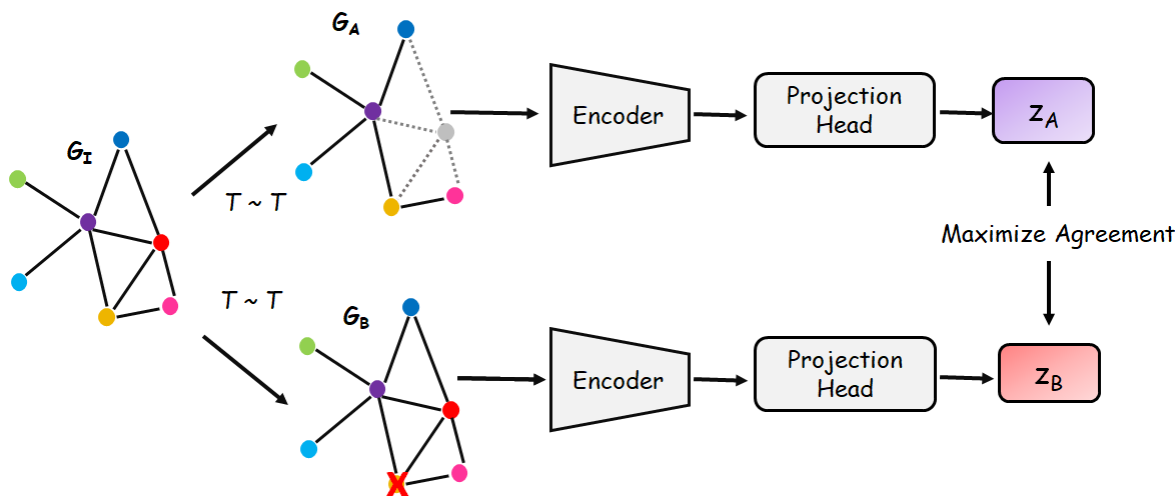


Figure 1: A standard paradigm of graph based self-supervised learning. Graph augmentations on input graph  $G_I$  resulted in two transformed graphs  $G_A$  (via node-dropping augmentation) and  $G_B$  (via attribute-masking augmentation) following each transformation  $T$ . A self-supervised loss is then computed between the encoded representations  $z_A$  and  $z_B$  in order to maximize the agreement.

## 4 Experiments and Analysis

For our work we have considered different datasets such as MUTAG, PROTEINS and IMDB-Binary for node-classification tasks. In this section we will showcase the impacts of various augmentations, batch sizes as well as dimensions of the projection head.

### 4.1 Impact of Data Augmentations on Graph SSL

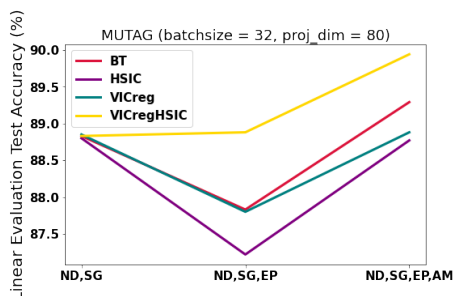


Figure 2: Impact of different graph data augmentations on linear evaluation test accuracy on MUTAG

The Figure 2 shows that for MUTAG dataset the performance of all the the methods drop (except for VICregHSIC) when edge perturbation was added to node drop and subgraph. However, the performance increased again with addition of attribute masking to the previous subset. For VICregHSIC the performance kept on increasing with the addition of augmentations.

The Figure 3 shows that for PROTEINS dataset the performance of all the the methods drop when edge perturbation was added to node drop and subgraph. However, the performance increased again with addition of attribute masking to the previous subset.

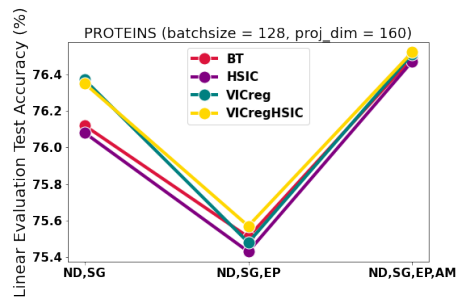


Figure 3: Impact of different graph data augmentations on linear evaluation test accuracy on PROTEINS

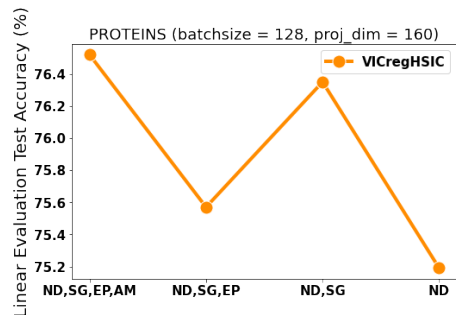


Figure 4: Impact of different graph data augmentations on linear evaluation test accuracy on PROTEINS

The Figure 4 shows that for PROTEINS dataset, removing the data augmentations reduces the performance, i.e., with all the four augmentations the performance is the maximum. This means that once all the aforesaid augmentations are applied, it enforces the model to learn representations invariant to the desired perturbations in a better way through minimizing the self-supervised loss among the augmented pairs.

It may be worth noting that edge perturbation leads to a decrease in performance overall for both PROTEINS and MUTAG. This is because for biomolecules datasets, the semantics are less robust against connectivity variations [You *et al.*, 2020]. Edge perturbations in such biomolecule datasets create modifications (addition or removal) of intermediate covalent bonds leading to radical alterations in the identities, composition and properties of chemical compounds. This affects the down-stream performance which is reflected in the above figures.

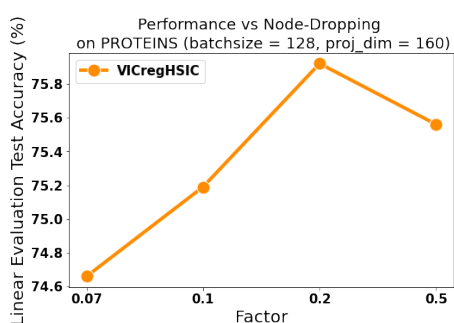


Figure 5: Impact of node dropping augmentations on linear evaluation test accuracy on PROTEINS

Node dropping augmentation have been seen to be useful in the biomolecule dataset like PROTEINS (Figure 5). This indicates that missing vertices, for example, certain atoms in the chemical compounds (graphs) does not alter the semantics.

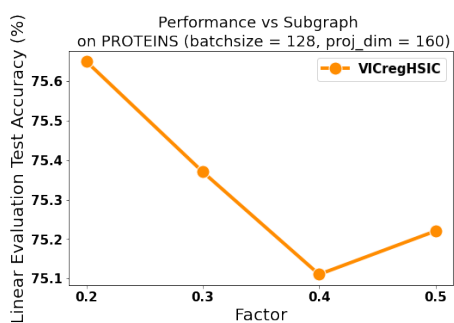


Figure 6: Impact of subgraph augmentations on linear evaluation test accuracy on PROTEINS

Unlike what has been claimed in [You *et al.*, 2020] subgraph augmentation has reduced the performance of the algorithm drastically with the increasing in the factor (Figure 6). This indicates that for biomolecule datasets local structure is always not able to hint the full semantics of the chemical

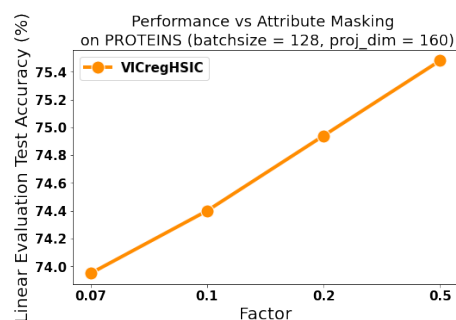


Figure 7: Impact of attribute masking augmentations on linear evaluation test accuracy on PROTEINS

compound. On the other hand, increasing the masking factor for attribute masking augmentation leads to an increase in performance confirming the fact that the semantic robustness against losing partial attributes due to masking has been preserved (Figure 7).

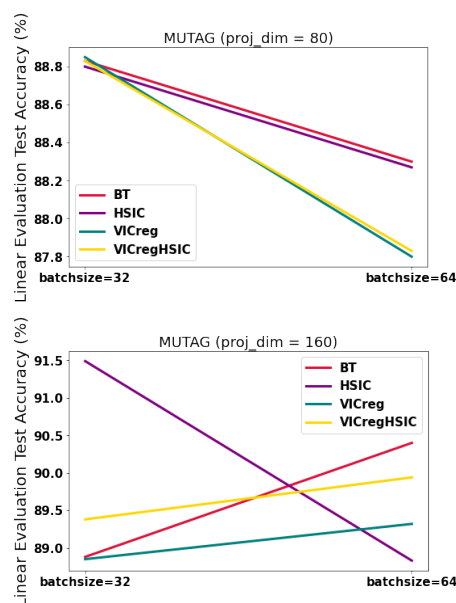


Figure 8: Impact of batch sizes on linear evaluation test accuracy on MUTAG

The Figure 8 shows that for MUTAG dataset increase in batch size for a projector dimension of 80 leads to a decrease in performance. However, increasing the projector dimension from 80 to 160 reverses the effect of increasing batch size and all except HSIC gives better performance. This is consistent with the performance of HSIC as demonstrated in [Tsai *et al.*, 2021]. For this analysis, we have considered data augmentations Node Drop and Subgraph together in the augmentation pool.

The Figure 9 shows that for MUTAG dataset increase in projector dimension for both the batch sizes leads to an increase in performance. It is more pronounced in batch size 64 and can be assumed that with even further increase in batch

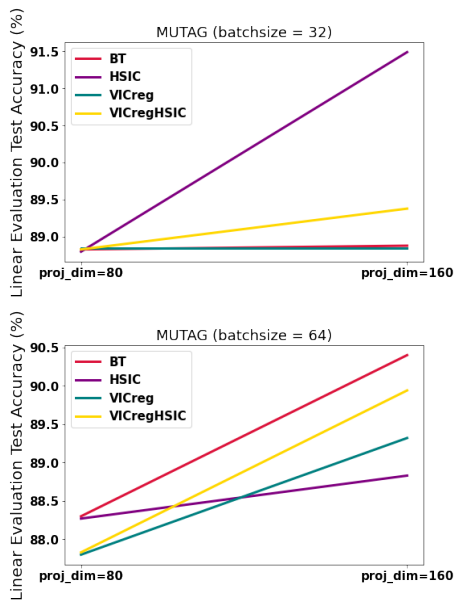


Figure 9: Impact of projector dimensions on linear evaluation test accuracy on MUTAG

sizes the impact will be more. For this illustration, we have considered data augmentations Node Drop and Subgraph together in the augmentation pool.

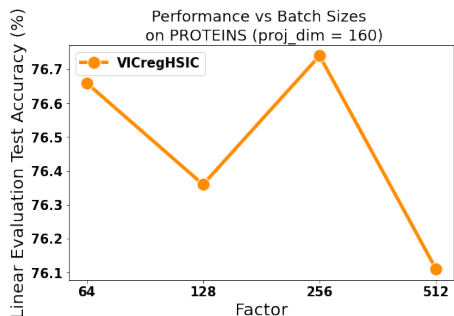


Figure 10: Impact of batch size on linear evaluation test accuracy on PROTEINS

Increase in the batchsize as shown in figure 10 leads to an increase in accuracy for PROTEINS with a few exceptions.

The Figure 11 demonstrates the performance of different methods on the PROTEINS dataset when trained for 100 epochs. Faster convergence is observed for VICReg and VICRegHSIC. The training loss curves have been normalized for representation and comparison purposes.

Linear Evaluation Test Accuracy scores between different state-of-the-art methods show that the proposed VICRegHSIC loss function gives the best accuracy score in 2 out of 3 cases.

## 5 Conclusion and Future Works

In this paper, we study the performances of different loss functions for self-supervised pre-training of Graph Neural

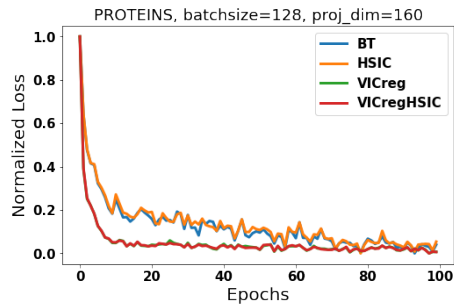


Figure 11: Normalized training loss curves (for representation purposes) for 100 epochs showing performance of different methods on PROTEINS dataset.

Methods	MUTAG	PROTEINS	IMDB-B
InfoGraph [Sun <i>et al.</i> , 2019]	89.13	74.48	73.05
GCL [You <i>et al.</i> , 2020]	86.98	74.43	72.21
GBT	89.41	76.12	72.50
GHSIC	88.68	76.08	71.93
GReg	88.83	<b>76.37</b>	72.9
GVICRegHSIC	<b>90.05</b>	76.35	<b>73.2</b>

Table 2: Linear Evaluation Test Accuracy scores between state-of-the-art methods.

Networks. This is a first of its kind study with Graph Neural Networks and Barlow Twins and similar loss functions like HSIC, VICReg and the proposed VICRegHSIC. In the proposed graph supervised learning framework for GNN pre-training we have compared these aforementioned loss functions to facilitate robust representation learning invariant to perturbations via agreement maximization between the pair of augmented representations. We have also analyzed the impact of several data augmentation strategies like node dropping and attribute masking in our proposed framework and have noticed that considering all the augmentations together gives the best results in terms of generalizability and robustness. In the future, more experiments need to be conducted to better understand the performance of these algorithms on a variety of other datasets. Further modifications of the loss functions, data augmentation strategies as well as the framework could lead to more efficient solutions and even better performances in the domain of graph self-supervised learning.

## A Algorithm

---

**Algorithm 1:** PyTorch-style pseudocode for VICRegHSIC

---

```
# f: Graph Encoder
#  $\lambda, \mu, \nu$ : coefficients of the
# invariance, variance and
# covariance losses
# N: batch size
# D: representation dimension
# mse_loss: Mean square error loss
# offdiagonal: off-diagonal
# elements of a matrix
# relu: ReLU activation function
# G: Actual Graph
# augment: augmentation function
# VICRegHSIC: proposed
# self-supervised loss function
def VICRegHSIC(G, augment)
    # load a batch with N samples
    for x in loader:
         $G_A, G_B = \text{augment}(G)$  # two
        # randomly augmented versions
        # of G
         $z_A = f(G_A)$  # N x D
        # representation
         $z_B = f(G_B)$  # N x D
        # representation
        #
        # invariance loss
        simloss = mse_loss( $z_A, z_B$ )
        #
        # variance loss
        stdzA =
            torch.sqrt( $z_A.\text{var}(\text{dim}=0) + 1e-04$ )
        stdzB =
            torch.sqrt( $z_B.\text{var}(\text{dim}=0) + 1e-04$ )
        stdloss =
            torch.mean(relu(1-stdzA)) +
            torch.mean(relu(1-stdzB))
        #
        # covariance loss
         $z_A = z_A - z_A.\text{mean}(\text{dim}=0)$ 
         $z_B = z_B - z_B.\text{mean}(\text{dim}=0)$ 
        covzA = ( $z_A.T @ z_A$ ) / (N - 1)
        covzB = ( $z_B.T @ z_B$ ) / (N - 1)
        covloss = offdiagonal(covzA)
            .add(1).pow_(2).sum() / D
        covloss += offdiagonal(covzB)
            .add(1).pow_(2).sum() / D
        #
        # loss
        VICRegHSICloss =  $\lambda * \text{simloss} + \mu * \text{stdloss} + \nu * \text{covloss}$ 
        # optimization step
        VICRegHSICloss.backward()
        optimizer.step()
    return VICRegHSICloss
```

---

**References**

- [Bardes *et al.*, 2021] Adrien Bardes, Jean Ponce, and Yann LeCun. Vicreg: Variance-invariance-covariance regularization for self-supervised learning. *arXiv preprint arXiv:2105.04906*, 2021.
- [Caron *et al.*, 2020] Mathilde Caron, Ishan Misra, Julien Mairal, Priya Goyal, Piotr Bojanowski, and Armand Joulin. Unsupervised learning of visual features by contrasting cluster assignments. *arXiv preprint arXiv:2006.09882*, 2020.
- [Caron *et al.*, 2021] Mathilde Caron, Hugo Touvron, Ishan Misra, Hervé Jégou, Julien Mairal, Piotr Bojanowski, and Armand Joulin. Emerging properties in self-supervised vision transformers. *arXiv preprint arXiv:2104.14294*, 2021.
- [Chen and He, 2020] Xinlei Chen and Kaiming He. Exploring simple siamese representation learning. *arXiv preprint arXiv:2011.10566*, 2020.
- [Chen *et al.*, 2020] Ting Chen, Simon Kornblith, Mohammad Norouzi, and Geoffrey Hinton. A simple framework for contrastive learning of visual representations. In *International conference on machine learning*, pages 1597–1607. PMLR, 2020.
- [Goyal *et al.*, 2021] Priya Goyal, Mathilde Caron, Benjamin Lefaudeaux, Min Xu, Pengchao Wang, Vivek Pai, Mannat Singh, Vitaliy Liptchinsky, Ishan Misra, Armand Joulin, et al. Self-supervised pretraining of visual features in the wild. *arXiv preprint arXiv:2103.01988*, 2021.
- [Grill *et al.*, 2020] Jean-Bastien Grill, Florian Strub, Florent Althé, Corentin Tallec, Pierre H Richemond, Elena Buchatskaya, Carl Doersch, Bernardo Avila Pires, Zhaohan Daniel Guo, Mohammad Gheshlaghi Azar, et al. Bootstrap your own latent: A new approach to self-supervised learning. *arXiv preprint arXiv:2006.07733*, 2020.
- [Hassani and Khasahmadi, 2020] Kaveh Hassani and Amir Hosein Khasahmadi. Contrastive multi-view representation learning on graphs. In *International Conference on Machine Learning*, pages 4116–4126. PMLR, 2020.
- [He *et al.*, 2020] Kaiming He, Haoqi Fan, Yuxin Wu, Saining Xie, and Ross Girshick. Momentum contrast for unsupervised visual representation learning. In *Proceedings of the IEEE/CVF Conference on Computer Vision and Pattern Recognition*, pages 9729–9738, 2020.
- [Jaiswal *et al.*, 2021] Ashish Jaiswal, Ashwin Ramesh Babu, Mohammad Zaki Zadeh, Debapriya Banerjee, and Fillia Makedon. A survey on contrastive self-supervised learning. *Technologies*, 9(1):2, 2021.
- [Peng *et al.*, 2020] Zhen Peng, Wenbing Huang, Minnan Luo, Qinghua Zheng, Yu Rong, Tingyang Xu, and Junzhou Huang. Graph representation learning via graphical mutual information maximization. In *Proceedings of The Web Conference 2020*, pages 259–270, 2020.
- [Qiu *et al.*, 2020] Jiezhong Qiu, Qibin Chen, Yuxiao Dong, Jing Zhang, Hongxia Yang, Ming Ding, Kuansan Wang, and Jie Tang. Gcc: Graph contrastive coding for graph

- neural network pre-training. In *Proceedings of the 26th ACM SIGKDD International Conference on Knowledge Discovery & Data Mining*, pages 1150–1160, 2020.
- [Sun *et al.*, 2019] Fan-Yun Sun, Jordan Hoffmann, Vikas Verma, and Jian Tang. Infograph: Unsupervised and semi-supervised graph-level representation learning via mutual information maximization. *arXiv preprint arXiv:1908.01000*, 2019.
- [Thakoor *et al.*, 2021] Shantanu Thakoor, Corentin Tallec, Mohammad Gheshlaghi Azar, Rémi Munos, Petar Veličković, and Michal Valko. Bootstrapped representation learning on graphs. *arXiv preprint arXiv:2102.06514*, 2021.
- [Tsai *et al.*, 2021] Yao-Hung Hubert Tsai, Shaojie Bai, Louis-Philippe Morency, and Ruslan Salakhutdinov. A note on connecting barlow twins with negative-sample-free contrastive learning. *arXiv preprint arXiv:2104.13712*, 2021.
- [Velickovic *et al.*, 2019] Petar Velickovic, William Fedus, William L Hamilton, Pietro Liò, Yoshua Bengio, and R Devon Hjelm. Deep graph infomax. In *ICLR (Poster)*, 2019.
- [Xie *et al.*, 2021] Yaochen Xie, Zhao Xu, Jingtun Zhang, Zhengyang Wang, and Shuiwang Ji. Self-supervised learning of graph neural networks: A unified review. *arXiv preprint arXiv:2102.10757*, 2021.
- [You *et al.*, 2020] Yuning You, Tianlong Chen, Yongduo Sui, Ting Chen, Zhangyang Wang, and Yang Shen. Graph contrastive learning with augmentations. *Advances in Neural Information Processing Systems*, 33, 2020.
- [Zbontar *et al.*, 2021] Jure Zbontar, Li Jing, Ishan Misra, Yann LeCun, and Stéphane Deny. Barlow twins: Self-supervised learning via redundancy reduction. *arXiv preprint arXiv:2103.03230*, 2021.
- [Zhu *et al.*, 2020] Yanqiao Zhu, Yichen Xu, Feng Yu, Qiang Liu, Shu Wu, and Liang Wang. Deep graph contrastive representation learning. *arXiv preprint arXiv:2006.04131*, 2020.
- [Zhu *et al.*, 2021] Yanqiao Zhu, Yichen Xu, Feng Yu, Qiang Liu, Shu Wu, and Liang Wang. Graph contrastive learning with adaptive augmentation. In *Proceedings of the Web Conference 2021*, pages 2069–2080, 2021.