

# Security Analysis in Multicasting over Shadowed Rician and $\alpha$ - $\mu$ Fading Channels: A Dual-hop Hybrid Satellite Terrestrial Relaying Network

A. S. SUMONA<sup>1</sup>, MILTON KUMAR KUNDU<sup>2</sup>, AND A. S. M. BADRUDDUZA<sup>3</sup>

<sup>1,3</sup>Department of Electronics & Telecommunication Engineering, Rajshahi University of Engineering & Technology (RUET), Rajshahi-6204, Bangladesh

<sup>2</sup>Department of Electrical & Computer Engineering, RUET

In this era of 5G technology, the ever-increasing demands for high data rates lead researchers to develop hybrid satellite-terrestrial (HST) networks as a substitution to the conventional cellular terrestrial systems. Since an HST network suffers from a masking effect which can be mitigated by adopting the terrestrial relaying strategy, in this work, we focus on wireless multicasting through an HST relaying network (HSTRN) in which a satellite sends messages to multiple terrestrial nodes via multiple relays under the wiretapping efforts of multiple eavesdroppers. Our concern is to protect the multicast messages from being eavesdropped taking advantage of the well-known opportunistic relaying technique. We consider the satellite links follow Shadowed Rician fading whereas the terrestrial links undergo  $\alpha - \mu$  fading. The secrecy performance of the proposed HSTRN model is accomplished by deriving expressions for the probability of nonzero secrecy multicast capacity, ergodic secrecy multicast capacity, and secure outage probability for multicasting in closed-form. Capitalizing on the derived expressions, we analyze how a perfect secrecy level can be preserved in spite of harsh channel conditions and also present a secrecy trade-off in terms of the number of relays, multicast users, and multiple eavesdroppers. Finally, the numerical analyses are corroborated via Monte-Carlo simulations.

**Keywords:**  $\alpha - \mu$  fading, secure multicasting, satellite terrestrial network, shadowed Rician, secure outage probability.

## 1. INTRODUCTION

### A. Background

Satellite communication (SatCom) has gained enormous popularity because of its' capability for uninterrupted high-speed data transfer covering a very large area. This means of the communication system can be employed in navigation, disaster management, and those places in the world where the application of wired or wireless terrestrial communication network is uneconomical. As the total number of users around the world is growing every day, the licensed frequency spectrum is becoming inadequate. To reduce this problem, researchers have proposed a hybrid framework of satellite-terrestrial (ST) network where both satellite and terrestrial systems share the frequency spectrum to maximize its' utilization [1]. Wireless multicasting can also contribute to the maximum utilization of spectrum sharing as it is used to send the same data at the same time to a group of selected users without sending replicas of the same signal to all individually. So multicasting through hybrid ST communication link can be a breakthrough in wireless communication technology.

## B. Related works

One of the main concerns in SatCom is the shadowing of the ST link which is responsible for the masking effect and results in a blockage of the Line-of-Sight (LOS) communication path. The effect of shadowing on wireless communication network was analyzed in [2–6] where the authors in [2] defined shadowing as the result of large obstacles and large deviations present between transmitter and receiver, and analyzed its effect on the received signal with microdiversity and macro diversity reception over composite shadowed Rician (SR)-Gamma fading channel. The Double SR model was explored in [4] for two formats of fluctuation and shadowing model. A further effective model named Loo’s Model was analyzed in [3] to analyze its Line-of-sight (LoS) shadowing performance. Shadowing can be not only a foe but also a friend for the wireless system which was proved in [5]. Here the authors proved that the capacity of a distributed multiple-input multiple-output (D-MIMO) Rayleigh-Rician channel can be improved with the increasing amount of shadowing. Generalization of composite multipath shadowing model can also be obtained from the product of two fading variables [6]. The effect of both shadowing and correlation was analyzed over a D-MIMO Rician/Gamma fading channel in [7], where the authors numerically analyzed how they can affect the achievable sum rate (ASR), symbol error ratio (SER), and outage probability (OP) of the system. The effect of correlation and shadowing can be overcome by diversity techniques, such as maximal ratio combining (MRC) and selection combining (SC). Authors in [8] exhibited how these techniques can compensate for the deleterious effect of correlation.

Due to the inherent broadcast nature of wireless links, secrecy analysis over wireless networks is always a key part of the research. The conventional secrecy analyses in the upper layer were conducted utilizing cryptographic codes which started diminishing its attraction with the rapid arrivals of powerful eavesdroppers. Hence, secrecy analysis at the physical layer taking advantage of the random characteristics of the propagation link was first introduced in Wyner’s Model [9] which is now well-known as the information-theoretic security model. The average secrecy capacity (ASC) of  $\alpha - \mu$  fading environment was analyzed in [10] and the secure outage probability (SOP) and the probability of non-zero secrecy capacity (PNZSC) of double SR fading channel were determined in [11] considering this model. The detrimental effect of correlation over the secrecy performance was also studied in [12] for the Rician fading channel where the author determined the closed-form expressions of ergodic secrecy capacity (ESC) and SOP. Researchers have proved that physical layer security (PLS) clearly outperforms the standard encryption method [13] and performance of PLS (such as secrecy throughput) for different conditions has also been studied [14]. Authors in [15, 16] analyzed the information security over Rician fading channel where in [15], they have found the optimal input covariance for the highest ergodic secrecy rate (ESR) and proposed Newton-type method and piyavskii’s algorithm as local and global maximizer, respectively. The geometric locations of the receiver and eavesdropper are also an important issue and it was highlighted in [16] for massive MIMO systems via AN-aided jamming. Security of satellite wiretap SR channel was also analyzed in [17] by evaluating the expressions of PNZSC, SOP, and ASC. The probability of strictly positive secrecy capacity (SPSC) is evaluated in [18] for the composite fading scenarios of Rayleigh/Rayleigh, Rician/Rayleigh, Rayleigh/Rician, and Rician/Rician. Considering two homogeneous Poisson processes (HPPPs), analytical expressions of connection outage probability (COP), PNZSC, and ESC were also determined in [19] for  $\alpha - \mu$  fading channel. The beamforming approach can increase the PLS over the wireless channel which in turn reduces the SOP [20] and also extends the network range without compromising channel security [21]. Secrecy performance can also be enhanced by employing the MIMO system over generalized  $\alpha - \mu$  channel as the diversity and antenna gain increases the PNZSC and ASC and decreases the SOP [22].

Later, researchers started working on cooperative networks to increase the data security and reliability of the wireless communication system. The advantages of the cooperative network were analyzed in [23] in terms of OP and asymptotic OP for both Amplify-and-forward (AF) and Decode-and-forward (DF) protocol. A similar analysis was done in [24, 25] over  $\alpha - \mu$  fading channel where in [24], end to end capacity and outage capacity of the system was derived and [25] represents the analytical approach for end-to-end OP and moment generating function (MGF). The effect of correlation degrades the overall performance of cooperative networks [26] which can be compensated by employing the opportunistic relaying technique. The security over the

cooperative network was analyzed in [27–29] where in [27], authors considered multi-pair massive MIMO relaying networks over Rician fading channels while determining its security. An AN aided security technique was proposed in [28] where the quality of service was explored in a secure cooperative network. Later on, authors in [29] provides a reliability and security analysis over cascaded  $\alpha$ - $\mu$  fading channels.

As satellite has numerous advantages over other means of communication systems, researchers have also studied the performance of the ST network employing cooperative relays in [30–33]. Performance of a DF relay assisted ST network was analyzed in [30] considering the scenario where the satellite-relay and relay-user link undergoes different fading conditions. A similar analysis was done for fixed gain AF relay in [31] and derived the systems EC and average symbol error rate (ASER). A moving unmanned aerial vehicle (UAV) with multiple antennas was engaged as the cooperative relay in [32] to evaluate the outage probability (OP) in an ST network. The advantages of multiple relays in an ST communication system were examined in [33] in terms of ergodic capacity (EC). The secrecy performance of the ST network was studied in [34, 35] considering SR fading distribution. A comprehensive secrecy performance analysis of a multiuser-based Hybrid ST Relay Network (HSTRN) has been explained in [36] by adopting SR fading for satellite link and Nakagami- $m$  fading for terrestrial links. For security measurement, authors derive an accurate and asymptotic SOP expression. In addition, the impact of hardware impairments and co-channel interference (CCI) on the security of satellite relay communication network in SR channel has been presented in [37].

### C. Motivation

Researchers in [2–6] only described the effect of shadowing on the performance of the wireless communication system. The detrimental effects of correlation and shadowing were analyzed in [7, 8]. The PLS of wireless system was evaluated in [10–22] considering only single receiver and eavesdropper. The properties and advantages of a cooperative network with a single relay were illustrated in [23–25] and their security issue was investigated in [27–29]. The application of satellite communication was introduced in [30–33] with a cooperative wireless network, and in [34–36], the authors analyzed the security aspect of such network. So it can be seen that no literature mentioned above has considered the possibility of multicasting or the presence of multiple eavesdroppers in the system. Although an opportunistic relaying scheme was applied in [26], the authors did not consider the multicasting scenario or shadowing in the environment. According to the best of the author’s knowledge, no research has yet been done to measure the secrecy capacity of a wireless network employing the best relay selection scheme from multiple relays with shadowing at one side and multiple receivers and eavesdroppers on the other side considering the generalized fading condition in the relay to receivers/eavesdroppers link. This research gap fulfilled in this paper by considering a dual-hop satellite multicast communication network with multiple relays and eavesdroppers considering SR fading in the first hop and  $\alpha - \mu$  fading channel in the second hop. The reason behind the performance evaluation of a generalized fading channel considered in the second hop is that it can be used to analyze some well-known classical distribution models such as one-sided Gaussian, Rayleigh, Weibull, and Nakagami- $m$  fading models [38].

### D. Contribution

The key contributions of this work are summarized as follows:

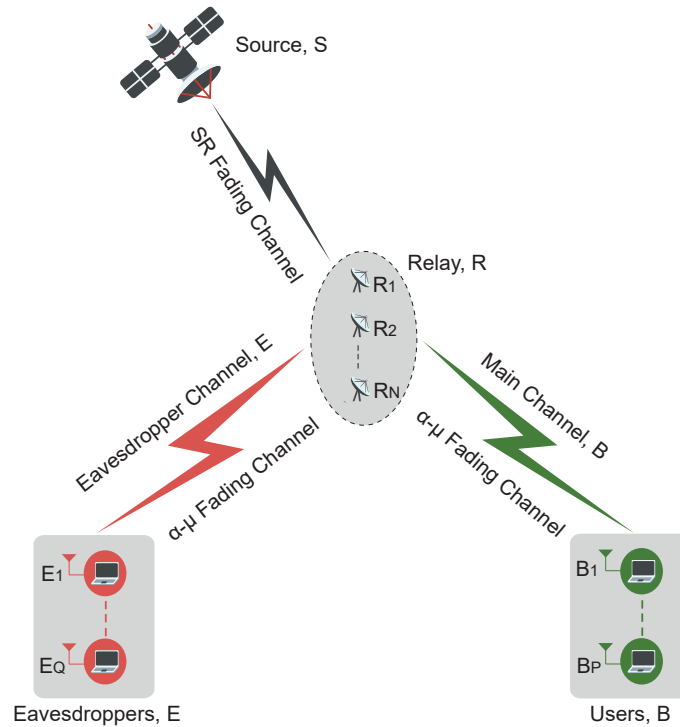
1. A cooperative dual-hop model with multiple relays and receivers in the presence of multiple eavesdroppers is considered in this proposed work which is a novel approach in satellite-terrestrial networking system since no previous works considered multicasting under the multiple eavesdroppers’ wiretapping attempts over such networks.
2. At first, we derive dual-hop PDFs considering the best relay selection criteria by using the probability density functions (PDFs) of each individual hop. Capitalizing on those PDFs, we derive PDFs for multicast and eavesdropper channels using order statistics which are also novel with respect to the previous studies.

3. To evaluate the security aspects of the proposed model, the closed-form expressions of secure outage probability for multicasting (SOPM), ergodic secrecy multicast capacity (ESMC), and the probability of non-zero secrecy multicast capacity (PNSMC) have been derived and verified through Monte-Carlo simulations.
4. Although some researches on the secrecy analysis of satellite communications are reported in the existing works, (e.g. [39–42]), it is noteworthy that our proposed model clearly establishes a superiority over those works by replicating most of those existing works as our special cases.

### E. Arrangement of the paper

The paper has been rearranged as follows. System model and problem formulation are demonstrated in section 2. The analytical expressions of SOPM, ESMC, PNSMC are derived in section 3, 4 and 5, respectively. Numerical analysis of the derived expressions is elaborately described in section 6. Lastly, this research is summarized in section 7.

## 2. SYSTEM MODEL AND PROBLEM FORMULATION



**Fig. 1.** Relay selection in multicasting over a dual-hop HSTRN system in the presence of multiple eavesdroppers.

A real-life scenario is considered in Fig. 1 where a satellite source,  $S$  intends to send some private data to a bunch of selected users,  $B$  which are resided at a distant location from  $S$ . Due to this long-distance between  $S$  and  $B$ , there exists no direct communication path between them. Therefore, the relay is employed which will collect the information from  $S$ , process it, and transmit that same information again to  $B$ . This model can be practically applied to video conferencing or distance learning [43] through device-to-device (D2D) and mmWave communication networks in the widely known 5G system and beyond [44]. As multiple eavesdroppers,  $E$  are present in the system, they will try to overhear that private data sent from the relay. Thus security of the transmitted data will be jeopardized. The enhancement of the information security can be

achieved by engaging multiple relays ( $N$ ) instead of a single relay and choosing the best one among all the  $N$  relays commonly known as the best relay selection scheme.

So, there are actually two hops of communication in this proposed model. In the first hop, the data is sent from  $S$  to the relays via the  $\mathcal{S} - \mathcal{N}$  link which is modeled to experience the SR fading. The actual cause of considering the SR fading channel is to evaluate the effect of shadowing on the secrecy performance in satellite communication. Then the best relay is chosen among the given  $N$  relays and the data is sent from this best relay to the users,  $B$  through best relay-user,  $\mathcal{N} - \mathcal{P}$  link which is designed as the  $\alpha - \mu$  fading channel because this simple yet flexible model can be used to operate in different environmental condition as required in 5G communications [45]. The eavesdroppers,  $E$  are wiretapping the transmitted data via  $\mathcal{N} - \mathcal{Q}$  link. All the nodes are designed with a single antenna.

Let, the environmental or channel condition of the  $\mathcal{S} - \mathcal{N}$  link is represented by the coefficient,  $u_{sr} \in \mathcal{C}^{1 \times 1}$  where ( $r = 1, 2, 3, \dots, N$ ). Similarly, the channel condition for  $\mathcal{N} - \mathcal{P}$  and  $\mathcal{N} - \mathcal{Q}$  link can be given by the coefficients  $v_{rb} \in \mathcal{C}^{1 \times 1}$  ( $b = 1, 2, 3, \dots, P$ ) and  $w_{re} \in \mathcal{C}^{1 \times 1}$  ( $e = 1, 2, 3, \dots, Q$ ). So the relay will receive a signal of the shape given as following:

$$d_{sr} = u_{sr}z + n_r. \quad (1)$$

Here,  $z \sim \widetilde{\mathcal{N}}(0, N_s)$  is the transmitted signal, where  $N_s$  is the transmit power. The noise term at  $r$ th relay is denoted by  $n_r \sim \widetilde{\mathcal{N}}(0, N_r)$ , where  $N_r$  is the noise power. In the second hop, the signal from the best relay will be received by  $P$  and  $Q$ . So, the signal received at  $b$ th users and  $e$ th eavesdroppers can be expressed as

$$d_{rb} = v_{rb}d_r + x_b = v_{rb}(u_rz + n_r) + x_b = p_{rb}z + g_b, \quad (2)$$

$$d_{re} = w_{re}d_r + y_e = w_{re}(u_rz + n_r) + y_e = p_{re}z + h_e, \quad (3)$$

where  $g_b \triangleq v_{rb}n_r + x_b$ ,  $h_e \triangleq w_{re}n_r + y_e$ ,  $x_b \sim \widetilde{\mathcal{N}}(0, N_b)$  and  $y_e \sim \widetilde{\mathcal{N}}(0, N_e)$  describe Gaussian noises,  $N_b$  and  $N_e$  represents the noise power at the  $b$ th users and  $e$ th eavesdroppers, respectively. Now the instantaneous SNRs of the  $\mathcal{S} - \mathcal{N}$ ,  $\mathcal{N} - \mathcal{P}$  and  $\mathcal{N} - \mathcal{Q}$  links can be written as  $\xi_{sr} = \frac{N_s}{N_r} \|u_{sr}\|^2$ ,  $\xi_{rb} = \frac{T_p}{N_b} \|v_{rb}\|^2$  and  $\xi_{re} = \frac{T_p}{N_e} \|w_{re}\|^2$ , respectively, where the transmit power from  $r$ th relay is denoted as  $T_p$ .

### A. PDFs of SR and $\alpha - \mu$ fading channels

Since the first hop of this system is considered to experience the SR fading channel, the PDF of  $\xi_{sr}$  for the  $\mathcal{S} - \mathcal{N}$  link can be given as [34]

$$f_{\xi_{sr}}(\xi) = \lambda_s e^{-\lambda_s \xi} {}_1F_1\left(m_s; 1; \frac{\gamma_s}{\varrho_s} \xi\right), \quad (4)$$

where  $\lambda_s = \frac{1}{2P_s \varrho_s}$ ,  $\lambda_s = \left(\frac{2P_s m_s}{2P_s m_s + \xi_s}\right)^{m_s} \lambda_s$ ,  $\gamma_s = \frac{\xi_s}{2P_s(2P_s m_s + \xi_s)}$ ,  $2P_s$  represents the average power of the multipath component,  $m_s \geq 0$  is the fading severity parameter ranging from 0 to 1 and  $\xi_s$  is the average power of the line-of-sight (LOS) component.  ${}_1F_1(\cdot; \cdot; \cdot)$  presents the confluent hyper-geometric function and the average SNR is represented by  $\varrho_s$ . The amount on shadowing in the SR Fading channel depends on the values of  $P_s$ ,  $m_s$  and  $\xi_s$ . These parameters can be easily calculated from Loo's model using the following equations given by [eqs. 10,11 46]

$$\mu = \frac{1}{2} \left[ \ln\left(\frac{\xi_s}{m_s}\right) + \psi(m_s) \right], \quad (5)$$

$$d_0 = \frac{\psi'(m_s)}{4}, \quad (6)$$

where  $\mu$  and  $d_0$  are the Loo's parameter.  $\psi(\cdot)$  and  $\psi'(\cdot)$  represents Psi function [eq. 8.360.1, 47] and its first derivative, respectively. For a given value of  $d_0$ ,  $m_s$  can be easily calculated from Eq. (6). The numerical value of  $\xi_s$  can be easily found from Eq. (5) using the value of  $m_s$ . Four different cases of shadowing for some specific

**Table 1.** Parameter values ( $P_s, m_s$  and  $\zeta_s$ ) calculated from Loo's parameters using Eq. (5) and Eq. (6).

Shadowing	Loo's Model		Proposed Model		
	Cases	$\mu$	$\sqrt{d_0}$	$P_s$	$m_s$
Case-1	-3.914	0.806	0.063	0.739	0.0009
Case-2	-0.690	0.230	0.251	5.21	0.278
Case-3	-0.115	0.161	0.126	10.1	0.835
Case-4	0.115	0.115	0.158	19.4	1.29

values of these parameters are given in Table 1 where case 1 represents the heavy shadowing and case 4 represents very light shadowing condition.

Now, applying [eq. 9.14.1, 47] in (4), we get

$$f_{\zeta_{sr}}(\zeta) = \lambda_s \sum_{\theta_1=0}^{m_s-1} \frac{(1-m_s)_{\theta_1} (-\gamma_s)^{\theta_1}}{q_s^{\theta_1} (\theta_1!)^2} e^{-\psi_s \zeta} \zeta^{\theta_1}, \quad (7)$$

where  $\psi_s = \frac{\chi_s q_s - \gamma_s}{q_s}$  and  $\Gamma(\cdot)$  is the well known Gamma function.

In the second hop of the proposed system, both the  $\mathcal{N} - \mathcal{P}$  link and  $\mathcal{N} - \mathcal{Q}$  link follows the  $\alpha - \mu$  fading distribution. So the PDF of  $\zeta_{rb}$  and  $\zeta_{re}$  for  $\mathcal{N} - \mathcal{P}$  link and  $\mathcal{N} - \mathcal{Q}$  can be respectively given by [10]

$$f_{\zeta_{ri}}(\zeta) = z_1 e^{-\psi_1 \zeta^{\frac{\alpha_i}{2}}} \zeta^{z_2}, \quad (8)$$

where  $z_1 = \frac{\alpha_i \mu_i^{\mu_i}}{2\Gamma(\mu_i)} q_i^{-\frac{\alpha_i \mu_i}{2}}$ ,  $\psi_1 = \mu_i q_i^{-\frac{\alpha_i}{2}}$ ,  $z_2 = \frac{\alpha_i \mu_i}{2} - 1$ ,  $i \in (b, e)$  and  $z \in (\lambda, \hbar)$  where  $(b, \lambda)$  and  $(e, \hbar)$  corresponds to  $\mathcal{N} - \mathcal{P}$  and  $\mathcal{N} - \mathcal{Q}$  link, respectively.  $\alpha_i$  and  $\mu_i$  are two fading parameters that defines nonlinearity and clustering of the second hop.  $q_i$  denotes the average SNR of this hop.

## B. PDFs for Dual-hop SNRs

Considering the instantaneous SNRs of  $\mathcal{S} - \mathcal{P}$  and  $\mathcal{S} - \mathcal{Q}$  link by  $\zeta_{sb}$  and  $\zeta_{se}$ , respectively, their PDFs can be given as [eq. 22, 43],

$$f_{\zeta_{sb}}(\zeta) = \frac{dF_{\zeta_{sb}}(\zeta)}{d(\zeta)}, \quad (9)$$

$$f_{\zeta_{se}}(\zeta) = \frac{dF_{\zeta_{se}}(\zeta)}{d(\zeta)}, \quad (10)$$

where  $F_{\zeta_{sb}}(\zeta)$  and  $F_{\zeta_{se}}(\zeta)$  are the Cumulative Distributive Functions (CDFs) of  $\zeta_{sb}$  and  $\zeta_{se}$ , respectively. Here,  $F_{\zeta_{sb}}(\zeta)$  can be defined as [eq. 12, 48]

$$F_{\zeta_{sb}}(\zeta) = 1 - P(\zeta_{sr} > \zeta_{sb})P(\zeta_{rb} > \zeta_{sb}), \quad (11)$$

where  $P(\zeta_{sr} > \zeta_{sb})$  and  $P(\zeta_{rb} > \zeta_{sb})$  represents the Complementary CDFs (CCDFs) of  $\zeta_{sr}$  and  $\zeta_{rb}$ , respectively. The CCDF of  $\zeta_{sr}$  can be defined as [eq. 23, 43],

$$P(\zeta_{sr} > \zeta_{sb}) = \int_{\zeta_{sb}}^{\infty} f_{\zeta_{sr}}(\zeta) d\zeta. \quad (12)$$

Substituting Eq. (7) into Eq. (12) and performing the integration using the identity [eq. 3.351.1, 47], we get

$$P(\zeta_{sr} > \zeta_{sb}) = \sum_{\theta_1=0}^{m_s-1} \frac{\lambda_s (1-m_s)_{\theta_1} (-\gamma_s)^{\theta_1}}{q_s^{\theta_1} (\theta_1!)^2 \psi_s^{\theta_1+1}} \Gamma(\theta_1 + 1, \psi_s \zeta), \quad (13)$$



where  $\Gamma(\cdot, \cdot)$  is an incomplete gamma function and  $(1 - m_s)_{\theta_1}$  is the Pochhammer symbol where  $(1 - m_s)_{\theta_1} = \frac{\Gamma(1 - m_s + \theta_1)}{\Gamma(1 - m_s)}$ .

Similarly, the CCDF of  $\zeta_{rb}$  can be defined as

$$P(\zeta_{rb} > \zeta_{sb}) = \int_{\zeta_{sb}}^{\infty} f_{\zeta_{rb}}(\zeta) d\zeta. \quad (14)$$

Now, substituting Eq. (8) into Eq. (14) and applying the identity of [eq. 3.381.9, 47], we get

$$P(\zeta_{rb} > \zeta_{sb}) = \lambda_3 \Gamma(\mu_b, \psi_1 \zeta^{\frac{\alpha_b}{2}}), \quad (15)$$

where  $\lambda_3 = \frac{2\lambda_1}{\alpha_b \psi^{\mu_b}}$ . Using Eq. (13) and Eq. (15) into Eq. (11), finally we will get  $F_{\zeta_{sb}}(\zeta)$  as

$$F_{\zeta_{sb}}(\zeta) = 1 - \sum_{\theta_1=0}^{m_s-1} \lambda_{4,\theta_1} \Gamma(\theta_1 + 1, \psi_s \zeta) \Gamma(\mu_b, \psi_1 \zeta^{\frac{\alpha_b}{2}}), \quad (16)$$

where  $\lambda_{4,\theta_1} = \frac{\lambda_s (1 - m_s)_{\theta_1} (-\gamma_s)^{\theta_1} \lambda_3}{\rho_s^{\theta_1} (\theta_1!)^2 \psi_s^{\theta_1+1}}$ . Now, substituting Eq. (16) into Eq. (9) and differentiating this with respect to  $\zeta$ , the PDF of  $\zeta_{sb}$  will be found as,

$$f_{\zeta_{sb}}(\zeta) = \sum_{\theta_1=0}^{m_s-1} \lambda_{4,\theta_1} \left[ \lambda_5 \zeta^{\lambda_2} e^{-\psi_1 \zeta^{\frac{\alpha_b}{2}}} \Gamma(\theta_1 + 1, \psi_s \zeta) + \lambda_6 \zeta^{\theta_1} e^{-\psi_s \zeta} \Gamma(\mu_b, \psi_1 \zeta^{\frac{\alpha_b}{2}}) \right], \quad (17)$$

where  $\lambda_5 = \frac{\psi_1^{\mu_b} \alpha_b}{2}$  and  $\lambda_6 = \psi_s^{\theta_1+1}$ . Similarly the CDF of  $\zeta_{se}$  can be defined as [eq. 12, 48]

$$F_{\zeta_{se}}(\zeta) = 1 - P(\zeta_{sr} > \zeta_{se}) P(\zeta_{re} > \zeta_{se}), \quad (18)$$

where  $P(\zeta_{sr} > \zeta_{se})$  and  $P(\zeta_{re} > \zeta_{se})$  represents the CCDFs  $\zeta_{sr}$  and  $\zeta_{re}$ , respectively. Now by following the same procedure used in deriving  $F_{\zeta_{sb}}(\zeta)$ , the  $F_{\zeta_{se}}(\zeta)$  can be given by

$$F_{\zeta_{se}}(\zeta) = 1 - \sum_{\theta_2=0}^{m_s-1} \hat{\lambda}_{4,\theta_2} \Gamma(\theta_2 + 1, \psi_s \zeta) \Gamma(\mu_e, \psi_1 \zeta^{\frac{\alpha_e}{2}}), \quad (19)$$

where  $\hat{\lambda}_{4,\theta_2} = \frac{\lambda_s (1 - m_s)_{\theta_2} (-\gamma_s)^{\theta_2} \hat{\lambda}_3}{\rho_s^{\theta_2} (\theta_2!)^2 \psi_s^{\theta_2+1}}$  and  $\hat{\lambda}_3 = \frac{2\hat{\lambda}_1}{\alpha_e \psi^{\mu_e}}$ . Substituting Eq. (19) into Eq. (10), we get

$$f_{\zeta_{se}}(\zeta) = \sum_{\theta_2=0}^{m_s-1} \hat{\lambda}_{4,\theta_2} \left[ \hat{\lambda}_5 \zeta^{\hat{\lambda}_2} e^{-\psi_1 \zeta^{\frac{\alpha_e}{2}}} \Gamma(\theta_2 + 1, \psi_s \zeta) + \hat{\lambda}_6 \zeta^{\theta_2} e^{-\psi_s \zeta} \Gamma(\mu_e, \psi_1 \zeta^{\frac{\alpha_e}{2}}) \right], \quad (20)$$

where  $\hat{\lambda}_5 = \frac{\psi_1^{\mu_e} \alpha_e}{2}$  and  $\hat{\lambda}_6 = \psi_s^{\theta_2+1}$ .

## C. Best Relay Selection Procedure

### C.1. Best Relay to $b$ -th User

Let,  $\zeta_{db}$  denotes the instantaneous SNR between the best relay and  $b$ th user. Now applying order statistics, the expression of  $\zeta_{db}$  can be shown as [49]

$$\zeta_{db} = \arg_{peT}^{\max} \min(\zeta_{sr}, \zeta_{rb}). \quad (21)$$

The CDF of  $\zeta_{db}$  can be shown as,

$$F_{\zeta_{db}}(\zeta) = [F_{\zeta_{sb}}(\zeta)]^N. \quad (22)$$

Substituting Eq. (16) into Eq. (22), we get

$$F_{\zeta_{db}}(\zeta) = \left[ 1 - \sum_{\theta_1=0}^{m_s-1} \lambda_{4,\theta_1} \Gamma(\theta_1 + 1, \psi_s \zeta) \Gamma(\mu_b, \psi_1 \zeta^{\frac{\alpha_b}{2}}) \right]^N. \quad (23)$$

Differentiating Eq. (23), we get the PDF of  $\zeta_{db}$  as

$$f_{\zeta_{db}}(\zeta) = N \left[ 1 - \sum_{\theta_1=0}^{m_s-1} \lambda_{4,\theta_1} \Gamma(\theta_1 + 1, \psi_s \zeta) \Gamma(\mu_b, \psi_1 \zeta^{\frac{\alpha_b}{2}}) \right]^{N-1} \\ \times \left[ \sum_{\theta_1=0}^{m_s-1} \lambda_{4,\theta_1} \left( \lambda_5 \zeta^{\lambda_2} e^{-\psi_1 \zeta^{\frac{\alpha_b}{2}}} \Gamma(\theta_1 + 1, \psi_s \zeta) + \lambda_6 \zeta^{\theta_1} e^{-\psi_s \zeta} \Gamma(\mu_b, \psi_1 \zeta^{\frac{\alpha_b}{2}}) \right) \right]. \quad (24)$$

### C.2. Best Relay to $e$ -th Eavesdropper

Lets consider the instantaneous SNR between the best relay and  $e$ th eavesdropper as  $\zeta_{de}$ . It can be similarly expressed as [49]

$$\zeta_{de} = \arg_{pe}^{\max} \min(\zeta_{sr}, \zeta_{re}). \quad (25)$$

The CDF of  $F_{\zeta_{de}}(\zeta)$  is given by

$$F_{\zeta_{de}}(\zeta) = [F_{\zeta_{se}}(\zeta)]^N. \quad (26)$$

Substituting Eq. (19) into Eq. (26), the CDF of  $\zeta_{db}$  can be written as

$$F_{\zeta_{de}}(\zeta) = \left[ 1 - \sum_{\theta_2=0}^{m_s-1} \hbar_{4,\theta_2} \Gamma(\theta_2 + 1, \psi_s \zeta) \Gamma(\mu_e, \psi_1 \zeta^{\frac{\alpha_e}{2}}) \right]^N. \quad (27)$$

Differentiating Eq. (27), we get the PDF of  $\zeta_{de}$  given by

$$f_{\zeta_{de}}(\zeta) = N \left[ 1 - \sum_{\theta_2=0}^{m_s-1} \hbar_{4,\theta_2} \Gamma(\theta_2 + 1, \psi_s \zeta) \Gamma(\mu_e, \psi_1 \zeta^{\frac{\alpha_e}{2}}) \right]^{N-1} \\ \times \left[ \sum_{\theta_2=0}^{m_s-1} \hbar_{4,\theta_2} \left( \hbar_5 \zeta^{\hbar_2} e^{-\psi_1 \zeta^{\frac{\alpha_e}{2}}} \Gamma(\theta_2 + 1, \psi_s \zeta) + \hbar_6 \zeta^{\theta_2} e^{-\psi_s \zeta} \Gamma(\mu_e, \psi_1 \zeta^{\frac{\alpha_e}{2}}) \right) \right]. \quad (28)$$

### D. PDF of Multicast Channels

We consider the worst case for the multicast channels (i.e. minimum SNR among  $P$  users) because if the information at the weakest user's terminal is secure, then the total system can be considered secure. The minimum SNR of the multicast channels is denoted by  $\zeta_{min} = \min_{1 < b < P} \zeta_{db}$ , and the corresponding PDF can be represented by

$$f_{\zeta_{min}}(\zeta) = P f_{\zeta_{db}}(\zeta) [1 - F_{\zeta_{db}}(\zeta)]^{P-1}. \quad (29)$$

Putting values of Eq. (23) and Eq. (24) into Eq. (29), we get

$$f_{\zeta_{min}}(\zeta) = PN \sum_{\theta_1=0}^{m_s-1} \lambda_{4,\theta_1} \left[ \left( \frac{\lambda_5 \zeta^{\lambda_2}}{e^{\psi_1 \zeta^{\frac{\alpha_b}{2}}}} \Gamma(\theta_1 + 1, \psi_s \zeta) + \frac{\lambda_6 \zeta^{\theta_1}}{e^{\psi_s \zeta}} \Gamma(\mu_b, \psi_1 \zeta^{\frac{\alpha_b}{2}}) \right) \right] \\ \times \left[ 1 - \sum_{\theta_1=0}^{m_s-1} \lambda_{4,\theta_1} \Gamma(\theta_1 + 1, \psi_s \zeta) \Gamma(\mu_b, \psi_1 \zeta^{\frac{\alpha_b}{2}}) \right]^{N-1} \left[ 1 - \left[ 1 - \sum_{\theta_1=0}^{m_s-1} \lambda_{4,\theta_1} \Gamma(\theta_1 + 1, \psi_s \zeta) \Gamma(\mu_b, \psi_1 \zeta^{\frac{\alpha_b}{2}}) \right]^N \right]^{P-1}. \quad (30)$$



Using the Identity of [eq. 1.111, 47], Eq. (30) can be written as

$$f_{\zeta_{min}}(\xi) = PN \sum_{\theta_1=0}^{m_s-1} \sum_{\theta_3=0}^{P-1} \lambda_{4,\theta_1} \lambda_{7,\theta_3} \left[ 1 - \sum_{\theta_1=0}^{m_s-1} \lambda_{4,\theta_1} \Gamma(\theta_1 + 1, \psi_s \xi) \Gamma(\mu_b, \psi_1 \xi^{\frac{\alpha_b}{2}}) \right]^{N(\theta_3+1)-1} \\ \times \left( \frac{\lambda_5 \xi^{\lambda_2}}{e^{\psi_1 \xi^{\frac{\alpha_b}{2}}}} \Gamma(\theta_1 + 1, \psi_s \xi) + \frac{\lambda_6 \xi^{\tau \theta_1}}{e^{\psi_s \xi}} \Gamma(\mu_b, \psi_1 \xi^{\frac{\alpha_b}{2}}) \right), \quad (31)$$

where  $\lambda_{7,\theta_3} = \binom{P-1}{\theta_3} (-1)^{\theta_3}$ . Equation Eq. (31) can be further simplified using [eq.8.352.7, 47] and can be given by

$$f_{\zeta_{min}}(\xi) = PN \sum_{\theta_1=0}^{m_s-1} \sum_{\theta_3=0}^{P-1} \sum_{\theta_4=0}^{N(\theta_3+1)-1} \lambda_{4,\theta_1} \lambda_{7,\theta_3} \lambda_{8,\theta_4} \left[ \sum_{\theta_1=0}^{m_s-1} \sum_{\theta_5=0}^{\theta_1} \sum_{\theta_6=0}^{\mu_b-1} \delta_1(\xi) \right]^{\theta_4} \left( \frac{\lambda_5 \xi^{\lambda_2}}{e^{\psi_1 \xi^{\frac{\alpha_b}{2}}}} \Gamma(\theta_1 + 1, \psi_s \xi) + \frac{\lambda_6 \xi^{\tau \theta_1}}{e^{\psi_s \xi}} \Gamma(\mu_b, \psi_1 \xi^{\frac{\alpha_b}{2}}) \right), \quad (32)$$

where  $\delta_1(\xi) = \lambda_9, \theta_{1,5,6} \xi^{\lambda_{10}}, \theta_{5,6} e^{-\psi_s \xi - \psi_1 \xi^{\frac{\alpha_b}{2}}}$ ,  $\lambda_{10,\theta_{5,6}} = \theta_5 + \frac{\alpha_b}{2} \theta_6$ ,  $\lambda_{9,\theta_{1,5,6}} = \frac{\lambda_{4,\theta_1} (\theta_1)! \psi_s^{\theta_5} (\mu_b - 1)! \psi_1^{\theta_6}}{\theta_5! \theta_6!}$ , and  $\lambda_{8,\theta_4} = \binom{N(\theta_3+1)-1}{\theta_4} (-1)^{\theta_4}$ . The solution of the term  $\left[ \sum_{\theta_1=0}^{m_s-1} \sum_{\theta_5=0}^{\theta_1} \sum_{\theta_6=0}^{\mu_b-1} \delta_1(\xi) \right]^{\theta_4}$  given in Eq. (32) requires a special mathematical tool named multinomial theorem. According to this theorem,  $\left[ \sum_{\theta_1=0}^{m_s-1} \sum_{\theta_5=0}^{\theta_1} \sum_{\theta_6=0}^{\mu_b-1} \delta_1(\xi) \right]^{\theta_4}$  can be represented by [eq. 7, 50]

$$\left[ \sum_{\theta_1=0}^{m_s-1} \sum_{\theta_5=0}^{\theta_1} \sum_{\theta_6=0}^{\mu_b-1} \delta_1(\xi) \right]^{\theta_4} = \sum_{\tau_{\theta_4}} \Lambda_{1,\tau_{\theta_4}} \xi^{\Lambda_{4,\tau_{\theta_4}}} e^{-\Lambda_{2,\tau_{\theta_4}} \xi - \Lambda_{3,\tau_{\theta_4}} \xi^{\frac{\alpha_b}{2}}}, \quad (33)$$

where  $\Lambda_{1,\tau_{\theta_4}} = \Lambda_{5,\tau_{\theta_4}} \binom{\theta_4}{t_{0,0,0}, \dots, t_{\theta_1, \theta_5, \theta_6}, \dots, t_{m_s-1, \theta_1, \mu_b-1}}$ ,  $\Lambda_{5,\tau_{\theta_4}} = \prod_{\theta_1, \theta_5, \theta_6} (\lambda_{9,\theta_{1,5,6}})^{t_{\theta_1, \theta_5, \theta_6}}$ ,  $\binom{u}{u_1, u_2, \dots, u_\theta} = \frac{u!}{u_1! u_2! \dots u_\theta!}$ ,  $\Lambda_{3,\tau_{\theta_4}} = \sum_{\theta_1} \sum_{\theta_5} \sum_{\theta_6} \psi_1 t_{\theta_1, \theta_5, \theta_6}$ ,  $\Lambda_{4,\tau_{\theta_4}} = \sum_{\theta_1} \sum_{\theta_5} \sum_{\theta_6} \lambda_{10,\theta_{5,6}} t_{\theta_1, \theta_5, \theta_6}$ , and  $\Lambda_{2,\tau_{\theta_4}} = \sum_{\theta_1} \sum_{\theta_5} \sum_{\theta_6} \psi_s t_{\theta_1, \theta_5, \theta_6}$  describes the multinomial coefficients. For every element of  $\tau_{\theta_4}$ , the sum in Eq. (33) can be given by

$$\tau_{\theta_4} = \left[ t_{0,0,0}, \dots, t_{\theta_1, \theta_5, \theta_6}, \dots, t_{m_s-1, \theta_1, \mu_b-1} : t_{\theta_1, \theta_5, \theta_6} \in \mathbb{N}_0 \leq \theta_1 \leq m_s - 1, 0 \leq \theta_5 \leq \theta_1, 0 \leq \theta_6 \leq \mu_b - 1; \sum_{\theta_1, \theta_5, \theta_6} t_{\theta_1, \theta_5, \theta_6} \right]. \quad (34)$$

It is important to note that the number of tuples of  $\tau_{\theta_4}$  are  $\mu_b \frac{m_s(m_s+1)(m_s+2)}{6} [m_s \geq 1]$  and sum of those terms is equal to  $\theta_4$ . Now, substituting Eq. (33) into Eq. (32), we get

$$f_{\zeta_{min}}(\xi) = \sum_{\theta_1=0}^{m_s-1} \sum_{\theta_3=0}^{P-1} \sum_{\theta_4=0}^{N(\theta_3+1)-1} \sum_{\tau_{\theta_4}} \frac{\lambda_{11,\theta_{1,3,4}}}{e^{\lambda_{14} \xi + \lambda_{15} \xi^{\frac{\alpha_b}{2}}}} \left[ \sum_{\theta_7=0}^{\theta_1} \lambda_{12,\theta_7} \xi^{r_1} + \sum_{\theta_8=0}^{\mu_b-1} \lambda_{13,\theta_8} \xi^{r_2} \right], \quad (35)$$

where  $\lambda_{11,\theta_{1,3,4}} = PN \lambda_{4,\theta_1} \lambda_{7,\theta_3} \lambda_{8,\theta_4} \Lambda_{1,\tau_{\theta_4}}$ ,  $r_1 = \Lambda_{4,\tau_{\theta_4}} + \lambda_2 + \theta_7$ ,  $\lambda_{13,\theta_8} = \frac{\lambda_6 (\mu_b - 1)! \psi_1^{\theta_8}}{\theta_8}$ ,  $\lambda_{14} = \psi_s + \Lambda_{2,\tau_{\theta_4}}$ ,  $\lambda_{15} = \psi_1 + \Lambda_{3,\tau_{\theta_4}}$ ,  $\lambda_{12,\theta_7} = \frac{\lambda_5 (\theta_1)! \psi_s^{\theta_7}}{\theta_7}$  and  $r_2 = \Lambda_{4,\tau_{\theta_4}} + \theta_1 + \frac{\alpha_b \theta_8}{2}$ .

## E. PDF of Eavesdropper Channel

To ensure a perfect secrecy, we therein consider the strongest case of the eavesdropper channels (i.e. maximum SNR among  $Q$  eavesdroppers). The reason is that if the transmitted information can be protected from the strongest eavesdropper, then the total system can be considered secure from the all remaining eavesdroppers. Hence, the maximum SNR of eavesdropper channels is denoted by  $\zeta_{max} = \max_{1 < e < Q} \zeta_{de}$  and its PDF can be represented by

$$f_{\zeta_{max}}(\xi) = Q f_{\zeta_{de}}(\xi) [F_{\zeta_{de}}(\xi)]^{Q-1}. \quad (36)$$

Putting values of Eq. (27) and Eq. (28) into Eq. (36), we get,

$$f_{\zeta_{max}}(\zeta) = QN \left[ \sum_{\theta_2=0}^{m_s-1} \hbar_{4,\theta_2} \left( [\hbar_5 \zeta^{\hbar_2} e^{-\psi_1 \zeta^{\frac{\alpha_e}{2}}} \Gamma(\theta_2 + 1, \psi_s \zeta)] \left[ 1 - \sum_{\theta_2=0}^{m_s-1} \hbar_{4,\theta_2} \Gamma(\theta_2 + 1, \psi_s \zeta) \Gamma(\mu_e, \psi_1 \zeta^{\frac{\alpha_e}{2}}) \right] \right)^{QN-1} \right]. \quad (37)$$

Now applying the Identity of [eq. 1.111, 47] and [eq.8.352.7, 47], Eq. (37) can be written as

$$f_{\zeta_{max}}(\zeta) = \sum_{\theta_2=0}^{m_s-1} \sum_{\theta_{11}=0}^{QN-1} \hbar_{4,\theta_2} \hbar_{7,\theta_{11}} e^{-\psi_s \zeta - \psi_1 \zeta^{\frac{\alpha_e}{2}}} \left[ \sum_{\theta_2=0}^{m_s-1} \sum_{\theta_9=0}^{\theta_2} \sum_{\theta_{10}=0}^{\mu_e-1} \delta_2(\zeta) \right]^{\theta_{11}} \left[ \sum_{\theta_{12}=0}^{\theta_2} \hbar_{9,\theta_{12}} \zeta^{\hbar_2 + \theta_{12}} + \sum_{\theta_{13}=0}^{\mu_e-1} \hbar_{10,\theta_{13}} \zeta^{(\theta_2 + \frac{\alpha_e \theta_{13}}{2})} \right], \quad (38)$$

where  $\delta_2(\zeta) = \hbar_{8,\theta_{2,9,10}} \zeta^{\theta_9 + \frac{\alpha_e \theta_{10}}{2}} e^{-\psi_s \zeta - \psi_1 \zeta^{\frac{\alpha_e}{2}}}$ ,  $\hbar_{7,\theta_{11}} = \binom{QN-1}{\theta_{11}} QN$ ,  $\hbar_{8,\theta_{2,9,10}} = \frac{(-1)^{\hbar_4 \theta_2} (\theta_2)! \psi_s^{\theta_9} (\mu_e - 1)! \psi_1^{\theta_{10}}}{\theta_9! \theta_{10}!}$ ,  $\hbar_{9,\theta_{12}} = \frac{\hbar_5 (\theta_2)!}{(\theta_{12})!}$   
 $\psi_s^{\theta_{12}}$ ,  $\hbar_{10,\theta_{13}} = \frac{\hbar_6 (\mu_e - 1)! \psi_1^{\theta_{13}}}{(\theta_{13})!}$  and  $\hbar_{11,\theta_{9,10}} = \theta_9 + \frac{\alpha_e \theta_{10}}{2}$ . Again,  $\left[ \sum_{\theta_2=0}^{m_s-1} \sum_{\theta_9=0}^{\theta_2} \sum_{\theta_{10}=0}^{\mu_e-1} \delta_2(\zeta) \right]^{\theta_{11}}$  can be represented using the Multinomial theorem as given by

$$\left[ \sum_{\theta_2=0}^{m_s-1} \sum_{\theta_9=0}^{\theta_2} \sum_{\theta_{10}=0}^{\mu_e-1} \delta_2(\zeta) \right]^{\theta_{11}} = \sum_{\tau_{\theta_{11}}} \Lambda_6, \tau_{\theta_{11}} e^{-\Lambda_7, \tau_{\theta_{11}} \zeta - \Lambda_8, \tau_{\theta_{11}} \zeta^{\frac{\alpha_e}{2}}} \zeta^{\Lambda_9, \tau_{\theta_{11}}}, \quad (39)$$

where  $\Lambda_6, \tau_{\theta_{11}} = \Lambda_{10}, \tau_{\theta_{11}} (t_{0,0,0}, \dots, t_{\theta_2, \theta_9, \theta_{10}}, \dots, t_{m_s-1, \theta_8, \mu_e-1})$ ,  $\Lambda_{10}, \tau_{\theta_{11}} = \prod_{\theta_2, \theta_9, \theta_{10}} (\hbar_{8, \theta_2, 8, 9})^{t_{\theta_2, \theta_9, \theta_{10}}}$ ,  
 $\Lambda_7, \tau_{\theta_{11}} = \sum_{\theta_2} \sum_{\theta_9} \sum_{\theta_{10}} \psi_s t_{\theta_2, \theta_9, \theta_{10}}$ ,  $\Lambda_8, \tau_{\theta_{11}} = \sum_{\theta_2} \sum_{\theta_9} \sum_{\theta_{10}} \psi_1 t_{\theta_2, \theta_9, \theta_{10}}$ ,  $\Lambda_9, \tau_{\theta_{11}} = \sum_{\theta_2} \sum_{\theta_9} \sum_{\theta_{10}} \lambda_{11, \theta_9, \theta_{10}} t_{\theta_2, \theta_9, \theta_{10}}$  and

$$\tau_{\theta_{11}} = \left[ t_{0,0,0}, \dots, t_{\theta_2, \theta_9, \theta_{10}}, \dots, t_{m_s-1, \theta_2, \mu_e-1} : t_{\theta_2, \theta_9, \theta_{10}} \in \mathbb{N} \ 0 \leq \theta_2 \leq m_s - 1, 0 \leq \theta_9 \leq \theta_2, 0 \leq \theta_{10} \leq \mu_e - 1; \right. \\ \left. \sum_{\theta_2, \theta_9, \theta_{10}} t_{\theta_2, \theta_9, \theta_{10}} \right]. \quad (40)$$

Here, the number of tuples of  $\tau_{\theta_{11}}$  are  $\mu_e \frac{m_s(m_s+1)(m_s+2)}{6} [m_s \geq 1]$  and sum of those terms is equal to  $\theta_{11}$ . Substituting Eq. (39) into Eq. (38), we get

$$f_{\zeta_{max}}(\zeta) = \sum_{\theta_2=0}^{m_s-1} \sum_{\theta_{11}=0}^{QN-1} \sum_{\tau_{\theta_{11}}} \hbar_{12, \theta_{2,11}} e^{-\hbar_{13} \zeta - \hbar_{14} \zeta^{\frac{\alpha_e}{2}}} \left[ \sum_{\theta_{12}=0}^{\theta_2} \hbar_{9, \theta_{12}} \zeta^{r_3} + \sum_{\theta_{13}=0}^{\mu_e-1} \hbar_{10, \theta_{13}} \zeta^{r_4} \right], \quad (41)$$

where  $\hbar_{12, \theta_{2,11}} = \hbar_{4, \theta_2} \hbar_{7, \theta_{11}} \Lambda_6, \tau_{\theta_{11}}$ ,  $\hbar_{13} = \psi_s + \Lambda_7, \tau_{\theta_{11}}$ ,  $\hbar_{14} = \psi_1 + \Lambda_8, \tau_{\theta_{11}}$ ,  $r_3 = \Lambda_9, \tau_{\theta_{11}} + \hbar_2 + \theta_{12}$  and  $r_4 = \Lambda_9, \tau_{\theta_{11}} + \theta_2 + \frac{\alpha_e \theta_{13}}{2}$ .

### 3. SOPM ANALYSIS

We denote secrecy multicast capacity as  $C_s$  [9] and the target secrecy rate as  $\varphi_c$ . The SOPM indicates the transmitted information will be secured only if  $C_s > \varphi_c$ . Mathematically, the SOPM is defined as [eq. 20, 51]

$$P_{out}(\varphi_c) = 1 - \int_0^\infty \left( \int_w^\infty f_{\zeta_{min}}(\zeta_{db}) d\zeta_{db} \right) f_{\zeta_{max}}(\zeta_{de}) d\zeta_{de}, \\ = 1 - \int_0^\infty \mathcal{I}_1 f_{\zeta_{max}}(\zeta_{de}) d\zeta_{de}, \quad (42)$$

where  $w = 2^{\varphi_c} (1 + \zeta_{de}) - 1$ ,  $\varphi_c > 0$  and  $\mathcal{I}_1 = \int_w^\infty f_{\zeta_{min}}(\zeta_{db}) d\zeta_{db}$ .

**Derivation of  $\mathcal{I}_1$ :**

$\mathcal{I}_1$  can be written with the help of Eq. (35) as

$$\mathcal{I}_1 = \sum_{\theta_1=0}^{m_s-1} \sum_{\theta_3=0}^{P-1} \sum_{\theta_4=0}^{N(\theta_3+1)-1} \sum_{\tau_{\theta_4}} \lambda_{11,\theta_1,3,4} \int_w \left[ \sum_{\theta_7=0}^{\theta_1} \lambda_{12,\theta_7} \zeta_{db}^{r_1} + \sum_{\theta_8=0}^{\mu_b-1} \lambda_{13,\theta_8} \zeta_{db}^{r_2} \right] e^{-\lambda_{14} \zeta_{db}} e^{-\lambda_{15} \zeta_{db}^{\frac{\alpha_b}{2}}} d\zeta_{db}. \quad (43)$$

Now, using the series representation of exponential function i.e.  $e^{-\lambda_{15} \zeta_{db}^{\frac{\alpha_b}{2}}} = \sum_{\theta_{14}=0}^{\infty} \frac{(-\lambda_{15})^{\theta_{14}} \zeta_{db}^{\frac{\alpha_b \theta_{14}}{2}}}{\theta_{14}!}$  using the identity of [eq. 1.211.1 47], Eq. (43) can be simplified as

$$\mathcal{I}_1 = \sum_{\theta_1=0}^{m_s-1} \sum_{\theta_3=0}^{P-1} \sum_{\theta_4=0}^{N(\theta_3+1)-1} \sum_{\tau_{\theta_4}} \sum_{\theta_{14}=0}^{\infty} \lambda_{11,\theta_1,3,4,14} \int_w \left[ \sum_{\theta_7=0}^{\theta_1} \lambda_{12,\theta_7} \zeta_{db}^{r_5} + \sum_{\theta_8=0}^{\mu_b-1} \lambda_{13,\theta_8} \zeta_{db}^{r_6} \right] e^{-\lambda_{14} \zeta_{db}} d\zeta_{db}, \quad (44)$$

where  $\lambda_{11,\theta_1,3,4,14} = \lambda_{11,\theta_1,3,4} \frac{(-\lambda_{15})^{\theta_{14}}}{\theta_{14}!}$ ,  $r_5 = r_1 + \frac{\alpha_b \theta_{14}}{2}$ , and  $r_6 = r_2 + \frac{\alpha_b \theta_{14}}{2}$ . At first, integrating with the help of [eq. 3.351.2, 47], and then using binomial series expansion of [eq. 1.111, 47],  $\mathcal{I}_1$  is derived as

$$\mathcal{I}_1 = \sum_{\theta_1=0}^{m_s-1} \sum_{\theta_3=0}^{P-1} \sum_{\theta_4=0}^{N(\theta_3+1)-1} \sum_{\tau_{\theta_4}} \sum_{\theta_{14}=0}^{\infty} \lambda_{11,\theta_1,3,4,14} e^{-\lambda_{14} \varphi_2 \zeta_{de}} \left[ \sum_{\theta_7=0}^{\theta_1} \sum_{\theta_{15}=0}^{r_5} \sum_{\theta_{17}=0}^{\theta_{15}} \lambda_{12,\theta_7,15,17} \zeta_{de}^{\theta_{17}} + \sum_{\theta_8=0}^{\mu_b-1} \sum_{\theta_{16}=0}^{r_6} \sum_{\theta_{18}=0}^{\theta_{16}} \lambda_{13,\theta_8,16,18} \zeta_{de}^{\theta_{18}} \right], \quad (45)$$

where  $\lambda_{12,\theta_7,15,17} = \lambda_{12,\theta_7} \frac{(\theta_{15})^{r_5} e^{-\lambda_{14} \varphi_1} \varphi_1^{\theta_{15}-\theta_{17}} \varphi_2^{\theta_{17}}}{\theta_{15}! \lambda_{14}^{r_5-\theta_{15}+1}}$ ,  $\varphi_1 = 2^{\varphi_c} - 1$ ,  $\varphi_2 = 2^{\varphi_c}$ , and  $\lambda_{13,\theta_8,16,18} = \frac{(\theta_{16})^{r_6} e^{-\lambda_{14} \varphi_1} \varphi_1^{\theta_{16}-\theta_{18}} \varphi_2^{\theta_{18}}}{\theta_{16}! \lambda_{14}^{r_6-\theta_{16}+1}}$ .

Now, substituting the value of  $\mathcal{I}_1$  into Eq. (42), we get the final expression of SOPM in Eq. (46)

$$P_{out}(\varphi_c) = 1 - \sum_{\theta_1=0}^{m_s-1} \sum_{\theta_3=0}^{P-1} \sum_{\theta_4=0}^{N(\theta_3+1)-1} \sum_{\tau_{\theta_4}} \sum_{\theta_{14}=0}^{\infty} \sum_{\theta_2=0}^{m_s-1} \sum_{\theta_{11}=0}^{QN-1} \sum_{\tau_{\theta_{11}}} \lambda_{11,\theta_1,3,4,14} \hbar_{12,\theta_2,11} \left[ \sum_{\theta_7=0}^{\theta_1} \sum_{\theta_{15}=0}^{r_5} \sum_{\theta_{17}=0}^{\theta_{15}} \left( \sum_{\theta_{12}=0}^{\theta_2} \hbar_{9,\theta_{12}} \lambda_{12,\theta_7,15,17} \mathcal{I}_2 \right. \right. \\ \left. \left. + \sum_{\theta_{13}=0}^{\mu_c-1} \hbar_{10,\theta_{13}} \lambda_{12,\theta_7,15,17} \mathcal{I}_3 \right) + \sum_{\theta_8=0}^{\mu_b-1} \sum_{\theta_{16}=0}^{r_6} \sum_{\theta_{18}=0}^{\theta_{16}} \left( \sum_{\theta_{12}=0}^{\theta_2} \hbar_{9,\theta_{12}} \lambda_{13,\theta_8,16,18} \mathcal{I}_4 + \sum_{\theta_{13}=0}^{\mu_c-1} \hbar_{10,\theta_{13}} \lambda_{13,\theta_8,16,18} \mathcal{I}_5 \right) \right], \quad (46)$$

where  $r_5 = r_3 + \theta_{17}$ ,  $r_6 = r_4 + \theta_{17}$ ,  $r_7 = r_3 + \theta_{18}$ ,  $r_8 = r_4 + \theta_{18}$  and  $r_9 = \lambda_{14} \varphi_2 + \hbar_{13}$ . Here the four integral terms (i.e.  $\mathcal{I}_2, \mathcal{I}_3, \mathcal{I}_4$  and  $\mathcal{I}_5$ ) can be derived as the following:

**Derivation of  $\mathcal{I}_2, \mathcal{I}_3, \mathcal{I}_4$ , and  $\mathcal{I}_5$ :**

The expression of  $\mathcal{I}_2$  is assumed as

$$\mathcal{I}_2 = \int_0^{\infty} \zeta_{de}^{r_5} e^{-r_9 \zeta_{de}} e^{-\hbar_{14} \zeta_{de}^{\frac{\alpha_e}{2}}} d\zeta_{de}. \quad (47)$$

For mathematical simplicity, we can convert the exponential functions to the well known Meijer-G functions which is an exceptional mathematical tool accepted and widely used by the researchers by applying the following identity [eq. 8.4.3.1, 52].

$$e^{-x} = G_{0,1}^{1,0} \left[ x \left| \begin{matrix} - \\ 0 \end{matrix} \right. \right].$$

Applying this identity, Eq. (47) can be given as

$$\mathcal{I}_2 = \int_0^{\infty} \zeta_{de}^{r_5} G_{0,1}^{1,0} \left[ r_9 \zeta_{de} \left| \begin{matrix} - \\ 0 \end{matrix} \right. \right] G_{0,1}^{1,0} \left[ \hbar_{14} \zeta_{de}^{\frac{\alpha_e}{2}} \left| \begin{matrix} - \\ 0 \end{matrix} \right. \right] d\zeta_{de}. \quad (48)$$

Now, by performing simple integration of Eq. (48) using [eq. 2.24.1.1, 52], we get

$$\mathcal{I}_2 = \frac{\sqrt{2} \alpha_e^{\frac{1}{2}+r_5}}{r_9^{r_5+1} (2\pi)^{\frac{\alpha_e}{2}}} G_{\alpha_e,2}^{2,\alpha_e} \left[ \frac{\hbar_{14}^2 2^{-2}}{r_9^{\alpha_e} \alpha_e^{-\alpha_e}} \left| \begin{matrix} \Delta(\alpha_e, -r_5) \\ \Delta(2,0) \end{matrix} \right. \right], \quad (49)$$

where  $\Delta(a, b) = \frac{b}{a}, \frac{b+1}{a}, \frac{b+2}{a}, \dots, \frac{b+a-1}{a}$ . Similarly, the expressions of  $\mathcal{I}_3, \mathcal{I}_4$  and  $\mathcal{I}_5$  can be derived as follows.

$$\begin{aligned}
\mathcal{I}_3 &= \int_0^\infty \zeta_{de}^{r_6} e^{-r_9 \zeta_{de}} e^{-\hbar_{14} \zeta_{de}^{\frac{\alpha_e}{2}}} d\zeta_{de} \\
&= \int_0^\infty \zeta_{de}^{r_6} G_{0,1}^{1,0} \left[ r_9 \zeta_{de} \middle| \begin{matrix} - \\ 0 \end{matrix} \right] G_{0,1}^{1,0} \left[ \hbar_{14} \zeta_{de}^{\frac{\alpha_e}{2}} \middle| \begin{matrix} - \\ 0 \end{matrix} \right] d\zeta_{de} \\
&= \frac{\sqrt{2} \alpha_e^{\frac{1}{2} + r_6}}{r_9^{r_6+1} (2\pi)^{\frac{\alpha_e}{2}}} G_{\alpha_e, 2}^{2, \alpha_e} \left[ \frac{\hbar_{14}^2 2^{-2}}{r_9^{\alpha_e} \alpha_e^{-\alpha_e}} \middle| \begin{matrix} \Delta(\alpha_e, -r_6) \\ \Delta(2, 0) \end{matrix} \right].
\end{aligned} \tag{50}$$

$$\begin{aligned}
\mathcal{I}_4 &= \int_0^\infty \zeta_{de}^{r_7} e^{-r_9 \zeta_{de}} e^{-\hbar_{14} \zeta_{de}^{\frac{\alpha_e}{2}}} d\zeta_{de} \\
&= \int_0^\infty \zeta_{de}^{r_7} G_{0,1}^{1,0} \left[ r_9 \zeta_{de} \middle| \begin{matrix} - \\ 0 \end{matrix} \right] G_{0,1}^{1,0} \left[ \hbar_{14} \zeta_{de}^{\frac{\alpha_e}{2}} \middle| \begin{matrix} - \\ 0 \end{matrix} \right] d\zeta_{de} \\
&= \frac{\sqrt{2} \alpha_e^{\frac{1}{2} + r_7}}{r_9^{r_7+1} (2\pi)^{\frac{\alpha_e}{2}}} G_{\alpha_e, 2}^{2, \alpha_e} \left[ \frac{\hbar_{14}^2 2^{-2}}{r_9^{\alpha_e} \alpha_e^{-\alpha_e}} \middle| \begin{matrix} \Delta(\alpha_e, -r_7) \\ \Delta(2, 0) \end{matrix} \right].
\end{aligned} \tag{51}$$

$$\begin{aligned}
\mathcal{I}_5 &= \int_0^\infty \zeta_{de}^{r_8} e^{-r_9 \zeta_{de}} e^{-\hbar_{14} \zeta_{de}^{\frac{\alpha_e}{2}}} d\zeta_{de} \\
&= \int_0^\infty \zeta_{de}^{r_8} G_{0,1}^{1,0} \left[ r_9 \zeta_{de} \middle| \begin{matrix} - \\ 0 \end{matrix} \right] G_{0,1}^{1,0} \left[ \hbar_{14} \zeta_{de}^{\frac{\alpha_e}{2}} \middle| \begin{matrix} - \\ 0 \end{matrix} \right] d\zeta_{de} \\
&= \frac{\sqrt{2} \alpha_e^{\frac{1}{2} + r_8}}{r_9^{r_8+1} (2\pi)^{\frac{\alpha_e}{2}}} G_{\alpha_e, 2}^{2, \alpha_e} \left[ \frac{\hbar_{14}^2 2^{-2}}{r_9^{\alpha_e} \alpha_e^{-\alpha_e}} \middle| \begin{matrix} \Delta(\alpha_e, -r_8) \\ \Delta(2, 0) \end{matrix} \right].
\end{aligned} \tag{52}$$

#### A. Generalization offered by the SOPM expression

Since our proposed second hop is a generalized model, the final generalized expression of SOPM given in Eq. (46) can be used to perfectly measure the probability of information outage of various classical multipath fading channels as our special cases. For example, this expression can directly replicate the results of [eq. 25, 41] for  $P = 1, Q = 1, \alpha = 2$ , and  $\mu = m$ , and [eq. 27, 42] for  $N = 1, P = 1, \alpha = 2$ , and  $\mu = m$ , where  $m$  is the Nakagami- $m$  fading parameter.

### 4. ESMC ANALYSIS

The ESMC signifies the average values of instantaneous secrecy capacity which can be presented as [eq. 4, 53]

$$\begin{aligned}
\langle D_o^{mc} \rangle &= \int_0^\infty \log_2(1 + \zeta_{db}) f_{\zeta_{min}}(\zeta_{db}) d\zeta_{db} - \int_0^\infty \log_2(1 + \zeta_{de}) f_{\zeta_{max}}(\zeta_{de}) d\zeta_{de} \\
&= Y_1 - Y_2.
\end{aligned} \tag{53}$$

#### Derivation of $Y_1$ :

The expression of  $Y_1$  is presumed as

$$\begin{aligned}
Y_1 &= \int_0^\infty \log_2(1 + \zeta_{db}) f_{\zeta_{min}}(\zeta_{db}) d\zeta_{db} \\
&= \frac{1}{\ln(2)} \int_0^\infty \ln(1 + \zeta_{db}) f_{\zeta_{min}}(\zeta_{db}) d\zeta_{db}.
\end{aligned} \tag{54}$$

Again, for simplicity of mathematical formulation,  $\ln(1 + \zeta_{db})$  can be transformed into Meijer-G function by employing the identity [eq. 8.4.6.5, 52] as given by

$$\ln(1 + \zeta_{db}) = G_{2,2}^{1,2} \left[ 1 + \zeta_{db} \left| \begin{matrix} 1, 1 \\ 1, 0 \end{matrix} \right. \right]. \quad (55)$$

Now, using Eq. (35), and Eq. (55) in Eq. (54), and integrating it applying the formulas of [eq. 1.211.1, 47], and [eq. 8.4.3.1, 52],  $Y_1$  can be written as

$$Y_1 = \sum_{\theta_1=0}^{m_s-1} \sum_{\theta_3=0}^{P-1} \sum_{\theta_4=0}^{N(\theta_3+1)-1} \sum_{s_1=0}^{\infty} \sum_{\tau_{\theta_4}} \frac{\lambda_{11,\theta_{1,3,4}} (-\lambda_{14})^{s_1}}{\ln(2)s_1!} \int_0^{\infty} G_{2,2}^{1,2} \left[ \zeta_{db} \left| \begin{matrix} 1, 1 \\ 1, 0 \end{matrix} \right. \right] G_{0,1}^{1,0} \left[ \lambda_{15} \zeta_{db}^{\frac{\alpha_b}{2}} \left| \begin{matrix} - \\ 0 \end{matrix} \right. \right] \zeta_{db}^{s_1} \\ \times \left( \sum_{\theta_7=0}^{\theta_1} \lambda_{12,\theta_7} \zeta_{db}^{r_1} + \sum_{\theta_8=0}^{\mu_b-1} \lambda_{13,\theta_8} \zeta_{db}^{r_2} \right) d\zeta_{db}. \quad (56)$$

Now, integrating Eq. (56) using [eq. 2.24.1.1, 52], we get

$$Y_1 = \sum_{\theta_1=0}^{m_s-1} \sum_{\theta_3=0}^{P-1} \sum_{\theta_4=0}^{N(\theta_3+1)-1} \sum_{s_1=0}^{\infty} \sum_{\tau_{\theta_4}} \sum_{\theta_7=0}^{\theta_1} z_1 G_{2\alpha_b, 2(1+\alpha_b)}^{2(1+\alpha_b), \alpha_b} \left[ \left( \frac{\lambda_{15}}{2} \right)^2 \left| \begin{matrix} \Delta(\alpha_b, -c_1 - 1), \Delta(\alpha_b, -c_1) \\ \Delta(2, 0), \Delta(\alpha_b, -c_1 - 1), \Delta(\alpha_b, -c_1 - 1) \end{matrix} \right. \right] \\ + \sum_{\theta_1=0}^{m_s-1} \sum_{\theta_3=0}^{P-1} \sum_{\theta_4=0}^{N(\theta_3+1)-1} \sum_{s_1=0}^{\infty} \sum_{\theta_8=0}^{\mu_b-1} \sum_{\tau_{\theta_4}} z_2 G_{2\alpha_b, 2(1+\alpha_b)}^{2(1+\alpha_b), \alpha_b} \left[ \left( \frac{\lambda_{15}}{2} \right)^2 \left| \begin{matrix} \Delta(\alpha_b, -c_2 - 1), \Delta(\alpha_b, -c_2) \\ \Delta(2, 0), \Delta(\alpha_b, -c_2 - 1), \Delta(\alpha_b, -c_2 - 1) \end{matrix} \right. \right], \quad (57)$$

where  $z_1 = \frac{\sqrt{2}\lambda_{12,\theta_7}\lambda_{11,\theta_{1,3,4}}(-\lambda_{14})^{s_1}}{\alpha_b(2\pi)^{\alpha_b-\frac{1}{2}}\ln(2)s_1!}$ ,  $c_1 = r_1 + s_1$ ,  $c_2 = r_2 + s_1$  and  $z_2 = \frac{\sqrt{2}\lambda_{13,\theta_8}\lambda_{11,\theta_{1,3,4}}(-\lambda_{14})^{s_1}}{\alpha_b(2\pi)^{\alpha_b-\frac{1}{2}}\ln(2)s_1!}$ .

#### Derivation of $Y_2$ :

The similar process of deriving  $Y_1$  can be followed to obtain the expression of  $Y_2$ , which is given as follows:

$$Y_2 = \sum_{\theta_2=0}^{m_s-1} \sum_{\theta_{11}=0}^{QN-1} \sum_{\theta_{12}=0}^{\theta_2} \sum_{s_2=0}^{\infty} \sum_{\tau_{\theta_{11}}} z_3 G_{2\alpha_e, 2(1+\alpha_e)}^{2(1+\alpha_e), \alpha_e} \left[ \left( \frac{\hbar_{14}}{2} \right)^2 \left| \begin{matrix} \Delta(\alpha_e, -c_3 - 1), \Delta(\alpha_e, -c_3) \\ \Delta(2, 0), \Delta(\alpha_e, -c_3 - 1), \Delta(\alpha_e, -c_3 - 1) \end{matrix} \right. \right] \\ + \sum_{\theta_2=0}^{m_s-1} \sum_{\theta_{11}=0}^{QN-1} \sum_{\theta_{12}=0}^{\mu_e-1} \sum_{s_2=0}^{\infty} \sum_{\tau_{\theta_{11}}} z_4 G_{2\alpha_e, 2(1+\alpha_e)}^{2(1+\alpha_e), \alpha_e} \left[ \left( \frac{\hbar_{14}}{2} \right)^2 \left| \begin{matrix} \Delta(\alpha_e, -c_4 - 1), \Delta(\alpha_e, -c_4) \\ \Delta(2, 0), \Delta(\alpha_e, -c_4 - 1), \Delta(\alpha_e, -c_4 - 1) \end{matrix} \right. \right], \quad (58)$$

where  $z_3 = \frac{\sqrt{2}\hbar_{9,\theta_{12}}\hbar_{12,\theta_{2,11}}(-\hbar_{13})^{s_2}}{\alpha_e(2\pi)^{\alpha_e-\frac{1}{2}}\ln(2)s_2!}$ ,  $c_3 = r_3 + s_2$ ,  $c_4 = r_4 + s_2$  and  $z_4 = \frac{\sqrt{2}\hbar_{10,\theta_{13}}\hbar_{12,\theta_{2,11}}(-\hbar_{13})^{s_2}}{\alpha_e(2\pi)^{\alpha_e-\frac{1}{2}}\ln(2)s_2!}$ . Finally substituting the values of Eq. (57) and Eq. (58) into Eq. (53), we get the analytical expression of ESMC.

#### A. Generalization offered by the ESMC expression

Due to the generic nature of  $\alpha - \mu$  fading channel, the derived expression of ESMC of the dual-hop multicast model is generalized too. This helps to obtain more useful insights, since analyzing secrecy performance of the proposed model unifies the performance evaluation of a wide range of existing multipath models. Such as utilizing ESMC expression, we can easily reproduce the results of [eq. 25, 39] for  $N = 1$ ,  $P = 1$ ,  $\alpha = 2$  and  $\mu = 1$ , and [eq. 31, 42] for  $N = 1$ ,  $P = 1$ ,  $\alpha = 2$ , and  $\mu = m$ .

### 5. PNSMC ANALYSIS

The PNSMC is a significant benchmark for the demonstration of physical layer security performance. This metric indicates that secure communication between the source and legitimate receiver is possible only if the

quality of the legitimate link is better than the illegitimate link i.e. the secrecy capacity is a positive quantity. PNSMC is defined as [eq. 25, 54]

$$P(\mathcal{C}_s > 0) = \int_0^\infty \left( \int_0^{\xi_{db}} f_{\zeta_{max}}(\xi_{de}) d\xi_{de} \right) f_{\zeta_{min}}(\xi_{db}) d\xi_{db}. \quad (59)$$

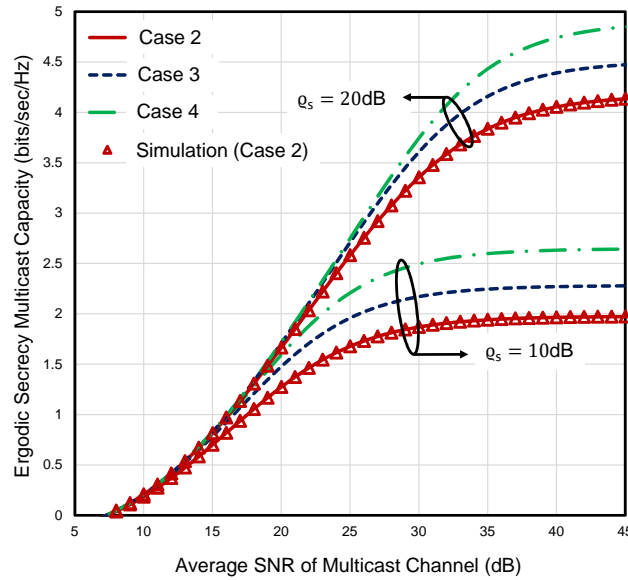
Substituting Eq. (35) and Eq. (41) into Eq. (59), and then performing integration, we can derive the closed-form expression of PNSMC following the similar procedures of obtaining SOPM expression. But this derivation will not exhibit a significant contribution since the PNSMC can be easily calculated from the SOPM by considering a zero target rate as the following [eq. 34, 43]:

$$P(\mathcal{C}_s > 0) = 1 - P_{out}(\varphi_c) \Big|_{\varphi_c=0}. \quad (60)$$

Hence, we set  $\varphi_c = 0$  in Eq. (46) and then substitute this value in Eq. (60) to get the values of PNSMC.

## 6. NUMERICAL OUTCOMES

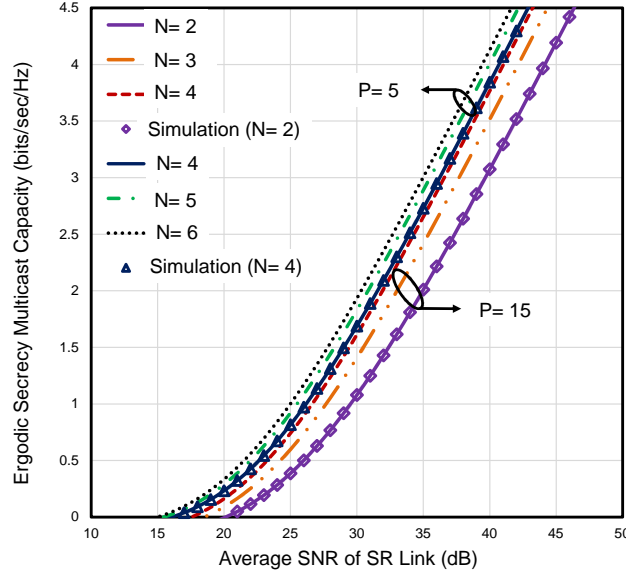
The analytical expressions of SOPM, ESMC, and PNSMC are numerically illustrated in this section in terms of the environmental fading and shadowing condition with multiple relays, users, and eavesdroppers. Although, the final closed form expressions in Eq. (46), Eq. (57), and Eq. (58) contain infinite sums, the values of the expressions converges accurately for first 100 terms. The accuracy of the expressions of the performance metrics mentioned above is validated through Monte-Carlo simulation via MATLAB which shows a perfect match with the analytical results.



**Fig. 2.** ESMC versus  $q_b$  for selected values of  $q_s$  with  $\alpha_b = 2$ ,  $\alpha_e = 2$ ,  $\mu_b = 1$ ,  $\mu_e = 1$ ,  $N = 5$ ,  $P = 5$ ,  $Q = 5$ , and  $q_e = -10$  dB.

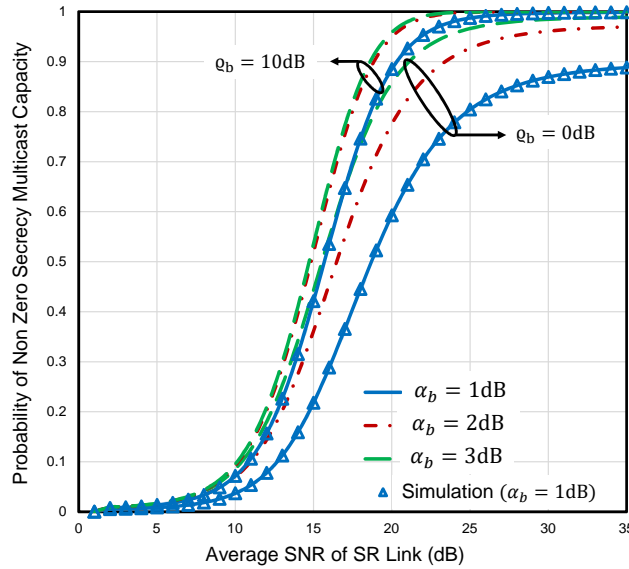
The effect of shadowing on the ESMC is presented in Fig. 2 considering two different channel conditions in the  $\mathcal{S} - \mathcal{N}$  link. Here, case 2 represents severe shadowing whereas case 4 illustrates the minimum amount of shadowing. It is clearly observed that the ESMC of the system decreases rapidly with the shadowing as the shadowing tends to hinder the proper communication between the source and legitimate receivers. In that case, the secrecy capacity can still be improved easily by increasing the average SNR of the  $\mathcal{S} - \mathcal{N}$  link as testified in [39, 42]. The simulated results also show a tight match with the analytical results which ensure the validity of the derived expressions.





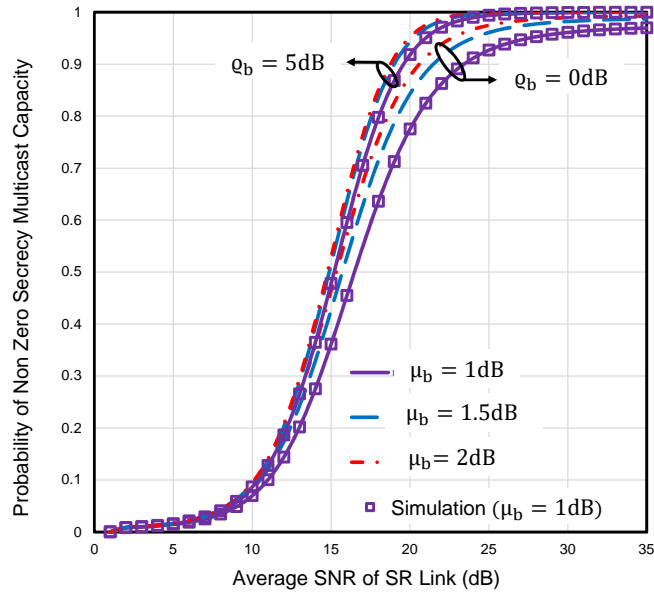
**Fig. 3.** ESMC versus  $q_b$  illustrating the effect of  $N$  and  $P$  for Case-1 with  $\alpha_b = 2$ ,  $\alpha_e = 2$ ,  $\mu_b = 1$ ,  $\mu_e = 1$ ,  $N =$ ,  $P =$ ,  $Q = 5$ , and  $q_e = -10$  dB.

We know that with the increasing number of receivers, the bandwidth for each receiver reduces because the total bandwidth is fixed. As a result, the ESMC of the system decreases sharply with the number of receivers. This phenomenon is graphically represented in Fig.3 and it can be easily seen that the ESMC is lower for the larger number of receivers. A solution to this problem is also illustrated in this figure in the form of number of relays. Similar to [55, 56], the increment in the number of relays also upgrades the ESMC of the system because a higher number of relays increases the probability of transmitting a better signal from the best relay.



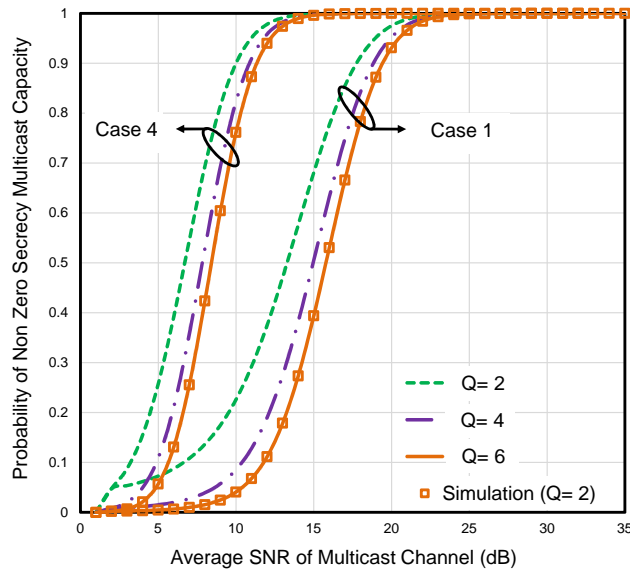
**Fig. 4.** PNSMC versus  $q_s$  considering Case-1 for selected values of  $\alpha_b$  and  $q_b$  with  $\alpha_e = 2$ ,  $\mu_b = 1$ ,  $\mu_e = 1$ ,  $N = 5$ ,  $P = 5$ ,  $Q = 5$ , and  $q_e = -10$  dB.

The PNSMC of the proposed system is presented in Figs. 4 and 5 with respect to (w.r.t.)  $q_s$  where the effect of fading severity of the  $\mathcal{N} - \mathcal{P}$  link is thoroughly demonstrated. It is observed that the security of the system can be enhanced by uplifting the average SNR at the second hop of the proposed model. One of the most common causes of the degradation in PNSMC is the fading condition of the communication channel. But



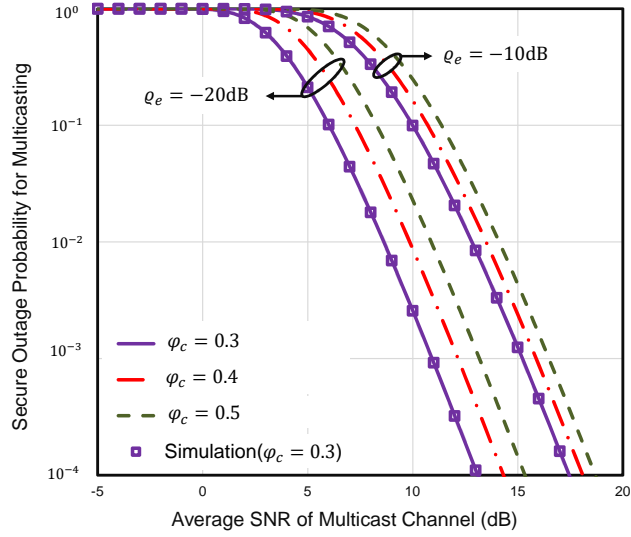
**Fig. 5.** PNSMC versus  $q_s$  for selected values of  $\mu_b$  and  $q_b$  with Case-1 considering  $\alpha_b = 2$ ,  $\alpha_e = 2$ ,  $\mu_e = 1$ ,  $N = 5$ ,  $P = 5$ ,  $Q = 5$ , and  $q_e = -10$  dB.

the effect of fading can be overcome by increasing the non-linearity and clustering parameters ( $\alpha_b, \mu_b$ ) which actually decreases the total environmental fading of the multicast channels. Due to this reason, the receivers can easily receive the information sent from the relay, and accordingly, the PNSMC increases. Similar results are also shown in [44] which substantially verify our outcomes.



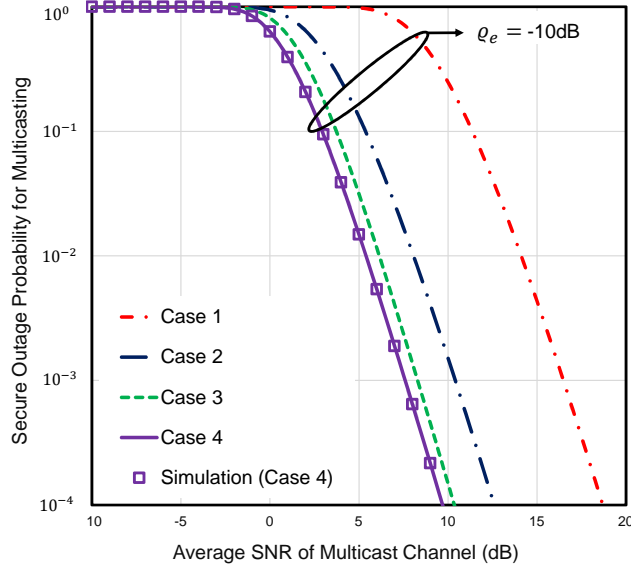
**Fig. 6.** PNSMC versus  $q_b$  for different values of  $Q$  and shadowing conditions with  $\alpha_b = 2$ ,  $\alpha_e = 2$ ,  $\mu_b = 1$ ,  $\mu_e = 1$ ,  $N = 5$ ,  $P = 5$ , and  $q_e = -10$  dB.

In Fig. 6, the PNSMC is plotted w.r.t.  $q_s$  to show the unfavorable effects of shadowing and increasing number of eavesdroppers on the system's security. As severe shadowing inhibits proper information transfer, PNSMC will decrease. If a large number of eavesdroppers are also present in the system, they will be able to steal more data and make the system vulnerable and hence the PNSMC will decrease regardless of the shadowing condition. This result also matches well with the corresponding results of [43].



**Fig. 7.** SOPM versus  $q_b$  with different values of  $\varphi_c$  and  $q_e$  with  $\alpha_b = 2, \alpha_e = 2, \mu_b = 1, \mu_e = 1, N = 5, P = 5,$  and  $Q = 5$ .

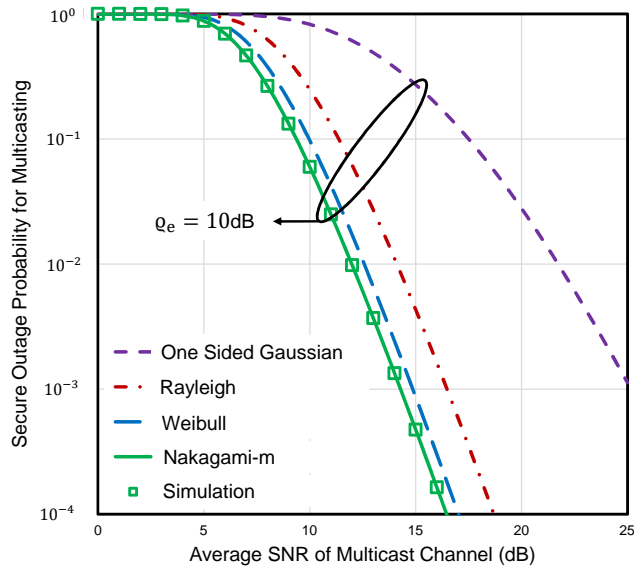
Figure 7 represents the SOPM for the proposed system which is plotted against the  $q_b$ . The effect of  $q_e$  and  $\varphi_c$  on the secrecy performance of the system is illustrated in this figure. It is clearly seen that the increment in both  $q_e$  and  $\varphi_c$  has a negative impact on the system's security. Because the increment in  $q_e$  decreases the fading of the eavesdropper link which helps the eavesdroppers to steal a large amount of data as affirmed in [22, 41]. On the other hand, the raise in  $\varphi_c$  requires a higher transmission rate which increases the probability of outage of the system [57].



**Fig. 8.** SOPM versus  $q_b$  for various shadowing conditions from Table 1 with  $\alpha_b = 2, \alpha_e = 2, \mu_b = 1, \mu_e = 1, N = 5, P = 5, Q = 5, \varphi_c = 0.5,$  and  $q_e = -10$  dB.

The effect of four shadowing conditions (Table 1) on SOPM is illustrated in Fig. 8 w.r.t.  $q_b$ . From this figure, it is comprehensible that for deep shadowing (Case 1), SOPM is higher with constant values of  $q_e$  ( $=-10$  dB). But in case 4, SOPM is lower as light shadowing is less detrimental for secure data transfer. Similar conclusions on the impact of shadowing over the SR model were also drawn in [34, 42] which clearly authenticates our results.

**Generic Property of the Proposed Model:** The generalized fading channels has an inherent advantage over



**Fig. 9.** Generic property of the proposed model for Case-1 with  $N = 5$ ,  $P = 5$ ,  $Q = 5$ , and  $\varphi_c = 0.5$ .

the multipath channels that it can naturally represent multiple multipath fading channels just by varying the value of some physical parameters. As this proposed work considers generalized  $\alpha - \mu$  fading channel at the second hop, secrecy performance of multiple HSTRN can be evaluated from this model which is demonstrated in Fig. 9. It is noteworthy that the secrecy performance of the SR-Nakagami- $m$  fading model was evaluated in [41, 42] which can be replicated by our proposed model for  $\alpha = 2$  and  $\mu = m$ . A similar analysis was again done in [39, 40] for the SR-Rayleigh fading model which can also be easily represented by this proposed work considering  $\alpha = 2$  and  $\mu = 1$ . Further, the security analysis of SR-Weibull ( $\alpha = 3$ ,  $\mu = 1$ ) fading model and SR-One sided Gaussian ( $\alpha = 1$ ,  $\mu = 1$ ) model can be examined by this proposed work which is yet to be reported in any research. Thus, this proposed model shows complete novelty compared to the existing works.

## 7. CONCLUSION

This paper deals with the secrecy performance analysis and mathematical modeling of a dual-hop HSTRN with SR and  $\alpha - \mu$  fading channels at first and second hops, respectively. Mathematically tractable analytical expressions of SOPM, ESMC, and PNSMC are acquired to examine the effect of shadowing on the system's secrecy performance. We further justify those expressions via computer simulations. Although shadowing has a negative impact on the system's secrecy performance, the numerical results show that the opportunistic relaying scheme can be a remedy to this situation. Besides, this scheme is also equally useful in overcoming the detrimental impacts of fading, multicast users, and multiple eavesdroppers. The derived generalized expressions can also be applied to analyze the security performance of some well-known hybrid networks, e.g. SR-Nakagami- $m$ , SR-Weibull, SR-Rayleigh, and SR-one-sided Gaussian as special cases which demonstrate an enormous versatility of the proposed scheme over existing works.

## REFERENCES

1. K. An, M. Lin, J. Ouyang, and W.-P. Zhu, "Secure transmission in cognitive satellite terrestrial networks," *IEEE J. on Sel. Areas Commun.* **34**, 3025–3037 (2016).
2. M. Bandjur, N. Sekulovic, M. Stefanovic, A. Golubovic, P. Spalevic, and D. Milic, "Second-order statistics of system with microdiversity and macrodiversity reception in gamma-shadowed rician fading channels," *ETRI J.* **35**, 722–725 (2013).
3. W. Y. Aljuneidi, Y. M. Jaamour, and K. Khorzom, "Approximating shadowed rician model to other simpler models," *Int. J. Embed. Real-Time Commun. Syst. (IJERTCS)* **7**, 1–29 (2016).
4. N. Simmons, C. R. N. da Silva, S. L. Cotton, P. C. Sofotasios, and M. D. Yacoub, "Double shadowing the rician fading model," *IEEE Wirel. Commun. Lett.* **8**, 344–347 (2018).
5. S. González-Aurioles, J. L. Padilla, P. Padilla, J. F. Valenzuela-Valdés, and J. C. Gonzalez-Macias, "On the MIMO capacity for distributed system under composite rayleigh/rician fading and shadowing," *Int. J. Antennas Propag.* **2015** (2015).
6. C. R. N. da Silva, E. J. Leonardo, and M. D. Yacoub, "Product of two envelopes taken from  $\alpha - \mu$ ,  $\kappa - \mu$ , and  $\eta - \mu$  distributions," *IEEE Transactions on Commun.* **66**, 1284–1295 (2018).

7. X. Li, Y. Li, L. Li, J. Jin, and C. C. Cavalcante, "Performance analysis of distributed MIMO with ZF receivers over gamma shadowed correlated rician fading channels," *Phys. Commun.* **25**, 54–65 (2017).
8. N. M. Sekulović and M. Č. Stefanović, "Performance analysis of system with micro-and macrodiversity reception in correlated gamma shadowed rician fading channels," *Wirel. Pers. Commun.* **65**, 143–156 (2012).
9. A. D. Wyner, "The wire-tap channel," *Bell system technical journal* **54**, 1355–1387 (1975).
10. H. Lei, I. S. Ansari, G. Pan, B. Alomair, and M. Alouini, "Secrecy capacity analysis over  $\alpha - \mu$  fading channels," *IEEE Commun. Lett.* **21**, 1445–1448 (2017).
11. Y. Ai, L. Kong, and M. Cheffena, "Secrecy outage analysis of double shadowed rician channels," *Electron. Lett.* **55**, 765–767 (2019).
12. K. N. Le, "Performance analysis of secure communications over dual correlated rician fading channels," *IEEE Transactions on Commun.* **66**, 6659–6673 (2018).
13. G. R. Tsouri and D. M. Wagner, "Threshold constraints on symmetric key extraction from rician fading estimates," *IEEE Transactions on Mob. Comput.* **12**, 2496–2506 (2012).
14. D. R. Pattanayak, V. K. Dwivedi, and V. Karwal, "Physical layer security of a two way relay based mixed FSO/RF network in the presence of multiple eavesdroppers," *Opt. Commun.* **463**, 125429 (2020).
15. J. Li and A. P. Petropulu, "Ergodic secrecy rate for multiple-antenna wiretap channels with rician fading," *IEEE Transactions on Inf. Forensics Secur.* **6**, 861–867 (2011).
16. J. Wang, J. Lee, F. Wang, and T. Q. Quek, "Jamming-aided secure communication in massive MIMO rician channels," *IEEE Transactions on Wirel. Commun.* **14**, 6854–6868 (2015).
17. K. Guo, M. Lin, B. Zhang, J. Ouyang, and W.-P. Zhu, "Secrecy performance of satellite wiretap channels with multi-user opportunistic scheduling," *IEEE Wirel. Commun. Lett.* **7**, 1054–1057 (2018).
18. X. Liu, "Probability of strictly positive secrecy capacity of the rician-rician fading channel," *IEEE Wirel. Commun. Lett.* **2**, 50–53 (2012).
19. L. Kong, S. Vuppala, and G. Kaddoum, "Secrecy analysis of random MIMO wireless networks over  $\alpha$ - $\mu$  fading channels," *IEEE Transactions on Veh. Technol.* **67**, 11654–11666 (2018).
20. C. Liu and R. Malaney, "Location-based beamforming and physical layer security in rician wiretap channels," *IEEE Transactions on Wirel. Commun.* **15**, 7847–7857 (2016).
21. S. Yan and R. Malaney, "Location-based beamforming for enhancing secrecy in rician wiretap channels," *IEEE Transactions on Wirel. Commun.* **15**, 2780–2791 (2015).
22. J. M. Moualeu, D. B. da Costa, F. J. Lopez-Martinez, W. Hamouda, T. M. Nkouatchah, and U. S. Dias, "Transmit antenna selection in secure MIMO systems over  $\alpha - \mu$  fading channels," *IEEE Transactions on Commun.* **67**, 6483–6498 (2019).
23. K. Guo, B. Zhang, Y. Huang, and D. Guo, "Outage analysis of multi-relay networks with hardware impairments using SECps scheduling scheme in shadowed-rician channel," *IEEE Access* **5**, 5113–5120 (2017).
24. A. M. Magableh, T. Aldalgamouni, and N. M. Jafreh, "Capacity analysis of dual-hop wireless communication systems over  $\alpha$ - $\mu$  fading channels," *Comput. & Electr. Eng.* **40**, 399–406 (2014).
25. T. Aldalgamouni, A. M. Magableh, and O. S. Badarneh, "Outage probability analysis of multi-hop relayed wireless networks over  $\alpha$ - $\mu$  fading channels," *Telecommun. Syst.* **66**, 409–415 (2017).
26. L. Han and J. Mu, "Outage probability of opportunistic decode-and-forward relaying over correlated shadowed fading channels," *Wirel. Pers. Commun.* **91**, 453–462 (2016).
27. X. Zhang, D. Guo, and K. Guo, "Secure performance analysis for multi-pair AF relaying massive MIMO systems in rician channels," *IEEE Access* **6**, 57708–57720 (2018).
28. M. Ahmed and L. Bai, "Secrecy capacity of artificial noise aided secure communication in MIMO rician channels," *IEEE Access* **6**, 7921–7929 (2018).
29. L. Kong, G. Kaddoum, and D. B. da Costa, "Cascaded  $\alpha - \mu$  fading channels: Reliability and security analysis," *IEEE Access* **6**, 41978–41992 (2018).
30. Q. Huang, M. Lin, W.-P. Zhu, S. Chatzinotas, and M.-S. Alouini, "Performance analysis of integrated satellite-terrestrial multiantenna relay networks with multiuser scheduling," *IEEE Transactions on Aeronaut. Electron. Syst.* (2019).
31. Y.-J. Bu, M. Lin, K. An, J. Ouyang, and C. Yuan, "Performance analysis of hybrid satellite-terrestrial cooperative systems with fixed gain relaying," *Wirel. Pers. Commun.* **89**, 427–445 (2016).
32. X. Liu, M. Lin, Q. Huang, J. Wang, and J. Ouyang, "Performance analysis for multi-user integrated satellite and UAV cooperative networks," *Phys. Commun.* **36**, 100762 (2019).
33. Y. Zhao, L. Xie, H. Chen, and K. Wang, "Ergodic channel capacity analysis of downlink in the hybrid satellite-terrestrial cooperative system," *Wirel. Pers. Commun.* **96**, 3799–3815 (2017).
34. K. Guo, B. Zhang, Y. Huang, and D. Guo, "Secure performance analysis of satellite communication networks in shadowed rician channel," in *2016 IEEE International Symposium on Signal Processing and Information Technology (ISSPIT)*, (IEEE, 2016), pp. 156–159.
35. N. I. Miridakis, D. D. Vergados, and A. Michalakis, "Dual-hop communication over a satellite relay and shadowed rician channels," *IEEE Transactions on Veh. Technol.* **64**, 4031–4040 (2014).
36. V. Bankey and P. K. Upadhyay, "Physical layer secrecy performance analysis of multi-user hybrid satellite-terrestrial relay networks," *CSI Transactions on ICT* **6**, 187–193 (2018).
37. G. Kefeng, G. Daoxing, H. Yuzhen, and Z. Bangning, "Performance analysis of dual-hop satellite relay networks with hardware impairments and co-channel interference," *EURASIP J. on Wirel. Commun. Netw.* **2017**, 126 (2017).
38. H. Lei, I. S. Ansari, G. Pan, B. Alomair, and M.-S. Alouini, "Secrecy capacity analysis over  $\alpha - \mu$  fading channels," *IEEE Commun. Lett.* **21**, 1445–1448 (2017).
39. Q. Huang, M. Lin, K. An, J. Ouyang, and W.-P. Zhu, "Secrecy performance of hybrid satellite-terrestrial relay networks in the presence of multiple eavesdroppers," *IET Commun.* **12**, 26–34 (2017).
40. W. Cao, Y. Zou, Z. Yang, and J. Zhu, "Relay selection for improving physical-layer security in hybrid satellite-terrestrial relay networks," *IEEE Access* **6**, 65275–65285 (2018).
41. V. Bankey and P. K. Upadhyay, "Secrecy outage analysis of hybrid satellite-terrestrial relay networks with opportunistic relaying schemes," in *2017 IEEE 85th Vehicular Technology Conference (VTC Spring)*, (IEEE, 2017), pp. 1–5.
42. V. Bankey and P. K. Upadhyay, "Physical layer security of hybrid satellite-terrestrial relay networks with multiple colluding eavesdroppers over non-identically distributed Nakagami- $m$  fading channels," *IET Commun.* **13**, 2115–2123 (2019).
43. A. S. M. Badrudduza, M. Sarkar, and M. Kundu, "Enhancing security in multicasting through correlated Nakagami- $m$  fading channels with opportunistic

- relaying," *Phys. Commun.* **43**, 101177 (2020).
44. L. Kong, S. Vuppala, and G. Kaddoum, "Secrecy analysis of random MIMO wireless networks over  $\alpha$ - $\mu$  fading channels," *IEEE Transactions on Veh. Technol.* **67**, 11654–11666 (2018).
  45. W. H. Freitas, R. C. Bomfin, R. A. de Souza, and M. D. Yacoub, "The complex  $\alpha$ - $\mu$  fading channel with OFDM application," *Int. J. Antennas Propag.* **2017** (2017).
  46. A. Abdi, W. C. Lau, M. . Alouini, and M. Kaveh, "A new simple model for land mobile satellite channels: first- and second-order statistics," *IEEE Transactions on Wirel. Commun.* **2**, 519–528 (2003).
  47. I. S. Gradshteyn and I. M. Ryzhik, *Table of Integrals, Series, and Products* (Academic, San Diego, CA, 2007), 7th ed.
  48. N. Kumar and V. Bhatia, "Performance analysis of amplify-and-forward cooperative networks with best-relay selection over Weibull fading channels," *Wirel. Pers. Commun.* **85**, 641–653 (2015).
  49. T. Q. Duong, V. N. Q. Bao, and H.-j. Zepernick, "On the performance of selection decode-and-forward relay networks over Nakagami- $m$  fading channels," *IEEE Commun. Lett.* **13**, 172–174 (2009).
  50. J. P. Pena-Martin, J. M. Romero-Jerez, and C. Tellez-Labao, "Performance of selection combining diversity in  $\eta - \mu$  fading channels with integer values of  $\mu$ ," *IEEE Transactions on Veh. Technol.* **64**, 834–839 (2014).
  51. N. A. Sarker, A. S. M. Badrudduza, S. M. R. Islam, S. H. Islam, I. S. Ansari, M. K. Kundu, M. F. Samad, M. B. Hossain, and H. Yu, "Secrecy performance analysis of mixed Hyper-Gamma and Gamma-Gamma cooperative relaying system," *IEEE Access* **8**, 131273–131285 (2020).
  52. A. P. Prudnikov, Y. A. Brychkov, O. I. Marichev, and R. H. Romer, "Integrals and series," (1988).
  53. W. Liu, Z. Ding, T. Ratnarajah, and J. Xue, "On ergodic secrecy capacity of random wireless networks with protected zones," *IEEE Transactions on Veh. Technol.* **65**, 6146–6158 (2015).
  54. S. H. Islam, A. Badrudduza, S. R. Islam, F. I. Shahid, I. S. Ansari, M. K. Kundu, S. K. Ghosh, M. B. Hossain, A. S. Hosen, and G. H. Cho, "On secrecy performance of mixed generalized Gamma and Málaga RF-FSO variable gain relaying channel," *IEEE Access* (2020).
  55. V. N. Q. Bao, T. Q. Duong, D. B. da Costa, G. C. Alexandropoulos, and A. Nallanathan, "Cognitive amplify-and-forward relaying with best relay selection in non-identical Rayleigh fading," *IEEE Commun. Lett.* **17**, 475–478 (2013).
  56. H. Chen, J. Liu, Z. Dong, Y. Zhou, and W. Guo, "Exact capacity analysis of partial relay selection under outdated CSI over rayleigh fading channels," *IEEE transactions on vehicular technology* **60**, 4014–4018 (2011).
  57. S. H. Islam, A. S. M. Badrudduza, S. M. R. Islam, F. I. Shahid, I. S. Ansari, M. K. Kundu, and H. Yu, "Impact of correlation and pointing error on secure outage performance over arbitrary correlated Nakagami- $m$  and  $\mathcal{M}$ -turbulent fading mixed RF-FSO channel," *IEEE Photonics J.* pp. 1–1 (2021).