

Functional Data Analysis with Rough Sampled Paths?

Neda Mohammadi Jouzdani and Victor M. Panaretos

*Institut de Mathématiques
Ecole Polytechnique Fédérale de Lausanne*

Abstract: Functional data are typically modeled as sampled paths of smooth stochastic processes in order to mitigate the fact that they are often observed discretely and noisily, occasionally irregularly and sparsely. The required smoothness allows for the use of smoothing techniques but excludes many stochastic processes, most notably diffusion processes. Such processes would otherwise be well within the realm of functional data analysis, at least under complete observation. In this short note we demonstrate that a simple modification of existing methods allows for the functional data analysis of processes with nowhere differentiable sample paths, even when these are discretely and noisily observed, including under irregular and sparse designs. By way of simulation it is shown that this is not a theoretical curiosity, but can work well in practice, hinting at potential closer links with the field of diffusion inference.

AMS 2000 subject classifications: Primary 62G08.

Keywords and phrases: Brownian motion, covariance kernel, locally weighted regression.

Contents

1	Introduction	1
2	Problem and Background	2
3	Methodology and Theory	3
3.1	Motivation	3
3.2	The Estimator	3
3.3	Asymptotic Theory	5
4	Simulations	6
5	Appendix	8
5.1	Proofs.	8
5.2	Choice of Kernel Function	13
	References	13

1. Introduction

Functional data analysis treats the problem of drawing statistical inferences pertaining to the law of a random element X valued in an appropriate function space \mathcal{H} , based on n independent (or weakly dependent) realisations X_1, \dots, X_n distributed as X . The ambient function space is usually taken to be $\mathcal{H} = L^2[0, 1]$. This allows for a very wide range of random functions X . Technical considerations require the minimal assumption that X be almost surely continuous, namely in order to be able to make point-wise sense of X as a stochastic process $\{X(t) : [0, 1] \rightarrow \mathbb{R}\}$ (see Hsing and Eubank [9], p.175). But once this is done, the covariance operator of X is assured to be trace-class and one can carry out the programme set out in classical monographs such as Bosq [1] or Ferraty [5].

These monographs, as well a great number of theory/methods papers assume that one can observe the complete sample path (see, e.g., Dauxois et al. [3], Hall and Hosseini-Nasab [7], Hörmann and Kokoszka [11] [10], Hall and Horowitz [6], Panaretos and Tavakoli [13, 14], Delaigle and Hall [4]). This “complete observation” framework encompasses processes that can be non-smooth, even nowhere differentiable, such as diffusion processes. When paths are only sampled at discrete locations, though, the path continuity assumption alone is not deemed enough, particularly when the sampled values are additionally corrupted by noise. It is supplemented by additional smoothness assumptions, which are then leveraged in order to non-parametrically estimate the mean and covariance function, as a first step towards further analysis. For instance, the approach popularised by Ramsay and Silverman [15] assumes that X possesses C^2 -paths, and

advocates pre-smoothing each sampled path to construct fully observed proxies. Yao et al. [17], on the other hand assume a C^2 covariance which they smooth directly, an approach which adapts well to irregular and sparse sampling designs. Such assumptions enable the use of FDA techniques in the more realistic scenario of discrete/noisy observation, but limit its scope to processes with smooth paths.

In this note, we show that it is actually not necessary to assume twice (or even once) differentiability of the sample paths in order to carry out a functional data analysis with noisily sampled paths. In particular, we show that one can obtain the same uniform and almost sure rates of convergence for mean and covariance estimation even with nowhere differentiable paths, potentially irregularly/sparsely sampled and with measurement error contamination. Our approach is based on a conceptually simple modification of procedures based on smoothing the covariance, e.g. Yao et al. [17], Hall et al. [8] and Li and Hsing [12]. The key observation is that rough but continuous sample paths may well possess a covariance function that is smooth except on the diagonal. Prominent such examples include diffusion processes like Brownian motion, the Brownian bridge, or the Ornstein-Uhlenbeck process, to name but a few. So while the path-smoothing approach will fail, the covariance smoothing approach can still succeed if suitably modified to avoid the singularity at the diagonal. While the modification is conceptually simple, the ramifications potentially go beyond a weakening of assumptions. To some extent they challenge the tenet that Functional Data Analysis relies on *smoothness*, and in doing so they hint at potential closer links with the area of inference for diffusions and related processes, which does not so far share considerable overlap with functional data analysis.

2. Problem and Background

Let $\mathcal{H} = L^2[0, 1]$ be the Hilbert space of squared integrable real-valued functions on the unit interval $[0, 1]$, equipped with the following inner product

$$\langle f, g \rangle_{\mathcal{H}} = \int_{[0,1]} f(t)g(t)dt; \quad f, g \in \mathcal{H},$$

and the induced norm $\|\cdot\|_{\mathcal{H}}$. Let X be a random element of \mathcal{H} (formally a measurable map between some probability space $(\Omega, \mathcal{A}, \mathbb{P})$ and \mathcal{H}) with almost surely continuous sample paths. Let $\mu(t) = \mathbb{E}\{X(t)\}$ be its mean and $C(\cdot, \cdot) = \text{Cov}\{X(\cdot), X(\cdot)\}$ be its covariance function. The estimation of μ and C is a basic first step involved in most functional data analyses, including regression, prediction, testing, and classification. This is to be done based on n i.i.d curves which are observed only at some (random) nodes, subject to measurement error contamination. Concretely, we observe

$$Y_{ij} = X_i(T_{ij}) + U_{ij}; \quad i = 1, 2, \dots, n, \quad j = 1, 2, \dots, r_n, \quad (2.1)$$

where $\{U_{ij}\}$ forms an i.i.d. array of measurement errors with finite variance σ^2 , and $\{T_{ij}\}$ is an array of random design points, assumed without loss of generality to satisfy $T_{ik} < T_{ij}$, for $k < j$. Finally, $\{r_n\}$ is the number of measurements per sample path, allowed to take different values as n grows, accordingly yielding dense ($r_n \rightarrow \infty$ as $n \rightarrow \infty$) or sparse ($r_n < R < \infty$) settings. The elements of the arrays $\{X_i\}$, $\{T_{ij}\}$ and $\{U_{ij}\}$ are totally independent across all indices i and j .

Perhaps the first general approach focusses on the dense regime ($r_n \rightarrow \infty$) and was popularised by Ramsay and Silverman [15]. It consists in smoothing each sample path individually, i.e. applying a smoother to each of n scatterplots $\{(T_{ij}, Y_{ij})\}_{j=1}^{r_n}$. Typically spline or local polynomial smoothing is applied, yielding n smoothed proxy curves \tilde{X}_i in lieu of the true latent $X_i(t)$. The covariance of the proxy curves $\{\tilde{X}_i\}$ is then used as a smooth estimator of the true underlying covariance operator. Hall et al. [8] assert that this proxy covariance enjoys the same convergence rate as of the empirical estimator obtained by fully functional curves $\{X_i\}$ with no noise, under sufficiently dense observation.

Yao et al. [17] examine a similar problem, but focus on the case where r_n is finite (the sparse case). In such a setting, one cannot smooth each individual sample path. Therefore, differently from the approach of Ramsay and Silverman [15], they opt to estimate the covariance directly by smoothing the ‘‘raw covariance’’ 2D scatterplot $\{(T_{ij}, T_{ik}), Y(T_{ij})Y(T_{ik})\}_{1 \leq k, j \leq r_n, i \leq n}$. To circumvent identifiability issues near the diagonal (due to the noise contamination), they only retain scatterplot points with non-coincident time stamps,

$\{(T_{ij}, T_{ik}) \mid i = 1, 2, \dots, n, k \neq j\}$, and apply a local polynomial smoother on $[0, 1]^2$ to obtain an estimator. Though the procedure was motivated by the sparse case ($r_n < R < \infty$) it can just as well be applied to the dense case ($r_n \rightarrow \infty$), and Li and Hsing [12] later obtained a complete description of the convergence rates of such a procedure regardless of the sampling regime, making the dependence on r_n explicit.

Neither the path-smoothing approach (Ramsay and Silverman [15]), nor the covariance-smoothing approach (Yao et al. [17]) will apply in cases where the sample paths of X are non-smooth, however:

- An essential requirement for the procedure of Ramsay and Silverman [15] is that the sample paths be of class C^2 almost surely. Therefore, there is no hope to use this procedure with paths of low regularity, for example paths that are continuous but may be nowhere differentiable.
- The procedure of Yao et al. [17], requires the covariance to be of class C^2 over $[0, 1]^2$, and thus the procedure does not apply to continuous processes that do not have twice (mean-square) differentiable sample paths. This excludes diffusion processes, among others, whose covariance fails to be differentiable along the diagonal.

The damage incurred by “roughness” of the sample paths to the path-smoothing approach seems difficult to repair (and in any case this approach only covers the dense sampling regime). Nevertheless, we show in the next section that a careful modification of the covariance smoothing approach, yields methodology that: on one hand is much more broadly applicable, including to nowhere differentiable processes like diffusion processes; and, on the other hand, attains the same rates of convergence as established by Li and Hsing [12], with the same explicit dependence on r_n (hence covering both sparse and dense regimes).

3. Methodology and Theory

3.1. Motivation

The main observation behind our approach is that, while non-smooth processes may fail to have a covariance that is C^2 on $[0, 1]^2$, they may very well still possess a covariance that is smooth when restricted on the triangle

$$\Delta = \{(s, t) \in [0, 1]^2 \mid 0 \leq t \leq s \leq 1\},$$

and, of course, this restriction determines the overall covariance completely. To see this, consider the case of standard Brownian motion on $[0, 1]$, whose sample paths are nowhere differentiable almost surely (and not even differentiable in mean-square). The corresponding covariance is $C(s, t) = \min\{s, t\}$, and is non-differentiable on the diagonal $s = t$. When restricted on Δ the covariance becomes $C(s, t) = t$ and is infinitely differentiable (even real analytic). Similar observations can be made for the standard Brownian bridge ($C(s, t) = t - st$ on Δ), Ornstein-Uhlenbeck process ($C(s, t) = e^{-\beta(t+s)}(e^{2\beta t} - 1)/(2\beta)$ on Δ , where $\beta > 0$ is the drift), geometric Brownian motion ($C(s, t) = \exp\{(t+s)/2\} \exp\{t\} - 1$) on Δ), and many more examples.

These are all instances of a very general setting with a covariance function that is of the form

$$C(s, t) = g\{\min(s, t), \max(s, t)\},$$

for some smooth function g . When this g is at least of class C^2 , or equivalently when $C \in C^2(\Delta)$ (see condition **C(3)**), we can view C as a function on Δ , and apply a suitably defined smoother to indices from the set $\{(T_{ij}, T_{ik}) \mid i = 1, 2, \dots, n, k < j\}$. A precise definition is provided in the next subsection. Subsection 3.3 shows that it inherits the same (optimal) rates as one would have in the smooth case.

3.2. The Estimator

Recall model (2.1) and write X_{ij} for $X_i(T_{ij})$. For the sake of simplicity, we drop the index of r_n and use r instead, but it is understood that r can vary with n . Using the classical decomposition

$$C(s, t) = \mathbb{E}(X(s)X(t)) - \mathbb{E}(X(s))\mathbb{E}(X(t)) =: G(s, t) - \mu(s)\mu(t), \quad 0 \leq t \leq s \leq 1,$$

we define the estimator

$$\widehat{C}(s, t) = \widehat{G}(s, t) - \widehat{\mu}(s)\widehat{\mu}(t); \quad 0 \leq t \leq s \leq 1,$$

where $\widehat{G}(s, t) = \widehat{a}_0$ and $\widehat{\mu}(s) = \widehat{b}_0$ are obtained based on the (multivariate) locally weighted least square regression method in the form

$$\begin{aligned} (\widehat{a}_0, \widehat{a}_1, \widehat{a}_2) = & \quad \quad \quad (3.1) \\ \operatorname{argmin}_{a_0, a_1, a_2} \frac{1}{n} \sum_{i=1}^n \frac{2}{r(r-1)} \sum_{1 \leq k < j \leq r} & \left[\{Y_{ik}Y_{ij} - a_0 - a_1(T_{ij} - s) - a_2(T_{ik} - t)\}^2 \right. \\ & \left. \times K_{H_G}((T_{ij} - s), (T_{ik} - t)) \right], \end{aligned}$$

and

$$(\widehat{b}_0, \widehat{b}_1) = \operatorname{argmin}_{b_0, b_1} \frac{1}{n} \sum_{i=1}^n \frac{1}{r} \sum_{j=1}^r \{Y_{ij} - b_0 - b_1(T_{ij} - s)\}^2 K_{h_\mu^2}(T_{ij} - s), \quad (3.2)$$

for all $0 \leq t \leq s \leq 1$. Here H_G is a 2×2 symmetric positive definite matrix, varying with n , whose square root $H_G^{1/2}$ will be called bandwidth matrix and $K_{H_G}(\cdot) = |H_G|^{-1/2} K_G(H_G^{-1/2} \times \cdot)$, for some 2-variate integrable kernel K_G . Similarly, h_μ is one dimensional bandwidth parameter depending on n and $K_{h_\mu^2}(\cdot) = h_\mu^{-1} K_\mu(h_\mu^{-1} \cdot)$, for some univariate integrable kernel K_μ .

We define

$$\begin{aligned} \mathbf{T}_i^T &= \{(T_{ij}, T_{ik})\}_{1 \leq k, j \leq r}, & \mathbf{Y}_i &= \{Y(T_{ij})Y(T_{ik})\}_{1 \leq k, j \leq r}; & i &= 1, 2, \dots, n, \\ \mathbf{T}_{i,(s,t)} &= [\operatorname{vech}(\mathbf{T}_i - (s, t))]; \quad 0 \leq t \leq s \leq 1, & \mathbb{Y}_i &= [\operatorname{vech}(\mathbf{Y}_i)]; & i &= 1, 2, \dots, n, \\ \mathbf{T}_{(s,t)} &= \begin{bmatrix} \mathbf{T}_{1,(s,t)} \\ \mathbf{T}_{2,(s,t)} \\ \vdots \\ \mathbf{T}_{n,(s,t)} \end{bmatrix}, & \mathbb{Y} &= \begin{bmatrix} \mathbb{Y}_1 \\ \mathbb{Y}_2 \\ \vdots \\ \mathbb{Y}_n \end{bmatrix}, \\ \mathbb{T}_{(s,t)} &= [J, \mathbf{T}_{(s,t)}], \end{aligned}$$

where $\operatorname{vech}(M)$ is a vector obtained by column-wise vectorization of the matrix M follows by elimination of the diagonal elements as well as upper triangle elements of M . The vector J , whose dimension is clear from the context, is a vector with all elements equal to one. Next, $T_{(s)}$ is the one dimensional design vector, obtained by the first column of the matrix $T_{(s,t)}$, eliminating repeated entries. Likewise, let Y is the corresponding response vector. Finally, we define the vector e_1 , whose dimension is clear from context, to be the vector with leading element equal to one and zeroes elsewhere, and

$$\begin{aligned} \mathbf{W}_{(s,t)} &= \operatorname{diag} \{K_{H_G}(\mathbf{T}_{(s,t)})\}, \\ \mathbf{W}_{(s)} &= \operatorname{diag} \{K_{h_\mu^2}(\mathbf{T}_{(s)})\}, \end{aligned}$$

where $K_{H_G}(\mathbf{T}_{(s,t)})$ and $K_{h_\mu^2}(\mathbf{T}_{(s)})$ should be understood element-wise.

In this notation, the local least square problems (3.1) and (3.2) admit the following closed-form solutions

$$\widehat{a}_0 = \widehat{G}(s, t) = e_1^T \left(\mathbb{T}_{(s,t)}^T \mathbf{W}_{(s,t)} \mathbb{T}_{(s,t)} \right)^{-1} \mathbb{T}_{(s,t)}^T \mathbf{W}_{(s,t)} \mathbb{Y}, \quad (3.3)$$

$$\widehat{b}_0 = \widehat{\mu}(s) = e_1^T \left(\mathbb{T}_{(s)}^T \mathbf{W}_{(s)} \mathbb{T}_{(s)} \right)^{-1} \mathbb{T}_{(s)}^T \mathbf{W}_{(s)} Y, \quad (3.4)$$

respectively. See Ruppert and Wand [16] for more details. In the remainder of the paper, we assume H_G to be diagonal, $H_G = \text{diag}(h_G^2, h_G^2)$. We set the 2-variate kernel $K_G(\cdot, \cdot)$ as the product kernel based on symmetric univariate integrable kernel $W(\cdot)$ i.e. $K_G(\cdot, \cdot) = W(\cdot)W(\cdot)$ and we also set $K_\mu(\cdot) = W(\cdot)$. The univariate kernel $W(\cdot)$ depends in general on n and can be defined in one of the forms $\{\mathbf{W}_n\}$ or $\{\mathbb{W}_n\}$ below:

$$\mathbf{W}_n(u) = a_n \exp\left(-\frac{u}{\sigma_n}\right), \quad (3.5)$$

$$\mathbb{W}_n(u) = \begin{cases} \mathbf{W}_1(u) & \text{if } |u| < 1, \\ \mathbf{W}_n(u) & \text{if } |u| \geq 1, \end{cases} \quad (3.6)$$

where $\{a_n\}_n$ and $\{\sigma_n\}_n$ are two sequences of positive numbers tending to zero sufficiently fast such that $W_n(1^+) \lesssim O(h_G^4)$ and $W_n(1^+) \lesssim O(h_\mu^3)$. Section 5 explains this particular choice of kernels and $W(\cdot)$, and discusses other choices.

3.3. Asymptotic Theory

We will now establish the almost sure uniform convergence rates of the estimators $\widehat{G}(\cdot, \cdot)$ and $\widehat{\mu}(\cdot)$ appearing in (3.3) and (3.4), respectively. Our conditions can be stated as follows:

- C(0) There exists some positive number M_T for which we have $\mathbb{P}(T_{ij} \in [a, b]) \leq M_T(b - a)$, for all i, j and $0 < a \leq b < 1$.
- C(1) $\mathbb{E}|U_{ij}|^\alpha < \infty$ and $\sup_{0 \leq s \leq 1} \mathbb{E}|X_{ij}(s)|^\alpha < \infty$ for all i, j .
- C(2) The second order derivative of the mean function μ exists (and hence is bounded); differentiability on the boundary points is defined via one sided limits.
- C(3) The second order partial derivatives of C on the (lower) triangle $\Delta = \{(s, t) \in [0, 1]^2 | 0 \leq t \leq s \leq 1\}$ exist and are bounded i.e. $C \in C^2(\Delta)$; again, differentiability on boundary points is defined via one-sided limits.

Assumptions C(0)–C(2) are standard. Assumption C(3) relaxes the usual smoothness assumption on the covariance, to accommodate non-smooth paths. Our main results on the almost sure convergence rates of our estimators are now as follows:

Theorem 1. *Under Conditions C(0)–C(1) and C(3), for $\alpha \in (4, \infty)$, it holds with probability 1 that*

$$\sup_{0 \leq t \leq s \leq 1} \left| \widehat{G}(s, t) - G(s, t) \right| = O \left[h_G^{-4} \frac{\log n}{n} \left(h_G^4 + \frac{h_G^3}{r} + \frac{h_G^2}{r^2} \right) \right]^{1/2} + O(h_G^2). \quad (3.7)$$

Theorem 2. *Under Conditions C(0)–C(2), for $\alpha \in (2, \infty)$, it holds with probability 1 that*

$$\sup_{0 \leq t \leq 1} |\widehat{\mu}(t) - \mu(t)| = O \left[h_\mu^{-2} \frac{\log n}{n} \left(h_\mu^2 + \frac{h_\mu}{r} \right) \right]^{1/2} + O(h_\mu^2). \quad (3.8)$$

The following corollary states sufficient conditions such that, under a dense sampling scheme, all terms appearing in the right hand side of (3.7) and (3.8) will be dominated by $(\log n/n)^{1/2}$. It thus follows that, under dense observation, the rate of our covariance estimator matches the optimal rate under complete observation (see Corollary 4.1 of Bosq), bridging the gap with “fully observed theory” that does not assume smoothness (as described in the introduction).

Corollary 1 (Rates Under Dense Observation). *Assume dense sampling scheme, i.e. that $r_n \geq M_n$, for some increasing sequence $M_n \uparrow \infty$, and $M_n^{-1} \lesssim h_\mu, h_G \lesssim \left(\frac{\log n}{n}\right)^{1/4}$, and Conditions C(0)–C(3), for $\alpha \in (4, \infty)$. Then it holds with probability 1 that*

$$\sup_{0 \leq t \leq s \leq 1} |C(s, t) - \widehat{C}(s, t)| = O \left(\frac{\log n}{n} \right)^{1/2}.$$

In particular we have, with probability 1, that $\|C - \widehat{C}\|_{HS}^2 = \int_0^1 \int_0^1 (C(s, t) - \widehat{C}(s, t))^2 ds dt = O \left(\frac{\log n}{n} \right)$.

4. Simulations

To illustrate the finite-sample performance of our method, we run a small simulation study on two examples, one involving a nowhere differentiable process, and one involving a C^2 process. In either case, we apply our “triangle” method as well as the classical “square” smoothing methods (Yao et al. [17] and Li and Hsing [12], for example), and compare the results. Though our method is applicable in both examples (since it rests on weaker assumptions), the classical covariance smoothing method only applies to the smooth example. Naturally, we expect our method to perform better in the rough example, and worse in the smooth example (since it does not take full advantage of the smoothness). The interesting point we observe, however, is that our method performs considerably better in the rough case, and comparably well in the C^2 case.

Example 1: First, we consider the example of a standard Brownian motion, with covariance of the form $C(s, t) = \min\{s, t\}$, $0 \leq s, t \leq 1$. This is of class C^∞ on Δ , but fails to be C^1 on the unit square. We take $n = 100$, and $r \in \{5, 20, 50\}$, and run 100 replications in each case. The results are summarised in Figures 1-7; to allow for a compact presentation, each figure uses blue to demonstrate the target value; gray or black are used to denote the values corresponding to the triangular method; and red is assigned to the square method. The proposed method considerably outperforms the existing classical approach in estimating the covariance kernel, as well as its spectrum. Upon closer inspection we saw that the effect was particularly pronounced near the diagonal, as is reasonable to expect. This is reflected in the estimated eigenvalues: the triangular method performs better in estimating the leading eigenvalues, and substantially better for eigenvalues of larger order, see Figures 4-6. Figure 7 similarly shows that the triangular method performs well in estimating all the leading eigenfunctions, even for as few as $r = 5$ sampled points per curve. By contrast the square method generally encounters considerable difficulties with eigenfunctions other than the leading one, and require considerably higher values of r in order to capture higher order eigenfunctions.

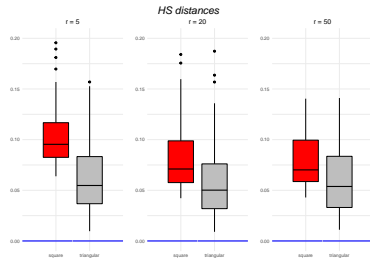


FIG 1. Simulation 1: Box plots for $\|C - \hat{C}\|_{HS}$.

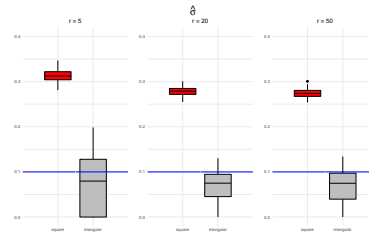


FIG 2. Simulation 1: Box plots for $\hat{\sigma}$.

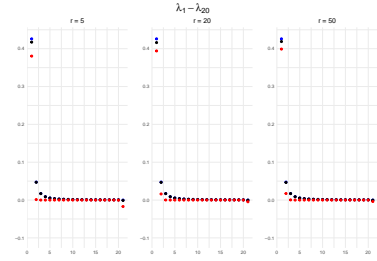


FIG 3. Simulation 1: The first 20 eigenvalues, λ_1 to λ_{20} , and the average of their estimates over the simulation runs.

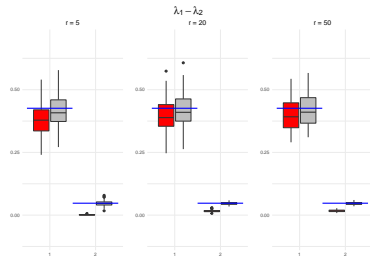


FIG 4. Simulation 1: Box plots for $\hat{\lambda}_1$ and $\hat{\lambda}_2$.

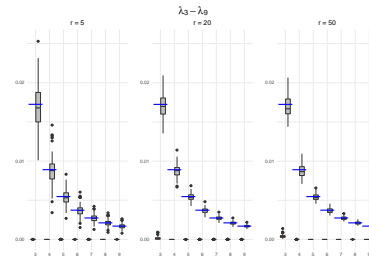


FIG 5. Simulation 1: Box plots for $\hat{\lambda}_3$ to $\hat{\lambda}_9$.

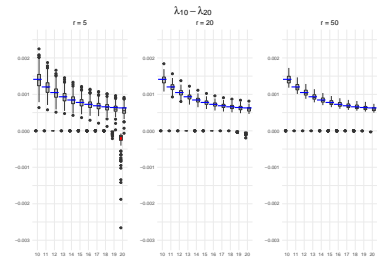


FIG 6. Simulation 1: Box plots for $\hat{\lambda}_{10}$ to $\hat{\lambda}_{20}$.

Example 2: Next, we consider a process $X(s) = \mu(s) + Z_1 g_1(s) + Z_2 g_2(s) + Z_3 g_3(s)$, where $\mu(s) = 5(s - 0.6)^2$, $Z_j \stackrel{iid}{\sim} N(0, 0.2)$, $g_1(s) = 1$ is a constant function, $g_2(s) = \sin(2\pi s)$, and g_3 is chosen to be (a multiple of)

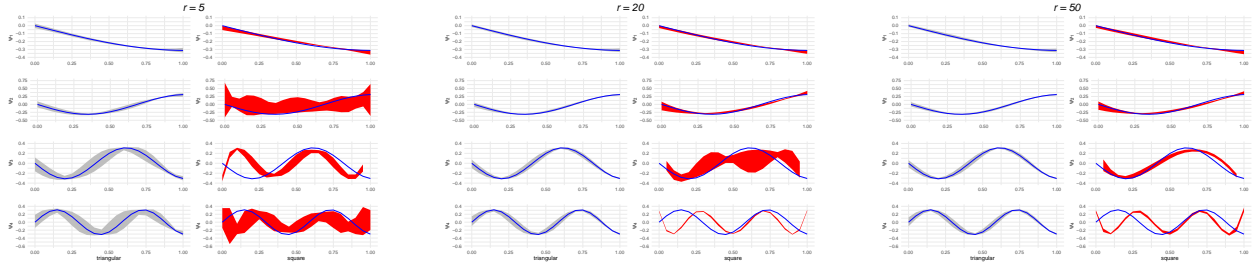


FIG 7. *Simulation 1: The first 4 eigenfunctions, Ψ_1 to Ψ_4 , and point-wise %95 confidence envelopes based on the simulations.*

four-fold convolution of the constant function 1 over $[0, \frac{1}{4}]$ i.e.

$$g_3(s) = \begin{cases} s^3 & \text{for } 0 \leq s < \frac{1}{4}, \\ s^3 - 4\left(s - \frac{1}{4}\right)^3 & \text{for } \frac{1}{4} \leq s < \frac{2}{4}, \\ s^3 - 4\left(s - \frac{1}{4}\right)^3 + 6\left(s - \frac{2}{4}\right)^3 & \text{for } \frac{2}{4} \leq s < \frac{3}{4}, \\ s^3 - 4\left(s - \frac{1}{4}\right)^3 + 6\left(s - \frac{2}{4}\right)^3 - 4\left(s - \frac{3}{4}\right)^3 & \text{for } \frac{3}{4} \leq s \leq 1. \end{cases} \quad (4.1)$$

The function $g_3(s)$ is constructed to have a shape similar to that of $\cos(2\pi s)$. Consequently, this simulation scenario yields a setting similar to that of Simulation 1 in Li and Hsing [12] with the difference that, clearly, the covariance kernel here is of class C^2 but not C^3 on Δ (or the unit square). The point of this modification is to see the net effect of going from a C^0 process to a C^2 process (rather than from C^0 to C^∞ , if we had picked $\cos(2\pi s)$ instead of $g_3(s)$). We take $n = 200$, $r \in \{5, 20, 50\}$, and run 100 replications in each case. The simulation results are summarised in Figures 8-14. We use the same colour coding as before: blue for the target, grey/black for the triangular method, and red for the square method. Interestingly, the triangular method performs slightly better than the square method when it comes to the covariance as a whole (Figure 8). The two approaches perform very similarly in estimating the leading eigenfunctions (Figure 14). When it comes to the eigenvalues, we see an interesting pattern: both methods perform comparably in the the non zero eigenvalues (up to order 3). The square method does a clearly better job at capturing the fact that the remaining eigenvalues are zero (except when going to higher orders where both methods start having trouble). See Figures 11-13.

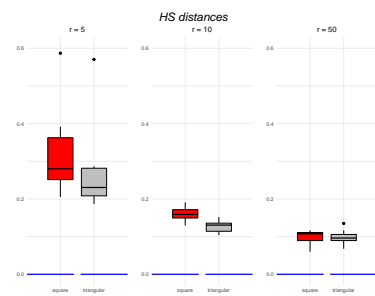


FIG 8. *Simulation 2: Box plots for $\|C - \hat{C}\|_{HS}$.*

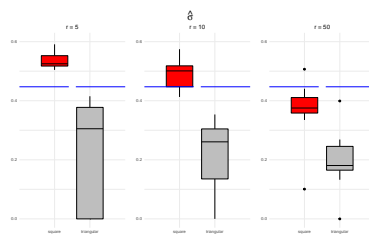


FIG 9. *Simulation 2: Box plots for $\hat{\sigma}$.*

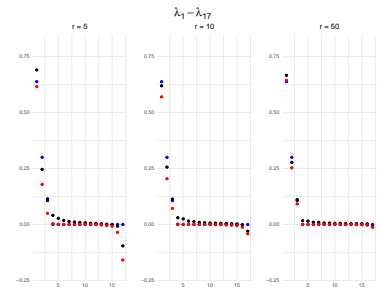


FIG 10. *Simulation 2: The first 20 eigenvalues, λ_1 to λ_{17} , and the average of their estimates over the simulation runs.*

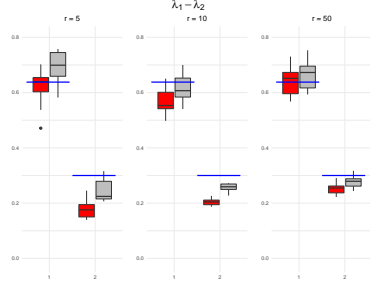


FIG 11. Simulation 2: Box plots for $\hat{\lambda}_1$ and $\hat{\lambda}_2$.

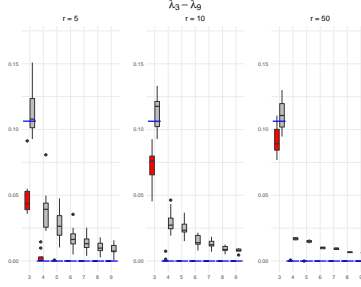


FIG 12. Simulation 2: Box plots for $\hat{\lambda}_3$ to $\hat{\lambda}_9$.

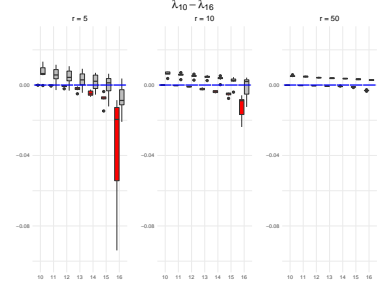


FIG 13. Simulation 2: Box plots for $\hat{\lambda}_{10}$ to $\hat{\lambda}_{16}$.

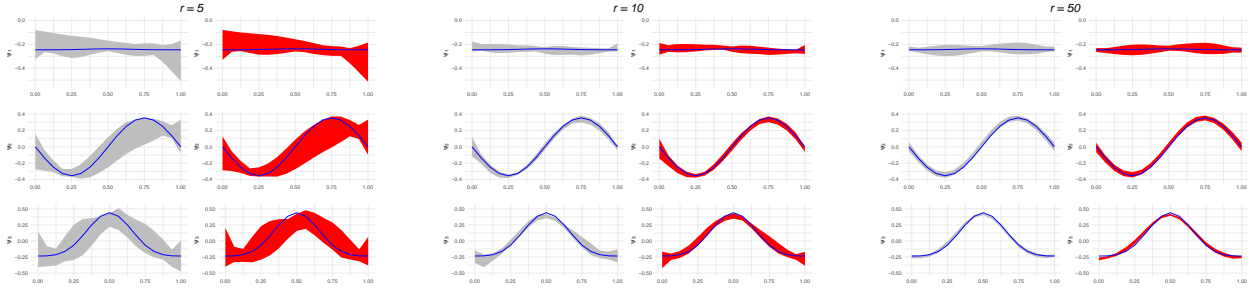


FIG 14. Simulation 2: The first 4 eigenfunctions, Ψ_1 to Ψ_4 , and point-wise 95% confidence envelopes based on the simulations.

5. Appendix

5.1. Proofs.

Simple calculations shows that $\hat{G}(\cdot, \cdot)$ admits the following representation

$$\begin{aligned} \hat{G}(s, t) &= e_1^T \begin{bmatrix} \mathcal{A}_{0,0} & \mathcal{A}_{1,0} & \mathcal{A}_{0,1} \\ \mathcal{A}_{1,0} & \mathcal{A}_{2,0} & \mathcal{A}_{1,1} \\ \mathcal{A}_{0,1} & \mathcal{A}_{1,1} & \mathcal{A}_{0,2} \end{bmatrix}^{-1} \begin{bmatrix} S_{0,0} \\ S_{1,0} \\ S_{0,1} \end{bmatrix} \\ &= \frac{1}{\mathcal{D}(s, t)} \begin{bmatrix} \mathcal{A}_{2,0}\mathcal{A}_{0,2} - \mathcal{A}_{1,1}^2 & -\mathcal{A}_{1,0}\mathcal{A}_{0,2} + \mathcal{A}_{0,1}\mathcal{A}_{1,1} & \mathcal{A}_{1,0}\mathcal{A}_{1,1} - \mathcal{A}_{0,1}\mathcal{A}_{2,0} \end{bmatrix} \begin{bmatrix} S_{0,0} \\ S_{1,0} \\ S_{0,1} \end{bmatrix}, \end{aligned} \quad (5.1)$$

where

$$\mathcal{A}_{p,q} = \frac{1}{nh_G^2} \sum_{i=1}^n \frac{2}{r(r-1)} \sum_{1 \leq k < j \leq r} W\left(\frac{T_{ij}-s}{h_G}\right) W\left(\frac{T_{ik}-t}{h_G}\right) (T_{ij}-s)^p (T_{ik}-t)^q, \quad p, q = 0, 1, 2,$$

$$S_{0,0} = \frac{1}{nh_G^2} \sum_{i=1}^n \frac{2}{r(r-1)} \sum_{1 \leq k < j \leq r} \left[W\left(\frac{T_{ij}-s}{h_G}\right) W\left(\frac{T_{ik}-t}{h_G}\right) Y_{ij} Y_{ik} \right],$$

$$S_{0,1} = \frac{1}{nh_G^2} \sum_{i=1}^n \frac{2}{r(r-1)} \sum_{1 \leq k < j \leq r} \left[W\left(\frac{T_{ij}-s}{h_G}\right) W\left(\frac{T_{ik}-t}{h_G}\right) (T_{ik}-t) Y_{ij} Y_{ik} \right],$$

$$S_{1,0} = \frac{1}{nh_G^2} \sum_{i=1}^n \frac{2}{r(r-1)} \sum_{1 \leq k < j \leq r} \left[W\left(\frac{T_{ij}-s}{h_G}\right) W\left(\frac{T_{ij}-s}{h_G}\right) (T_{ij}-s) Y_{ij} Y_{ik} \right],$$

and

$$\mathcal{D}(s, t) = \det \left(\begin{bmatrix} \mathcal{A}_{0,0} & \mathcal{A}_{1,0} & \mathcal{A}_{0,1} \\ \mathcal{A}_{1,0} & \mathcal{A}_{2,0} & \mathcal{A}_{1,1} \\ \mathcal{A}_{0,1} & \mathcal{A}_{1,1} & \mathcal{A}_{0,2} \end{bmatrix} \right).$$

which yields

$$\widehat{G}(s, t) = \frac{\mathcal{M}_1(s, t)S_{0,0}(s, t) - \mathcal{M}_2(s, t)S_{1,0}(s, t) - \mathcal{M}_3(s, t)S_{0,1}(s, t)}{\mathcal{D}(s, t)}, \quad 0 < t < s < 1, \quad (5.2)$$

with \mathcal{M}_p , $p = 1, 2, 3$, corresponding to the elements of row matrix appearing in (5.1). Likewise, for $\widehat{\mu}(\cdot)$ we have

$$\widehat{\mu}(s) = \frac{S_0(s)\mathcal{A}_2(s) - S_1(s)\mathcal{A}_1(s)}{\mathcal{A}_0(s)\mathcal{A}_2(s) - \mathcal{A}_1^2(s)}, \quad 0 < s < 1, \quad (5.3)$$

where

$$\begin{aligned} S_0 &= \frac{1}{nh_\mu} \sum_{i=1}^n \frac{1}{r} \sum_{j=1}^r W \left(\frac{T_{ij} - s}{h_\mu} \right) Y_{ij}, \\ S_1 &= \frac{1}{nh_\mu^2} \sum_{i=1}^n \frac{1}{r} \sum_{j=1}^r W \left(\frac{T_{ij} - s}{h_\mu} \right) (T_{ij} - s) Y_{ij}, \end{aligned}$$

and

$$\mathcal{A}_p = \frac{1}{nh_\mu^{1+p}} \sum_{i=1}^n \frac{1}{r} \sum_{j=1}^r W \left(\frac{T_{ij} - s}{h_\mu} \right) (T_{ij} - s)^p, \quad p = 0, 1, 2.$$

We will make use of these expressions in our proofs.

Proof of Theorem 1. We can drop the index n for sake of simplicity. According to (3.3) and observing that

$$G(s, t) = e_1^T \left(\mathbb{T}_{(s,t)}^T \mathbf{W}_{(s,t)} \mathbb{T}_{(s,t)} \right)^{-1} \left(\mathbb{T}_{(s,t)}^T \mathbf{W}_{(s,t)} \mathbb{T}_{(s,t)} \right) \begin{bmatrix} G(s, t) \\ G^{(1,0)}(s, t) \\ G^{(0,1)}(s, t) \end{bmatrix},$$

we obtain

$$\sup_{0 \leq t \leq s \leq 1} \left| \widehat{G}(s, t) - G(s, t) \right| = \sup_{0 \leq t \leq s \leq 1} \left| \frac{\mathcal{M}_1(s, t)\widetilde{S}_{0,0}(s, t) - \mathcal{M}_2(s, t)\widetilde{S}_{1,0}(s, t) - \mathcal{M}_3(s, t)\widetilde{S}_{0,1}(s, t)}{\mathcal{D}(s, t)} \right| \quad (5.4)$$

where

$$\begin{aligned} \widetilde{S}_{0,0}(s, t) &= S_{0,0}(s, t) - G(s, t)\mathcal{A}_{0,0} - h_G G^{(1,0)}(s, t)\mathcal{A}_{1,0} - h_G G^{(0,1)}(s, t)\mathcal{A}_{0,1} \\ &=: S_{0,0}(s, t) - \Lambda_{0,0}(s, t), \\ \widetilde{S}_{1,0}(s, t) &= S_{1,0}(s, t) - G(s, t)\mathcal{A}_{1,0} - h_G G^{(1,0)}(s, t)\mathcal{A}_{2,0} - h_G G^{(0,1)}(s, t)\mathcal{A}_{1,1} \\ &=: S_{1,0}(s, t) - \Lambda_{1,0}(s, t), \\ \widetilde{S}_{0,1}(s, t) &= S_{0,1}(s, t) - G(s, t)\mathcal{A}_{0,1} - h_G G^{(1,0)}(s, t)\mathcal{A}_{1,1} - h_G G^{(0,1)}(s, t)\mathcal{A}_{0,2} \\ &=: S_{0,1}(s, t) - \Lambda_{0,1}(s, t). \end{aligned}$$

We now investigate the different terms appearing in (5.4) separately. First, consider $\widetilde{S}_{0,0}$ and observe that

$$\widetilde{S}_{0,0}(s, t) = \frac{1}{nh_G^2} \sum_{i=1}^n \frac{2}{r(r-1)} \sum_{1 \leq k < j \leq r} \left[W \left(\frac{T_{ij} - s}{h_G} \right) W \left(\frac{T_{ik} - t}{h_G} \right) Y_{ij} Y_{ik} \right] - \Lambda_{0,0}(s, t)$$

$$\begin{aligned}
&= \frac{1}{nh_G^2} \sum_{i=1}^n \frac{2}{r(r-1)} \sum_{1 \leq k < j \leq r} \left[W\left(\frac{T_{ij}-s}{h_G}\right) W\left(\frac{T_{ik}-t}{h_G}\right) (X_{ij} + U_{ij})(X_{ik} + U_{ik}) \right] \\
&\quad - \Lambda_{0,0}(s, t) \\
&= \frac{1}{nh_G^2} \sum_{i=1}^n \frac{2}{r(r-1)} \sum_{1 \leq k < j \leq r} \left[W\left(\frac{T_{ij}-s}{h_G}\right) W\left(\frac{T_{ik}-t}{h_G}\right) U_{ij}U_{ik} \right] \\
&\quad + \frac{1}{nh_G^2} \sum_{i=1}^n \frac{2}{r(r-1)} \sum_{1 \leq k < j \leq r} \left[W\left(\frac{T_{ij}-s}{h_G}\right) W\left(\frac{T_{ik}-t}{h_G}\right) X_{ij}U_{ik} \right] \\
&\quad + \frac{1}{nh_G^2} \sum_{i=1}^n \frac{2}{r(r-1)} \sum_{1 \leq k < j \leq r} \left[W\left(\frac{T_{ij}-s}{h_G}\right) W\left(\frac{T_{ik}-t}{h_G}\right) U_{ij}X_{ik} \right] \\
&\quad + \frac{1}{nh_G^2} \sum_{i=1}^n \frac{2}{r(r-1)} \sum_{1 \leq k < j \leq r} \left[W\left(\frac{T_{ij}-s}{h_G}\right) W\left(\frac{T_{ik}-t}{h_G}\right) (X_{ij}X_{ik} - G(T_{ij}, T_{ik})) \right] \\
&\quad + \frac{1}{nh_G^2} \sum_{i=1}^n \frac{2}{r(r-1)} \sum_{1 \leq k < j \leq r} \left[W\left(\frac{T_{ij}-s}{h_G}\right) W\left(\frac{T_{ik}-t}{h_G}\right) G(T_{ij}, T_{ik}) \right] - \Lambda_{0,0}(s, t) \\
&=: A_1 + A_2 + A_3 + A_4 + A_5.
\end{aligned}$$

The expressions $A_1 - A_4$, representing the variance term, can be written in the general form

$$\begin{aligned}
&\frac{1}{nh_G^2} \sum_{i=1}^n \frac{2}{r(r-1)} \sum_{1 \leq k < j \leq r} \left[W\left(\frac{T_{ij}-s}{h_G}\right) W\left(\frac{T_{ik}-t}{h_G}\right) Z_{ijk} \right] \\
&= \frac{1}{nh_G^2} \sum_{i=1}^n \frac{2}{r(r-1)} \sum_{1 \leq k < j \leq r} \left[W\left(\frac{T_{ij}-s}{h_G}\right) W\left(\frac{T_{ik}-t}{h_G}\right) Z_{ijk} \right] \\
&\quad \times [\mathbb{I}((T_{ij}, T_{ik}) \in [s - h_G, s + h_G]^c \times [t - h_G, t + h_G]^c) \quad (5.5) \\
&\quad \quad + \mathbb{I}((T_{ij}, T_{ik}) \in [s - h_G, s + h_G]^c \times [t - h_G, t + h_G]) \quad (5.6) \\
&\quad \quad + \mathbb{I}((T_{ij}, T_{ik}) \in [s - h_G, s + h_G] \times [t - h_G, t + h_G]^c) \quad (5.7) \\
&\quad \quad + \mathbb{I}((T_{ij}, T_{ik}) \in [s - h_G, s + h_G] \times [t - h_G, t + h_G])] \quad (5.8) \\
&=: \bar{Z}_{1,1}(s, t) + \bar{Z}_{1,0}(s, t) + \bar{Z}_{0,1}(s, t) + \bar{Z}_{0,0}(s, t),
\end{aligned}$$

where each Z_{ijk} has mean zero. The term A_5 corresponds to the bias term for which we use a Taylor series expansion to obtain the desired almost sure uniform bound. For (5.5), observe that

$$\begin{aligned}
\bar{Z}_{1,1}(s, t) &= \frac{1}{nh_G^2} \sum_{i=1}^n \frac{2}{r(r-1)} \sum_{1 \leq k < j \leq r} \left[W\left(\frac{T_{ij}-s}{h_G}\right) W\left(\frac{T_{ik}-t}{h_G}\right) Z_{ijk} \right] \quad (5.9) \\
&\quad \times \mathbb{I}((T_{ij}, T_{ik}) \in [s - h_G, s + h_G]^c \times [t - h_G, t + h_G]^c) \\
&\leq W^2(1^+) \frac{1}{nh_G^2} \sum_{i=1}^n \frac{2}{r(r-1)} \sum_{1 \leq k < j \leq r} |Z_{ijk}| \\
&= O(h_G^{-2}) W^2(1^+), \quad \text{a.s uniformly on } 0 \leq t \leq s \leq 1 \\
&= O(h_G^2), \quad \text{a.s uniformly on } 0 \leq t \leq s \leq 1. \quad (5.10)
\end{aligned}$$

For (5.6) (similarly (5.7)) we have

$$\begin{aligned}
\bar{Z}_{1,0}(s, t) &= \frac{1}{nh_G^2} \sum_{i=1}^n \frac{2}{r(r-1)} \sum_{1 \leq k < j \leq r} \left[W\left(\frac{T_{ij}-s}{h_G}\right) W\left(\frac{T_{ik}-t}{h_G}\right) Z_{ijk} \right] \quad (5.11) \\
&\quad \times \mathbb{I}((T_{ij}, T_{ik}) \in [s - h_G, s + h_G]^c \times [t - h_G, t + h_G])
\end{aligned}$$

$$\begin{aligned}
&\leq \left(\int |W^\dagger(u)| du \right) W(1^+) \frac{1}{nh_G^2} \sum_{i=1}^n \frac{2}{r(r-1)} \sum_{1 \leq k < j \leq r} |Z_{ijk}| \\
&= O(h_G^{-2}) \left(\int |W^\dagger(u)| du \right) W(1^+), \quad \text{a.s uniformly on } 0 \leq t \leq s \leq 1 \\
&= O(h_G^2), \quad \text{a.s uniformly on } 0 \leq t \leq s \leq 1.
\end{aligned} \tag{5.12}$$

For (5.8) we have

$$\begin{aligned}
\bar{Z}_{0,0}(s, t) &= \\
&\frac{1}{n} \sum_{i=1}^n \frac{2}{r(r-1)} \sum_{1 \leq k < j \leq r} \left[Z_{ijk} \iint e^{-ius-ivt+iuT_{ij}+ivT_{ik}} W^\dagger(h_G u) W^\dagger(h_G v) dudv \right] \\
&\quad \times \mathbb{I}((T_{ij}, T_{ik}) \in [s-h_G, s+h_G] \times [t-h_G, t+h_G]).
\end{aligned} \tag{5.13}$$

Regarding $\mathbb{E}\bar{Z}_{0,0}(s, t) = 0$, for all $0 \leq t \leq s \leq 1$, we have

$$\begin{aligned}
&|\bar{Z}_{0,0}(s, t) - \mathbb{E}\bar{Z}_{0,0}(s, t)| \\
&\leq \left(\int |W^\dagger(h_G u)| du \right)^2 \\
&\quad \times \frac{1}{n} \sum_{i=1}^n \frac{2}{r(r-1)} \sum_{1 \leq k < j \leq r} |Z_{ijk}| \mathbb{I}((T_{ij}, T_{ik}) \in [s-h_G, s+h_G] \times [t-h_G, t+h_G]) \\
&= O(h_G^{-2}) \\
&\quad \times \frac{1}{n} \sum_{i=1}^n \frac{2}{r(r-1)} \sum_{1 \leq k < j \leq r} |Z_{ijk}| \mathbb{I}((T_{ij}, T_{ik}) \in [s-h_G, s+h_G] \times [t-h_G, t+h_G]).
\end{aligned} \tag{5.14}$$

The remaining argument for (5.8) is similar to the proof of Lemma (8.2.5) of Hsing and Eubank [9]. In more detail, for the summation term appearing in (5.15) we have

$$\begin{aligned}
&\frac{1}{n} \sum_{i=1}^n \frac{2}{r(r-1)} \sum_{1 \leq k < j \leq r} |Z_{ijk}| \mathbb{I}((T_{ij}, T_{ik}) \in [s-h_G, s+h_G] \times [t-h_G, t+h_G]) \\
&= \frac{1}{n} \sum_{i=1}^n \frac{2}{r(r-1)} \sum_{1 \leq k < j \leq r} |Z_{ijk}| \mathbb{I}(|Z_{ijk}| \geq Q_n \cup |Z_{ijk}| < Q_n) \\
&\quad \times \mathbb{I}((T_{ij}, T_{ik}) \in [s-h_G, s+h_G] \times [t-h_G, t+h_G]) \\
&=: B_1 + B_2.
\end{aligned}$$

According to condition C(1) and choosing Q_n in such a way that $\left[\frac{\log n}{n} \left(h_G^4 + \frac{h_G^3}{r(n)} + \frac{h_G^2}{r^2(n)} \right) \right]^{-1/2} Q_n^{1-\alpha} = O(1)$, we conclude $B_1 = O\left(\left[\frac{\log n}{n} \left(h_G^4 + \frac{h_G^3}{r(n)} + \frac{h_G^2}{r^2(n)} \right) \right]^{1/2} \right)$, almost surely uniformly. In more detail

$$\begin{aligned}
B_1 &= \frac{1}{n} \sum_{i=1}^n \frac{2}{r(r-1)} \sum_{1 \leq k < j \leq r} |Z_{ijk}|^{1-\alpha+\alpha} \mathbb{I}(|Z_{ijk}| \geq Q_n) \mathbb{I}((T_{ij}, T_{ik}) \in [s-h_G, s+h_G] \times [t-h_G, t+h_G]) \\
&\leq \frac{1}{n} \sum_{i=1}^n \frac{2}{r(r-1)} \sum_{1 \leq k < j \leq r} |Z_{ijk}|^\alpha Q_n^{1-\alpha} \\
&= O(1)Q_n^{1-\alpha} \\
&= O\left(\left[\frac{\log n}{n} \left(h_G^4 + \frac{h_G^3}{r(n)} + \frac{h_G^2}{r^2(n)} \right) \right]^{1/2} \right), \quad \text{a.s uniformly on } 0 < t < s < 1.
\end{aligned}$$

For B_2 , first, define

$$\begin{aligned} B_2 &= \frac{1}{n} \sum_{i=1}^n \frac{2}{r(r-1)} \sum_{1 \leq k < j \leq r} |Z_{ijk}| \mathbb{I}(|Z_{ijk}| \leq Q_n) \times \mathbb{I}((T_{ij}, T_{ik}) \in [s - h_G, s + h_G] \times [t - h_G, t + h_G]) \\ &=: \frac{1}{n} \sum_{i=1}^n \frac{2}{r(r-1)} \sum_{1 \leq k < j \leq r} \mathcal{Z}_{ijk}(s, t). \end{aligned}$$

We then apply Bennett's concentration inequality (see [2]) to complete the proof of this part. We obtain a uniform upper bound for $\text{Var} \left(\frac{2}{r(r-1)} \sum_{1 \leq k < j \leq r} \mathcal{Z}_{ijk}(s, t) \right)$, $i = 1, 2, \dots, n$, in the following way

$$\begin{aligned} & \text{Var} \left(\frac{2}{r(r-1)} \sum_{1 \leq k < j \leq r} \mathcal{Z}_{ijk}(s, t) \right) \\ &= \left(\frac{2}{r(r-1)} \right)^2 \sum_{1 \leq k_1 < j_1 \leq r} \sum_{1 \leq k_2 < j_2 \leq r} \text{Cov}(\mathcal{Z}_{ij_1 k_1}(s, t), \mathcal{Z}_{ij_2 k_2}(s, t)) \\ &\leq c \left(h_G^4 + \frac{h_G^3}{r(n)} + \frac{h_G^2}{r^2(n)} \right), \end{aligned} \quad (5.16)$$

for some positive constant c which depends neither on (s, t) nor on i . Note that inequality (5.16) is a direct consequence of conditions **C(1)** and **C(0)**. Finally, applying Bennett's inequality and choosing $Q_n = \left(\frac{\log n}{n} \right)^{-1/2} \left(h_G^4 + \frac{h_G^3}{r(n)} + \frac{h_G^2}{r^2(n)} \right)^{1/2}$ we have, for any positive number η ,

$$\begin{aligned} & \mathbb{P} \left(\frac{1}{n} \sum_{i=1}^n \frac{2}{r(r-1)} \sum_{1 \leq k < j \leq r} \mathcal{Z}_{ijk}(s, t) \geq \eta \left[\frac{\log n}{n} \left(h_G^4 + \frac{h_G^3}{r(n)} + \frac{h_G^2}{r^2(n)} \right) \right]^{1/2} \right) \\ &\leq \exp \left\{ - \frac{\eta^2 n^2 \left[\frac{\log n}{n} \left(h_G^4 + \frac{h_G^3}{r(n)} + \frac{h_G^2}{r^2(n)} \right) \right]}{2nc \left(h_G^4 + \frac{h_G^3}{r(n)} + \frac{h_G^2}{r^2(n)} \right) + \frac{2}{3} \eta n \left(h_G^4 + \frac{h_G^3}{r(n)} + \frac{h_G^2}{r^2(n)} \right)} \right\} \\ &= \exp \left\{ - \frac{\eta^2 \log n}{2c + \frac{2}{3} \eta} \right\} \\ &= n^{-\frac{\eta^2}{2c + \frac{2}{3} \eta}}, \quad \forall 0 \leq t \leq s \leq 1. \end{aligned} \quad (5.17)$$

Choosing η large enough we conclude summability of (5.17). This result together combined with the Borel-Cantelli lemma completes the proof of this part. In other words we conclude there exists a subset $\Omega_0 \subset \Omega$ of full probability measure such that for each $\omega \in \Omega_0$ there exists $n_0 = n_0(\omega)$ with

$$\frac{1}{n} \sum_{i=1}^n \frac{2}{r(r-1)} \sum_{1 \leq k < j \leq r} \mathcal{Z}_{ijk}(s, t) \leq \eta \left[\frac{\log n}{n} \left(h_G^4 + \frac{h_G^3}{r(n)} + \frac{h_G^2}{r^2(n)} \right) \right]^{1/2}, \quad n \geq n_0. \quad (5.18)$$

We now turn to the bias term A_5 and investigate its convergence. Observe that

$$\begin{aligned} A_5 &= \frac{1}{nh_G^2} \sum_{i=1}^n \frac{2}{r(r-1)} \sum_{1 \leq k < j \leq r} \left[W \left(\frac{T_{ij} - s}{h_G} \right) W \left(\frac{T_{ik} - t}{h_G} \right) G(T_{ij}, T_{ik}) \right] - \Lambda_{0,0}(s, t) \\ &= \frac{1}{nh_G^2} \sum_{i=1}^n \frac{2}{r(r-1)} \sum_{1 \leq k < j \leq r} W \left(\frac{T_{ij} - s}{h_G} \right) W \left(\frac{T_{ik} - t}{h_G} \right) [G(T_{ij}, T_{ik}) - G(s, t) \\ &\quad - (T_{ij} - s) G^{(1,0)}(s, t) - (T_{ik} - t) G^{(0,1)}(s, t)] \end{aligned}$$

$$= O(h_G^2), \quad \text{a.s uniformly on } 0 \leq t \leq s \leq 1. \quad (5.19)$$

The last expression is a consequence of the smoothness condition **C(3)**. Relations (5.18) and (5.19) complete the proof for term $\widetilde{S}_{0,0}$ appearing in decomposition (5.4). The proofs for the two other terms $\widetilde{S}_{1,0}$ and $\widetilde{S}_{0,1}$ are similar except for $W^\dagger(\cdot)W^\dagger(\cdot)$ appearing in (5.9) and (5.11) for each of which we may use either $W^\dagger(\cdot)\Xi_p^\dagger(\cdot)$, $p = 1, 2, 3$, instead. One may also easily modify the arguments for (5.13) and (5.14). The result for the terms $\mathcal{M}_1, \mathcal{M}_2, \mathcal{M}_3$, and \mathcal{D} can be obtain by a slight modification of the above argument assigning $Z_{ijk} = 1$ in relation (5.8). \square

proof of Theorem 2. The proof of this result follows similarly. \square

5.2. Choice of Kernel Function

In the formulation of our methods and asymptotic theory, we recommended the use of two specific kernel functions, whose form evolves with n , namely $\mathbf{W}_n(u)$ (equation (3.5)) and $\mathbb{W}_n(u)$ (equation (3.6)). These differ from a more standard choice of a smooth compactly supported kernel function whose form is fixed with respect to n . The reason for this is technical: with such a choice, there is a positive probability that the estimators in Theorem 1 and Theorem 2 may fail to exist on a set of positive Lebesgue measure, regardless of sample size. To see this, consider the mean estimator, and a standard design where the $\{T_{ij}\}$ are independent and uniform on $[0, 1]$. In such a case, the support of the mean is sampled at the nr_n independent and uniform locations, and writing $T_{(1)} = \min_{i \leq n, j \leq r_n} T_{ij}$, we have $\mathbb{P}\{T_{(1)} > h\} = (1-h)^{nr_n} > 0$, for all $n \geq 1$. On this event, the estimator is undefined on an open set near the left boundary. This is not just a boundary issue: it can also occur in the ‘‘interior’’ part of domain of the mean function, i.e. it can be shown that $\mathbb{P}\left\{\bigcup_{j=2}^{nr_n} \{T_{(j)} - T_{(j-1)} > 2h\}\right\} > 0$, where $\{T_{(j)}\}_{1 \leq j \leq nr_n}$ is the sequence of ordered statistics of $\{T_{ij}\}$. To circumvent this problem, we choose a sequence such that $W_n(u) \neq 0$ for all n and $u \in \mathbb{R}$ satisfying:

- C(4) The Fourier transforms of the kernel sequence W_n are integrable with bounded integrals, i.e. $\int |W_n^\dagger(u)| du < M < \infty$.
- C(5) Defining $\Xi_{n,p}(u) = W_n(u)u^p$, the Fourier transforms of $\Xi_{n,p}$ are integrable with bounded integrals, i.e. $\int |\Xi_{n,p}^\dagger(u)| du < M < \infty$, for $p = 1, 2, 3$.
- C(6) The kernel functions $W_n(\cdot)$ are symmetric around zero and monotone non-increasing on $[1, +\infty)$.
- C(7) The functions $\Xi_{n,p}(\cdot)$ are non-increasing on $[1, \infty)$ and the limiting objects $\Xi_{n,p}(1^+) := \lim_{u \searrow 1} \Xi_{n,p}(u)$ ($= W_n(1^+)$) tend to zero as n tends to infinity, for $p = 1, 2, 3$.

Where we are using $g^\dagger(\cdot)$ to indicate the Fourier transform $g^\dagger(\cdot) = \frac{1}{2\pi} \int e^{-iu \cdot} g(u) du$, for general function $g(\cdot)$, and \mathfrak{i} to denote the imaginary unit. Kernels satisfying (C(4))-(C(7)) will still yield Theorems 1 and 2 but with the presence of the additional terms $O(h_G^{-2}) W_n(1^+)$ and $O(h_\mu^{-1}) W_n(1^+)$ in the right hand side of (3.7) and (3.8), respectively. To remove these additional terms, one needs to ensure that they are dominated by the remaining terms, and this requires specifying the kernel more concretely. Our special choices of $\mathbf{W}_n(u)$ (equation (3.5)) or $\mathbb{W}_n(u)$ (equation (3.6)) do just that: these are kernels that satisfy C(4)–C(7) while also ensuring that the extra terms $O(h_G^{-2}) W_n(1^+)$ and $O(h_\mu^{-1}) W_n(1^+)$ are dominated by the remaining terms.

References

- [1] Bosq, D. (2000). *Linear Processes in Function Spaces: Theory and Applications*, Volume 149 of *Lecture Notes in Statistics*. New York, NY: Springer New York.
- [2] Boucheron, S., G. Lugosi, and P. Massart (2013). *Concentration Inequalities: A Nonasymptotic Theory of Independence*. OUP Oxford.
- [3] Dauxois, J., A. Pousse, and Y. Romain (1982). Asymptotic theory for the principal component analysis of a vector random function: Some applications to statistical inference. *Journal of Multivariate Analysis* 12(1), 136–154.
- [4] Delaigle, A. and P. Hall (2012). Methodology and theory for partial least squares applied to functional data. *The Annals of Statistics* 40(1), 322–352.

- [5] Ferraty, F. (2006). *Nonparametric Functional Data Analysis Theory and Practice* (1st ed. 2006. ed.). Springer Series in Statistics. New York, NY: Springer New York.
- [6] Hall, P. and J. L. Horowitz (2007). Methodology and convergence rates for functional linear regression. *The Annals of Statistics* 35(1), 70–91.
- [7] Hall, P. and M. Hosseini-Nasab (2006). On properties of functional principal components analysis. *Journal of the Royal Statistical Society: Series B (Statistical Methodology)* 68(1), 109–126.
- [8] Hall, P., H.-G. Müller, and J.-L. Wang (2006). Properties of principal component methods for functional and longitudinal data analysis. *The Annals of Statistics* 34(3), 1493–1517. Publisher: Institute of Mathematical Statistics.
- [9] Hsing, T. and R. Eubank (2015). *Theoretical Foundations of Functional Data Analysis, with an Introduction to Linear Operators*. Wiley Series in Probability and Statistics. Wiley.
- [10] Hörmann, S. and P. Kokoszka (2010). Weakly dependent functional data. *The Annals of Statistics* 38(3), 1845–1884.
- [11] Hörmann, S. and P. Kokoszka (2013). Consistency of the mean and the principal components of spatially distributed functional data. *Bernoulli* 19(5A), 1535–1558.
- [12] Li, Y. and T. Hsing (2010). Uniform convergence rates for nonparametric regression and principal component analysis in functional/longitudinal data. *Annals of Statistics* 38(6), 3321–3351.
- [13] Panaretos, V. M. and S. Tavakoli (2013a). Cramér–Karhunen–Loève representation and harmonic principal component analysis of functional time series. *Stochastic Processes and their Applications* 123(7), 2779–2807.
- [14] Panaretos, V. M. and S. Tavakoli (2013b). Fourier analysis of stationary time series in function space. *The Annals of Statistics* 41(2), 568–603.
- [15] Ramsay, J. O. and B. W. Silverman (2005). *Functional data analysis* (2nd ed ed.). Springer series in statistics. New York: Springer.
- [16] Ruppert, D. and M. P. Wand (1994). Multivariate Locally Weighted Least Squares Regression. *Annals of Statistics* 22(3), 1346–1370.
- [17] Yao, F., H.-G. Müller, and J.-L. Wang (2005). Functional Data Analysis for Sparse Longitudinal Data. *Journal of the American Statistical Association* 100(470), 577–590.