

Criterion-based Heterogeneous Collaborative Filtering for Multi-behavior Implicit Recommendation

XIAO LUO* and DAQING WU*, Peking University, China

CHONG CHEN, Peking University & Alibaba Group, China

JINWEN MA and MINGHUA DENG, Peking University, China

CHEN SHEN, JIANQIANG HUANG, and XIAN-SHENG HUA, Alibaba Group, China

With the increasing scale and diversification of interaction behaviors in E-commerce, more and more researchers pay attention to multi-behavior recommender systems that utilize interaction data of other auxiliary behaviors such as view and cart. Among various multi-behavior recommendation methods, non-sampling methods have shown superiority over negative sampling methods. However, two observations are usually ignored in existing state-of-the-art non-sampling methods based on binary regression: (1) users have different preference strengths for different items, so they cannot be measured simply by binary implicit data; (2) the dependency across multiple behaviors varies for different users and items. To tackle the above issue, we propose a novel non-sampling learning framework named Criterion-guided Heterogeneous Collaborative Filtering (CHCF). CHCF introduces both upper and lower bounds to indicate selection criteria, which will guide user preference learning. Besides, CHCF integrates criterion learning and user preference learning into a unified framework, which can be trained jointly for the interaction prediction on target behavior. We further theoretically demonstrate that the optimization of Collaborative Metric Learning can be approximately achieved by CHCF learning framework in a non-sampling form effectively. Extensive experiments on two real-world datasets show that CHCF outperforms the state-of-the-art methods in heterogeneous scenarios.

CCS Concepts: • **Information systems** → **Recommender systems**; • **Computing methodologies** → **Neural networks**.

Additional Key Words and Phrases: Collaborative filtering, neural networks, implicit feedback, multi-behavior recommendation

ACM Reference Format:

Xiao Luo, Daqing Wu, Chong Chen, Jinwen Ma, Minghua Deng, Chen Shen, Jianqiang Huang, and Xian-Sheng Hua. 2021. Criterion-based Heterogeneous Collaborative Filtering for Multi-behavior Implicit Recommendation. *J. ACM* 37, 4, Article 111 (May 2021), 25 pages. <https://doi.org/10.1145/1122445.1122456>

*Both authors contributed equally to this research. The work was done when Xiao Luo and Daqing Wu interned in Damo Academy, Alibaba Group.

Authors' addresses: Xiao Luo, xiaoluo@pku.edu.cn; Daqing Wu, wudq@pku.edu.cn, Peking University, Beijing, China, 100871; Chong Chen, Peking University & Alibaba Group, Beijing, China, cheung.cc@alibaba-inc.com; Jinwen Ma, jwma@math.pku.edu.cn; Minghua Deng, dengmh@pku.edu.cn, Peking University, Beijing, China, 100871; Chen Shen, zjushenchen@gmail.com; Jianqiang Huang, jianqiang.jqh@gmail.com; Xian-Sheng Hua, huaxiansheng@gmail.com, Alibaba Group, Hangzhou, China, 310000.

Permission to make digital or hard copies of all or part of this work for personal or classroom use is granted without fee provided that copies are not made or distributed for profit or commercial advantage and that copies bear this notice and the full citation on the first page. Copyrights for components of this work owned by others than ACM must be honored. Abstracting with credit is permitted. To copy otherwise, to republish, to post on servers or to redistribute to lists, requires prior specific permission and/or a fee. Request permissions from permissions@acm.org.

© 2021 Association for Computing Machinery.

0004-5411/2021/5-ART111 \$15.00

<https://doi.org/10.1145/1122445.1122456>

1 INTRODUCTION

Recommender systems (RS) have been widely utilized in online information systems recently [7, 33, 45, 49, 59, 66, 69, 70]. The core of RS is to model user-item interaction while capturing the user preference and the underlying intrinsic characteristics [17, 37]. Collaborative filtering (CF) [22] is the most popular paradigm for building a recommender system, which assumes that behaviorally similar users would exhibit similar preferences on items. To accomplish this assumption, CF learns parameterized user and item representation and estimates user preferences from the historical interaction data. To all appearances, there are two core components to learn CF model, i.e., the base component is user and item embedding, and another is interaction modeling which reconstructs historical interactions based on the user and item embeddings. Among the extensive CF methods, matrix factorization (MF) [22, 29] is popular and widely used in many applications [38]. MF maps users and items into a shared latent embedding space, so that user-item interaction can be modeled by their latent factors' dot product. Early works on MF algorithms mainly focused on explicit feedback, where users' ratings directly reflect their preference on corresponding items [28]. However, explicit ratings are difficult to obtain in some cases. In most cases, our data contains implicit feedback, e.g., users' purchase history and viewing records. Owing to the rapid development of deep learning in computer vision and natural language processing [32, 36], there are also some attempts based on neural networks (NN) in the field of recommender systems [9, 13, 17, 19, 21, 61, 65]. These NN-based methods learn low-dimensional user and item embedding vectors and then predict interaction based on the embedding vectors based on various network architectures. To learn user preference from implicit data, He et al. [19] proposed generalized matrix factorization (GMF) which applies representation learning into collaborative filtering. GMF replaces the inner product with an embedding layer and a fully connected prediction layer to estimate user-item interactions. Inspired by the potential of attention mechanism in correlation learning, attentive collaborative filtering (ACF) [8] is proposed to model the user-item interactions with additional scores of inference items and the observed items by the user. To capture the high-order collaborative signals, some graph neural network (GCN) based methods have been proposed leverage the potential semantics, such as Neural Graph Collaborative Filtering (NGCF) [54], Disentangled Graph Collaborative Filtering (DGCF) [55], LightGCN [17] and etc.

Despite the prevalence of the above CF models, they focus on user preference representation learning with the consideration of singular type of user-item interaction. In real-world scenarios, user-item interactions are multiplex and revealed with relationship diversity in nature [56, 68]. For example, in E-commerce platforms, users have multiple types of behavior including page view, add-to-cart, add-to-favorite, purchase, etc. Due to the idiosyncrasies of individual users, the dependencies across multiple behaviors are various. For instance, some users prefer add-to-cart before purchase, which indicates that add-to-cart behavior is likely to co-occur with purchase behavior. But, some users are more likely to purchase items from the add-to-favorite item lists. These anfractuous dependencies across multiple behaviors increase the difficulty of distilling the effective collaborative signals from multi-behavior interactions. The early solutions to the above multi-behavior recommendation are based on collective matrix factorization [31, 46, 50, 67]. These methods extend MF to jointly factorize multiple matrices. For example, collective matrix factorization model (CMF) [50] simultaneously factorizes multiple user-item interactions with sharing item-side embeddings across matrices and then extends to leveraging multiple user behaviors [67]. To cope with the dilemma in modeling the dependencies across multiple behaviors, a handful of studies consider the prior behavior correlations between multi-type interactions. For example, in [14], Gao et al. contributed a solution named NMTR which assumes that the behavior types have a total order and sort them from the lowest level to the highest level. Similarly, efficient heterogeneous
































	 View List	 Cart List	 Purchase List
 Rachel	  	  	  
 Susan	  	 	 
 Evan	  	  	  

Fig. 1. The strength of multiple types of behavior is not consistent for different users and items because of user- and item-specific selection criteria. For example, Rachel tends to buy items that occur in her cart list than Susan, which may result from different consumption views. Bananas are more likely to be purchased after being viewed than diamonds. The underlying reason is that diamonds belong to luxury goods.

collaborative filtering (EHCF) [6] correlates the prediction of multiple behaviors in a transfer way. As we implied before, the dependencies across multiple behaviors are various from users or items. The above methods do not take the behavior dependencies into consideration or merely account for it in a simple assumption which is independent of the users/items. Recently, Jin et al. [25] tackled this problem by constructing a unified graph and model the dependencies across multiple behaviors by parameterized user-specific behavior importance weight. It happens that there is a similar case; Xia et al. [57] proposed to use attention mechanism to model the user-specific behavior dependency. Recently, graph heterogeneous collaborative filtering (GHCF) [3] jointly embeds both representations of nodes (users and items) and relations for multi-relational prediction and trains the model with the efficient non-sampling optimization, achieving state-of-the-art performance. In summary, the methods with non-sampling learning strategy [3, 6, 56] generally perform better than sampling-based methods for the multi-behavior recommendation task.

Although the existing heterogeneous collaborative filtering methods achieve satisfactory results, they still face two key challenges:

- Different preference strengths cannot be measured by implicit data. Specifically, an observed interaction record (labeled as 1) indicates an interaction between the user and the item, but it does not mean the user actually likes it. Similarly, an unobserved interaction record (labeled as 0) does not necessarily mean the user does not like the item; it can be that the user is not aware of this item. Therefore, recent non-sampling strategies [3, 6] regress each observed/unobserved interaction score to 1/0 under each behavior, which neglects the rating caused by implicit feedback and further hurts user preference learning.
- The dependencies across multiple types of behavior are various for different users and items, which results from that users' selection criteria for different behaviors are various due to user idiosyncrasy (e.g., consumption ability) and item properties (e.g., prices). In other words, if two behaviors' selection criteria are similar (dissimilar) for a user-item pair, they have a close (distant) relation. For example, in Figure 1, Rachel is more likely to buy items that occur in her cart list than Susan. Thus carting implies a stronger collaborative signal for Rachel rather

than Susan. Furthermore, it requires more considerable thoughts to purchase luxuries (e.g., diamonds) than daily necessities (e.g., bananas), even if the user may often visit luxury stores. Thus the view behaviors indicate a stronger collaborative signal for daily necessities than luxuries. However, most of the recommendation models fail to capture this heterogeneity comprehensively. For example, MRMN [69] adopts the collaborative metric learning (CML) [21] framework, which involves a triple loss paradigm that relies on a fixed margin for the different users under each behavior, limiting the expressiveness of the model seriously.

Motivated by these challenges, we propose a general and efficient heterogeneous learning framework, named Criterion-guided Heterogeneous Collaborative Filtering (abbreviated as CHCF) for collaborative filtering model learning (e.g., MF [22], GMF [19] and LightGCN [17]) for multi-behavior scenarios. To cope with the heterogeneous implicit interaction, we first introduce upper and lower bounds for different users and items to indicate different selection criteria, featured by the low-rank user heterogeneity matrix and item heterogeneity matrix. Moreover, we integrate the criterion learning and user preference learning into a unified framework CHCF, which can be trained jointly for target interaction prediction. Importantly, we theoretically demonstrate that the loss of CHCF is an upper bound of Collaborative Metric Learning [21] (CML) loss but in an unbiased non-sampling strategy, indicating that the optimization of Collaborative Metric Learning can be approximately achieved by the CHCF learning framework in a non-sampling form effectively. To evaluate the performance of our CHCF learning framework, we apply our CHCF to optimize three popular CF models (i.e., MF, GMF, LightGCN) with extensive experiments. The results show that our CHCF framework consistently and significantly outperforms the state-of-the-art methods on multi-behavior recommendation task. Furthermore, we offer the training efficiency and empirical convergence of our framework, making it more practical and generalized in real-world heterogeneous scenarios. To summarize, the contributions of this work are as follows:

- We propose CHCF, a non-sampling recommendation learning framework that models heterogeneous selection criteria and learns user preference simultaneously. We first introduce multiple user- and item-specific bounds to feature different criteria for implicit heterogeneous data. Then we integrate the criterion learning and user preference learning into a unified framework, which makes full use of heterogeneous collaborative signals for user preference learning.
- We provide a theoretical analysis to demonstrate that our efficient CHCF framework can optimize CML's upper bound in an unbiased non-sampling strategy, implying that the optimization of CML can be approximately achieved by CHCF learning framework in a non-sampling form effectively.
- To demonstrate the effectiveness of CHCF, we implement three variants of CHCF using different CF models as the interaction function. Extensive experiments on two real-world datasets show that our framework outperforms the state-of-the-art models in multi-behavior scenarios. Furthermore, we study the training efficiency and empirical convergence of CHCF, making it more practical and generalized in extensive heterogeneous scenarios. Lastly, We perform case studies with qualitative examples to better understand the interpretation ability of the CHCF framework.

The rest of this paper is organized as follows. In the next section, we review related work. Then, we provide some preliminaries of our methods and elaborate our proposed CHCF learning methods in Section 3. In Section 4, we report experimental results and corresponding analysis. Finally, we conclude the article and highlight some future directions in Section 5.

2 RELATED WORK

2.1 Collaborative Filtering with Implicit Data

First, we review collaborative filtering methods in single-behavior scenarios. Note that most users may not tend to rate items. Therefore, it is often difficult to collect explicit feedback in real data. Consequently, the quantity of implicit data, such as user behaviors of viewing, bookmarking, and purchasing items, far outweighs the quantity of explicit feedback data, such as a rating or a like. As a result, it is significant to develop efficient recommendation models that can work well with implicit feedback data [44]. Early works such as ALS model [22] and SVD++ [28] factorize the binary interaction matrix and assume that users dislike unobserved items (i.e. assign 0 to unobserved items in the binary interaction matrix). Recent works mostly treat the data as positive-only data by assuming that users prefer the observed items to the unobserved items [16, 19, 48].

Since deep neural networks (DNN) perform well on representation learning, deep learning methods have been widely explored and have shown promising results in various areas such as computer vision [32]. Note that in vanilla matrix factorization, the mapping between the original representation space and the latent space is assumed to be linear, which can not always be guaranteed. To better learn the complex mapping between these two spaces, Deep Matrix Factorization [62] utilizes a two pathway neural network architecture to replace the linear embedding operation used in vanilla matrix factorization. NeuMF [19] replaces the inner product with a neural architecture that can learn an arbitrary function from data, containing the fusion of Generalized Matrix Factorization (GMF) and Multi-Layer Perceptron (MLP). DeepCF [9] combines the strengths of representation learning-based CF and matching function learning-based CF to improve the performance. ConvNCF [18] uses the outer product instead of the dot product to model user/item interaction patterns, and then CNNs are applied over the result of the outer product, which could help capture the high-order correlations among embedding dimensions. ACF [8] proposes to model the user-item interactions with additional scores of inference items and the observed items by the user through attention mechanism. NBPO [63] takes the noisy label probabilities into consideration and maximizes the observation likelihood while connecting users' preference and observed labels by the likelihood of label flipping. With the development of graph learning methods [27, 53], some graph neural network (GCN) based methods have been proposed leverage the potential semantics in order to capture the high-order collaborative signals, such as Neural Graph Collaborative Filtering [54], Disentangled Graph Collaborative Filtering [55], Dual Channel Hypergraph Collaborative Filtering [24], LightGCN [17] and etc.

Although existing collaborative filtering models have achieved great success in single-behavior scenarios, these CF models typically rely on the negative sampling strategy for efficient training for model learning. Actually, our CHCF framework can optimize the above user preference CF models and applies them in heterogeneous scenarios.

2.2 Multi-behavior Recommendation

The multi-behavior-based recommendation aims to leverage other types of behavior data to improve the recommendation performance on the target behavior [39, 50]. The well-known early model Collective Matrix Factorization [50] simultaneously factorizes multiple types of user-item interaction with sharing item-side embeddings across matrices and then extends to leveraging multiple user behaviors in recommender systems [67]. Tang et al. [51] proposed to share user embedding matrices among multiple matrix factorization tasks for each type of behavior. RIB [68] incorporated the sequence of micro behaviors and their corresponding effects into a coherent model by LSTM. Other early works include eALS [10, 11] which exploits auxiliary interactions with an improved negative sampler. Neural Multi-Task Recommendation (NMTR) [14, 15] accounts for the

cascading relationship among different types of behavior and performs a joint optimization based on the multi-task learning framework, where the optimization on each behavior is treated as a task. Efficient Heterogeneous Collaborative Filtering (EHCF) [6] models fine-grained user-item relations and efficiently learns model parameters from the whole heterogeneous data to further improve the performance. These methods mostly regard auxiliary user-item interactions as weaker signals of user preference learning. Recent works usually tackle this task without any prior knowledge of user preference strengths. Multi-Behavior Graph Convolutional Network (MBGCN) [25] built upon a message-passing architecture and designed item-to-item embedding propagation to model item-to-item similarity. Memory-Augmented Transformer Networks (MATN) [57] developed a multi-behavior dependency encoder with a transformer architecture and augmented the multi-behavior transformer network with a memory attention mechanism to model behavioral context and behavior inter-dependencies. Graph Heterogeneous Collaborative Filtering (GHCF) [3] jointly embeds both representations of nodes (users and items) and relations for multi-relational prediction and trains the model from the whole heterogeneous data, achieving state-of-the-art performance.

As pointed out in the introduction, the existing models do not well consider the key challenges, which are addressed by our neural network-based learning framework CHCF. Actually, our CHCF is a generalized learning framework for the multi-behavior recommendation, which can optimize any collaborative filtering models.

2.3 Model Learning in Recommendation

As we know, the data matrices are highly sparse in many real-world applications. Two strategies have been widely utilized in recent studies to optimize the recommender system models as follows: (1) negative sampling strategy [15, 48, 57] and (2) non-sampling strategy [3–6, 58].

Negative sampling strategy samples negative instances from the missing data. As a widely-used learning framework, BPR [48] randomly samples negative instances from missing entries, maximizing the margin between the model prediction of observed entries and that of sampled negatives. In this way, the number of negative instances is greatly reduced, making the overall time complexity controllable. However, the sampling-based methods usually converge slower and the design of the sampler is of great concern for the performance. Non-sampling strategy treats all the missing data as negative. For instance, WMF [22] treats all missing entries as negative instances with a label of 0, but assigns them a low weight in point-wise regression learning. Traditional non-sampling learning methods mostly based on Alternating Least Squares (ALS) [20, 22]. Besides, some researchers learn from all training samples with fast Batch Gradient Descent (BGD) [60, 64]. However, these methods cannot be applied to neural networks-based methods. Recently, ENMF [5] develops fast optimization methods to accumulate learning for neural recommendation models, which shows superiority in many scenarios [3, 6]. However, there have not been specific efficient learning frameworks for heterogeneous scenarios.

In this work, we come up with a novel generalized learning framework for the multi-behavior recommendation, which learning the selection criteria and user preference automatically. To the best of our knowledge, our work is the first study to learning CF models with the help of selection criterion learning in heterogeneous scenarios. Moreover, our framework can be applied to optimize arbitrary user preference CF models effectively.

3 METHOD

In this section, we first formally define the heterogeneous collaborative filtering problem. Second, we revise the existing non-sampling training strategies. Third, we elaborate on our CHCF to learn a specific CF model. Lastly, we provide some theoretical analysis of our proposed framework.

3.1 Problem Formulation

Table 1. Summary of symbols and notation.

Symbol	Description
U	set of users
V	set of items
d	embedding size
K	number of behaviors
$\mathbf{R}^{(k)}$	user-item interaction matrices for the k -th behavior
$\hat{\mathbf{R}}^{(k)}$	user-item interaction likelihood matrices for the k -th behavior
$V_u^{(k)+} (V_u^{(k)-})$	the set of observed (unobserved) items for user u on the k -th behavior
$S_{uv}^{(k)}$	the upper bound for user u and item v on the k -th behavior
$T_{uv}^{(k)}$	the lower bound for user u and item v on the k -th behavior
\mathbf{H}	user heterogeneity matrix
\mathbf{G}	item heterogeneity matrix
Θ_{CF}	set of neural parameters for collaborative filtering model
Θ_{HCL}	set of neural parameters for heterogeneous criterion learning model

Suppose the dataset contains $|U|$ users and $|V|$ items; the index u and v respectively denote a user and an item. $\{\mathbf{R}^{(1)}, \mathbf{R}^{(2)}, \dots, \mathbf{R}^{(K)}\}$ denotes the user-item interaction matrices for all K types of behavior, in which $\mathbf{R}^{(k)}$ with each entry having value 1 or 0 is determined according to users' implicit feedback of the k -th behavior:

$$R_{uv}^{(k)} = \begin{cases} 1, & \text{if user } u \text{ has observed interaction with item } v \\ 0, & \text{otherwise.} \end{cases} \quad (1)$$

In our problem, without loss of generality, the K -th behavior is regarded as the target behavior to be optimized in multi-behavior scenarios. The task of heterogeneous collaborative filtering aims to predict whether the user u will interact with the item v on the target behavior. The items are ranked in descending order of interaction score, which provides the top- N item recommendation list for each user.

3.2 Preliminary: Non-Sampling Training Strategy

Most of the multi-behavior recommendations [3, 5, 6] usually involve in two parts. The first part is the collaborative filtering model producing the likelihood for each type of behavior. The second part is the learning framework to optimize the collaborative filtering model. Specifically, after estimating the likelihood that u will perform the k -th behavior on v with $\hat{R}_{uv}^{(k)}$, recent state-of-the-art models generally utilize a non-sampling strategy by adopting a uniform weighted regression with squared loss [22], and the loss of the k -th behavior for collaborative filtering (CF) learning is formulated as

$$\mathcal{L}_{CF}^{(k)}(\Theta_{CF}) = \sum_{u \in U} \left(\sum_{v \in V_u^{(k)+}} \left(1 - \hat{R}_{uv}^{(k)} \right)^2 + w \sum_{v' \in V_u^{(k)-}} \hat{R}_{uv'}^{(k)^2} \right) \quad (2)$$

in which Θ_{CF} represents the parameters of the CF model, $V_u^{(k)+} (V_u^{(k)-})$ is the set of positive (negative) items for user u on the k -th behavior, w denotes the weight of negative entry.

However, for E-commerce implicit data, $R_{uv}^{(k)} = 1$ indicates that there exists a k -th interaction between user u and item v , but it does not mean u actually likes v . Similarly, $R_{uv}^{(k)} = 0$ does not

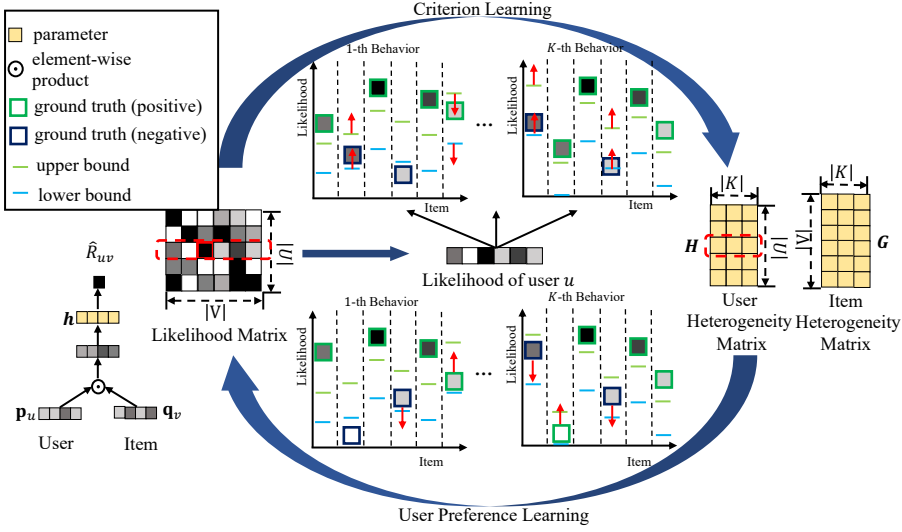


Fig. 2. The Architecture of GMF-CHCF. The left shows the collaborative filtering model GMF while the right shows the CHCF learning framework. The small red arrows represent the learning process. Given user u and item, GMF outputs the likelihood \hat{R}_{uv} on the left. The upper bound $S_{uv}^{(k)}$ and lower bound $T_{uv'}^{(k)}$ for the k -th behavior are obtained by user heterogeneity matrix H and item heterogeneity matrix G on the right. The loss function punishes the situation when the likelihood is less than upper bound $S_{uv}^{(k)}$ for the positive interactions (i.e., $\hat{R}_{uv} < S_{uv}^{(k)}$) and the likelihood is larger than lower bound $T_{uv'}^{(k)}$ for the negative interactions (i.e., $\hat{R}_{uv'} > T_{uv'}^{(k)}$). We minimize the loss by jointly updating the parameters of GMF as well as H and G .

necessarily mean u does not like v , it can be that the user is not aware of v . In other words, $R_{uv}^{(k)} = R_{uv'}^{(k)} = 1/0$ may imply different preference strength for items v and v' . As a result, the above non-sampling learning strategy which learns parameters to regress the likelihood of each item to $1/0$ is hard to distinguish true/false preferential items under k -th behavior from the implicit data. What's more, for different types of positive (negative) interactions $R_{uv}^{(k)}$ and $R_{uv'}^{(k')}$, it regresses their likelihood to the same value $1(0)$. In this way, it also doesn't explore the heterogeneous information for different users and items, which greatly restricts the performance of multi-behavior recommendation.

3.3 Modeling Heterogeneous Selection Criteria

To improve the non-sampling training strategy, we need to regress each positive entry to a specific target value. Nevertheless, from the perspective of ranking, if a positive interaction gets a higher likelihood than the target value, it still suffers the regression loss, which is unreasonable. To design a more reasonable solution, hinge loss shall be considered to punish the wrong decision domains. The critical point of the hinge loss is called the decision bound, and 1 (positive) and 0 (negative) are the trivial bound in Equation 2. Moreover, we propose user- and item-specific decision bound, modeling the selection criteria for multiple types of behavior, which can reflect dependencies across behaviors. In other words, behavior dependencies are correlated with users' and items' specialty. For example, for each user u , if the relation of two types of behavior is close, one behavior's decision bound is similar to the other's. In reverse, for each user u , two similar obtained decision bounds mean that there are two similar behavior records, which further implies that the relation of two types of behavior is close.

As such, we integrate user-and item-specific behavior dependency into bound learning and propose a novel criterion loss. As shown in Figure 2, in our framework we share the likelihood for all the behaviors. To show how CHCF works, we optimize a specific preference learning model Generalized Matrix Factorization (GMF) [19] with CHCF (denoted as GMF-CHCF). Firstly, users and items are converted to dense vector representations through embeddings. Then for each user-item pair (u, v) , GMF fuses user and item embeddings through

$$\phi(p_u, q_v) = p_u \odot q_v \quad (3)$$

where $p_u \in \mathbb{R}^d$ and $q_v \in \mathbb{R}^d$ are latent embedding of user u and item v , d is the embedding size, and \odot represents the element-wise product of vectors. Lastly, GMF predicts users' preference through projecting the vector to the predict layer.

$$\hat{R}_{uv} = h^T(p_u \odot q_v) = \sum_{i=1}^d h_i p_{u,i} q_{v,i} \quad (4)$$

where $h \in \mathbb{R}^d$ denotes the predict layer.

After getting the user-item likelihood through GMF, the heterogeneity-based criterion loss (HCL) of the k -th behavior is

$$\mathcal{L}_{HCL}^{(k)}(\Theta_{HCL}^{(k)}) = \sum_{u \in U} \left(\sum_{v \in V_u^{(k)+}} g(S_{uv}^{(k)} - \hat{R}_{uv})_+ \right) + w \sum_{v' \in V_u^{(k)-}} g(\hat{R}_{uv'} - T_{uv'}^{(k)})_+ \quad (5)$$

where $\Theta_{HCL}^{(k)} = \{S_{uv}^{(k)}, T_{uv}^{(k)}\}_{u \in U, v \in V}$, $(\cdot)_+$ denotes $\max(\cdot, 0)$. Here we use upper bound $S_{uv}^{(k)}$ and lower bound $T_{uv}^{(k)}$ as decision bound instead of 1 and 0 in Equation 2 to model heterogeneous selection criteria. The Equation 5 aims to punish the situation when the likelihood is less than upper bound $S_{uv}^{(k)}$ for the positive interactions (i.e., $\hat{R}_{uv} < S_{uv}^{(k)}$) and the likelihood is larger than lower bound $T_{uv'}^{(k)}$ for the negative interactions (i.e., $\hat{R}_{uv'} > T_{uv'}^{(k)}$). From the statistical view, for each user u , $[S_{uv}^{(k)}, +\infty)$ and $(-\infty, T_{uv'}^{(k)}]$ respectively denote the user-adaptive confidence interval of positive interaction (u, v) and negative interaction (u, v') for the k -th behavior. Here $g(\cdot)$ is an arbitrary non-negative monotonous function (e.g., $g(x) = x$ or x^2) for decorating the distance between the scores and bounds, which will be analyzed next.

Note that $S^{(k)} \in \mathbb{R}^{|U| \times |V|}$ is the upper bound matrix and $T^{(k)} \in \mathbb{R}^{|U| \times |V|}$ is the lower bound matrix of the k -th behavior. For the user u , its selection criterion for the item v depends on user idiosyncrasy and item properties. To model this essence and reduce bound parameters ($|U| \times |V| \times K \times 2$), we introduce user heterogeneity matrix $H \in \mathbb{R}^{|U| \times K}$ and item heterogeneity matrix $G \in \mathbb{R}^{|V| \times K}$ to approximate bound matrices:

$$S_{uv}^{(k)} = H_{uk} G_{vk}, \quad T_{uv}^{(k)} = \alpha S_{uv}^{(k)} \quad (6)$$

in which $0 \leq \alpha \leq 1$ is a hyper-parameter to control the ratio of two bounds. Note that the user heterogeneity matrix H corresponds to user idiosyncrasy and the item heterogeneity matrix G corresponds to item properties as discussed in the introduction. Now, we revise the Equation 5 into the following formulation:

$$\mathcal{L}_{HCL}^{(k)}(\Theta_{HCL}^{(k)}) = \sum_{u \in U} \left(\sum_{v \in V_u^{(k)+}} g(H_{uk} G_{vk} - \hat{R}_{uv})_+ \right) + w \sum_{v' \in V_u^{(k)-}} g(\hat{R}_{uv'} - \alpha H_{uk} G_{v'k})_+ \quad (7)$$

where $\Theta_{HCL}^{(k)} = \{H_{uk}, G_{vk}\}_{u \in U, v \in V}$. Besides simplifying the model, assuming that each upper bound is proportional to the lower bound is also helpful to optimization the loss. Typically, the negative interactions tend to decrease the lower bounds while the positive interactions tend to increase the

upper bounds. Our design can balance these tendencies during optimization to learn the appropriate user heterogeneity matrix and the item heterogeneity matrix.

3.4 Criterion-guided Heterogeneous Collaborative Filtering

Similarly, when the bound matrices are fixed, $\mathcal{L}_{HCL}^{(k)}$ can be used to guide heterogeneous collaborative filtering model learning (HCF) for user preference learning. In formulation,

$$\mathcal{L}_{HCF}^{(k)}(\Theta_{CF}) = \sum_{u \in U} \left(\sum_{v \in V_u^{(k)+}} g\left((H_{uk}G_{vk} - \hat{R}_{uv}(\Theta_{CF}))_+\right) + w \sum_{v' \in V_u^{(k)-}} g\left((\hat{R}_{uv'}(\Theta_{CF}) - \alpha H_{uk}G_{v'k})_+\right) \right) \quad (8)$$

where Θ_{CF} is the parameters of optimized CF model (i.e., GMF). Lastly, we integrate the criterion learning and user preference learning into a unified framework. In formulation,

$$\mathcal{L}_{CHCF}^{(k)}(\Theta_{CF}, \Theta_{HCL}^{(k)}) = \sum_{u \in U} \left(\sum_{v \in V_u^{(k)+}} g\left((H_{uk}G_{vk} - \hat{R}_{uv})_+\right) + w \sum_{v' \in V_u^{(k)-}} g\left((\hat{R}_{uv'} - \alpha H_{uk}G_{v'k})_+\right) \right) \quad (9)$$

The difference between Equation 9 and Equation 7 is that Θ_{CF} is flexible.

Following the paradigm of Multi-Task Learning (MTL) [1] that performs joint training on the models of different but correlated tasks, the final objective function of CHCF framework is formulated as

$$\min_{\Theta_{HCF}, \Theta_{HCL}} \mathcal{L}_{CHCF}(\Theta_{CF}, \Theta_{HCL}) = \sum_{k=1}^K \lambda_k \mathcal{L}_{CHCF}^{(k)}(\Theta_{CF}, \Theta_{HCL}) \quad (10)$$

where $\Theta_{HCL} = \{H, G\}$. Here the term λ_k aims to control the influence of the k -th type of behavior on the joint training, since the importance of each behavior type may vary for the problems of different domains and scales. We directly optimize Θ_{CF} and Θ_{HCL} jointly. Note that joint optimization in related problems have been validated for convergence in the similar problems empirically [34, 40, 41]. We also attempt the alternating minimization for Θ_{CF} and Θ_{HCL} but find worse convergence results for the lack of stability. Furthermore, we normalize all user embeddings and item embeddings to be constrained within the Euclidean ball, mitigating the issue of 'curse of dimensionality' [34, 47, 52].

We additionally enforce that $\sum_{k=1}^K \lambda_k = 1$ for convenience. Here the final target prediction score is calculated by $\hat{R}_{uv}/(H_{uk}G_{vk})$ in our CHCF framework. The whole learning procedure is summarized in Algorithm 1.

3.5 Theoretical Analysis on CHCF

In this section, we theoretically demonstrate that CHCF is closely related to CML [21]. Here we consider the single behavior situation. We first review the framework of CML, whose loss with adaptive margin [34] is formulated as:

$$\mathcal{L}_{CML} = \sum_{u \in U} \sum_{v \in V_u^+} \sum_{v' \in V_u^-} g\left(\left(d(u, v)^2 - d(u, v')^2 + m_u\right)_+\right) \quad (11)$$

Obviously, $1 - \hat{R}_{uv}$ is a reasonable description of distance metric $d(u, v)^2$. We first define a decorated function class.

DEFINITION 1. $g(x)$ is called a low-order decorated function if $g(x)$ satisfies

- $g(0) = 0$
- $g(x)$ is monotonically increasing.
- There exists a constant M , s.t. $\sup_{x>0} g(2x) < Mg(x)$

Algorithm 1 CHCF's Learning Algorithm

Input: Users U and items V ;
 Interaction data $\{R^{(1)}, R^{(2)}, \dots, R^{(K)}\}$;
 Bound ratio α ;
 Weight of negative entry w ;

Output: Parameters Θ_{CF} and $\Theta_{HCL} = \{H, G\}$;
 Recommendation list for each user $u \in U$.

- 1: Initialize parameters Θ_{CF} and Θ_{HCL} ;
- 2: **repeat**
- 3: Sample B users from U to construct a mini-batch.
- 4: Calculate the likelihood matrix ($B \times |V|$) by forward-propagating through given collaborative filtering model.
- 5: Update parameters Θ_{CF} and Θ_{HCL} by the Equation 10
- 6: **until** convergence
- 7: **for** user $u \in U$ **do**
- 8: **for** item $v \in V \setminus V_u^{(K)}$ **do**
- 9: Calculate the likelihood \hat{R}_{uv} by forward-propagating through the trained collaborative filtering model.
- 10: Calculate the prediction score $\hat{R}_{uv}/(H_{uK}G_{vK})$.
- 11: **end for**
- 12: Rank the prediction scores in a descending order.
- 13: **end for**

Note that polynomials with $g(0) = 0$ ($g(x) = x, x^2, x^3, \dots$), $g(x) = \log(x+1)$ both belong to this category while $g(x) = e^x - 1$ breaks the last condition. Moreover, this class is closed under addition and multiplication. Then we have the following theorem.

THEOREM 1. *If $g(x)$ is a low-order decorated function, CHCF is an upper bound of CML with whole-data strategies multiplied by a constant C . In formation,*

$$\mathcal{L}_{CML} \leq C \cdot \mathcal{L}_{CHCF} \quad (12)$$

PROOF. If we consider $m_u = S_{uv} - T_{uv}$, the Equation 11 is revised as

$$\mathcal{L}_{CML} = \sum_{u \in U} \sum_{v \in V_u^+} \sum_{v' \in V_u^-} g\left((S_{uv} - \hat{R}_{uv} + \hat{R}_{uv'} - T_{uv'})_+\right) \quad (13)$$

Without loss of generality, we assume $a \leq b$, then

$$g((a+b)_+) \leq g(2b_+) \leq Mg(b_+) \leq M(g(a_+) + g(b_+))$$

Therefore, if we set $w = |V_u^+|/|V_u^-|$, the following

$$\begin{aligned} \mathcal{L}_{CML} &\leq M \sum_{u \in U} \sum_{v \in V_u^+} \sum_{v' \in V_u^-} g\left((S_{uv} - \hat{R}_{uv})_+\right) + g\left((\hat{R}_{uv'} - T_{uv'})_+\right) \\ &\leq M|V_u^-| \sum_{u \in U} \left(\sum_{v \in V_u^{(k)+}} g\left((S_{uv} - \hat{R}_{uv})_+\right) + \frac{|V_u^+|}{|V_u^-|} \sum_{v' \in V_u^{(k)-}} g\left((\hat{R}_{uv'} - T_{uv'})_+\right) \right) \\ &= C \mathcal{L}_{CHCF} \end{aligned} \quad (14)$$

holds. □

From Theorem 1, when taking all triplets into consideration, the upper bound of the CML loss is proportional to the CHCF loss. As a result, the minimization of CML can be approximately achieved by the optimization of CHCF [63].

Efficiency of CHCF. We take $g(x) = x$ as an example and other decorated functions lead to similar results. In Equation 9, updating all the users for each behavior takes $O(|U||V|(d+1))$ time. For CML loss, it takes $O(2 \sum_u |V_u^+||V_u^-|d)$ time. Since $2|V_u^+||V_u^-| \gg |V|$, the computational complexity of our model is reduced by several magnitudes. Actually, in practice, CML always accompanies by biased negative sampling strategies, making it difficult to converge to the optimal ranking performance regardless of how many update steps have been taken [60]. Besides, CHCF shares the same preference scores for different behaviors, which results that updating the whole model through MTL for all the K types of behavior takes $O(2 \sum_u |V_u^+||V_u^-|(d+K))$ time. This shows the superiority over most methods (e.g., EHCF, NMTR), whose computational complexity is proportional to the number of behaviors K . Above all, CHCF optimizes the model with an efficient whole-data strategy.

Choices of $g(x)$. We suggest to use a strictly convex decorated function, which has a monotonically increasing gradient. In formulation,

$$x_1 > x_2 \geq 0 \Rightarrow g'(x_1) > g'(x_2) \quad (15)$$

This implies that if the interaction score breaks the criterion seriously (i.e., $S_{uv} \gg \hat{R}_{uv}$ or $\hat{R}_{uv'} \gg T_{uv'}$ in Equation 5), we give this term a larger gradient. In this way, CHCF gives more emphasis to 'bad' interactions, which helps the optimization process and further increases the performance. Similar results can be obtained by CML. Here we use $g(x) = x^2$ as default for fair comparison with regression loss in [3, 6].

3.6 Implementation

To optimize the objective function, we use mini-batch Adagrad [12] as the optimizer. Note that in the methods, we first choose GMF-CHCF as an example to illustrate our CHCF learning framework. Actually, our framework can optimize arbitrary user preference CF models. We also optimize two extra models Matrix Factorization and LightGCN in the experiments. MF is the simplest but effective CF model, which predicts user preference by the dot product of latent embeddings, i.e., $\hat{R}_{uv} = p_u \odot q_v$. MF-CHCF can show the ability of CHCF for optimizing simple models. LightGCN is a neural model which achieves state-of-the-arts by GCN. LightGCN-CHCF can show the performance and empirical convergence of CHCF for optimizing complex models. In practice, we can select different CF models learned by our CHCF framework, and choose the best based on validation.

4 EXPERIMENTS

In this section, we perform experiments on different datasets to demonstrate the effectiveness of our CHCF framework. We aim to answer the following research questions:

- RQ1: Compared to state-of-the-art models, does our model achieve better performance in recommendation applications?
- RQ2: How is the scalability of the CHCF framework?
- RQ3: How is the effectiveness of our proposed techniques (hinge loss design, user heterogeneity and item heterogeneity modeling) as well as different types of auxiliary behaviors?
- RQ4: How can our model help to alleviate the sparse data problem, i.e., users with few records of the target behavior?
- RQ5: How do the model hyper-parameters (bound ratio α , negative entry weight w and loss coefficient of behavior λ_k) affect the final performance of CHCF?
- RQ6: What behavior-relation patterns does our model capture after training?

4.1 Experimental Settings

Table 2. Statistical details of the evaluation datasets.

Dataset	#User	#Item	#View	#Cart	#Buy
<i>Beibei</i>	21,716	7,977	2,412,586	642,622	304,576
<i>Taobao</i>	48,749	39,493	1,548,126	193,747	259,747

4.1.1 Datasets. We conduct extensive experiments on two real-world datasets which contain multiple types of behaviors including view, adding to carts, purchases, etc.

- **BeiBei** [14]. This is the dataset obtained from Beibei, the largest infant product e-commerce platform in China. There are 21716 users and 7977 items with three types of behaviors, including purchase, cart and view collected in this dataset.
- **Taobao** [71]. This is the dataset obtained from Taobao, the largest e-commerce platform in China. There are 48749 users and 39493 items with three types of behaviors, including purchase, cart, and view collected in this dataset.

Following [3, 6, 14, 25], we merge the duplicated user-item interaction and further filter out users and items with less than five purchase interactions. Finally, the last purchase records of users are set as test data and the second last records are set for validation and the remaining records make up the training set. Note that in the experiments the datasets are exactly the same as those in [3, 6]¹ for fair comparison. We summarize the statistical details of two datasets in Table 2.

4.1.2 Baselines. To demonstrate the effectiveness of our proposed model, we compare it with several state-of-the-art methods. The baselines are classified into two categories: one-behavior models that only utilize target behavior records, and multi-behavior models that take all kinds of behaviors into consideration. For the parameters of baseline models, we refer to their original papers and follow their tuning strategies.

One-behavior Models include:

- **BPR** [48], it optimizes MF with the Bayesian Personalized Ranking (BPR) objective function, which optimizes pairwise loss with the assumption that observed interactions should have higher score than unobserved ones.
- **ExpoMF** [35], it is a whole-data based MF method for item recommendation, which treats all missing interactions as negative and weighs them by item popularity.
- **NCF** [19], it is a popular deep learning method which combines MF with a Multi-Layer Perceptron (MLP) model for item ranking.
- **ENMF** [6], a non-sampling learning recommendation framework which optimize GMF model with an efficient non-sampling strategy for Top-N recommendation.
- **LightGCN** [17], it is the state-of-the-art graph neural network (GNN) recommender model which modifies the design of GNN from NGCF [54] to make it more concise and appropriate for recommendation.

Multi-behavior Models include:

- **CMF** [67], it decomposes the data matrices of multiple behavior types simultaneously to correlate the multiple factorization processes by sharing the embeddings of common entities.
- **MC-BPR** [39], it adapts the negative sampling rule in BPR and expands the origin BPR model for heterogeneous data.

¹<http://github.com/chenchongthu/EHCF>

- **NMTR** [14], it considers the behavior correlations in a cascaded manner and captures multi-type interactions with multi-task learning framework.
- **EHCF** [6], it models fine-grained user-item relations and efficiently learns model parameters from heterogeneous data with non-sampling strategies. EHCF is a heterogeneous version of ENMF, which is also based on GMF.
- **MBGCN** [25], it considers to model the strengths of different behaviors and exploits the data with a graph convolutional network.
- **MATN** [57], it explicitly encodes multi-behavior relational structures by preserving both the cross-type behavior collaborative signals and type-specific behavior contextual information.
- **GHCF** [3], it is the state-of-the-art non-sampling solution to multi-behavior recommendation which takes the advantages of Graph Convolutional Network and jointly embeds both representations of users and items and relations for multi-relational prediction.

4.1.3 Evaluation Metrics. After training a model, we generate the personalized ranking list for each user by ranking all items which are not interacted by the user in the training set. We utilize the leave-one-out evaluation strategy which has been widely utilized in recommendation literature [3, 6, 14] and then two widely-used metrics, HR@N[26] and NDCG@N [23] are adopted to investigate the ranking performance.

- **HR@N:** As a recall-based metric, Hit Ratio (HR) measures whether the testing items are included in the top-N item ranking list (1 for yes and 0 for no).
- **NDCG@N:** As a position-sensitive metric, Normalized Discounted Cumulative Gain (NDCG) assigns a higher score to hits at higher positions of the item ranking list.

The generated recommendation list for user u is denoted as $\text{Re}_u = \{re_u^1, re_u^2, \dots, re_u^N\}$, in which N is the number of recommendation items, re_u^i is ranked at the i -th position in Re_u . Te_u denotes the set of u 's interacted item in the test set. The above matrices are formulated as follows:

$$\begin{aligned} \text{HR@N} &= \frac{1}{|U|} \sum_u I(|\text{Re}_u \cap \text{Te}_u|) \\ \text{NDCG@N} &= \frac{1}{Z} \text{DCG@N} = \frac{1}{Z|U|} \sum_u \sum_{i=1}^N \frac{2^{I(|\{re_u^i\} \cap \text{Te}_u|)} - 1}{\log_2(i+1)} \end{aligned} \quad (16)$$

in which $I(x)$ denotes an indicator function whose value is 1 when $x > 0$, and 0 otherwise, U is the user set, and Z is the maximum possible value of DCG@N for normalization. Note that for both metrics, larger values imply better performance. In our experiment, our evaluation protocol ranks all unobserved items in the training set following [3, 6]. Under this protocol, the results are more persuasive than ranking a random subset of negative items only [3, 14, 30]. In our experiments, we also evaluate the model performance by varying the N value. For each method, we randomly initialize the model and run it five times. After that, the average results are reported.

4.1.4 Parameters Settings. Our CHCF² framework is implemented with Pytorch, a popular open-source software for deep learning. All hyper-parameters are tuned in the selected validation set. The parameters for all baselines are initialized as in their corresponding papers, and are then carefully tuned to achieve optimal performances. For all methods, we set the embedding size to 64, a relatively larger number that achieves good performance following [3, 6, 14]. The batch size is test in [128, 256, 512, 1024]. The learning rate for all models are tuned amongst [0.005, 0.01, 0.02, 0.05]. To prevent overfitting, we tuned the dropout ratio in [0, 0.1, 0.3, 0.5, 0.7, 0.9]. We set the negative sampling ratio as 4, an empirical value that shows good performance [3, 6, 15] for sampling-based

²The source code of CHCF is released along with datasets at <http://github.com/luoxiao12/CHCF>.

methods. For non-sampling methods, we uniformly set the weight of missing data as w , which is tuned amongst $[0.001, 0.01, 0.1, 0.2, 0.5, 1]$. For the coefficient parameter λ_k in the multi-task learning loss function, we tune them in $[0, 1/6, 2/6, 3/6, 4/6, 5/6, 1]$. As an only newly-introduced hyper-parameter, bound ratio α is tuned amongst $[0, 0.1, 0.3, 0.5, 0.7, 0.9, 1]$.

After the tuning process, the batch size is set to 512 and the learning rate is set to 0.05. The dropout ratio is set to 0.5 to prevent overfitting. w is set to 0.1 for Beibei and 0.01 for Taobao. The coefficient parameter λ_k is set to $1/6$, $4/6$ and $1/6$ for view, cart and purchase behaviors, respectively. The introduced hyper-parameter, bound ratio α is set to 0.5 by validation. The effects of these hyper-parameters will be further explored in Section 4.6.

4.2 Performance Comparison (RQ1)

We first compare our framework with the state-of-the-art methods. We investigate the Top-N performance with N setting to $[10, 50, 100, 200]$ following [3, 6]. We show the results of our CHCF based on three single-label recommender methods: MF (MF-CHCF), GMF (GMF-CHCF), and LightGCN (LightGCN-CHCF). The results of the comparison of different methods on both two datasets are shown in Table 3. From the results, the following observations can be made:

- (1) *Multi-behavior models work well than one-behavior models mostly.* According to the comparison of single-behavior models and multi-behavior models, we can find that introducing multi-behavior information to predictions can improve performance. The best multi-behavior model in the baselines (GHCF) can outperform the best one-behavior model (NCF) on Beibei by 82.1% on HR@100 and 146.5% on NDCG@100, while 153.6% and 110.6% on Taobao, which demonstrates the benefits of adding multi-behavior data into the model.
- (2) *Models using whole-data-based learning strategies (EHCF, GHCF, CHCF) outperform other sampling-based models (NMTR, MBGCN, MATN) generally.* To be specific, GHCF generally performs better than other baseline methods under all metrics. This clarifies the strengths of whole-data-based learning strategies since the sampling method leads to a biased result. For example, NMTR fails to capture enough collaborative filtering signals since it adopts the BPR loss function that limits the performance of the model.
- (3) *Our proposed framework CHCF consistently outperforms other competitive methods in terms of all metrics on both datasets.* Moreover, we conduct one-sample paired t tests to justify that all of the improvements with the best baseline are statistically significant with p-value < 0.01 . For example, compared with GHCF, a recently proposed and very expressive GCN model, our GMF-CHCF shows improvement of 16.8% and 17.0% for HR@100 and NDCG@100 on the Beibei dataset and 8.85% and 50.1% on Taobao dataset respectively, which justifies the superiority of our model. Note that our GMF-CHCF utilizes the shallow and effective GMF model with much fewer parameters. Furthermore, compared with EHCF which has the same network structure but using a different optimization framework, our GMF-CHCF outperforms it by 32.9% and 28.6% for HR@100 on the two datasets, indicating the potential of improving conventional shallow methods with a better learning framework.
- (4) *The performance of CHCF is related to the basic CF models.* Comparison with three CF models optimized by the CHCF framework, we find that the performance in multi-behavior scenarios seems to be limited by the choice of the basic CF models. An empirical evidence is that MF-CHCF performs worst among three CHCF models, which can be caused by the poor performance of MF in modeling collaborative filtering signals. Among three CHCF methods, LightGCN-CHCF achieves the best performance in most cases owing to both LightGCN's ability to capture collaborative filtering signals and CHCF's efficient learning framework.

Table 3. Performance of different models on Beibei and Taobao. All our results have the statistical significance for $p < 0.01$ compared to the best baseline. Note that the results of EHCF and GHCF are consist with those reported in since we share exactly the same data splits and experimental settings.

Beibei	HR				NDCG			
	10	50	100	200	10	50	100	200
BPR	0.0437	0.1246	0.2192	0.3057	0.0213	0.0407	0.0539	0.0689
ExpoMF	0.0452	0.1465	0.2246	0.3282	0.0227	0.0426	0.0553	0.0732
NCF	0.0441	0.1562	0.2343	0.3533	0.0225	0.0445	0.0584	0.0757
ENMF	0.0464	0.1637	0.2586	0.3743	0.0247	0.0484	0.0639	0.0799
LightGCN	0.0451	0.1613	0.2495	0.3652	0.0232	0.0466	0.0611	0.0778
CMF	0.0420	0.1582	0.2843	0.4880	0.0251	0.0462	0.0661	0.0952
MC-BPR	0.0504	0.1143	0.2755	0.3822	0.0540	0.0503	0.0653	0.0996
NMTR	0.0524	0.2047	0.3189	0.4735	0.0285	0.0609	0.0764	0.0968
MATN	0.1157	0.2892	0.3998	0.5296	0.0622	0.0997	0.1176	0.1458
MBGCN	0.1564	0.3434	0.4262	0.5304	0.0828	0.1282	0.1384	0.1474
EHCF	0.1523	0.3316	0.4312	0.5460	0.0817	0.1213	0.1374	0.1535
GHCF	0.1922	0.3794	0.4711	0.5960	0.1012	0.1426	0.1575	0.1695
MF-CHCF	0.2053	0.4300	0.5421	0.6147	0.1031	0.1568	0.1746	0.1867
GMF-CHCF	0.2308	0.4807	0.5731	0.6249	0.1189	0.1740	0.1890	0.1963
LightGCN-CHCF	0.2436	0.4324	0.5490	0.6186	0.1340	0.1755	0.1896	0.1993
Taobao	HR				NDCG			
	10	50	100	200	10	50	100	200
BPR	0.0376	0.0708	0.0871	0.1035	0.0227	0.0269	0.0305	0.0329
ExpoMF	0.0386	0.0013	0.0911	0.1068	0.0238	0.0220	0.0302	0.0334
NCF	0.0391	0.0728	0.0897	0.1072	0.0233	0.0281	0.0321	0.0345
ENMF	0.0398	0.0743	0.0936	0.1141	0.0244	0.0298	0.0339	0.0372
LightGCN	0.0415	0.0814	0.1025	0.1161	0.0237	0.0325	0.0359	0.0385
CMF	0.0483	0.0774	0.1185	0.1563	0.0252	0.0293	0.0357	0.0379
MCBPR	0.0547	0.0091	0.1264	0.1599	0.0223	0.0227	0.0366	0.0997
NMTR	0.0585	0.0942	0.1368	0.1868	0.0278	0.0334	0.0394	0.0537
MATN	0.0691	0.1487	0.2149	0.2736	0.0381	0.0564	0.0652	0.0742
MBGCN	0.0701	0.1522	0.2169	0.2823	0.0390	0.0571	0.0653	0.0751
EHCF	0.0717	0.1618	0.2211	0.2921	0.0403	0.0594	0.0690	0.0789
GHCF	0.0807	0.1892	0.2599	0.3115	0.0442	0.0678	0.0792	0.0890
MF-CHCF	0.1465	0.2416	0.2829	0.3296	0.0891	0.1102	0.1169	0.1234
GMF-CHCF	0.1514	0.2460	0.2843	0.3355	0.0916	0.1117	0.1189	0.1256
LightGCN-CHCF	0.1571	0.2480	0.2882	0.3397	0.0924	0.1127	0.1192	0.1264

4.3 Efficiency Analyses of CHCF (RQ2)

In this subsection, we evaluate the computation time cost of our CHCF as compared to three state-of-the-art MTL framework-based methods, NMTR, EHCF and GHCF. In our experiments, all the models are trained on a single NVIDIA GeForce GTX TITAN X GPU for fair comparison on the efficiency.

In Table 4, we report the running time of each epoch and total training during the training phase of each compared approach. It is observed that CHCF could achieve better performance than

Table 4. Computational time cost investigation (second/minute [s/m]). Here "E" and "T" represent the training time for each epoch and the total training time, respectively.

Models	Beibei/E	Beibei/T	Taobao/E	Taobao/T
NMTR	165s	550m	180s	600m
EHCF	7s	24m	16s	54m
GHCF	82s	250m	90s	300m
GMF-CHCF	7(± 1)s	24m	20(± 1)s	70m
MF-CHCF	7(± 1)s	23m	20(± 1)s	68m
LightGCN-CHCF	8(± 1)s	28m	22(± 1)s	75m

NMTR. The reason is that our model integrates multiple types of behaviors into low-rank matrix learning, and shares the same interaction scores for different behaviors, which greatly increases the computational efficiency. GHCF improves the performance with its complex GCN architecture, with the cost of low efficiency. Although we lose in the cases when comparing with efficient EHCF, we think that the speed-up of EHCF is based on its simple regression loss, which is proved hard to distinguish different preference strengths in implicit data. Above all, our CHCF still exhibits competitive model scalability due to the comparable time complexity and great performances.

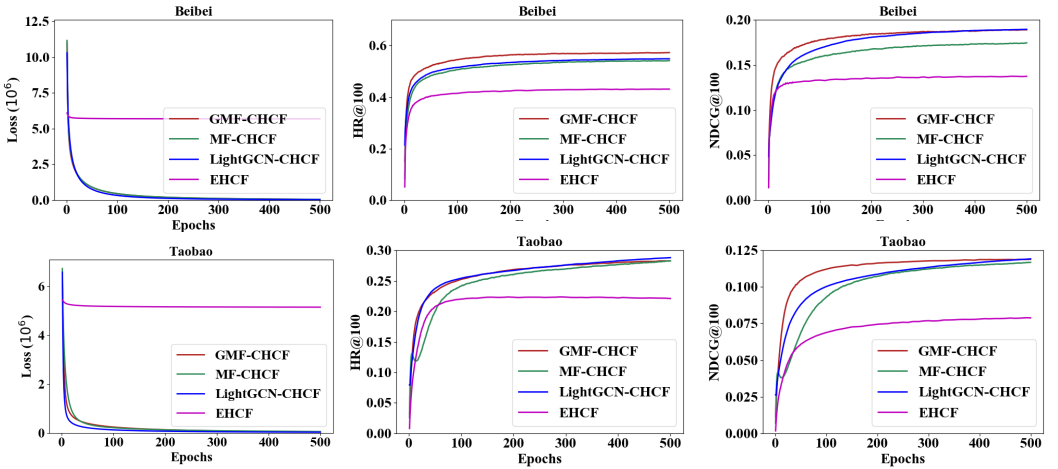


Fig. 3. Training loss, HR@100 and NDCG@100 of EHCF and our three CHCF methods in each iteration on Beibei and Taobao.

We also study the training process of the efficient method EHCF and our three CHCF methods. Figure 3 demonstrates the state of each method at embedding size 64 on datasets. Note that besides training loss, we only show the results on HR@100 and NDCG@100 metrics. For other metrics, we have a similar observation. From the figure, although the loss of EHCF converges faster, it cannot well fit the multi-behavior scenario and leads to low performance. Compared with EHCF, the initial training losses of CHCF models are huge but they decrease quickly and converge to small values. Moreover, our framework CHCF consistently achieves better performance in terms of HR and NDCG, which further demonstrates the superiority of our framework. Lastly, we find that complex models (e.g., LightGCN) do not influence the convergence of CHCF. In other words, our CHCF framework is a generalized learning framework, which promises empirical convergence.

4.4 Ablation Study (RQ3)

Since three CHCF models have similar performance generally, we utilize GMF-CHCF as an example in the following analysis³. For other models, we have a similar observation.

4.4.1 Comparisons of Different Decorated functions.

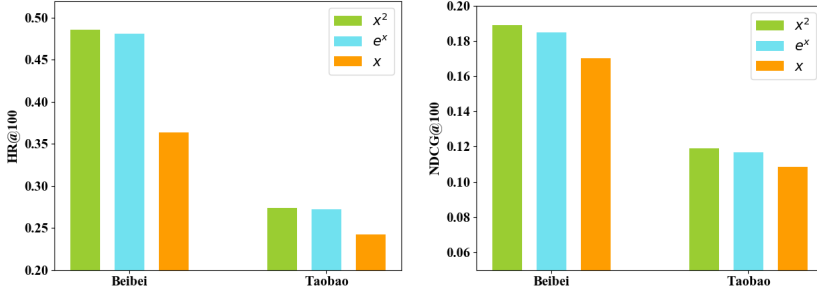


Fig. 4. The performance of CHCF with different decorated functions in terms of HR@100 and NDCG@100.

We first compare multiple decorated functions $g(x) = x$, $g(x) = x^2$, $g(x) = e^x - 1$ in Eq.11. Here we append one of the three decorated functions to assess which one can achieve better performance. From Figure 4, we find that compared to the other methods, the last two always achieve better results. As we know, $g(x) = x^2$ and $g(x) = e^x - 1$ is convex, which leads to a larger gradient in SGD optimization process if the interaction score breaks the criterion seriously. This is consistent with our analysis in the last section. Furthermore, $g(x) = x^2$ outperforms $g(x) = e^x - 1$ slightly. The reason may be that $g(x) = e^x - 1$ over-magnifies the gradients for some interaction scores. For computational efficiency, we set the decorated function to $g(x) = x^2$ as default in this paper.

4.4.2 Model Ablation and Data Ablation.

Furthermore, we conduct ablation experiments to understand the effectiveness of each of CHCF's designs and auxiliary behavior. Particularly, we introduce the following model variants:

- CHCF-O. We replace our loss function with the regression loss in Eq.2. For positive interactions, we regress their likelihood to 1 and for negative interactions, we regress their likelihood to 0. With GMF as the basic model, we use different prediction layers (h_k) of each behavior, which are randomly initialized and independent.
- CHCF-H. We replace the hinge loss with weighted regression loss in CHCF.
- CHCF-U. Here the bound matrices S and T are only featured by the item heterogeneity matrix H and all the users share the same bound for each item-behavior pair.
- CHCF-I. Here the bound matrices S and T are only featured by the user heterogeneity matrix G and all the items share the same bound for each user-behavior pair.
- CHCF-V. Here we remove the view behavior information and use cart data as the only auxiliary behavior data.
- CHCF-C. Here we remove the cart behavior information and use view data as the only auxiliary behavior data.

The results on Taobao are recorded in Table 5 and the results on Beibei are similar. We summary the following findings:

³In the rest of this paper, we omit "GMF-" for concise representation except as otherwise noted.

Table 5. Performance of variants of CHCF on Taobao

Taobao	HR				NDCG			
	10	50	100	200	10	50	100	200
CHCF-O	0.0633	0.1112	0.1525	0.2088	0.0312	0.0389	0.0457	0.0535
CHCF-I	0.1232	0.2254	0.2687	0.3222	0.0694	0.0919	0.0985	0.1058
CHCF-U	0.1270	0.2294	0.2769	0.3257	0.0705	0.0932	0.1009	0.1078
CHCF-H	0.0681	0.1591	0.2151	0.2680	0.0486	0.0653	0.0743	0.0817
CHCF-V	0.1476	0.2110	0.2281	0.2459	0.0896	0.1016	0.1044	0.1069
CHCF-C	0.0840	0.1444	0.1703	0.1956	0.0504	0.0637	0.0679	0.0715
CHCF	0.1514	0.2460	0.2843	0.3355	0.0916	0.1117	0.1189	0.1256

- (1) From the comparison of CHCF-O with CHCF-H, we observe that modeling heterogeneous selection criteria instead of binary regression is able to improve the performance significantly. It demonstrates the rationality of our adaptive bound strategy.
- (2) From the comparison of CHCF with CHCF-H, we find that our weighted hinge loss is capable of capturing different inherent preference strengths, which is capable of boosting the performance substantially. This clarifies the rationality of hinge loss design in modeling multiple implicit interactions.
- (3) CHCF is consistently superior to CHCF-I and CHCF-U, which hence illustrates the importance of modeling selection criteria heterogeneity from both user's and item's view.
- (4) CHCF using all types of interaction behaviors consistently outperforms CHCF-V and CHCF-C under all settings, which validates that our model improves purchase forecasting through integrating multi-behavior relations with the MTL framework.
- (5) Between the variants that use only one additional behavior type, CHCF-C shows better performance on target prediction in terms of HR@100, which demonstrates the higher importance and effectiveness of utilizing viewing feedback for purchasing modeling.

4.5 Effectiveness Analysis on Sparse Data (RQ4)

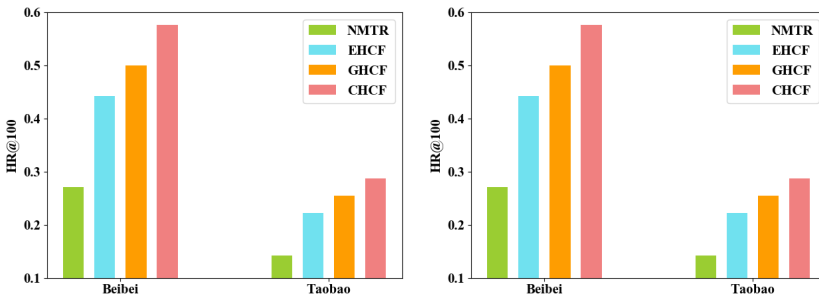


Fig. 5. Performance Comparison of Subset with 5~8 Purchase Records.

Data sparsity is a big challenge for recommender systems based on implicit feedback, and multi-behavior recommendation is a typical solution to it. Thus, we study how our proposed CHCF alleviates the problem for those users having few records of the target behavior. Specifically, we collect users with 5~8 purchase records, and there are respectively 6056 and 11846 users on Beibei

and Taobao. We conduct experiments of our proposed framework for comparison with NMTR, EHCF and GHCF.

The results are shown in Figure 5. From the results, we can find that when the user purchase data becomes sparser, our model still keeps a good HR@100 and NDCG@100 performance on Beibei dataset and Taobao dataset, which outperforms the best baseline GHCF over 10.0% consistently. Since CHCF makes use of heterogeneous behavior relations in a reasonable way, it can obtain remarkable performance for users with sparse interactions. In summary, we conclude that our proposed CHCF framework solves the data sparsity problem efficiently to some extent.

4.6 Parameter Sensitivity (RQ5)

In this section, we investigate the impact of different values of the bound ratio α , different weights for negative entry w and MTL coefficient parameter λ_k on our developed CHCF framework. CHCF only introduces a new hyper-parameter bound ratio α , which implies that our model is easy to be tuned compared with other mainstream MTL-based heterogeneous models (i.e., NMTR, EHCF, GHCF). Furthermore, the weight for negative entry w and MTL coefficient parameter λ_k are also key hyper-parameters in the whole-data-based learning framework. Thus, we also study their influences on the performance. For each hyper-parameter, we study its influence with other hyper-parameters fixed as default.

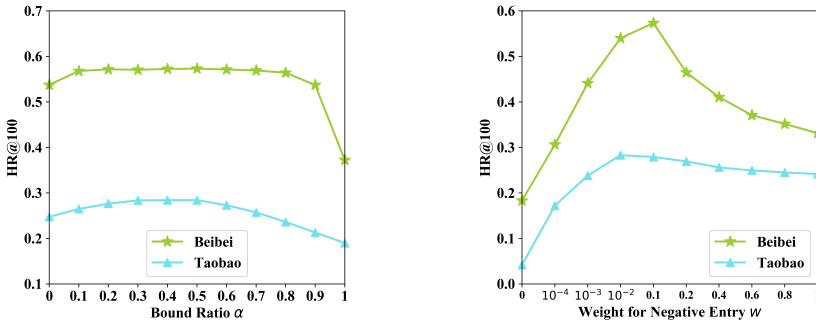


Fig. 6. Hyper-parameter study of bound ratio α and weight for negative entry w in terms of HR@100.

4.6.1 Impact of Bound Ratio α . The evaluation on HR@100 of the first two hyper-parameters is shown in Figure 6. For other metrics, the observations are similar. We can observe that the performance is stable when α is around 0.5 and a too high or too low α may hurt the model prediction accuracy. The potential reason is that a high α makes bounds too close to guide user preference learning while a low α leads to learning improper bounds.

4.6.2 Impact of Weight for Negative Entry w . In Figure 6, it can be seen that with the weight for negative entry increases from 0 to 1, the performance of our model increases and then decreases. The best performance is reached at $w = 0.1/0.01$ for Beibei/Taobao, which shows that the best w is specific for different datasets. The potential reason is that sparseness is various for different datasets. In conclusion, we need to search for the appropriate w in $[0, 1]$ on validation data for each dataset in practice.

4.6.3 Impact of Weight for MTL Coefficient Parameter λ_k . There are three behavior types in both two datasets (i.e., view, cart and purchase), implying three loss coefficients λ_1 , λ_2 and λ_3 . Because the sum of three coefficients is 1, if the first two are given, the third one is determined. We tune

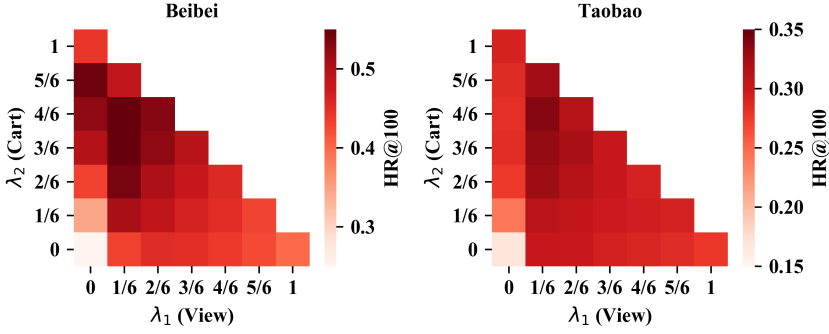


Fig. 7. Performance of CHCF on Beibei and Taobao w.r.t. different λ_1 and λ_2 .

the first two coefficients in $[0, 1/6, 2/6, 3/6, 4/6, 5/6, 1]$ and plot the results of HR@100 in Figure 7, where darker blocks mean better performance. We find that a relatively large coefficient of cart behavior performs best on Beibei and Taobao, which may result from the inference that purchase interaction is too sparse to provide much information and view interaction is relatively far from the target behavior. For both datasets, the best performance of CHCF is achieved at $[1/6, 4/6, 1/6]$, which not only makes full use of the three types of behavior information and gives more emphasis on the cart behavior.

4.7 Case Study (RQ6)

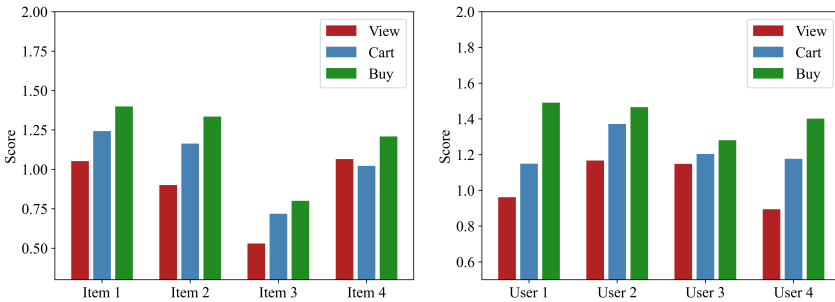


Fig. 8. Visualization of the learned upper bounds of the selected users and items.

To provide a more intuitive understanding of the adaptive user- and item-specific bounds, we randomly fix a user (item) to visualize bounds for a list of random items (user) and plot the upper bound for each behavior in Figure 8. We summary the following findings:

- (1) From the comparison of bounds among different behaviors, we find that the bounds of cart behavior are larger than these of view behavior generally, which implies that cart behavior implies a stronger signal.
- (2) From the comparison among different users, it is obvious that the bounds are various for different users, even for the same item on each behavior. As a result, the fixed bounds for all users are inapposite. Similar results can be obtained for items. Our adaptive bound strategy could release the impact of the user/item heterogeneity to benefit the performances of recommender systems.

- (3) In some cases, the bounds of cart behavior are smaller than these of view behavior, which is interesting and contrary to common sense. This point shows our adaptive bound strategy is essential for modeling heterogeneous interaction data.

5 CONCLUSION

In this paper, we introduce a novel framework named CHCF for recommendations with heterogeneous user feedback. To be specific, we introduce multiple bounds for different users and items to model selection criteria, which will guide implicit data learning in the form of hinge loss. We further build a unified framework which learns user preference and selection criteria alternatively. Extensive experiments on two real-world datasets show that CHCF outperforms the state-of-the-art recommendation models consistently. With increasing types of user behaviors online, we believe that multi-behavior recommendation will attract more and more attention in the future.

Despite its effectiveness, one limitation of CHCF is that it can only be applied to multi-behavior recommendation currently. As for future work, we are interested in exploring our CHCF learning framework in other related works like sequential recommendation [2], knowledge-enhanced recommendation [41], network embedding [42, 43]. Moreover, we will try to extend our learning framework to make it suitable for learning other deep CF models [8, 18].

CODE AND DATA

To facilitate the reproducibility of the reported results, our work only consists of publicly available data, and our implementation is publicly available at <https://github.com/luoxiao12/CHCF>.

ACKNOWLEDGMENTS

This work was supported by The National Key Research and Development Program of China (No.2016YFA0502303) and The National Natural Science Foundation of China (No.31871342).

REFERENCES

- [1] Andreas Argyriou, Theodoros Evgeniou, and Massimiliano Pontil. 2007. Multi-task feature learning. In *Proceedings of the International Conference on Neural Information Processing Systems (NeurIPS)*. 41–48.
- [2] Yukuo Cen, Jianwei Zhang, Xu Zou, Chang Zhou, Hongxia Yang, and Jie Tang. 2020. Controllable Multi-Interest Framework for Recommendation. In *Proceedings of the 26th ACM SIGKDD International Conference on Knowledge Discovery & Data Mining*. 2942–2951.
- [3] Chong Chen, Weizhi Ma, Min Zhang, Zhaowei Wang, Xiuqiang He, Chenyang Wang, Yiqun Liu, and Shaoping Ma. 2021. Graph Heterogeneous Multi-Relational Recommendation. In *Proceedings of the AAAI Conference on Artificial Intelligence*.
- [4] Chong Chen, Min Zhang, Chenyang Wang, Weizhi Ma, Minming Li, Yiqun Liu, and Shaoping Ma. 2019. An efficient adaptive transfer neural network for social-aware recommendation. In *Proceedings of the 42nd International ACM SIGIR Conference on Research and Development in Information Retrieval (SIGIR)*. 225–234.
- [5] Chong Chen, Min Zhang, Yongfeng Zhang, Yiqun Liu, and Shaoping Ma. 2020. Efficient neural matrix factorization without sampling for recommendation. *ACM Transactions on Information Systems (TOIS)* 38, 2 (2020), 1–28.
- [6] Chong Chen, Min Zhang, Yongfeng Zhang, Weizhi Ma, Yiqun Liu, and Shaoping Ma. 2020. Efficient heterogeneous collaborative filtering without negative sampling for recommendation. In *Proceedings of the AAAI Conference on Artificial Intelligence*. 19–26.
- [7] Huiyuan Chen and Jing Li. 2020. Neural Tensor Model for Learning Multi-Aspect Factors in Recommender Systems. In *Proceedings of the International Joint Conferences on Artificial Intelligence (IJCAI)*. 2449–2455.
- [8] Jingyuan Chen, Hanwang Zhang, Xiangnan He, Liqiang Nie, Wei Liu, and Tat-Seng Chua. 2017. Attentive collaborative filtering: Multimedia recommendation with item-and component-level attention. In *Proceedings of the 40th International ACM SIGIR Conference on Research and Development in Information Retrieval (SIGIR)*. 335–344.
- [9] Zhi-Hong Deng, Ling Huang, Chang-Dong Wang, Jian-Huang Lai, and S Yu Philip. 2019. Deepcf: A unified framework of representation learning and matching function learning in recommender system. In *Proceedings of the AAAI Conference on Artificial Intelligence*, Vol. 33. 61–68.

- [10] Jingtao Ding, Guanghui Yu, Xiangnan He, Fuli Feng, Yong Li, and Depeng Jin. 2019. Sampler design for bayesian personalized ranking by leveraging view data. *IEEE Transactions on Knowledge and Data Engineering* (2019).
- [11] Jingtao Ding, Guanghui Yu, Xiangnan He, Yuhuan Quan, Yong Li, Tat-Seng Chua, Depeng Jin, and Jiajie Yu. 2018. Improving Implicit Recommender Systems with View Data.. In *Proceedings of the International Joint Conferences on Artificial Intelligence (IJCAI)*. 3343–3349.
- [12] John Duchi, Elad Hazan, and Yoram Singer. 2011. Adaptive subgradient methods for online learning and stochastic optimization. *JMLR* 12, 7 (2011).
- [13] Travis Ebesu, Bin Shen, and Yi Fang. 2018. Collaborative memory network for recommendation systems. In *Proceedings of the 41nd International ACM SIGIR Conference on Research and Development in Information Retrieval (SIGIR)*. 515–524.
- [14] Chen Gao, Xiangnan He, Dahua Gan, Xiangning Chen, Fuli Feng, Yong Li, Tat-Seng Chua, and Depeng Jin. 2019. Neural multi-task recommendation from multi-behavior data. In *Proceedings of the International Conference on Data Engineering (ICDE)*. 1554–1557.
- [15] Chen Gao, Xiangnan He, Danhua Gan, Xiangning Chen, Fuli Feng, Yong Li, Tat-Seng Chua, Lina Yao, Yang Song, and Depeng Jin. 2019. Learning to recommend with multiple cascading behaviors. *IEEE Transactions on Knowledge and Data Engineering* (2019).
- [16] Ruining He and Julian McAuley. 2016. VBPR: visual bayesian personalized ranking from implicit feedback. In *Proceedings of the AAAI Conference on Artificial Intelligence*.
- [17] Xiangnan He, Kuan Deng, Xiang Wang, Yan Li, YongDong Zhang, and Meng Wang. 2020. LightGCN: simplifying and powering graph convolution network for recommendation. In *Proceedings of the 43rd International ACM SIGIR Conference on Research and Development in Information Retrieval (SIGIR)*. 639–648.
- [18] Xiangnan He, Xiaoyu Du, Xiang Wang, Feng Tian, Jinhui Tang, and Tat-Seng Chua. 2018. Outer product-based neural collaborative filtering. In *Proceedings of the International Joint Conferences on Artificial Intelligence (IJCAI)*. 2227–2233.
- [19] Xiangnan He, Lizi Liao, Hanwang Zhang, Liqiang Nie, Xia Hu, and Tat-Seng Chua. 2017. Neural collaborative filtering. In *Proceedings of the World Wide Web Conference (WWW)*. 173–182.
- [20] Xiangnan He, Hanwang Zhang, Minyen Kan, and Tatseng Chua. 2016. Fast Matrix Factorization for Online Recommendation with Implicit Feedback. In *Proceedings of the 39rd International ACM SIGIR Conference on Research and Development in Information Retrieval (SIGIR)*. 549–558.
- [21] Cheng-Kang Hsieh, Longqi Yang, Yin Cui, Tsung-Yi Lin, Serge Belongie, and Deborah Estrin. 2017. Collaborative metric learning. In *Proceedings of the World Wide Web Conference (WWW)*. 193–201.
- [22] Yifan Hu, Yehuda Koren, and Chris Volinsky. 2008. Collaborative filtering for implicit feedback datasets. In *Proceedings of the International Conference on Data Mining (ICDM)*. 263–272.
- [23] Kalervo Järvelin and Jaana Kekäläinen. 2000. IR evaluation methods for retrieving highly relevant documents. In *Proceedings of the 23th international ACM SIGIR conference on Research and development in information retrieval (SIGIR)*. 41–48.
- [24] Shuyi Ji, Yifan Feng, Rongrong Ji, Xibin Zhao, Wanwan Tang, and Yue Gao. 2020. Dual channel hypergraph collaborative filtering. In *Proceedings of the 26th ACM SIGKDD International Conference on Knowledge Discovery & Data Mining*. 2020–2029.
- [25] Bowen Jin, Chen Gao, Xiangnan He, Depeng Jin, and Yong Li. 2020. Multi-behavior recommendation with graph convolutional networks. In *Proceedings of the 43rd International ACM SIGIR Conference on Research and Development in Information Retrieval (SIGIR)*. 659–668.
- [26] George Karypis. 2001. Evaluation of item-based top-n recommendation algorithms. In *Proceedings of the ACM International Conference on Information and Knowledge Management (CIKM)*. 247–254.
- [27] Thomas N. Kipf and Max Welling. 2017. Semi-supervised classification with graph convolutional networks. In *International Conference on Learning Representations (ICLR)*.
- [28] Yehuda Koren. 2008. Factorization meets the neighborhood: a multifaceted collaborative filtering model. In *Proceedings of the 14th ACM SIGKDD International Conference on Knowledge Discovery & Data Mining*. 426–434.
- [29] Yehuda Koren, Robert Bell, and Chris Volinsky. 2009. Matrix factorization techniques for recommender systems. *Computer* 42, 8 (2009), 30–37.
- [30] Walid Krichene and Steffen Rendle. 2020. On sampled metrics for item recommendation. In *Proceedings of the 26th ACM SIGKDD International Conference on Knowledge Discovery & Data Mining*. 1748–1757.
- [31] Artus Krohn-Grimberghe, Lucas Drumond, Christoph Freudenthaler, and Lars Schmidt-Thieme. 2012. Multi-relational matrix factorization using bayesian personalized ranking for social network data. In *Proceedings of the fifth ACM international conference on Web search and data mining (WSDM)*. 173–182.
- [32] Yann LeCun, Yoshua Bengio, and Geoffrey Hinton. 2015. Deep learning. *nature* 521, 7553 (2015), 436–444.
- [33] Chong Li, Kunyang Jia, Dan Shen, C-J Richard Shi, and Hongxia Yang. 2019. Hierarchical Representation Learning for Bipartite Graphs.. In *Proceedings of the International Joint Conferences on Artificial Intelligence (IJCAI)*. 2873–2879.

- [34] Mingming Li, Shuai Zhang, Fuqing Zhu, Wanhui Qian, Liangjun Zang, Jizhong Han, and Songlin Hu. 2020. Symmetric Metric Learning with Adaptive Margin for Recommendation.. In *Proceedings of the AAAI Conference on Artificial Intelligence*. 4634–4641.
- [35] Dawen Liang, Laurent Charlin, James Mcinerney, and David M Blei. 2016. Modeling User Exposure in Recommendation. In *Proceedings of the World Wide Web Conference (WWW)*. 951–961.
- [36] Bulou Liu, Chenliang Li, Wei Zhou, Feng Ji, Yu Duan, and Haiqing Chen. 2020. An Attention-based Deep Relevance Model for Few-shot Document Filtering. *ACM Transactions on Information Systems (TOIS)* 39, 1 (2020), 1–35.
- [37] Chenghao Liu, Tao Lu, Xin Wang, Zhiyong Cheng, Jianling Sun, and Steven CH Hoi. 2019. Compositional coding for collaborative filtering. In *Proceedings of the 42nd International ACM SIGIR Conference on Research and Development in Information Retrieval*. 145–154.
- [38] David C Liu, Stephanie Rogers, Raymond Shiao, Dmitry Kislyuk, Kevin C Ma, Zhigang Zhong, Jenny Liu, and Yushi Jing. 2017. Related pins at pinterest: The evolution of a real-world recommender system. In *Proceedings of the 26th international conference on world wide web companion*. 583–592.
- [39] Babak Loni, Roberto Pagano, Martha Larson, and Alan Hanjalic. 2016. Bayesian personalized ranking with multi-channel user feedback. In *Proceedings of the 10th ACM Conference on Recommender Systems*. 361–364.
- [40] Chen Ma, Liheng Ma, Yingxue Zhang, Ruiming Tang, Xue Liu, and Mark Coates. 2020. Probabilistic Metric Learning with Adaptive Margin for Top-K Recommendation. In *Proceedings of the 26th ACM SIGKDD International Conference on Knowledge Discovery & Data Mining*. 1036–1044.
- [41] Chen Ma, Liheng Ma, Yingxue Zhang, Haolun Wu, Xue Liu, and Mark Coates. 2021. Knowledge-Enhanced Top-K Recommendation in Poincaré Ball. In *Proceedings of the AAAI Conference on Artificial Intelligence*.
- [42] Zaiqiao Meng, Shangsong Liang, Xiangliang Zhang, Richard McCreddie, and Iadh Ounis. 2020. Jointly learning representations of nodes and attributes for attributed networks. *ACM Transactions on Information Systems (TOIS)* 38, 2 (2020), 1–32.
- [43] Tomas Mikolov, Ilya Sutskever, Kai Chen, Greg Corrado, and Jeffrey Dean. 2013. Distributed representations of words and phrases and their compositionality. *Proceedings of the International Conference on Neural Information Processing Systems (NeurIPS)*.
- [44] Douglas W Oard, Jinmook Kim, et al. 1998. Implicit feedback for recommender systems. In *AAAI Workshop*, Vol. 83.
- [45] Deng Pan, Xiangrui Li, Xin Li, and Dongxiao Zhu. 2020. Explainable Recommendation via Interpretable Feature Mapping and Evaluation of Explainability. In *Proceedings of the International Joint Conferences on Artificial Intelligence (IJCAI)*. 2690–2696.
- [46] Chanyoung Park, Donghyun Kim, Jinoh Oh, and Hwanjo Yu. 2017. Do "Also-Viewed" Products Help User Rating Prediction?. In *Proceedings of the 26th International Conference on World Wide Web*. 1113–1122.
- [47] Chanyoung Park, Donghyun Kim, Xing Xie, and Hwanjo Yu. 2018. Collaborative translational metric learning. In *Proceedings of the International Conference on Data Mining (ICDM)*. 367–376.
- [48] Steffen Rendle, Christoph Freudenthaler, Zeno Gantner, and Lars Schmidtthieme. 2009. BPR: Bayesian personalized ranking from implicit feedback. In *Proceedings of the Conference on Uncertainty in Artificial Intelligence (UAI)*. 452–461.
- [49] Francesco Ricci, Lior Rokach, and Bracha Shapira. 2011. Introduction to recommender systems handbook. In *Recommender systems handbook*. Springer, 1–35.
- [50] Ajit P Singh and Geoffrey J Gordon. 2008. Relational learning via collective matrix factorization. In *Proceedings of the 14th ACM SIGKDD International Conference on Knowledge Discovery & Data Mining*. 650–658.
- [51] Liang Tang, Bo Long, Bee-Chung Chen, and Deepak Agarwal. 2016. An empirical study on recommendation with multiple types of feedback. In *Proceedings of the 22nd ACM SIGKDD International Conference on Knowledge Discovery and Data Mining*. 283–292.
- [52] Yi Tay, Luu Anh Tuan, and Siu Cheung Hui. 2018. Latent relational metric learning via memory-based attention for collaborative ranking. In *Proceedings of the World Wide Web Conference (WWW)*. 729–739.
- [53] Petar Veličković, Guillem Cucurull, Arantxa Casanova, Adriana Romero, Pietro Lio, and Yoshua Bengio. 2017. Graph attention networks. In *International Conference on Learning Representations (ICLR)*.
- [54] Xiang Wang, Xiangnan He, Meng Wang, Fuli Feng, and Tat-Seng Chua. 2019. Neural graph collaborative filtering. In *Proceedings of the 42nd International ACM SIGIR Conference on Research and Development in Information Retrieval (SIGIR)*. 165–174.
- [55] Xiang Wang, Hongye Jin, An Zhang, Xiangnan He, Tong Xu, and Tat-Seng Chua. 2020. Disentangled graph collaborative filtering. In *Proceedings of the 43rd International ACM SIGIR Conference on Research and Development in Information Retrieval (SIGIR)*. 1001–1010.
- [56] Daqing Wu, Xiao Luo, Zeyu Ma, Chong Chen, Minghua Deng, and Jinwen Ma. 2021. ARGO: Modeling Heterogeneity in E-commerce Recommendation.. In *Proceedings of the International Joint Conference on Neural Networks*.
- [57] Lianghao Xia, Chao Huang, Yong Xu, Peng Dai, Bo Zhang, and Liefeng Bo. 2020. Multiplex behavioral relation learning for recommendation via memory augmented transformer network. In *Proceedings of the 43rd International ACM SIGIR*

- Conference on Research and Development in Information Retrieval (SIGIR)*. 2397–2406.
- [58] Lin Xiao, Zhang Min, Zhang Yongfeng, Liu Yiqun, and Ma Shaoping. 2017. Learning and transferring social and item visibilities for personalized recommendation. In *Proceedings of the 2017 ACM on Conference on Information and Knowledge Management*. 337–346.
 - [59] Ruobing Xie, Cheng Ling, Yalong Wang, Rui Wang, Feng Xia, and Leyu Lin. 2020. Deep Feedback Network for Recommendation. In *Proceedings of the International Joint Conferences on Artificial Intelligence (IJCAI)*. 2519–2525.
 - [60] Xin Xin, Fajie Yuan, Xiangnan He, and Joemon M Jose. 2018. Batch is not heavy: Learning word representations from all samples. In *Proceedings of the 56th Annual Meeting of the Association for Computational Linguistics (ACL)*. 1853–1862.
 - [61] Feng Xue, Xiangnan He, Xiang Wang, Jiandong Xu, Kai Liu, and Richang Hong. 2019. Deep item-based collaborative filtering for top-n recommendation. *ACM Transactions on Information Systems (TOIS)* 37, 3 (2019), 1–25.
 - [62] Hong-Jian Xue, Xinyu Dai, Jianbing Zhang, Shujian Huang, and Jiajun Chen. 2017. Deep Matrix Factorization Models for Recommender Systems.. In *Proceedings of the International Joint Conferences on Artificial Intelligence (IJCAI)*, Vol. 17. 3203–3209.
 - [63] Wenhui Yu and Zheng Qin. 2020. Sampler Design for Implicit Feedback Data by Noisy-label Robust Learning. In *Proceedings of the 43rd International ACM SIGIR Conference on Research and Development in Information Retrieval (SIGIR)*. 861–870.
 - [64] Fajie Yuan, Xin Xin, Xiangnan He, Guibing Guo, Weinan Zhang, Chua Tat-Seng, and Joemon M Jose. 2018. fbgd: Learning embeddings from positive unlabeled data with bgd. In *Proceedings of the Conference on Uncertainty in Artificial Intelligence (UAI)*.
 - [65] Jiani Zhang, Xingjian Shi, Shenglin Zhao, and Irwin King. 2019. Star-gcn: Stacked and reconstructed graph convolutional networks for recommender systems. In *Proceedings of the International Joint Conferences on Artificial Intelligence (IJCAI)*.
 - [66] Shuai Zhang, Lina Yao, Lucas Vinh Tran, Aston Zhang, and Yi Tay. 2019. Quaternion Collaborative Filtering for Recommendation. In *Proceedings of the International Joint Conferences on Artificial Intelligence (IJCAI)*. 4313–4319.
 - [67] Zhe Zhao, Zhiyuan Cheng, Lichan Hong, and Ed H Chi. 2015. Improving user topic interest profiles by behavior factorization. In *Proceedings of the World Wide Web Conference (WWW)*. 1406–1416.
 - [68] Meizi Zhou, Zhuoye Ding, Jiliang Tang, and Dawei Yin. 2018. Micro behaviors: A new perspective in e-commerce recommender systems. In *Proceedings of the ACM International Conference on Web Search and Data Mining (WSDM)*. 727–735.
 - [69] Xiao Zhou, Danyang Liu, Jianxun Lian, and Xing Xie. 2019. Collaborative Metric Learning with Memory Network for Multi-Relational Recommender Systems. In *Proceedings of the International Joint Conferences on Artificial Intelligence (IJCAI)*. 4454–4460.
 - [70] Hongmin Zhu, Fuli Feng, Xiangnan He, Xiang Wang, Yan Li, Kai Zheng, and Yongdong Zhang. 2020. Bilinear graph neural network with neighbor interactions. In *Proceedings of the International Joint Conferences on Artificial Intelligence (IJCAI)*.
 - [71] Han Zhu, Xiang Li, Pengye Zhang, Guozheng Li, Jie He, Han Li, and Kun Gai. 2018. Learning tree-based deep model for recommender systems. In *Proceedings of the 24th ACM SIGKDD International Conference on Knowledge Discovery & Data Mining*. 1079–1088.