

A tutorial on reproducing a predefined autocovariance function through AR models

May 14, 2022

Cristobal Gallego-Castillo^{1,*}, Alvaro Cuerva-Tejero¹, Mohanad Elagamy¹,
Oscar Lopez-Garcia¹, Sergio Avila-Sanchez¹

¹DAVE (ETSIAE), Universidad Politécnica de Madrid. Pza. Cardenal Cisneros, 3, 28040, Madrid

*Corresponding author: Cristobal Gallego-Castillo (email: cristobaljose.gallego@upm.es)

Abstract

Sequential methods for synthetic realisation of random processes have a number of advantages as compared with spectral methods. In this article, the determination of optimal autoregressive (AR) models for reproducing a predefined target autocovariance function of a random process is addressed. To this end, a general formulation of the problem is developed. This formulation is linear and generalises the well-known Yule-Walker (YW) equations and a recent approach based on restricted AR models (Krenk approach). Two main features characterise the introduced formulation: (i) flexibility in the choice for the autocovariance equations employed in the model determination, and (ii) flexibility in the definition of the AR model scheme. Both features were exploited by a genetic algorithm to obtain optimal AR models for the particular case of synthetic generation of homogeneous stationary isotropic turbulence time series. The obtained models improved those obtained with the YW and Krenk approaches for the same model parsimony in terms of the global fitting of the target autocovariance function. The formulation for the one-dimensional multivariate case was also presented, highlighting the causes behind some computational bottlenecks.

keywords: stochastic processes · numerical generation · autoregressive models · autocovariance function · turbulence

1 Introduction

The synthetic realisation of a random process (or, simply, the numerical generation of a random process) refers to the computational generation of time/space series that reliably simulate the random behaviour of a dynamical system. In this context, reliability means that the obtained time/space series reproduce sufficiently well a number of statistical features defined beforehand, like time/space covariances and cross spectra.

Numerical generation has been employed in numerous scientific and engineering problems over decades, such as the simulation of earthquake ground motions [1, 2, 3], ocean waves [4, 5, 6], atmospheric variables (mainly wind velocity fluctuations [7, 8, 9, 10, 11, 12, 13, 14, 15], but also pressure [7]), and random vibration systems in the context of structural system identification. [16, 17, 18, 19].

While many of the aforementioned real-life processes are non-stationary and/or non-homogeneous, stationarity and homogeneity are usually assumed for convenience. In some cases, the obtained algorithms have served as a basis for the development of strategies orientated to non-stationary random processes, as in the case of the evolutionary spectra, see the seminal paper [3].

There are different types of numerical generation approaches. Although an agreed classification based on common names for the different models lacks, see [20, 21], two families, referred to as spectral and

sequential methods, are usually identified. Spectral methods are based on strategies like harmonic superposition and the inverse Fast Fourier Transform (FFT) [22, 23]. As input, information regarding the spectral characterisation of the random process is required, for example, in the form of predefined target cross power spectral density (CPSD) functions, coherence functions, etc. The main limitations of spectral methods are related to the fact that the process realisation needs to be synthesised in the whole time/space domain at once, which translates into high computational requirements for long-duration/long-distance multivariate and/or multi-dimensional processes [13].

Sequential methods, also referred to as digital filters, are usually based on time series linear models, such as autoregressive (AR) and Moving Average (MA) models, or a combination of both (ARMA), and their multivariate version (VAR, VMA and VARMA, respectively). Compared to spectral methods, sequential methods are less intensive in computational requirements during the synthesis, as only the model coefficients need to be stored. In addition, synthesis is a sequential process that can be stopped at a desired length of the time series, and restarted later to lengthen the simulation. However, the determination of the model coefficients may demand high computational memory for multi-dimensional and/or multivariate problems. Model coefficients can be derived from a predefined target covariance function defined in time and/or space¹, though some approaches introduce spectral information as input as well, see [4, 5]. Another advantage of sequential methods, is that AR, MA and ARMA models have theoretical expressions of their autocovariance and PSD functions, that can be computed directly from the model coefficients. This fact allows comparing directly the target autocovariance function with the model theoretical autocovariance function to assess the reliability of the model in reproducing the desired statistical information, while this comparison for the spectral methods is based on sample functions estimated from a finite number of finite-length realisations, subjected to aliasing and leakage effects. It is remarked that, in the context of stationary random processes, both spectral and sequential methods can be applied regardless the form of the input information, since the power spectrum and the autocovariance function are Fourier pairs, thus they are two forms of providing the same information. However, going from a PSD to an autocovariance function (and viceversa), except for particular cases that admit a theoretical formulation, requires numerical implementations of the corresponding Fourier transform. For this reason, spectral methods are usually applied to problems where the input information is provided in the frequency domain, while time domain descriptions of a random process represent natural inputs for sequential methods.

This tutorial is focused on the determination of AR models to optimally reproduce a predefined target autocovariance function. Indeed, *optimal* is a notion that needs to be clearly defined, as it will be discussed in Section 5. To frame the problem, consider a one-dimensional univariate discrete random process, $\{z_t(\alpha)\}$, where $t \in \mathbb{N}$ is a time index and $\alpha \in \mathbb{N}$ is the index of the realisation. Thus, $z_{t_i}(\alpha)$ is a random variable associated to time index t_i , and $\{z_t(\alpha_j)\}$ is a time series corresponding to the α_j -th realisation of the random process. To simplify notation, the realisation index α will be omitted, so that $\{z_t\}$ will be used to refer a time series for a generic realisation α , and z_t to refer the random variable associated to time t . In addition, the random process is assumed to be gaussian, stationary and zero-mean.

The general formulation of an AR model of order p , $\text{AR}(p)$, is as follows:

$$z_t = \sum_{i=1}^p \varphi_i z_{t-i} + \sigma \varepsilon_t, \quad (1)$$

where φ_i for $i = 1, \dots, p$ are the regression coefficients of the AR model, and $\sigma \varepsilon_t$ represents the random term; ε_t is a sequence of independent and identically distributed (iid) random variables with zero mean and unit variance, and σ , here referred to as the noise coefficient, scales the variance of the random term, given by $\text{Var}[\sigma \varepsilon_t] = \sigma^2$. Thus, the $\text{AR}(p)$ model has $p+1$ parameters, comprising p regression coefficients and one noise coefficient.

Figure 1 illustrates the different elements involved in the synthetic generation of a random process with an AR model (also valid for MA and ARMA models). γ_l^T is the target autocovariance function, which depends only on the time lag l under the assumption of stationarity (the formal definition of the autocovariance function is provided in Section 2). In some applications, γ_l^T is derived from mathematical models and admits a mathematical expression, but in real-life problems it usually has to be estimated from observations. Step (1) represents the determination of the AR coefficients from γ_l^T ; this step requires a methodology and a choice for the model order, p . γ_l^{AR} is the theoretical autocovariance function, and it can be computed directly from the AR model coefficients, step (2) in the figure. Step (3) represents the synthesis of the random process through the AR model. By using a sequence of random values as inputs, $\{\varepsilon_t\}$, the AR model can be employed to generate realisations of the process in the form of time

¹For simplicity, we will refer only to univariate time series from here on, unless stated otherwise

series. γ_l^α denotes the sample autocovariance function computed for realisation α . Averaging N sample autocovariance functions yields the ensemble autocovariance function, γ_l^E . γ_l^E converges to γ_l^{AR} when $N \rightarrow \infty$. Thus, the objective in step (1) is to define a methodology that yields an AR model with a theoretical autocovariance function, γ_l^{AR} , that optimally reproduces the target, γ_l^T ; this can be verified without the need for generating a large number of realisations N to compute γ_l^E .

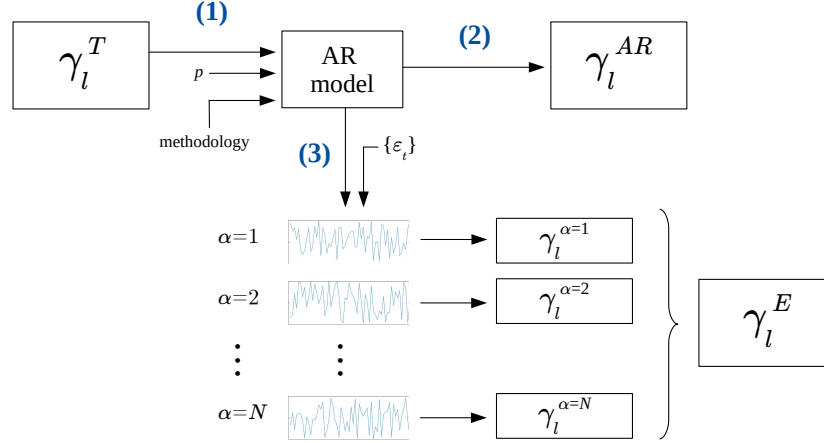


Figure 1: Scheme with the different elements involved in the synthetic generation of a random process with an AR model.

Regarding the methodologies to obtain the $AR(p)$ model parameters, the vast majority of works make use of the Yule-Walker (YW) equations [4, 5, 7, 24], which establish relationships between the $p + 1$ AR parameters and the $p + 1$ first autocovariance terms, from $l = 0$ to $l = p$. These relationships arise simply from applying the definition of the autocovariance function for time lags from 0 to p . In the context of this work, these expressions are referred to as autocovariance equations for time lags from 0 to p . It will be shown that this approach leads to a perfect match of the first $p + 1$ terms of the target autocovariance function, although there exists no means to improve the matching between the target and the theoretical AR autocovariance functions for lags larger than p . This fact is problematic for processes with high inertia (i.e. large integral time scale) or situations in which small sampling times of the time series are employed, because large values of the model order p are required to guarantee the matching of the target autocovariance function in a sufficiently wide range of time lags, reducing model parsimony and increasing the computational cost to determine the model coefficients [5]. Model parsimony refers to achieving a certain model performance with the lowest number of model parameters, and is considered a key feature in time series modelling [25]. A proposal to preserve model parsimony is to use ARMA models [18, 24]. Several methodologies have been developed, typically based on a multi-stage approaches to build the ARMA model by combining an $AR(p)$ model previously defined with a $MA(q)$ component. However, the potential of these approaches may be limited because MA processes show non-zero autocovariance only in the first $q + 1$ terms, see for example [26]. Thus, the improvement of the matching between target and the theoretical autocovariance functions for large time lags could be conditioned to considering high q values.

In a recent paper [15], an interesting proposal based on AR models only with regression coefficients at certain time lags was introduced for the synthetic generation of turbulent wind fields. In particular AR schemes with regression coefficients only for time lags 2^k , $k = 0, 1, 2, \dots$ were considered. In econometrics, such models are usually referred to as *restricted* AR models [27], because they can be seen as a particular case of an $AR(p)$ model for which some of the regression coefficients are imposed to be zero.² Thus, the actual number of regression coefficients is lower than the AR order, and the capacity of matching exactly the first $p + 1$ terms of the target autocovariance function is lost. However, the trade-off between model parsimony and target autocovariance function reproducibility for a wide range of lags was improved. The main limitation of that work is that the exponential scheme of the model (i.e. considering regression coefficients only for time lags 2^k , $k = 0, 1, 2, \dots$) was assumed to be reasonably good for the considered

²In line with the literature, AR models refer to *unrestricted* AR models, unless stated otherwise.

problem, and no further discussion is provided concerning the impact of other model schemes on the results. In what follows, the methodology presented in [15] will be referred to as the Krenk approach.

Within this context, this article introduces a general formulation to determine the parameters of a restricted AR model from a predefined target autocovariance function. Both the YW approach and the Krenk approach represent particular cases of the presented formulation. The described approach requires a reduced number of input parameters related to the model scheme and the employed autocovariance equations. An optimisation procedure based on genetic algorithms is applied to obtain AR models that reproduce the target autocovariance function more accurately than the YW and Krenk approaches for the same model parsimony. The contributions of this tutorial are as follows:

- The Yule-Walker approach to obtain an $\text{AR}(p)$ model from a target autocovariance function is described, showing that the perfect matching of the first $p + 1$ terms of the target autocovariance function is a consequence of selecting a set of autocovariance equations for time lags from 0 to p .
- We show that using autocovariance equations for time lags larger than p may improve the matching of the target autocovariance function for lags beyond the model order.
- The Krenk approach introduced in [15] is generalised in the context of restricted AR models, allowing generic AR schemes rather than the exponential scheme considered in that work.
- A genetic algorithm is combined with a general formulation of the problem in order to obtain optimal AR models. The considered application is based on a stationary, homogeneous and isotropic (SHI) turbulence model. Results are compared to those obtained with the YW approach and the Krenk approach.
- The introduced general formulation is extended to the multivariate case. This leads to some computational bottlenecks, that are highlighted.

The article is organised as follows. Section 2 describes the relationships between the parameters of an AR model and its theoretical autocovariance function, emphasising the impact of the selected autocovariance equations on the matching of the target autocovariance function. The case of restricted AR models is addressed in Section 3, where the focus is placed on the role of the model scheme. The general formulation for the determination of a restricted AR model from a predefined target autocovariance function is introduced in Section 4. Section 5 contains the optimisation exercise based on genetic algorithms. The generalisation of the problem to the multivariate case is briefly described in Section 6. The paper ends with the main conclusions gathered in Section 7.

2 The autocovariance equations of an AR model

In time series analysis, the covariance between two random variables z_{t_1} and z_{t_2} is usually denoted by γ_{t_1, t_2} . Under the assumption of stationarity, the autocovariance depends only on the time lag, $l = t_1 - t_2$, and is referred to as autocovariance function:

$$\gamma_l = \text{Cov}[z_t, z_{t-l}] = \text{E}[z_t z_{t-l}]. \quad (2)$$

Note that the autocovariance function is symmetric, i.e. $\gamma_{-l} = \gamma_l$. Note also that, since the random term in (1) is independent, there is no dependency between the random term at time t , $\sigma \varepsilon_t$, and previous values of the process, z_{t-l} for $l > 0$. Indeed, the following expression can be demonstrated [26]:

$$\text{E}[(\sigma \varepsilon_t) z_{t-l}] = \begin{cases} \sigma^2 & \text{for } l = 0 \\ 0 & \text{for } l > 0 \end{cases}. \quad (3)$$

Given these considerations, Equation (2) together with (1) and (3) provide a means to generate analytical expressions that relate the autocovariance function for different time lags and the AR model parameters. As mentioned above, these expressions are here referred to as autocovariance equations. The autocovariance equation for lag $l = 0$ is:

$$\gamma_0 = \text{Cov}[z_t, z_t] = \text{E}[z_t z_t] = \text{E}\left[\left(\sum_{i=1}^p \varphi_i z_{t-i} + \sigma \varepsilon_t\right) z_t\right] = \sum_{i=1}^p \varphi_i \gamma_{-i} + \sigma^2. \quad (4)$$

The autocovariance equation for a generic positive time lag l is:

$$\gamma_l = \text{Cov}[z_t, z_{t-l}] = E[z_t z_{t-l}] = E\left[\left(\sum_{i=1}^p \varphi_i z_{t-i} + \sigma \varepsilon_t\right) z_{t-l}\right] = \sum_{i=1}^p \varphi_i \gamma_{l-i}. \quad (5)$$

Note that Equation (4) is the only one among all the autocovariance equations that includes the noise coefficient, σ . Actually, this equation defines the relationship between the variance of the AR process, γ_0 , and the variance of the random term, σ^2 .

Equations (4) and (5) are the basis for computing the theoretical autocovariance function of a given AR model, addressed in Section 2.1, and for obtaining an AR model parameters from a predefined target autocovariance function, see Section 2.2.

2.1 Computing the theoretical autocovariance function of an AR model

The objective of this section is to compute the first $n+1$ terms of the theoretical autocovariance function of an AR(p) model, $\gamma_0^{AR}, \gamma_1^{AR}, \dots, \gamma_n^{AR}$, assuming that the AR parameters, φ_i for $i = 1, \dots, p$ and σ , are known.

Without loss of generality, the case of an AR(2) model is considered. The following expression represents the autocovariance equations for lags from $l = 0$ to $l = n$, see equations (4) and (5), in the form of a matrix equation, where the autocovariance terms have been gathered together into the independent vector.

$$\begin{aligned} l=0: & \begin{pmatrix} -\varphi_2 & -\varphi_1 & 1 & 0 & 0 & 0 & \dots & 0 \end{pmatrix} \\ l=1: & \begin{pmatrix} 0 & -\varphi_2 & -\varphi_1 & 1 & 0 & 0 & \dots & 0 \end{pmatrix} \\ l=2: & \begin{pmatrix} 0 & 0 & -\varphi_2 & -\varphi_1 & 1 & 0 & \dots & 0 \end{pmatrix} \\ l=3: & \begin{pmatrix} 0 & 0 & 0 & -\varphi_2 & -\varphi_1 & 1 & \dots & 0 \end{pmatrix} \\ \vdots & \vdots \\ l=n: & \begin{pmatrix} 0 & 0 & 0 & 0 & 0 & 0 & \dots & 1 \end{pmatrix} \end{aligned} \begin{pmatrix} \gamma_{-2} \\ \gamma_{-1} \\ \gamma_0 \\ \gamma_1 \\ \gamma_2 \\ \gamma_3 \\ \vdots \\ \gamma_n \end{pmatrix} = \begin{pmatrix} \sigma^2 \\ 0 \\ 0 \\ 0 \\ 0 \\ \vdots \\ 0 \end{pmatrix}. \quad (6)$$

Equation (6) represents a linear system of $n+1$ equations with $n+3$ unknowns.³ However, by applying symmetry in the autocovariance function, $\gamma_{-l} = \gamma_l$, it is possible to remove terms γ_{-1} and γ_{-2} from the independent vector. This allows one expressing the system of equations (6) with as many equations as unknowns:

$$\begin{aligned} l=0: & \begin{pmatrix} 1 & -\varphi_1 & -\varphi_2 & 0 & \dots & 0 \end{pmatrix} \\ l=1: & \begin{pmatrix} -\varphi_1 & 1-\varphi_2 & 0 & 0 & \dots & 0 \end{pmatrix} \\ l=2: & \begin{pmatrix} -\varphi_2 & -\varphi_1 & 1 & 0 & \dots & 0 \end{pmatrix} \\ l=3: & \begin{pmatrix} 0 & -\varphi_2 & -\varphi_1 & 1 & \dots & 0 \end{pmatrix} \\ \vdots & \vdots \\ l=n: & \begin{pmatrix} 0 & 0 & 0 & 0 & \dots & 1 \end{pmatrix} \end{aligned} \begin{pmatrix} \gamma_0 \\ \gamma_1 \\ \gamma_2 \\ \gamma_3 \\ \vdots \\ \gamma_n \end{pmatrix} = \begin{pmatrix} \sigma^2 \\ 0 \\ 0 \\ 0 \\ \vdots \\ 0 \end{pmatrix}. \quad (7)$$

From that, the following expression for the theoretical autocovariance function of the AR(2) model is readily obtained:

$$\begin{pmatrix} \gamma_0^{AR} \\ \gamma_1^{AR} \\ \gamma_2^{AR} \\ \gamma_3^{AR} \\ \vdots \\ \gamma_n^{AR} \end{pmatrix} = \begin{pmatrix} 1 & -\varphi_1 & -\varphi_2 & 0 & \dots & 0 \\ -\varphi_1 & 1-\varphi_2 & 0 & 0 & \dots & 0 \\ -\varphi_2 & -\varphi_1 & 1 & 0 & \dots & 0 \\ 0 & -\varphi_2 & -\varphi_1 & 1 & \dots & 0 \\ \vdots & \vdots & \vdots & \vdots & \ddots & \vdots \\ 0 & 0 & 0 & 0 & \dots & 1 \end{pmatrix}^{-1} \begin{pmatrix} \sigma^2 \\ 0 \\ 0 \\ 0 \\ \vdots \\ 0 \end{pmatrix}. \quad (8)$$

Equation (8) can be employed to obtain an arbitrary number n of terms of γ_l^{AR} . Increasing n comes at the expense of increasing the dimension of the matrix to be inverted, thus, the computational memory requirements. An alternative approach for computational alleviation consists in solving first the subsystem given by the $p+1$ first autocovariance equations in order to obtain $\gamma_0^{AR}, \dots, \gamma_p^{AR}$,

³ In the general case of an AR(p) model, $n+1$ equations with $n+p+1$ unknowns.

$$\begin{pmatrix} \gamma_0^{AR} \\ \gamma_1^{AR} \\ \gamma_2^{AR} \end{pmatrix} = \begin{pmatrix} 1 & -\varphi_1 & -\varphi_2 \\ -\varphi_1 & 1-\varphi_2 & 0 \\ -\varphi_2 & -\varphi_1 & 1 \end{pmatrix}^{-1} \begin{pmatrix} \sigma^2 \\ 0 \\ 0 \end{pmatrix}, \quad (9)$$

and then to compute recursively γ_l^{AR} for $l > p$ through Equation (5). The counterpart of this approach is that the accumulation of rounding errors may lead to inaccurate estimations of γ_l^{AR} for large l values.

As an example, Figure 2 shows γ_l^{AR} for an AR(2) model given by $\varphi_1 = 1.2$, $\varphi_2 = -0.3$ and $\sigma = 0.5$, computed for lags up to $l = 20$.

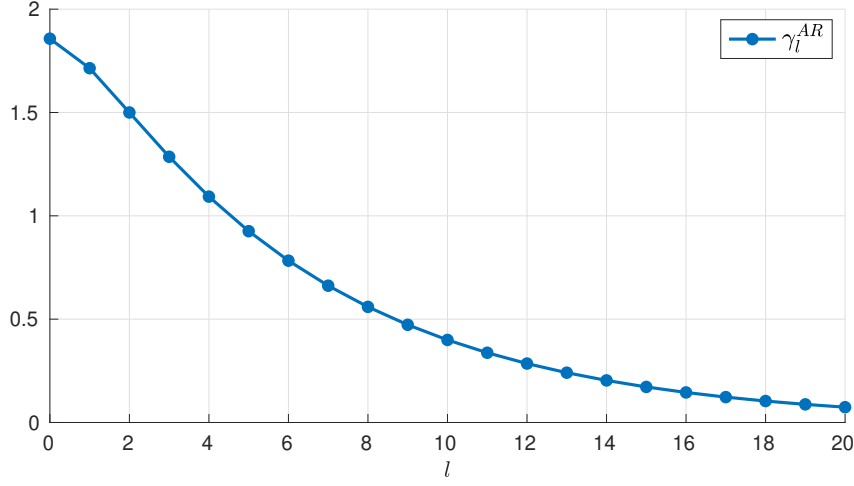


Figure 2: Theoretical autocovariance function of a predefined AR(2) model, $\varphi_1 = 1.2$, $\varphi_2 = -0.3$ and $\sigma = 0.5$.

2.2 Computing the AR model parameters from a predefined target autocovariance function

The objective of this section is to compute the parameters of an AR model from a predefined target autocovariance function, γ_l^T , assuming that the target is available for any time lag l . It will be shown that only a limited number of values of γ_l^T are required, depending on the employed autocovariance equations.

The $p + 1$ model parameters, $\varphi_1, \varphi_2, \dots, \varphi_p$ and σ , are computed from $p + 1$ autocovariance equations. The traditional approach to this problem considers the autocovariance equations for lags $l = 0, 1, \dots, p$, which leads to the Yule-Walker (YW) equations. For this reason, this approach is here referred to as the YW approach. For illustrative purposes, consider the case of an AR(3) model, note that symmetry in the autocovariance function has already been applied:

$$\begin{aligned} l = 0: \quad & \gamma_0 = \varphi_1 \gamma_1 + \varphi_2 \gamma_2 + \varphi_3 \gamma_3 + \sigma^2, \\ l = 1: \quad & \gamma_1 = \varphi_1 \gamma_0 + \varphi_2 \gamma_1 + \varphi_3 \gamma_2, \\ l = 2: \quad & \gamma_2 = \varphi_1 \gamma_1 + \varphi_2 \gamma_0 + \varphi_3 \gamma_1, \\ l = 3: \quad & \gamma_3 = \varphi_1 \gamma_2 + \varphi_2 \gamma_1 + \varphi_3 \gamma_0. \end{aligned} \quad (10)$$

Equation (10) can be written in matrix form as:

$$\begin{pmatrix} \gamma_0 \\ \gamma_1 \\ \gamma_2 \\ \gamma_3 \end{pmatrix} = \begin{pmatrix} 1 & \gamma_1 & \gamma_2 & \gamma_3 \\ 0 & \gamma_0 & \gamma_1 & \gamma_2 \\ 0 & \gamma_1 & \gamma_0 & \gamma_1 \\ 0 & \gamma_2 & \gamma_1 & \gamma_0 \end{pmatrix} \begin{pmatrix} \sigma^2 \\ \varphi_1 \\ \varphi_2 \\ \varphi_3 \end{pmatrix}. \quad (11)$$

By replacing in (11) the autocovariance terms γ_i by the corresponding target values, γ_i^T , the four AR model parameters are obtained from $\gamma_0^T, \dots, \gamma_3^T$:

$$\begin{pmatrix} \sigma^2 \\ \varphi_1 \\ \varphi_2 \\ \varphi_3 \end{pmatrix} = \begin{pmatrix} 1 & \gamma_1^T & \gamma_2^T & \gamma_3^T \\ 0 & \gamma_0^T & \gamma_1^T & \gamma_2^T \\ 0 & \gamma_1^T & \gamma_0^T & \gamma_1^T \\ 0 & \gamma_2^T & \gamma_1^T & \gamma_0^T \end{pmatrix}^{-1} \begin{pmatrix} \gamma_0^T \\ \gamma_1^T \\ \gamma_2^T \\ \gamma_3^T \end{pmatrix}. \quad (12)$$

A key consequence of employing the autocovariance equations for lags $l = 0, \dots, 3$ is that number of model parameters and the number of required γ_l^T values is the same, which leads to an AR(3) model with a theoretical autocovariance function that matches exactly the employed target values. This conclusion can be extended for an AR(p) and the first $p + 1$ terms of the target autocovariance function.

As an example, the following AR(3) model has been obtained for the target autocovariance function described in Appendix A:

$$z_t = 0.663 z_{t-1} + 0.099 z_{t-2} + 0.044 z_{t-3} + 0.636 \varepsilon_t. \quad (13)$$

The theoretical autocovariance function of the obtained AR model, γ_τ^{AR} , and the target autocovariance function, γ_τ^T , are shown in Figure 3. The four target values employed during the model determination have been highlighted. Note that the theoretical autocovariance function of the AR(3) model matches exactly the employed target autocovariance values, but increasing differences with the target are observed for larger lags.

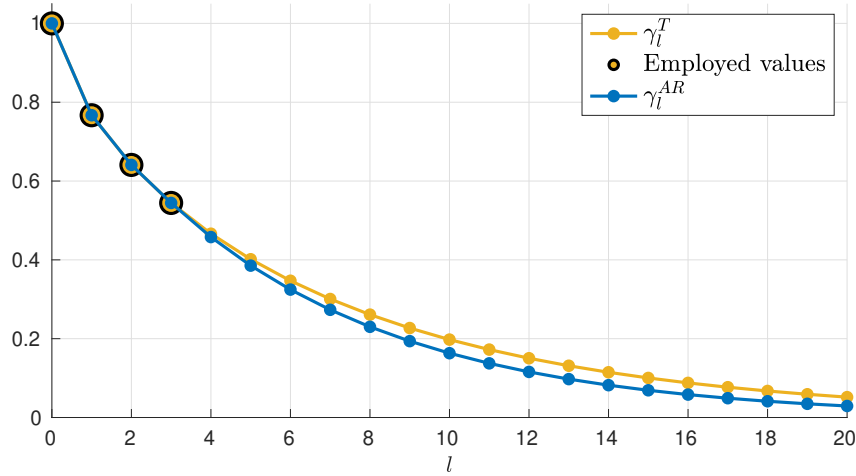


Figure 3: Autocovariance function of an AR(3) model and target autocovariance function. The AR model was obtained by considering the autocovariance equations for lags $l = 0, 1, 2, 3$. The employed values of the target autocovariance function are highlighted.

Note also the following comments:

- (i) The AR model determination involves a matrix inversion. Care should be taken with issues related to ill-conditioned matrices, that may arise from some target autocovariance functions defined arbitrarily. For example, target values $\gamma_0^T = 1$, $\gamma_1^T = 0.5$ and $\gamma_2^T = -0.5$ lead to a non-invertible matrix in (12), regardless the value of γ_3^T .
- (ii) While the autocovariance function of the obtained AR model reproduces exactly γ_l^T for $l = 0, \dots, p$, no constraints have been imposed on the autocovariance function for larger time lags $l > p$. This implies that there is no means to improve the matching between γ_l^{AR} and γ_l^T for time lags larger than p .

The last comment leads to an important question: is it possible to introduce information of γ_l^T for time lags larger than the AR model order in the determination of the model parameters? If so, that would provide a means to obtain AR(p) models for which there exists some control on γ_l^{AR} for $l > p$, potentially improving the trade-off between model parsimony and matching between target and theoretical autocovariance function, as compared to the YW approach. To address this question, autocovariance equations for time lags larger than p could be considered. Let us define vector $\mathbf{l} = [l_1, l_2, \dots, l_N]$ with the N positive lags corresponding to the autocovariance equations employed in the model determination. By

default, the autocovariance equation for $l = 0$ is always required to determine the noise parameter, σ . For this reason, only positive lags are specified in vector \mathbf{l} . Note also that N must be equal to the number of model regression coefficients, p . As an example, consider the set of autocovariance equations obtained with $\mathbf{l} = [1, 2, 5]$ for an AR(3) model:

$$\begin{aligned} l = 0 : \quad & \gamma_0 = \varphi_1 \gamma_1 + \varphi_2 \gamma_2 + \varphi_3 \gamma_3 + \sigma^2 \\ l = 1 : \quad & \gamma_1 = \varphi_1 \gamma_0 + \varphi_2 \gamma_1 + \varphi_3 \gamma_2 \\ l = 2 : \quad & \gamma_2 = \varphi_1 \gamma_1 + \varphi_2 \gamma_0 + \varphi_3 \gamma_1 \\ l = 5 : \quad & \gamma_5 = \varphi_1 \gamma_4 + \varphi_2 \gamma_3 + \varphi_3 \gamma_2. \end{aligned} \tag{14}$$

Now, the AR model parameters are given by:

$$\begin{pmatrix} \sigma^2 \\ \varphi_1 \\ \varphi_2 \\ \varphi_3 \end{pmatrix} = \begin{pmatrix} 1 & \gamma_1^T & \gamma_2^T & \gamma_3^T \\ 0 & \gamma_0^T & \gamma_1^T & \gamma_2^T \\ 0 & \gamma_1^T & \gamma_0^T & \gamma_1^T \\ 0 & \gamma_4^T & \gamma_3^T & \gamma_2^T \end{pmatrix}^{-1} \begin{pmatrix} \gamma_0^T \\ \gamma_1^T \\ \gamma_2^T \\ \gamma_5^T \end{pmatrix}. \tag{15}$$

Equation (15) reveals that, in this case, the four AR model parameters are computed from six terms of the target autocovariance function, from γ_0^T to γ_5^T . For the particular case of the target autocovariance function described in Appendix A, the obtained AR(3) model is:

$$z_t = 0.657 z_{t-1} + 0.066 z_{t-2} + 0.092 z_{t-3} + 0.635 \varepsilon_t, \tag{16}$$

which differs notably from the model obtained with the YW approach, see (13). Figure 4 shows the target and the theoretical autocovariance functions, γ_l^T and γ_l^{AR} , respectively. It can be seen that γ_l^{AR} does not match exactly γ_l^T for any time lag. However, a visual comparison with Figure 3 reveals that the global matching is improved.

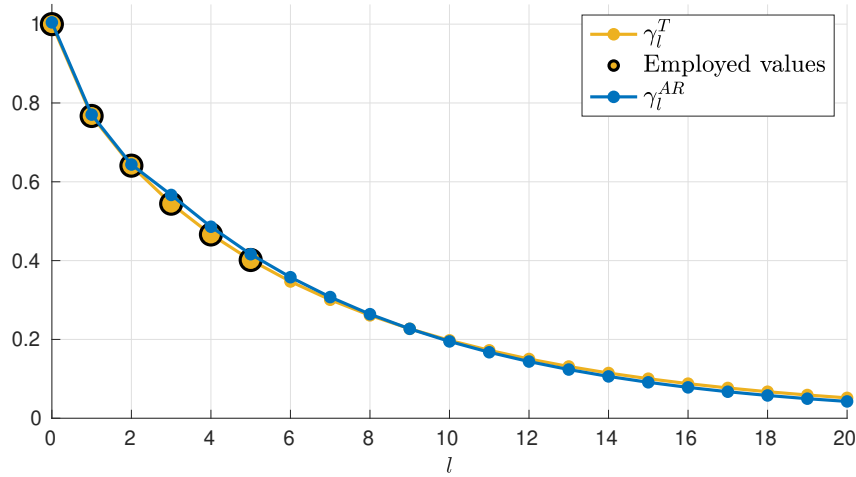


Figure 4: Autocovariance function of an AR(3) model and target autocovariance function. The AR model was obtained by considering the autocovariance equations for lags $l = 0$ and $\mathbf{l} = [1, 2, 5]$. The employed values of the target autocovariance function are highlighted.

From this analysis, it can be concluded that, in the determination of the parameters of an AR(p) model, using autocovariance equations for lags larger than p leads to a number of required target terms higher than the number of model parameters. Since the autocovariance equations represent constraints between the AR model parameters and certain terms of the autocovariance function, this inequality makes that γ_l^{AR} does not exactly match the target values employed in the model determination, Equation (15), as it was the case for the YW approach; γ_l^{AR} only fulfils the constraints determined by the selected autocovariance equations. However, given a particular target γ_l^T and a considered AR model order p , optimal decisions on the selected autocovariance equations (defined in vector \mathbf{l}) may lead to AR models that reproduce γ_l^T globally better, as compared with the models obtained with the YW approach, as it

was shown in the previous example. Thus, considering vector \mathbf{l} as an input parameter in the determination of an $\text{AR}(p)$ model introduces flexibility as compared with the assumption $\mathbf{l} = [1, \dots, p]$ that underlies the YW approach, and represents a path for improvement in reproducing a predefined target autocovariance function. To the authors knowledge, this strategy has not been addressed previously in the literature.

3 The autocovariance equations of a restricted AR model

In a restricted AR model not all the regression coefficients from φ_1 to φ_p are considered. Let us define vector $\mathbf{j} = [j_1, j_2, \dots, j_N]$, with $N < p$, containing the lags of the regression terms included in the model. The AR order is given by the regression term with the highest lag, i.e. $p \equiv j_N$. Note that N represents the number of regression coefficients of the model. In order to distinguish between restricted and unrestricted AR models, the following notation will be employed for restricted AR models:

$$z_t = \sum_{i=1}^N a_{j_i} z_{t-j_i} + b \varepsilon_t, \quad (17)$$

A restricted $\text{AR}(p, \mathbf{j})$ model can be seen as a particular case of an $\text{AR}(p)$ model for which:

$$\varphi_h = \begin{cases} a_h, & \text{for } h \in \mathbf{j} \\ 0, & \text{for } h \notin \mathbf{j} \end{cases}, \quad h = 1, \dots, p. \quad (18)$$

and

$$\sigma = b. \quad (19)$$

But note also that an $\text{AR}(p)$ can be seen as a particular case of a restricted $\text{AR}(p, \mathbf{j})$ model for which:

$$\mathbf{j} = [1, 2, 3, \dots, p], \quad (20)$$

assuming that the constraint $N < p$ is relaxed.

The autocovariance equations of a restricted $\text{AR}(p, \mathbf{j})$ process can be readily obtained by combining the autocovariance equations of the corresponding unrestricted $\text{AR}(p)$ model, see Section 2, with equations (18) and (19):

$$\gamma_0 = \sum_{i=1}^N a_{j_i} \gamma_{-j_i} + b^2, \quad (21)$$

$$\gamma_l = \sum_{i=1}^N a_{j_i} \gamma_{l-j_i}. \quad (22)$$

3.1 Computing the theoretical autocovariance function of a restricted AR model

The problem of computing γ_l^{AR} for a restricted $\text{AR}(p, \mathbf{j})$ model can be readily addressed by applying the procedure described in Section 2.1 together with eqs. (18) and (19). As an example, Figure 5 shows γ_l^{AR} for an $\text{AR}(5, [1, 2, 5])$ model given by $a_1 = 1.2$, $a_2 = -0.5$, $a_5 = 0.1$ and $b = 0.5$, computed for lags up to $l = 20$.

A peculiarity of restricted AR models is that specific model schemes (i.e. specific values of vector \mathbf{j} components) lead to theoretical autocovariance functions with alternating zero and non-zero values. For example, let us consider the model $\text{AR}(3, [3])$:

$$z_t = a_3 z_{t-3} + b \varepsilon_t \quad (23)$$

The values of the autocovariance function γ_l^{AR} up to lag $l = 3$ are provided by the following autocovariance equations:

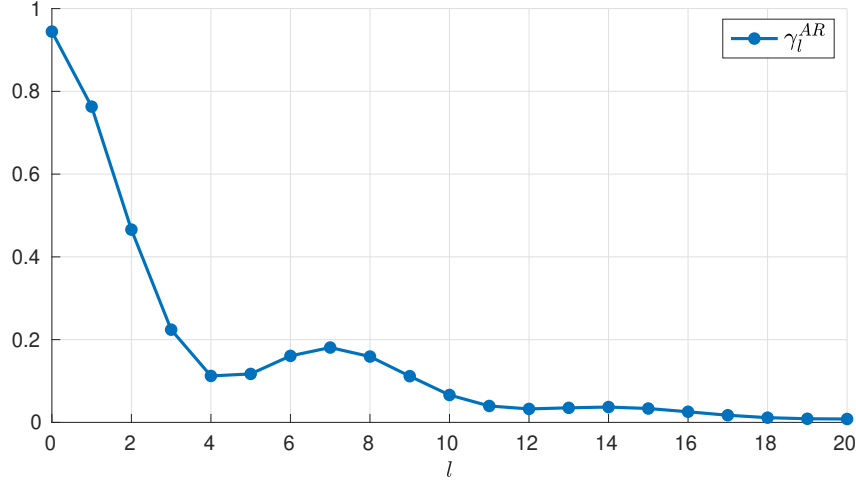


Figure 5: Autocovariance function of a predefined AR(5, [1, 2, 5]) model with $a_1 = 1.2$, $a_2 = -0.5$, $a_5 = 0.1$ and $b = 0.5$.

$$\begin{aligned}
 l = 0 : \quad & \gamma_0 = a_3 \gamma_{-3} + b^2, \\
 l = 1 : \quad & \gamma_1 = a_3 \gamma_{-2}, \\
 l = 2 : \quad & \gamma_2 = a_3 \gamma_{-1}, \\
 l = 3 : \quad & \gamma_3 = a_3 \gamma_0.
 \end{aligned} \tag{24}$$

By applying symmetry to the autocovariance function, the system of equations given in (24) can be expressed as follows:

$$\begin{pmatrix} 1 & 0 & 0 & -a_3 \\ 0 & 1 & -a_3 & 0 \\ 0 & -a_3 & 1 & 0 \\ -a_3 & 0 & 0 & 1 \end{pmatrix} \begin{pmatrix} \gamma_0 \\ \gamma_1 \\ \gamma_2 \\ \gamma_3 \end{pmatrix} = \begin{pmatrix} b^2 \\ 0 \\ 0 \\ 0 \end{pmatrix}. \tag{25}$$

Equation (25) can be divided into two independent subsystems. The first one with equations for lags $l = 0$ and $l = 3$, and the second one for lags for which there are no regression terms, $l = 1$ and $l = 2$. Solving the first subsystem yields:

$$\gamma_0^T = \frac{b^2}{1 - a_3^2}, \text{ and } \gamma_3^T = \frac{b^2}{1 - a_3^2} a_3. \tag{26}$$

Concerning the second subsystem, the only possible solution is:

$$\gamma_1^T = \gamma_2^T = 0.$$

By recursively applying Equation (22), one gets non-zero values for γ_l^{AR} only at lags $l = 3, 6, 9, \dots$. In a general case, a restricted AR(p) model with a single regression term at lag $\mathbf{j} = [p]$ has a theoretical autocovariance function with non-zero values only at lags $l = p$ and its multiples. This particular structure of γ_l^{AR} is also observed for restricted AR models with \mathbf{j} vectors such that j_i is multiple of j_1 for $i > 1$. For example, the theoretical autocovariance function of an AR(6, [2, 4, 6]) model will show non-zero values only at even time lags. Such model schemes are a priori bad candidates for reproducing real-life autocovariance functions that usually fade out to zero in a continuous fashion.

3.2 Computing the parameters of a restricted AR model from a predefined target autocovariance function

In Section 2.2 it was shown that the $p+1$ parameters of an (unrestricted) AR(p) model can be computed to reproduce the first $p+1$ values of a predefined target autocovariance function through the YW approach.

It was also discussed how the exact matching up to lag p could be sacrificed in favour of improving the global matching by employing autocovariance equations for lags larger than p . In this section, restricted AR models are considered as an additional strategy to increase the control on the obtained AR autocovariance function for time lags larger than the number of regression coefficients, N .

Without loss of generality, consider the problem of computing the parameters of a restricted AR model given by $\mathbf{j} = [1, 2, 5]$. Note that the model parsimony is the same than that of the AR(3) model employed in Section 2.2, i.e. $N = 3$, but in this case the model order is $p = 5$. Let us start by considering the autocovariance equations of the corresponding unrestricted AR(5) model, for lags $l = 0, \dots, 5$:

$$\begin{aligned} l = 0 : \quad & \gamma_0 = \varphi_1 \gamma_1 + \varphi_2 \gamma_2 + \varphi_3 \gamma_3 + \varphi_4 \gamma_4 + \varphi_5 \gamma_5 + \sigma^2, \\ l = 1 : \quad & \gamma_1 = \varphi_1 \gamma_0 + \varphi_2 \gamma_1 + \varphi_3 \gamma_2 + \varphi_4 \gamma_3 + \varphi_5 \gamma_4, \\ l = 2 : \quad & \gamma_2 = \varphi_1 \gamma_1 + \varphi_2 \gamma_0 + \varphi_3 \gamma_1 + \varphi_4 \gamma_2 + \varphi_5 \gamma_3, \\ l = 3 : \quad & \gamma_3 = \varphi_1 \gamma_2 + \varphi_2 \gamma_1 + \varphi_3 \gamma_0 + \varphi_4 \gamma_1 + \varphi_5 \gamma_2, \\ l = 4 : \quad & \gamma_4 = \varphi_1 \gamma_3 + \varphi_2 \gamma_2 + \varphi_3 \gamma_1 + \varphi_4 \gamma_0 + \varphi_5 \gamma_1, \\ l = 5 : \quad & \gamma_5 = \varphi_1 \gamma_4 + \varphi_2 \gamma_3 + \varphi_3 \gamma_2 + \varphi_4 \gamma_1 + \varphi_5 \gamma_0. \end{aligned} \tag{27}$$

The system of equations (27) contains six equations, six model parameters ($\sigma, \varphi_1, \dots, \varphi_5$) and six autocovariance terms ($\gamma_0, \gamma_1, \dots, \gamma_5$). Thus, according to the YW approach described in Section 2.2, by introducing the six target autocovariance terms, the system of equations is linear, and provides the six parameters of an AR model whose theoretical autocovariance function matches exactly the imposed target autocovariance values.

Now, consider the restricted model AR(5, [1, 2, 5]), obtained from an AR(5) by imposing $\varphi_3 = 0$ and $\varphi_4 = 0$. Since these two model parameters are no longer unknowns in (27), two possible strategies can be followed to obtain the model parameters ($\varphi_1, \varphi_2, \varphi_5$ and σ) from (27):

1. To select two new unknowns from the set of six autocovariance terms. These two terms will not be replaced by target autocovariance values. This yields a system of equations with six equations and six unknowns (four model parameters and the two selected autocovariance terms).
2. To discard two autocovariance equations, in order to have a system of equations with four equations and four unknowns (the four model parameters).

If the strategy defined in 1 is considered, only four (and not six) values of the target autocovariance function are required. Let us select, with no loss of generality, $\gamma_0, \gamma_1, \gamma_3$ and γ_5 to be replaced by the corresponding target autocovariance values, and consider γ_2 and γ_4 as additional unknowns. In this case, the system of equations (27) yields the six unknowns ($\sigma, \varphi_1, \varphi_2, \varphi_5, \gamma_2$ and γ_4). The drawback of this strategy is that the system of equations becomes non-linear, due to the products between unknowns such as $\varphi_2 \gamma_2$ and $\varphi_5 \gamma_4$ in the first and second equations, respectively. Note that the computational cost may be dramatically increased, specially for AR models with large order p , as the system of equations to be solved maintains the $p + 1$ equations, regardless the number of AR coefficients assigned to zero. The advantage of this strategy is that the obtained restricted AR model has a theoretical autocovariance function that matches exactly the four provided target autocovariance values.

To illustrate this, the restricted AR(5, [1, 2, 5]) model was obtained for the target autocovariance function described in Appendix A:

$$z_t = 0.649 z_{t-1} + 0.138 z_{t-2} + 0.026 z_{t-5} + 0.634 \varepsilon_t. \tag{28}$$

Figure 6 shows the corresponding γ_l^{AR} and γ_l^T functions, showing the exact matching of $\gamma_0^T, \gamma_1^T, \gamma_3^T$ and γ_5^T . An improved global matching of the target autocovariance function with respect to the YW approach for the same model parsimony can be observed, see Figure 3.

The second strategy defined in 2 is actually equivalent to just select as many autocovariance equations as AR parameters, by defining a vector \mathbf{l} . For the considered example, and without loss of generality, the autocovariance equations for lags $l = 0$ and $\mathbf{l} = [1, 4, 5]$ are selected. The resulting system of equations, using the notation for restricted AR models, is:

$$\begin{aligned} l = 0 : \quad & \gamma_0 = a_1 \gamma_1 + a_2 \gamma_2 + a_5 \gamma_5 + b^2, \\ l = 1 : \quad & \gamma_1 = a_1 \gamma_0 + a_2 \gamma_1 + a_5 \gamma_4, \\ l = 4 : \quad & \gamma_4 = a_1 \gamma_3 + a_2 \gamma_2 + a_5 \gamma_1, \\ l = 5 : \quad & \gamma_5 = a_1 \gamma_4 + a_2 \gamma_3 + a_5 \gamma_0. \end{aligned} \tag{29}$$

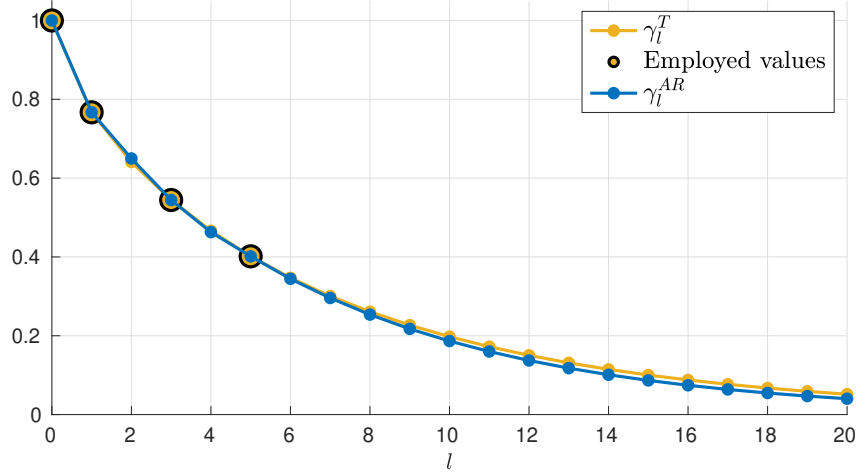


Figure 6: Autocovariance function of an AR(5,[1,2,5]) model and target autocovariance function. The restricted AR model was obtained with the non-linear approach, see text for details. The employed values of the target autocovariance function are highlighted.

The system of equations (29) is linear, and comprises four equations, four unknowns (the model parameters, b^2 , a_1 , a_2 and a_5), and requires six autocovariance terms. By introducing the target autocovariance terms, the model parameters are given by:

$$\begin{pmatrix} b^2 \\ a_1 \\ a_2 \\ a_5 \end{pmatrix} = \begin{pmatrix} 1 & \gamma_1^T & \gamma_2^T & \gamma_5^T \\ 0 & \gamma_0^T & \gamma_1^T & \gamma_4^T \\ 0 & \gamma_3^T & \gamma_2^T & \gamma_1^T \\ 0 & \gamma_4^T & \gamma_3^T & \gamma_0^T \end{pmatrix}^{-1} \begin{pmatrix} \gamma_0^T \\ \gamma_1^T \\ \gamma_4^T \\ \gamma_5^T \end{pmatrix}. \quad (30)$$

This situation is similar to that explained in Section 2.1, in the sense that, since the number of required target autocovariance terms is higher than the number of equations (i.e. the model parameters), the autocovariance function of the obtained AR model will not exactly match any of the imposed target autocovariance values, but it may show a reasonably good matching for a wide range of time lags. To illustrate this idea, Figure 7 shows γ_l^{AR} and γ_l^T functions of the AR(5,[1,2,5]) model computed with $\mathbf{l} = [1, 4, 5]$ for the target autocovariance function described in Appendix A. The obtained model is:

$$z_t = 0.611 z_{t-1} + 0.198 z_{t-2} + 0.009 z_{t-5} + 0.633 \varepsilon_t. \quad (31)$$

Although the obtained restricted AR model given in (31) performs slightly worst than the model given in (16), it still improves the model obtained with the YW approach, Equation (13). The key idea of the presented analysis is that selecting appropriate AR model schemes through vector \mathbf{j} has the potential to improve the global matching between γ_l^{AR} and γ_l^T . To the authors knowledge, this strategy has been considered only to a limited extent in a previous work [15], assuming $\mathbf{j} = [1, 2, \dots, 2^N - 1]$.

Finally, in order to gather the results obtained with the examples described in Sections 2.2 and 3.2, Figure 8 shows $|e_l| = |\gamma_l^T - \gamma_l^{AR}|$, computed for the AR model obtained with the YW approach, Equation (13), the AR model obtained by selecting autocovariance equations $\mathbf{l} = [1, 2, 5]$, see Equation (16), and the restricted models AR(5,[1,2,5]) obtained with the linear formulation, Equation (31), and the non-linear formulation, Equation (28).

4 General formulation for the determination of a restricted AR model from a predefined target autocovariance function

This section provides a general formulation for the linear problems addressed in sections 2.2 and 3.2. The non-linear problem described in section 3.2 is not covered by the following formulation, and will be further analysed in future research. The objective here is to obtain the parameters of a restricted AR(p, \mathbf{j}) model

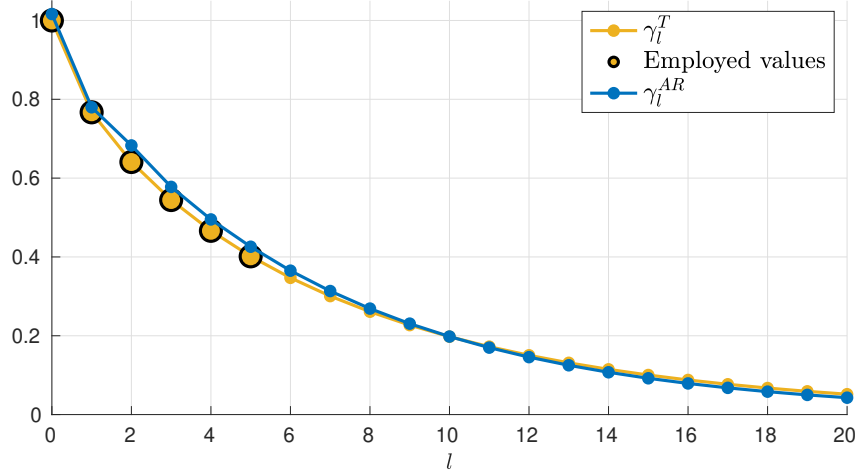


Figure 7: Autocovariance function of an AR(5,[1,2,5]) model and target autocovariance function. The restricted AR model was obtained by considering the autocovariance equations for lags $l = 0$ and $\mathbf{l} = [1, 4, 5]$. The employed values of the target autocovariance function are highlighted.

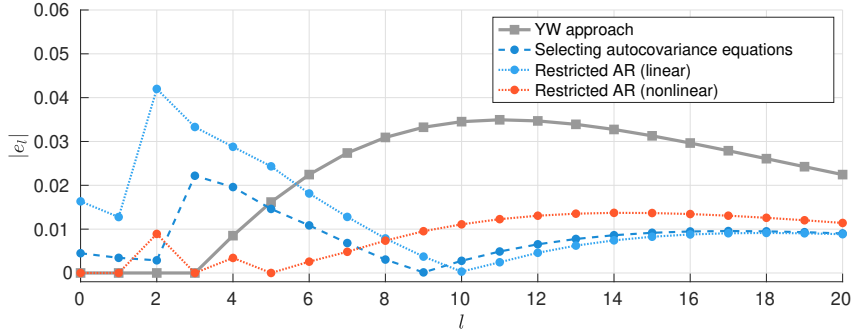


Figure 8: Absolute error between target and theoretical autocovariance function, $|e_l|$, for the AR model obtained with the YW approach, Equation (13), the AR model obtained by selecting autocovariance equations $\mathbf{l} = [1, 2, 5]$, see Equation (16), and the restricted models AR(5,[1,2,5]) obtained with the linear formulation, Equation (31), and the non-linear formulation, Equation (28).

given a target autocovariance function, from generic input vectors $\mathbf{j} = [j_1, j_2, \dots, j_N]$ (regression coefficients considered in the model) and $\mathbf{l} = [l_1, l_2, \dots, l_N]$ (autocovariance equations considered to obtain the model parameters), by means of a linear system that can be computed with low computational resources.

The problem is divided into two steps:

- (i) Determination of the regression coefficients a_{j_i} , for $i = 1, \dots, N$, by means of the set of N autocovariance equations for lags gathered in \mathbf{l} . For convenience, the regression coefficients are encapsulated into a row vector $\mathbf{a} = [a_{j_1}, a_{j_2}, \dots, a_{j_N}]$.
- (ii) Determination of the noise coefficient, σ , by means of the autocovariance equation for lag $l = 0$.

Note that, while in sections 2.2 and 3.2 a single system of equations including (i) and (ii) was considered, the division of the problem proposed in this section is always possible since the noise coefficient appears only in the autocovariance equation for lag $l = 0$. By doing so, a more handy general formulation is obtained. Note also that the formulation is presented for the case of restricted AR models, but the case of unrestricted AR models is included by simply considering Equation (20).

4.1 Determination of the model coefficients: \mathbf{a}

The autocovariance equations considered for time lags gathered in \mathbf{l} and for the case of a restricted $\text{AR}(p, \mathbf{j})$ model can be written in matrix form as follows:

$$[\gamma_{l_1} \gamma_{l_2} \dots \gamma_{l_N}] = [a_{j_1} a_{j_2} \dots a_{j_N}] \begin{pmatrix} \gamma_{l_1-j_1} & \gamma_{l_2-j_1} & \dots & \gamma_{l_N-j_1} \\ \gamma_{l_1-j_2} & \gamma_{l_2-j_2} & \dots & \gamma_{l_N-j_2} \\ \vdots & \vdots & \ddots & \vdots \\ \gamma_{l_1-j_N} & \gamma_{l_2-j_N} & \dots & \gamma_{l_N-j_N} \end{pmatrix}, \quad (32)$$

or, in a more compact way:

$$\boldsymbol{\gamma}_1 = \mathbf{a} \cdot \boldsymbol{\gamma}_{\mathbf{j}, \mathbf{l}}, \quad (33)$$

where $\boldsymbol{\gamma}_1$ is a row vector with dimension N , and $\boldsymbol{\gamma}_{\mathbf{j}, \mathbf{l}}$ is a matrix $N \times N$, both containing values of the autocovariance function at specific time lags, according to vectors \mathbf{j} and \mathbf{l} . It is worth noting that, for the particular case $\mathbf{j} = \mathbf{l} = [1, 2, 3, \dots, p]$, the system of equations given in (32) becomes the Yule-Walker equations. If the autocovariance terms in (33) are replaced by target values, the model coefficients are given by:

$$\mathbf{a} = \boldsymbol{\gamma}_1 \cdot \boldsymbol{\gamma}_{\mathbf{j}, \mathbf{l}}^{-1}. \quad (34)$$

4.2 Determination of the noise coefficient: b

The autocovariance equation for time lag $l = 0$ for a restricted $\text{AR}(p, \mathbf{j})$ model is as follows:

$$\gamma_0 = [a_{j_1} a_{j_2} \dots a_{j_N}] [\gamma_{-j_1} \gamma_{-j_2} \dots \gamma_{-j_N}]' + b^2, \quad (35)$$

where the tilde means transposed. Operating and applying symmetry in the autocovariance function, the noise coefficient is given by:

$$b^2 = \gamma_0 - [a_{j_1} a_{j_2} \dots a_{j_N}] [\gamma_{j_1} \gamma_{j_2} \dots \gamma_{j_N}]', \quad (36)$$

or, in a more compact way:

$$b^2 = \gamma_0 - \mathbf{a} \cdot \boldsymbol{\gamma}_{\mathbf{j}}', \quad (37)$$

where $\boldsymbol{\gamma}_{\mathbf{j}}$ is a row vector containing N values of the target autocovariance function at time lags gathered in \mathbf{j} .

Finally, note that equations (33) and (37) particularised for $\mathbf{j} = \mathbf{l} = [1, 2, \dots, 2^{N-1}]$ represent the univariate case of the formulation introduced by Krenk in [15]. The formulation here presented is more flexible, as it allows searching for optimal \mathbf{j} and \mathbf{l} vectors without constraints such as $\mathbf{j} = \mathbf{l}$ or predefined structures for vector \mathbf{j} .

5 Optimal AR models for synthetic isotropic turbulence generation

In this section, a methodological proposal is presented to obtain optimal AR models from a predefined target autocovariance function. The particular case of homogeneous stationary isotropic (SHI) turbulence is considered. The methodology combines the general formulation described in Section 4 with the use of genetic algorithms. The aim is to find, for a given number of regression coefficients N , optimal vectors $\mathbf{j} = [j_1, j_2, \dots, j_N]$ and $\mathbf{l} = [l_1, l_2, \dots, l_N]$. In this context, *optimal* means that the obtained AR model resulting from expressions (34) and (37) provides minimum mean squared error, MSE , between its theoretical autocovariance function, γ_l^{AR} , and the target autocovariance function, γ_l^T . MSE is given by:

$$MSE = \frac{1}{M} \sum_{l=0}^M e_l^2, \quad (38)$$

with

$$e_l = \gamma_l^T - \gamma_l^{\text{AR}}. \quad (39)$$

γ_l^T is defined as the non-dimensional longitudinal autocovariance function of SHI turbulence, $\hat{R}_u(\hat{r})$, as described in Appendix A; $\hat{r} = r/L$ is a non-dimensional spatial coordiante, and L is the length scale parameter of the three-dimensional energy spectrum. In (38), M represents the maximum lag considered in the computation of the MSE . This parameter has been fixed to $M = 41$, which corresponds to a maximum non-dimensional spatial distance of $\hat{r}_{max} = 40 \cdot \Delta \hat{r} = 4.98$. It holds that:

$$\int_0^{\hat{r}_{max}} \hat{R}_u(\hat{r}) d\hat{r} \approx 0.995 L_u^x,$$

meaning that the selected M value accounts for the 99.5% of the integral lenght scale, L_u^x .

The genetic algorithm is designed to minimise the criterion given in (38). The following inequality constraints were included in the algorithm:

1. $0 < j_1 < j_2 < \dots < j_N$, with $j_i \in \mathbb{N}$, for $i = 1, \dots, N$.
2. $0 < l_1 < l_2 < \dots < l_N$, with $l_i \in \mathbb{N}$, for $i = 1, \dots, N$.
3. $j_i - \Delta \leq l_i \leq j_i + \Delta$, with $\Delta \in \mathbb{N}$, for $i = 1, \dots, N$.

The first and second constraints derive from the definition of vectors \mathbf{j} and \mathbf{l} . The third constraint introduces the parameter Δ , that regulates the maximum difference between the regression lags included in the AR model and the corresponding autocovariance equations included in the equation system that provides the model parameters. It has been observed that large differences between elements j_i and l_i may derive into numerical instabilities during the optimisation process. Note that $\Delta = 0$ means that $\mathbf{l} = \mathbf{j}$.

The analysis includes a benchmark exercise for a number of models, which are compared for the same model parsimony. The range $N = 1, \dots, 10$ is considered in what follows. The benchmark comparison includes the following models:

- *YW*, an unrestricted $\text{AR}(p)$ model obtained through the Yule-Walker approach, that is, $p = N$ and $\mathbf{j} = \mathbf{l} = [1, 2, \dots, p]$.
- *Krenk*, a restricted $\text{AR}(p, \mathbf{j})$ proposed in [15], for which $\mathbf{j} = [1, 2, \dots, 2^{N-1}]$ and $\mathbf{j} = \mathbf{l}$.
- *GA-0*: obtained with a genetic algorithm with $\Delta = 0$. This model allows exploring the potential improvement due to relaxing the particular model scheme proposed by Krenk, while keeping active the constraint $\mathbf{j} = \mathbf{l}$.
- *GA-10*: obtained with a genetic algorithm with $\Delta = 10$. This model allows assessing the additional improvement due to relaxing the constraint $\mathbf{j} = \mathbf{l}$.

Figure 9 shows the components of vector \mathbf{j} obtained for model *GA-0*, for different N values. Figure 10 shows the components of vectors \mathbf{j} (left) and \mathbf{l} (right) obtained for model *GA-10*, for different N values. *YW* and *Krenk* approaches are included in both figures for comparison.

It is noted that, for the *GA-10* model, the maximum difference found between i -th elements j_i and l_i was 5, meaning that the choice $\Delta = 10$ was flexible enough to allow the search for optimal AR models witout actually constraining the difference between corresponding elements in \mathbf{j} and \mathbf{l} vectors.

Results show that, for the most parsimonious models, $N = 1$, the single regression term considered in the four models is the previous lag, $\mathbf{j} = [1]$. However, for *GA-10* the employed autocovariance equation is for lag $\mathbf{l} = [2]$. For the case $N = 2$, both *GA-0* and *GA-10* models provided optimal regression lags $\mathbf{j} = [1, 3]$, different from *YW* and *Krenk* models, for which $\mathbf{j} = [1, 2]$. Concerning the model order p , given by the last term of \mathbf{j} , j_N , results show that, while for the *YW* and the *Krenk* approaches p is determined by N (linearly and exponentially, respectively), the proposed methodology has the ability to reveal an optimal model order for the considered problem. Indeed, for increasing N values, the obtained model order for the most flexible model, *GA-10*, stagnates around $p = 23$. This value is coherent with the fact that the target autocovariance function is already very close to zero for this lag, see Figure 18. Thus, including additional regression coefficients is better exploited by the model by rearranging terms in vector \mathbf{j} rather than increasing the model order beyond this value.

Figure 11 shows the MSE obtained with all the models considered in the analysis, as a function of N .

As expected, the MSE obtained with the *YW* approach decreases with N , because the obtained models match exactly the target autocovariance function for lags up to the model order. For the *Krenk* approach, the error decreases rapidly for low N values, reflecting the advantages of restricted AR models as compared with the *YW* approach. However, the obtained error stagnates from $N = 5$ on. This can

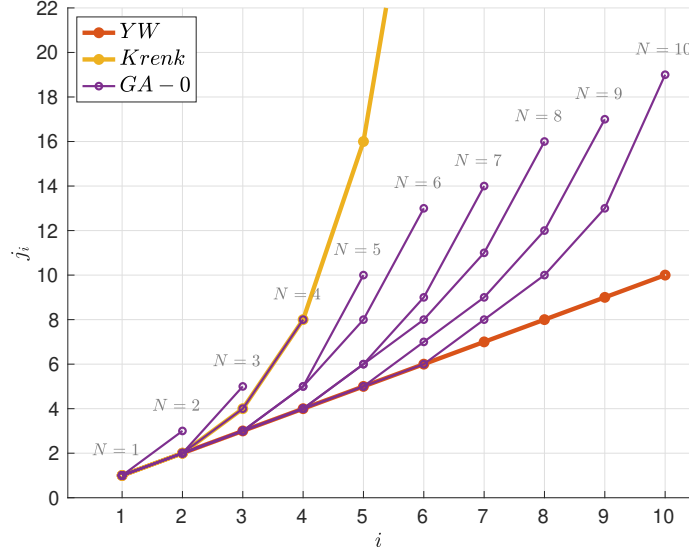


Figure 9: Components j_i of vector \mathbf{j} obtained with $GA - 0$ model. Results for YW and $Krenk$ models are included for comparison.

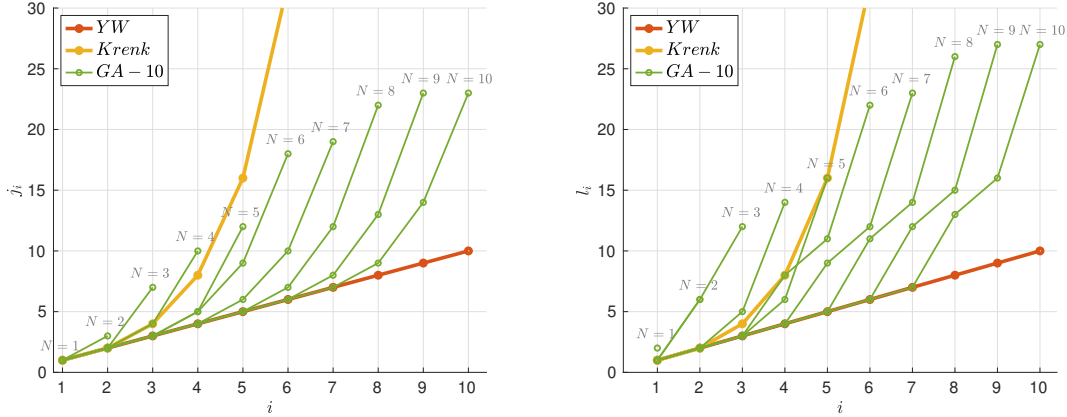


Figure 10: Components j_i of vector \mathbf{j} (left) and l_i of vector \mathbf{l} (right) obtained with $GA - 10$ model. Results for YW and $Krenk$ models are included for comparison.

be explained from the fact that including regression terms for lag $2^4, 2^5, \dots$, improves little the fitting of a target autocovariance function that becomes very close to zero for such lag values. This result clearly shows that Krenk approach has an intrinsic upper limit on the number of regression terms to be considered, this limit being related to the range of lags for which γ_i^T takes non negligible values. In this particular case, this range depends on the selected $\Delta \hat{r}$ employed to obtain the discrete target values from the continuous non-dimensional target autocovariance function of the underlying random process, see Appendix A. The improvements provided by $GA - 0$ with respect to $Krenk$ model show the importance of searching for optimal model schemes rather than assuming a predefined model structure, as the exponential scheme of Krenk. The improvement becomes noticeable for N values larger than the aforementioned upper limit $N = 5$. Finally, the gap between results for $GA - 0$ and $GA - 10$ clearly shows the additional improvement associated to an optimal selection of the autocovariance equations employed in the determination of the model parameters. Thus, relaxing the hypothesis $\mathbf{l} = \mathbf{j}$, that usually underlies in the literature, is actually a clear path for improvement.

In order to delve more into this analysis, the distribution of MSE over the different autocovariance lags is analysed. Figure 12 shows e_i^2 , see Equation (39), for case $N = 3$.

It can be seen that improving the global fitting of the target autocovariance function by means of

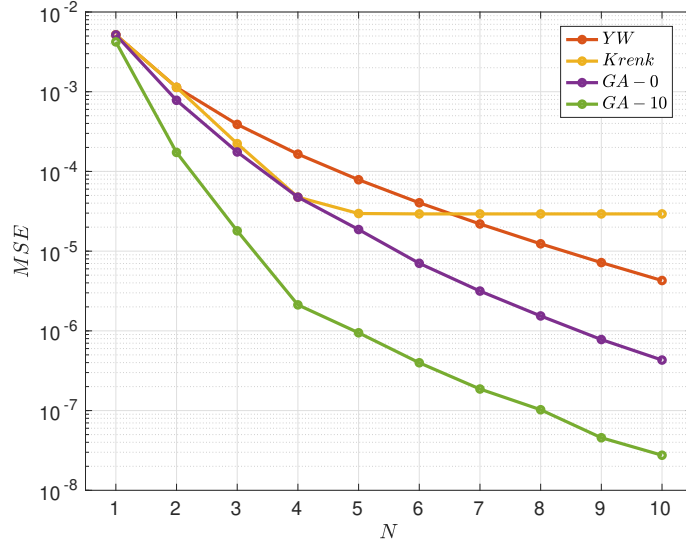


Figure 11: MSE obtained with YW , $Krenk$, $GA - 0$ and $GA - 10$ models, as a function of the number of regression terms considered in the model, N (logarithmic scale).

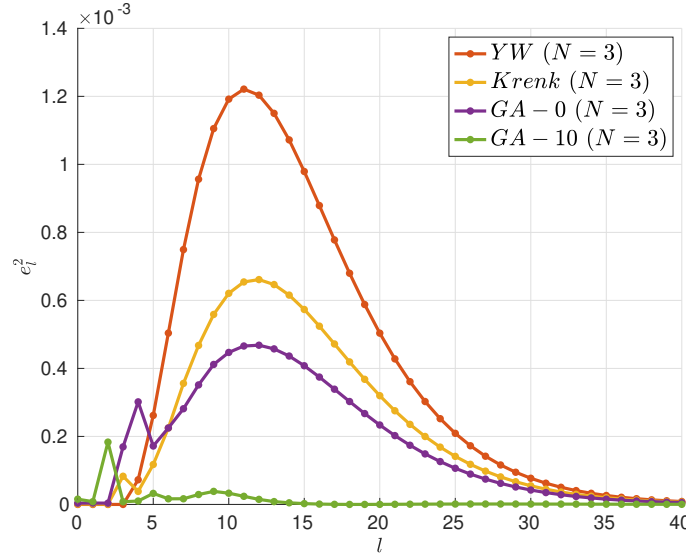


Figure 12: Squared fitting errors $e^2(l)$ for the different models. Case $N = 3$.

restricted AR models may come at the expense of deteriorating the local fitting in some of the first lags, as compared with the results of the unrestricted models employed in the YW approach. For example, model $GA - 10$ improves greatly the other models in terms of the global fitting, see Figure 11, but at the same time $GA - 10$ shows the highest error for lag $l = 2$. This trade-off between global fitting and local fitting of the target autocovariance function is relevant when using restricted AR models, and it probably needs to be addressed with a broader concept of *optimal* model, which may vary from one particular problem to another. In this regard, additional information from the frequency domain could be included in the definition of optimal model. This is particularly relevant for some engineering problems, for which some constraints could be defined in terms of frequency ranges, like those involving wind loads [8, 13]. For illustrative purposes, Table 1 shows the model parameters obtained for $N = 3$, and Figure 13 gathers, on top, the non-dimensional one-sided target spectrum, $\hat{S}^T(\hat{k})$, together with the corresponding theoretical spectra of the AR models obtained with the four approaches, and at the bottom, the differences between the target spectrum and the AR model spectra. \hat{k} is the non-dimensional wave number, $\hat{k} = kL$. Note

that $\hat{S}^T(\hat{k})$ is affected by aliasing due to the discretisation of the target autocovariance function, see details in Appendix A. The non-dimensional one-sided spectrum of an AR model can be obtained either from the model coefficients,

$$\hat{S}^{AR}(\hat{k}) = \frac{1}{\hat{k}_{max}} \frac{b^2/\sigma_0^2}{\left|1 - \sum_{n=1}^N a_{jn} \exp\left(-i n \pi \frac{\hat{k}}{\hat{k}_{max}}\right)\right|^2}, \quad (40)$$

or from its theoretical autocovariance function [25]:

$$\hat{S}^{AR}(\hat{k}) = \frac{1}{\hat{k}_{max}} \left[\gamma_0^{AR} + 2 \sum_{l=1}^{\infty} \gamma_l^{AR} \cos\left(\frac{\pi l \hat{k}}{\hat{k}_{max}}\right) \right], \quad (41)$$

where $\hat{k}_{max} = \frac{1}{2\Delta\hat{r}}$ is the maximum non-dimensional wave number, and $\Delta\hat{r}$ is the non-dimensional length employed to obtain the discret version of the target autocovariance function, see Appendix A.

Approach	j	l	Model
<i>YW</i>	[1,2,3]	[1,2,3]	$z_t = 0.663 z_{t-1} + 0.099 z_{t-2} + 0.044 x_{t-3} + 0.636 \varepsilon_t$
<i>Krenk</i>	[1,2,4]	[1,2,4]	$z_t = 0.664 z_{t-1} + 0.109 z_{t-2} + 0.035 x_{t-4} + 0.636 \varepsilon_t$
<i>GA-0</i>	[1,2,5]	[1,2,5]	$z_t = 0.665 z_{t-1} + 0.115 z_{t-2} + 0.029 x_{t-5} + 0.636 \varepsilon_t$
<i>GA-10</i>	[1,2,7]	[1,6,12]	$z_t = 0.646 z_{t-1} + 0.147 z_{t-2} + 0.025 x_{t-7} + 0.635 \varepsilon_t$

Table 1: AR models obtained for the different approaches for $N = 3$.

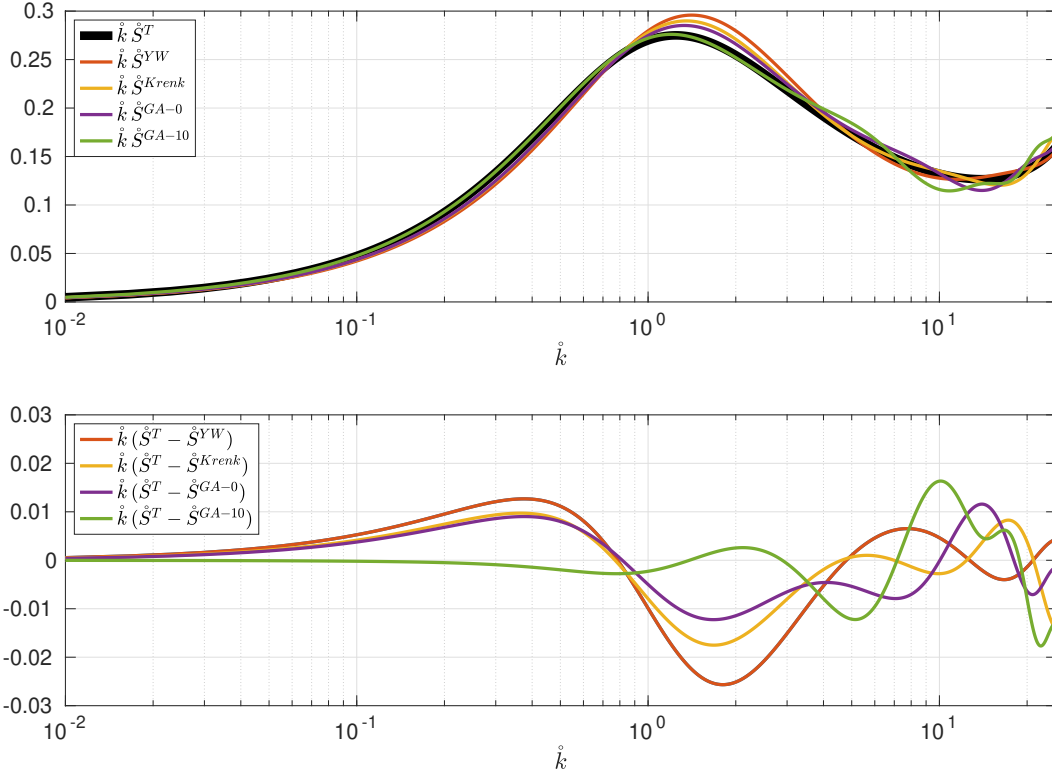


Figure 13: Top: non-dimensional one-sided target spectrum, $\hat{S}^T(\hat{k})$, together with the corresponding theoretical spectra of the AR models obtained with the four approaches; bottom: differences between the target spectrum and the AR model spectra. Case $N = 3$.

Figure 13 illustrates that, in terms of spectra matching, model *GA-10* outperforms the rest of the models for low frequencies (up to $\hat{k} = 4$), including the frequency at which the maximum of the target spectrum is attained ($\hat{k} \approx 1.245$). For higher frequencies, the spectra of all the models show similar

oscillations around the target spectrum. This result suggests that, a priori, reducing the local fitting of the target autocovariance function for the first lags to improve the global fitting does not necessarily decrease the fitting of the spectrum.

6 Generalisation to multivariate processes

In this section, the analyses described in sections 2, 3 and 4 are extended for a one-dimensional multivariate random process, $\{\mathbf{z}_t(\alpha)\}$, with the column vector $\mathbf{z}_t = [z_1, z_2, \dots, z_k]'_t$ being a k -variate random variable. In particular, we describe the reasons why some bottlenecks in terms of computational cost may arise as a consequence of the multivariate character of the formulation. Note that multi-dimensional multivariate problems in some cases admit a one-dimensional multivariate formulation, as firstly described in [28]. In [15], a three-dimensional three-variate description of SHI turbulent wind field was expressed in the form of a one-dimensional $3P$ -variate random process by stacking the three velocity components at P points of the plane perpendicular to the mean wind into the random variable.

The general formulation of a zero-mean k -variate VAR(p) model is:

$$\mathbf{z}_t = \sum_{i=1}^p \Phi_i \mathbf{z}_{t-i} + \Sigma \boldsymbol{\varepsilon}_t. \quad (42)$$

where $\mathbf{z} = [z_1, z_2, \dots, z_k]'$ is a k -variate random variable, and $\boldsymbol{\varepsilon}_t$ is a sequence of independent and identically distributed (iid) random vectors with zero mean, $E[\boldsymbol{\varepsilon}_t] = \mathbf{0}_{k \times 1}$, and unity covariance matrix, $\text{Var}[\boldsymbol{\varepsilon}_t] = \mathbf{I}_k$. The $p + 1$ model matrix parameters are given by the regression matrices, Φ_i with $i = 1, \dots, p$, and the noise matrix, Σ ; the dimension of all the matrix parameters is $k \times k$. The covariance of the random term is given by $\text{Var}[\Sigma \boldsymbol{\varepsilon}_t] = E[(\Sigma \boldsymbol{\varepsilon}_t)(\Sigma \boldsymbol{\varepsilon}_t)'] = \Sigma \Sigma'$.

Γ_{t_1, t_2} is the covariance between random vectors \mathbf{z}_{t_1} and \mathbf{z}_{t_2} . As in the univariate case, the assumption of stationary process implies that Γ_{t_1, t_2} depends only on the time lag, $l = t_1 - t_2$, which is referred to as covariance matrix function:

$$\Gamma_l = \text{Cov}[\mathbf{z}_t, \mathbf{z}_{t-l}] = E[\mathbf{z}_t \mathbf{z}_{t-l}'] = \begin{pmatrix} \gamma_{z_1, z_1, l} & \gamma_{z_1, z_2, l} & \cdots & \gamma_{z_1, z_k, l} \\ \vdots & \vdots & \ddots & \vdots \\ \gamma_{z_k, z_1, l} & \gamma_{z_k, z_2, l} & \cdots & \gamma_{z_k, z_k, l} \end{pmatrix}. \quad (43)$$

The covariance equations that generalise equations (4) and (5) for the multivariate case are:

$$\Gamma_0 = \sum_{i=1}^p \Phi_i \Gamma_{-i} + \Sigma \Sigma', \quad (44)$$

$$\Gamma_l = \sum_{i=1}^p \Phi_i \Gamma_{l-i}. \quad (45)$$

6.1 Computing the theoretical covariance matrix function of a VAR model

As in the univariate case, equations (44) and (45) can be employed to compute the theoretical covariance matrix function, Γ_l^{VAR} , from the model parameters, $\Phi_i, i = 1, \dots, p$ and Σ . However, note that in the multivariate case, $\Gamma_{-l} = \Gamma_l'$. This fact makes the linear formulation described in Section 2.1 not applicable for the multivariate case, as it is not possible to replicate the step given between equations (6) and (7). There are two approaches for obtaining the theoretical covariance matrix function of a VAR(p) model, both involving an increasing computational cost, as compared with the univariate case:

1. To obtain Γ_l^{VAR} from the covariance matrix of the VAR(1) representation of the VAR(p) model. This strategy provides the exact covariance matrix function of the VAR(p) model, but it is computationally very expensive, as the size of the involved matrices scales up to $(pk)^2 \times (pk)^2$.
2. To obtain Γ_l^{VAR} from the covariance matrix function of the equivalent multivariate Vector Moving Average (VMA) model. Since this equivalent VMA model contains infinite terms, truncation to a VMA(q) model is required, meaning that the obtained covariance matrix function is an approximation of the exact VAR covariance matrix function. In this case, the increase in the computational

cost comes from the fact that appropriate q values are related to the integral length scale of the process, which typically leads to $q \gg p$.

In what follows, both methodologies are briefly described.

6.1.1 Covariance matrix function of a VAR(p) model through the VAR(1) representation

A k -variate VAR(p) model can be expressed in the form of an extended pk -dimensional VAR(1) model by using an expanded model representation [29]. For illustrative purposes, the case of a VAR(3) model is analysed:

$$\mathbf{z}_t = \Phi_1 \mathbf{z}_{t-1} + \Phi_2 \mathbf{z}_{t-2} + \Phi_3 \mathbf{z}_{t-3} + \Sigma \varepsilon_t. \quad (46)$$

Let us define the expanded $3k$ -variate random variable as:

$$\mathbf{z}_t^* = \begin{pmatrix} \mathbf{z}_t \\ \mathbf{z}_{t-1} \\ \mathbf{z}_{t-2} \end{pmatrix}. \quad (47)$$

The VAR(1) representation of the original VAR(3) model is given by:

$$\mathbf{z}_t^* = \Phi_1^* \mathbf{z}_{t-1}^* + \Sigma^* \varepsilon_t^*, \quad (48)$$

where Φ_1^* is called the companion matrix, defined as:

$$\Phi_1^* = \begin{pmatrix} \Phi_1 & \Phi_2 & \Phi_3 \\ \mathbf{I}_k & \mathbf{0}_k & \mathbf{0}_k \\ \mathbf{0}_k & \mathbf{I}_k & \mathbf{0}_k \end{pmatrix}, \quad (49)$$

and the random matrix is given by:

$$\Sigma^* = \begin{pmatrix} \Sigma & \mathbf{0}_k & \mathbf{0}_k \\ \mathbf{0}_k & \mathbf{0}_k & \mathbf{0}_k \\ \mathbf{0}_k & \mathbf{0}_k & \mathbf{0}_k \end{pmatrix}, \quad \varepsilon_t^* = \begin{pmatrix} \varepsilon_t \\ \mathbf{0}_{k \times 1} \\ \mathbf{0}_{k \times 1} \end{pmatrix}. \quad (50)$$

The covariance matrix function of the extended VAR(1) model of equation (48) is given by:

$$\begin{aligned} \Gamma_0^* &= \text{Var}[\mathbf{z}_t^*, \mathbf{z}_t^*] = \text{E}[\mathbf{z}_t^* \mathbf{z}_t^{*'}] \\ &= \text{E}[(\Phi_1^* \mathbf{z}_{t-1}^* + \Sigma^* \varepsilon_t^*)(\Phi_1^* \mathbf{z}_{t-1}^* + \Sigma^* \varepsilon_t^*)'] \\ &= \Phi_1^* \Gamma_0^* \Phi_1^{*'} + \Sigma^* \Sigma^{*'} \end{aligned} \quad (51)$$

The solution of Equation (51) is given by [29]:

$$\text{vec}(\Gamma_0^*) = \text{vec}(\Sigma^* \Sigma^{*'}) (\mathbf{I}_{(pk)^2} - \Phi_1^* \otimes \Phi_1^*)^{-1}, \quad (52)$$

where $\text{vec}(\cdot)$ denotes the column-stacking vector of a matrix and \otimes is the Kronecker product of two matrices.

The covariance matrix function of the original VAR(3) model can be readily obtained from Γ_0^* , noting that Γ_0^{VAR} , Γ_1^{VAR} and Γ_2^{VAR} are given by:

$$\Gamma_0^* = \text{E}[\mathbf{z}_t^* \mathbf{z}_t^{*'}] = \begin{pmatrix} \Gamma_0^{VAR} & \Gamma_1^{VAR} & \Gamma_2^{VAR} \\ \Gamma_{-1}^{VAR} & \Gamma_0^{VAR} & \Gamma_1^{VAR} \\ \Gamma_{-2}^{VAR} & \Gamma_{-1}^{VAR} & \Gamma_0^{VAR} \end{pmatrix}, \quad (53)$$

and using recursively Equation (45) to obtain Γ_l^{VAR} for lags $l \geq 3$.

6.1.2 Covariance matrix function of a VAR(p) model through VMA(q) representation

It can be demonstrated that any VAR(p) model admits a Vector Moving-Average (VMA) representation with infinite terms:

$$\mathbf{z}_t = \mathbf{\Sigma} \boldsymbol{\varepsilon}_t + \sum_{i=1}^{\infty} \mathbf{\Psi}_i (\mathbf{\Sigma} \boldsymbol{\varepsilon}_{t-i}), \quad (54)$$

where matrices $\mathbf{\Psi}_i$ are known functions of the VAR regression matrices, $\mathbf{\Phi}_i$ [29]:

$$\mathbf{\Psi}_i = \sum_{j=1}^{\min(i,p)} \mathbf{\Phi}_j \mathbf{\Psi}_{i-j}, \text{ for } i = 1, 2, \dots \quad (55)$$

and $\mathbf{\Psi}_0 = \mathbf{I}_k$.

The theoretical covariance matrix function of a VMA process is given by:

$$\begin{aligned} \mathbf{\Gamma}_l^{VMA(\infty)} &= \text{Cov}[\mathbf{z}_t, \mathbf{z}_{t-l}] = \text{E}[\mathbf{z}_t \mathbf{z}_{t-l}'] \\ &= \text{E}[(\mathbf{\Sigma} \boldsymbol{\varepsilon}_t + \sum_{i=1}^{\infty} \mathbf{\Psi}_i (\mathbf{\Sigma} \boldsymbol{\varepsilon}_{t-i})) (\mathbf{\Sigma} \boldsymbol{\varepsilon}_{t-l} + \sum_{i=1}^{\infty} \mathbf{\Psi}_i (\mathbf{\Sigma} \boldsymbol{\varepsilon}_{t-l-i}))'] \\ &= \sum_{i=l}^{\infty} \mathbf{\Psi}_i \mathbf{\Sigma} \mathbf{\Sigma}' \mathbf{\Psi}_{i-l}' \end{aligned} \quad (56)$$

$\mathbf{\Gamma}_l^{VMA(\infty)}$ matches exactly the covariance matrix function of the related VAR(p) model. However, for practical reasons, this approach requires truncation by considering only the first q terms of the VMA representation, that is, a VMA(q) model:

$$\mathbf{z}_t = \mathbf{\Sigma} \boldsymbol{\varepsilon}_t + \sum_{i=1}^q \mathbf{\Psi}_i (\mathbf{\Sigma} \boldsymbol{\varepsilon}_{t-i}). \quad (57)$$

The covariance matrix function of a VMA(q) model is given by:

$$\mathbf{\Gamma}_l^{VMA(q)} = \text{Cov}[\mathbf{z}_t, \mathbf{z}_{t-l}] = \begin{cases} \sum_{i=l}^q \mathbf{\Psi}_i \mathbf{\Sigma} \mathbf{\Sigma}' \mathbf{\Psi}_{i-l}' & , \text{ for } 0 \leq l \leq q \\ \mathbf{0}_k & , \text{ for } l > q. \end{cases} \quad (58)$$

In summary, $\mathbf{\Gamma}_l^{VAR}$ can be approximated in a two step procedure: (i) computing a truncated VMA(q) representation of the VAR(p) model, see Equation (57); the q coefficient matrices of the VMA representation can be computed through Equation (55); (ii) computing the covariance matrix function of the VMA(q) model given by Equation (58). Concerning the choice for parameter q , note that $\mathbf{\Gamma}_l^{VMA(q)} = \mathbf{0}_k$ for $l > q$, thus q should be such that $\mathbf{\Gamma}_q^{VAR} \approx \mathbf{0}_k$.

In order to illustrate the two presented methodologies, figures 14 and 15 show the theoretical covariance matrix function, $\mathbf{\Gamma}_l^{VAR}$ of the following 2-variate VAR(2) model:

$$\mathbf{z}_t = \begin{pmatrix} z_{1,t} \\ z_{2,t} \end{pmatrix} = \begin{pmatrix} 1.1 & -0.1 \\ -0.2 & 0.7 \end{pmatrix} \mathbf{z}_{t-1} + \begin{pmatrix} -0.3 & 0.2 \\ -0.1 & 0.1 \end{pmatrix} \mathbf{z}_{t-2} + \begin{pmatrix} 0.3 & 0.0 \\ 0.1 & 0.2 \end{pmatrix} \boldsymbol{\varepsilon}_t.$$

In particular, Figure 14 shows the exact covariance matrix function computed through the VAR(1) representation, where the property $\mathbf{\Gamma}_{-l} = \mathbf{\Gamma}_l'$ can be appraised from $\gamma_{z_1, z_2, l}^{VAR}$ and $\gamma_{z_2, z_1, l}^{VAR}$.

Figure 15 illustrates $\gamma_{z_1, z_1, l}^{VAR}$ together with three approximations obtained through the VMA(q) representation. It can be noted that a reasonable approximation requires $q \gg p$.

6.2 General formulation for the determination of a restricted VAR model from a predefined target covariance matrix function

A restricted VAR(p, \mathbf{j}) model, with $\mathbf{j} = [j_1, j_2, \dots, j_N]$ is given by:

$$\mathbf{z}_t = \sum_{i=1}^N \mathbf{A}_{j_i} \mathbf{z}_{t-j_i} + \mathbf{B} \boldsymbol{\varepsilon}_t. \quad (59)$$

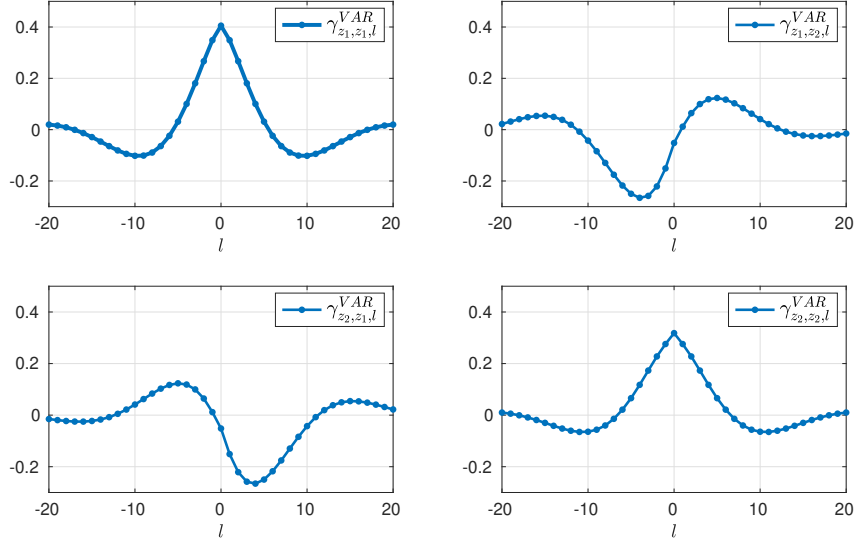


Figure 14: Exact covariance matrix function of a VAR(2) process, obtained through VAR(1) representation.

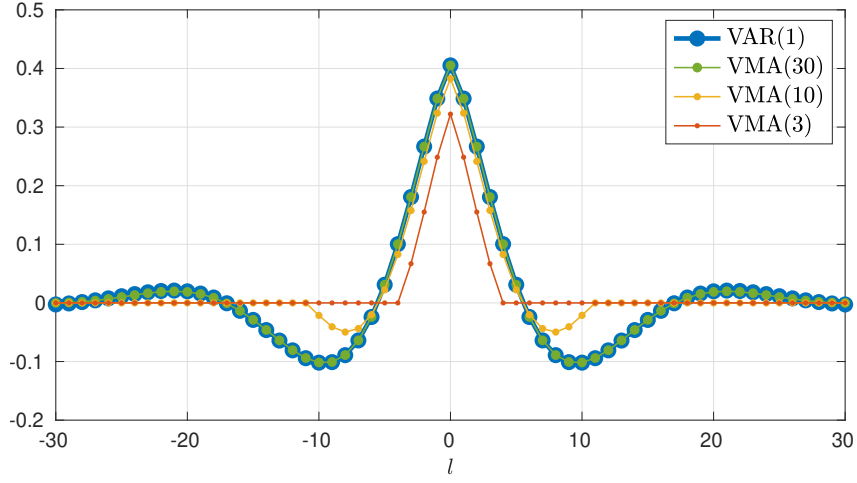


Figure 15: $\gamma_{z_1, z_1, l}^{VAR}$ from the covariance matrix function of a VAR(2) process obtained through VAR(1) representation, and three estimations obtained through the VMA(q) representation.

As in the univariate case, a restricted VAR(p) model defined by vector \mathbf{j} can be seen as a particular case of a VAR(p) model for which:

$$\Phi_h = \begin{cases} \mathbf{A}_h, & \text{for } h \in \mathbf{j} \\ \mathbf{0}_k, & \text{for } h \notin \mathbf{j} \end{cases}, \quad h = 1, \dots, p.$$

and

$$\Sigma = \mathbf{B}.$$

But note also that a VAR(p) can be seen as a particular case of a restricted VAR(p) model for which:

$$\mathbf{j} = [1, 2, 3, \dots, p].$$

In the following, the formulation for obtaining the matrix parameters of a restricted VAR(p) model from a target covariance matrix function is introduced for generic vectors $\mathbf{j} = [j_1, j_2, \dots, j_N]$ and $\mathbf{l} = [l_1, l_2, \dots, l_N]$.

As in the univariate case, the problem is divided into two steps, and the regression matrix coefficients are encapsulated into matrix $\mathbf{A} = [\mathbf{A}_{j_1} \mathbf{A}_{j_2} \dots \mathbf{A}_{j_N}]$, which has dimension $k \times kN$.

6.2.1 Determination of the model matrix coefficients: \mathbf{A}

The multivariate form of Equation (32) is given by:

$$[\Gamma_{l_1} \Gamma_{l_2} \dots \Gamma_{l_N}] = [\mathbf{A}_{j_1} \mathbf{A}_{j_2} \dots \mathbf{A}_{j_N}] \begin{pmatrix} \Gamma_{l_1-j_1} & \Gamma_{l_2-j_1} & \dots & \Gamma_{l_N-j_1} \\ \Gamma_{l_1-j_2} & \Gamma_{l_2-j_2} & \dots & \Gamma_{l_N-j_2} \\ \vdots & \vdots & \ddots & \vdots \\ \Gamma_{l_1-j_N} & \Gamma_{l_2-j_N} & \dots & \Gamma_{l_N-j_N} \end{pmatrix}, \quad (60)$$

or, in a more compact way:

$$\Gamma_1 = \mathbf{A} \cdot \Gamma_{j,1}, \quad (61)$$

where Γ_1 is a matrix $k \times kN$ and $\Gamma_{j,1}$ a matrix $kN \times kN$. By replacing the covariance terms by target values, the model matrix coefficients are given by:

$$\mathbf{A} = \Gamma_1 \cdot \Gamma_{j,1}^{-1}. \quad (62)$$

6.2.2 Determination of the noise matrix: \mathbf{B}

The multivariate version of Equation (35) is:

$$\Gamma_0 = [\mathbf{A}_{j_1} \mathbf{A}_{j_2} \dots \mathbf{A}_{j_N}] [\Gamma_{-j_1} \Gamma_{-j_2} \dots \Gamma_{-j_N}]' + \mathbf{B}\mathbf{B}'. \quad (63)$$

Operating and applying $\Gamma_{-l} = \Gamma'_l$, the covariance matrix of the random term, $\mathbf{B}\mathbf{B}'$, is given by:

$$\mathbf{B}\mathbf{B}' = \Gamma_0 - [\mathbf{A}_{j_1} \mathbf{A}_{j_2} \dots \mathbf{A}_{j_N}] [\Gamma_{j_1} \Gamma_{j_2} \dots \Gamma_{j_N}]' \quad (64)$$

or, in a more compact way:

$$\mathbf{B}\mathbf{B}' = \Gamma_0 - \mathbf{A} \cdot \Gamma'_j, \quad (65)$$

where Γ_j is a matrix $k \times kN$. From (65), the noise matrix \mathbf{B} can be obtained in several ways, for example, through Cholesky decomposition. Finally, it is remarked that equations (61) and (65) particularised for $j=1$ represent the formulation introduced by Krenk in [15] (in particular $\Gamma_0 = C_{uu}$, $\Gamma_j = \Gamma_1 = C_{uw}$ and $\Gamma_{j,1} = C_{ww}$).

As an example, two VAR models with three regression matrices have been computed in order to reproduce the target covariance matrix function described in Appendix A, for the case of the longitudinal wind component at two spatial locations with an horizontal separation of $\Delta y = L_u^x$, thus a non-dimensional horizontal separation of $\hat{\Delta y} = \frac{\Delta y}{L} = \lambda = 0.747$. The first model is a VAR(3), and it was computed with the YW approach, i.e. $\mathbf{j} = \mathbf{l} = [1, 2, 3]$:

$$\mathbf{z}_t = \begin{pmatrix} 0.659 & 0.022 \\ 0.022 & 0.659 \end{pmatrix} \mathbf{z}_{t-1} + \begin{pmatrix} 0.096 & 0.011 \\ 0.011 & 0.096 \end{pmatrix} \mathbf{z}_{t-2} + \begin{pmatrix} 0.039 & 0.015 \\ 0.015 & 0.039 \end{pmatrix} \mathbf{z}_{t-3} + \begin{pmatrix} 0.634 & 0.000 \\ 0.013 & 0.634 \end{pmatrix} \boldsymbol{\varepsilon}_t. \quad (66)$$

The second model is a restricted VAR(5,[1,2,5]) computed for $\mathbf{l}=[1, 2, 6]$:

$$\mathbf{z}_t = \begin{pmatrix} 0.660 & 0.023 \\ 0.023 & 0.660 \end{pmatrix} \mathbf{z}_{t-1} + \begin{pmatrix} 0.109 & 0.015 \\ 0.015 & 0.109 \end{pmatrix} \mathbf{z}_{t-2} + \begin{pmatrix} 0.028 & 0.013 \\ 0.013 & 0.028 \end{pmatrix} \mathbf{z}_{t-5} + \begin{pmatrix} 0.634 & 0.000 \\ 0.013 & 0.634 \end{pmatrix} \boldsymbol{\varepsilon}_t. \quad (67)$$

Figures 16 and 17 show the resulting covariance matrix functions, computed through VAR(1) representation (i.e. exact values). As expected, the model obtained with the YW approach provides exact matching for lags from $l = -3$ to $l = 3$. However, an improved global fitting is obtained with the restricted VAR(5,[1,2,5]) model.

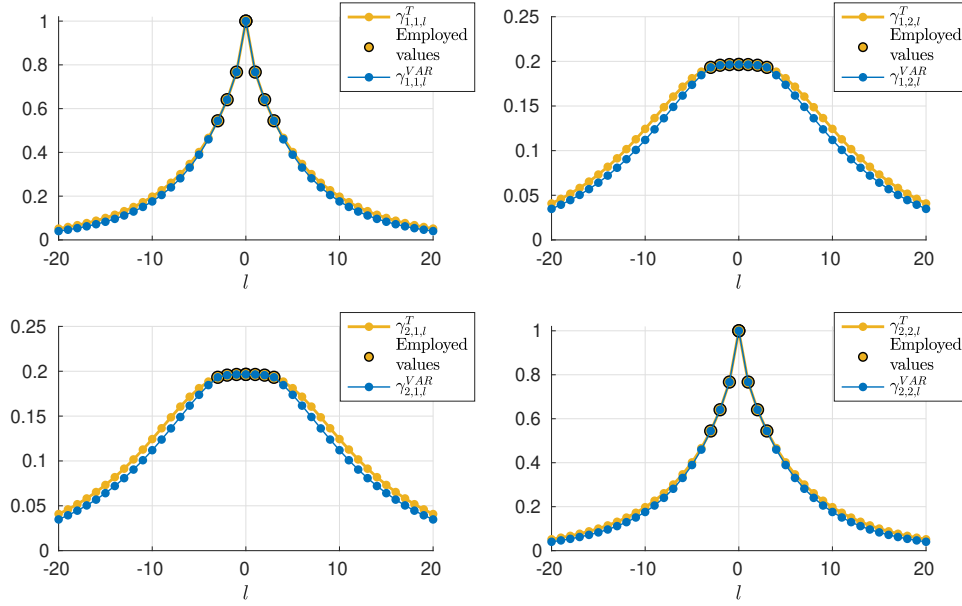


Figure 16: Target and VAR covariance matrix function of a VAR(3) model obtained with the YW approach.

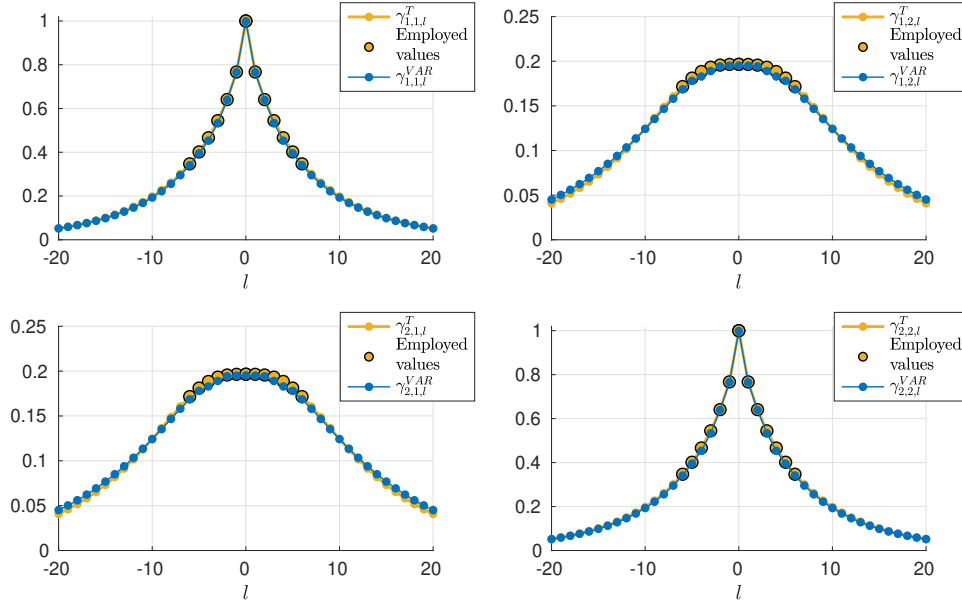


Figure 17: Target and VAR covariance matrix function of a VAR(5,[1,2,5]) model computed for $l=[1, 2, 6]$.

7 Conclusions

Sequential methods for synthetic realisation of random processes have a number of advantages as compared with spectral methods. For instance, they are characterised by a more handy synthesis process, as it can be stopped and restarted at any time. In addition, the models obtained through the sequential approach (e.g., autoregressive models) have theoretical expressions of their autocovariance function and power spectrum density (PSD) function, which allows an improved assessment of the reliability of the models in reproducing the predefined statistical information.

In this article, a methodological proposal for the determination of optimal autoregressive (AR) models that reproduce a predefined target autocovariance function was introduced. To this end, a general formulation of the problem was developed. This formulation generalises the well-known Yule-Walker (YW) approach and a recent approach based on restricted AR models (Krenk approach). Two main features characterise the introduced formulation: (i) flexibility in the choice for the autocovariance equations employed in the model determination, through the definition of a lag vector \mathbf{l} ; and (ii) flexibility in the definition of the AR model scheme through vector \mathbf{j} , that defines the regression terms considered in the model. The AR parameters are directly obtained as a solution of a linear system that depends on \mathbf{j} and \mathbf{l} .

The introduced formulation was exploited by a genetic algorithm to obtain optimal AR models for the synthetic generation of stationary homogeneous isotropic (SHI) turbulence time series. The resulting models improved YW and Krenk approaches for the same model parsimony in terms of the global fitting of the target autocovariance function. This achievement was obtained at the expense of reducing the local fitting for some time lags. The impact of this trade-off on the frequency domain was presented as a path for extending the notion of optimal model to specific problems in which constraints in the frequency domain may exist, as it is the case in some engineering problems.

The formulation for the one-dimensional multivariate case was also presented. The reasons behind some computational bottlenecks associated to the multivariate formulation were highlighted.

Finally, a non-linear approach for the univariate case was described, for which preliminary results suggest improved fittings of the target autocovariance function.

A Isotropic turbulence

The covariance tensor of a three-dimensional statistically stationary, homogeneous and isotropic velocity field between two spatial points separated by vector \mathbf{r} is given by:

$$\mathbf{R}(\mathbf{r}) = \text{Cov}[\mathbf{u}(\mathbf{x} + \mathbf{r}), \mathbf{u}(\mathbf{x})] = \mathbb{E}[\mathbf{u}(\mathbf{x} + \mathbf{r}) \mathbf{u}(\mathbf{x})^T] = \sigma_0^2 \left([f(r) - g(r)] \frac{\mathbf{r} \mathbf{r}^T}{\mathbf{r}^T \mathbf{r}} + g(r) \mathbf{I} \right), \quad (68)$$

where σ_0^2 is the isotropic variance parameter, $r = |\mathbf{r}|$, $f(r)$ is the longitudinal correlation function and $g(r)$ is the transverse correlation function [30]. Assuming incompressibility provides the following relationship between $g(r)$ and $f(r)$:

$$g(r) = f(r) + \frac{r}{2} \frac{d}{dr} f(r) \quad (69)$$

For the particular case of a line along the wind direction, $\mathbf{r} = [r, 0, 0]^T$, the covariance tensor is given by:

$$\mathbf{R}(\mathbf{r}) = \begin{pmatrix} R_u(r) & 0 & 0 \\ 0 & R_v(r) & 0 \\ 0 & 0 & R_w(0) \end{pmatrix} = \sigma_0^2 \begin{pmatrix} f(r) & 0 & 0 \\ 0 & g(r) & 0 \\ 0 & 0 & g(r) \end{pmatrix}. \quad (70)$$

From the generalized von Karman spectral density functions, explicit expressions for $f(r)$ and $g(r)$ can be obtained [15]:

$$f(r) = \frac{2}{\Gamma(\gamma - 1/2)} \left(\frac{r}{2L} \right)^{\gamma-1/2} K_{\gamma-1/2} \left(\frac{r}{L} \right), \quad (71)$$

$$g(r) = f(r) - \frac{2}{\Gamma(\gamma - 1/2)} \left(\frac{r}{2L} \right)^{\gamma+1/2} K_{\gamma-3/2} \left(\frac{r}{L} \right), \quad (72)$$

where L is the length scale parameter of the three-dimensional von Karman energy spectrum, $\Gamma(\cdot)$ is the gamma function (not to be confused with the covariance function), and K_n is the Bessel function of second kind of order n . The integral length scale in the longitudinal direction, L_u^x , is defined as:

$$L_u^x = \int_0^\infty f(r) dr, \quad (73)$$

and it holds that:

$$L_u^x = \lambda \cdot L, \quad (74)$$

with $\lambda = \frac{\Gamma(1/2)\Gamma(\gamma)}{\Gamma(\gamma-1/2)}$, where γ is a parameter with the value proposed by von Karman, $\gamma = 5/6$ (not to be confused with the autocovariance function).

From this, we define the non-dimensional autocovariance function for longitudinal wind velocity component along wind direction as a function of the non-dimensional separation $\mathring{r} = r/L$ as follows:

$$\mathring{R}_u(\mathring{r}) = \sigma_0^{-2} R_u(r = \mathring{r}L) = \frac{2}{\Gamma(\gamma - 1/2)} \left(\frac{\mathring{r}}{2}\right)^{\gamma-1/2} K_{\gamma-1/2}(\mathring{r}). \quad (75)$$

It holds that:

$$\int_0^\infty \mathring{R}_u(\mathring{r}) d\mathring{r} = \frac{L_u^x}{L} = \lambda. \quad (76)$$

The target autocovariance function γ_l^T results from taking discrete values from $\mathring{R}_u(\mathring{r})$ with a given $\Delta\mathring{r}$:

$$\gamma_l^T = \mathring{R}_u(l \cdot \Delta\mathring{r}) \quad , \quad l = 0, 1, \dots \quad (77)$$

The numerical application considered in this work was obtained for:

$$\Delta\mathring{r} = \frac{\lambda}{6} = 0.1245. \quad (78)$$

Figure 18 shows $\mathring{R}_u(\mathring{r})$ (continuous line) together with γ_l^T (discrete values).

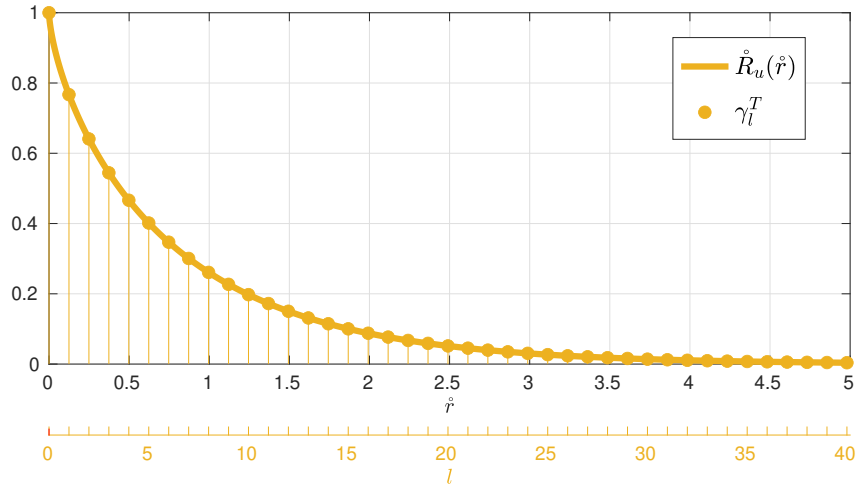


Figure 18: Non-dimensional autocovariance function for longitudinal wind component along wind direction in isotropic turbulence (continuous line), and target autocovariance function for $\Delta\mathring{r} = 0.1245$ (discrete values).

It is worth mentioning that the choice for parameter $\Delta\mathring{r}$ usually represents a trade-off between different criteria [5]. On the one hand, small $\Delta\mathring{r}$ values involve target autocovariance functions with non negligible values for a large number of lags, increasing the number of required AR model coefficients to reproduce γ_l^T reasonably well. On the other hand, large $\Delta\mathring{r}$ values may derive into problems in reproducing the spectrum for high frequencies (aliasing), which is problematic for some engineering problems [8]. Indeed, by discretising the continuous autocovariance function of a physical process to build γ_l^T (see above), the corresponding target spectrum (i.e. the Fourier Transform of γ_l^T) differs from the spectrum of the original continuous process in the high frequency range. To illustrate this, Figure 19 shows the non-dimensional one-sided spectrum of the employed von Karman turbulence model, $\mathring{S}^{VK}(\mathring{k})$, together with the target spectrums resulting from three different values of $\Delta\mathring{r}$, referred to as \mathring{S}^T for a specific $\Delta\mathring{r}$. $\mathring{S}^{VK}(\mathring{k})$ is given by:

$$\mathring{S}^{VK}(\mathring{k}) = \frac{S^{VK}(k = \mathring{k}L)}{\sigma_0^2 L} = \frac{\Gamma(\gamma)}{\sqrt{\pi}\Gamma(\gamma-0.5)} \frac{2\mathring{k}}{[1 + \mathring{k}^2]^\gamma}, \quad \mathring{k} \in [0, \infty], \quad (79)$$

where \mathring{k} is the non-dimensional wave number, $\mathring{k} = kL$, and $\gamma = 5/6$, as stated above. Note that \mathring{S}^T are obtained only up to a maximum value of \mathring{k} derived from the Nyquist theorem, $\mathring{k}_{max} = \frac{2\pi}{2\Delta\mathring{r}}$.

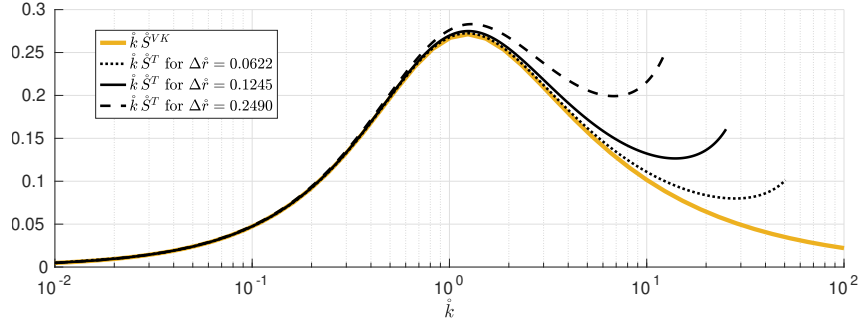


Figure 19: Non-dimensional one-sided von Karman spectrum together with the non-dimensional one-sided target spectrum obtained for different $\Delta \hat{r}$ values.

Acknowledgements

This project has received funding from the European Union’s Horizon 2020 research and innovation programme under Grant Agreement No EC grant 860101.

Conflict of interest

The authors declare that they have no conflict of interest.

References

- [1] Mark K. Chang, Jan W. Kwiatkowski, Robert F. Nau, Robert M. Oliver, and Karl S. Pister. ARMA models for earthquake ground motions. Seismic Safety Margins Research Program. Technical Report NUREG/CR-1751, International Atomic Energy Agency (IAEA), 1981.
- [2] Will Gersch and Genshiro Kitagawa. A time varying AR coefficient model for modelling and simulating earthquake ground motion. *Earthquake Engineering & Structural Dynamics*, 13(2):243–254, 1985.
- [3] George Deodatis and M. Shinozuka. Auto-Regressive Model for Nonstationary Stochastic Processes. *Journal of Engineering Mechanics*, 114(11):1995–2012, 1988.
- [4] P. D. Spanos and J. E. Hansen. Linear Prediction Theory for Digital Simulation of Sea Waves. *Journal of Energy Resources Technology*, 103(3):243–249, 1981.
- [5] P. D. Spanos. ARMA Algorithms for Ocean Wave Modeling. *Journal of Energy Resources Technology*, 105(3):300–309, 09 1983.
- [6] K. Samii and J. K. Vandiver. A Numerically Efficient Technique for the Simulation of Random Wave Forces on Offshore Structures. In *Offshore Technology Conference*, 1984.
- [7] D. A. Reed and R. H. Scanlan. Time Series Analysis of Cooling Tower Wind Loading. *Journal of Structural Engineering*, 109(2):538–554, 1983.
- [8] Yousun Li and A. Kareem. ARMA systems in wind engineering. *Probabilistic Engineering Mechanics*, 5(2):49–59, 1990.
- [9] Yousun Li and Ahsan Kareem. Simulation of Multivariate Random Processes: Hybrid DFT and Digital Filtering Approach. *Journal of Engineering Mechanics*, 119(5):1078–1098, 1993.
- [10] George Deodatis. Simulation of Ergodic Multivariate Stochastic Processes. *Journal of Engineering Mechanics*, 122(8):778–787, 1996.
- [11] M. Di Paola and I. Gullo. Digital generation of multivariate wind field processes. *Probabilistic Engineering Mechanics*, 16(1):1–10, 2001.
- [12] M. Di Paola and M. Zingales. Stochastic differential calculus for wind-exposed structures with autoregressive continuous (ARC) filters. *Journal of Wind Engineering and Industrial Aerodynamics*, 96(12):2403–2417, 2008.

- [13] Ahsan Kareem. Numerical simulation of wind effects: A probabilistic perspective. *Journal of Wind Engineering and Industrial Aerodynamics*, 96(10):1472–1497, 2008. 4th International Symposium on Computational Wind Engineering (CWE2006).
- [14] S. Krenk. Explicit calibration and simulation of stochastic fields by low-order ARMA processes. In *ECCOMAS thematic conference on computational methods in structural dynamics and earthquake engineering*, number 550, pages 1–10. ECCOMAS, 2011.
- [15] Steen Krenk and Randi N. Møller. Turbulent wind field representation and conditional mean-field simulation. *Proceedings of the Royal Society A*, 475(2223):20180887, 2019.
- [16] Will Gersch and Susan Luo. Discrete Time Series Synthesis of Randomly Excited Structural System Response. *The Journal of the Acoustical Society of America*, 51(1B):402–408, 1972.
- [17] W. Gersch and D. Foutch. Least squares estimates of structural system parameters using covariance function data. *IEEE Transactions on Automatic Control*, 19(6):898–903, 1974.
- [18] W. Gersch and R. S-Z. Liu. Time Series Methods for the Synthesis of Random Vibration Systems. *Journal of Applied Mechanics*, 43(1):159–165, 03 1976.
- [19] W. Gersch and J. Yonemoto. Synthesis of multivariate random vibration systems: A two-stage least squares AR-MA model approach. *Journal of Sound and Vibration*, 52(4):553–565, 1977.
- [20] D. Kleinhans, R. Friedrich, A. P. Schaffarczyk, and J. Peinke. Synthetic turbulence models for wind turbine applications. In *Progress in Turbulence III*, pages 111–114. Springer, 2009.
- [21] Yang Liu, Jingfa Li, Shuyu Sun, and Bo Yu. Advances in Gaussian random field generation: a review. *Computational Geosciences*, 23(5):1011–1047, 2019.
- [22] Masanobu Shinozuka and George Deodatis. Simulation of Stochastic Processes by Spectral Representation. *Applied Mechanics Reviews*, 44(4):191–204, 04 1991.
- [23] Masanobu Shinozuka and George Deodatis. Simulation of Multi-Dimensional Gaussian Stochastic Fields by Spectral Representation. *Applied Mechanics Reviews*, 49(1):29–53, 01 1996.
- [24] Elias Samaras, Masanobu Shinozuka, and Akira Tsurui. ARMA Representation of Random Processes. *Journal of Engineering Mechanics*, 111(3):449–461, 1985.
- [25] George E. P. Box, Gwilym M. Jenkins, Gregory C. Reinsel, and Greta M. Ljung. *Time series analysis: forecasting and control*. Wiley, 5th edition, 2016.
- [26] Henrik Madsen. *Time series analysis*. Chapman & Hall, CRC (Boca Raton), 2007.
- [27] Carlo Giannini and Rocco Mosconi. Predictions from unrestricted and restricted VAR models. *Rivista degli Economisti e Annali di Economia*, 46(5/6):291–316, 1987.
- [28] Marc Mignolet and Pol D. Spanos. Simulation of homogeneous two-dimensional random fields. Part I. AR and ARMA models. In Anon, editor, *American Society of Mechanical Engineers (Paper)*, pages 1–10. Publ by ASME, 1991. ASME Winter Annual Meeting ; Conference date: 01-12-1991 Through 06-12-1991.
- [29] R. S. Tsay. *Multivariate Time Series Analysis: With R and Financial Applications*. Wiley Series in Probability and Statistics. Wiley, 2013.
- [30] Theodore de Kármán and Leslie Howarth. On the Statistical Theory of Isotropic Turbulence. *Proceedings of the Royal Society of London. Series A, Mathematical and Physical Sciences*, 164(917):192–215, 1938.