

# AirNet: Neural Network Transmission over the Air

Mikolaj Jankowski  
Imperial College London  
London, UK  
mikolaj.jankowski17@imperial.ac.uk

Deniz Gündüz  
Imperial College London  
London, UK  
d.gunduz@imperial.ac.uk

Krystian Mikolajczyk  
Imperial College London  
London, UK  
k.mikolajczyk@imperial.ac.uk

## Abstract

State-of-the-art performance for many emerging edge applications is achieved by deep neural networks (DNNs). Often, these DNNs are location and time sensitive, and the parameters of a specific DNN must be delivered from an edge server to the edge device rapidly and efficiently to carry out time-sensitive inference tasks. We introduce AirNet, a novel training and analog transmission method that allows efficient wireless delivery of DNNs. We first train the DNN with noise injection to counter the wireless channel noise. We also employ pruning to reduce the channel bandwidth necessary for transmission, and perform knowledge distillation from a larger model to achieve satisfactory performance, despite the channel perturbations. We show that AirNet achieves significantly higher test accuracy compared to digital alternatives under the same bandwidth and power constraints. It also exhibits graceful degradation with channel quality, which reduces the requirement for accurate channel estimation.

## Index Terms

Neural network compression, joint source-channel coding, network pruning, distributed inference

## I. INTRODUCTION

An increasing number of edge devices are equipped with powerful computing hardware, and hence, are capable of carrying out complex signal processing and inference tasks for applications including computer vision, machine reasoning, or language processing. Currently, the state-of-the-art performance for many emerging edge applications is achieved by deep neural networks (DNNs). It is normally assumed that a DNN trained for a specific task is stored on the edge devices, e.g., an autonomous car, a drone or a mobile phone, to carry out inference on collected data. However, with the growing adoption of data-driven machine learning technologies, it will not be possible to store the parameters of all DNNs that may be needed by a device. Moreover, a DNN may be specific to a location or may be updated frequently due to non-stationarity of the environment, and it may need to be acquired by the edge device at the time of inference.

In particular, we consider scenarios, in which the parameters of a DNN have to be transmitted from an edge server (e.g., a base station) over a wireless channel to an edge device (e.g., an autonomous car) for a time-sensitive inference task, as shown in Fig. 1. Consider, for example, vision- or LIDAR-aided channel estimation or beam selection, where an autonomous car aims at establishing a high-rate millimeter wave connection with a base station (BS) in the non-line-of-sight setting, based on the input from its cameras or LIDAR sensors [1]. The best approach would be to provide the car with a DNN, optimized specifically for the coverage area of the particular BS. However, it is not reasonable to assume that each car would store DNNs trained for every possible cell. Instead, locally-optimized DNNs would be delivered to the cars as they move around. Same would hold for many other DNN-aided edge applications that may require localized optimization of DNN parameters, e.g., various localization services. On the other hand, sending even a relatively simple VGG16 [2] network requires transmission of roughly  $15 \times 10^6$ , 32-bit floating-point parameters. Assuming standard LTE connection at channel signal-to-noise ratio (SNR) of 5dB, carrier frequency of 10MHz and capacity-achieving channel codes, such a transmission would require roughly 30 seconds to complete, which is unacceptable for most time-sensitive applications. The conventional approach would be to compress the DNN architecture to reduce the bandwidth requirements, so that it can then be delivered rapidly over the limited bandwidth. This approach can benefit from the existing literature on DNN-compression, which has

This work was supported in part by the European Research Council (ERC) through project BEACON (No. 677854) and UK EPSRC grant EP/N007743/1.

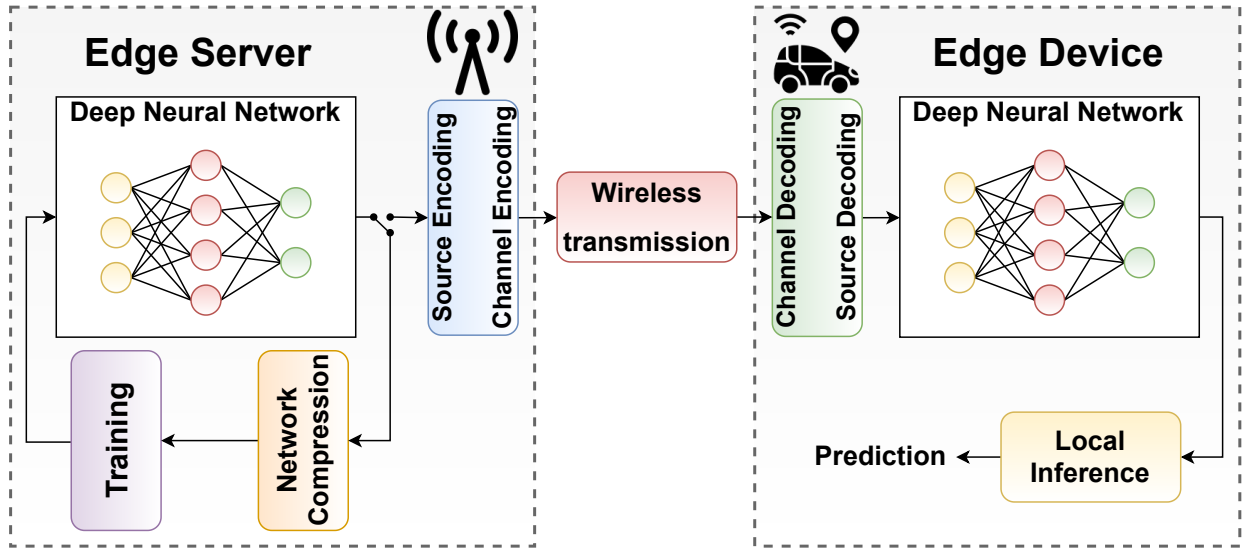


Fig. 1: System model.

been motivated by the need to deploy DNNs in low-complexity devices, rather than the transmission constraints as in our scenario.

We propose an alternative novel strategy for bandwidth-efficient transmission of DNN parameters over a wireless channel. We utilize a novel joint source-channel coding (JSCC) approach, which directly maps the DNN parameters to channel symbols in an analog manner. Our strategy, called AirNet, allows us to greatly reduce the communications bandwidth, as well as the computational burden of encoding and decoding the network parameters. Our approach also reduces the requirement for accurate channel estimation. To the best of our knowledge, this is the first work that considers wireless transmission of DNN parameters for rapid edge inference applications. Our specific contributions can be summarized as follows:

- We propose a novel wireless DNN transmission scheme under bandwidth and transmission power constraints. In addition to employing network pruning and knowledge distillation to compress the DNN parameters, we show that the non-linear Shannon-Kotelnikov (SK) mapping provides further bandwidth efficiency.
- We show that the proposed AirNet scheme allows preserving satisfactory accuracy of the neural network, while significantly reducing the communication overhead compared to state-of-the-art digital schemes, which employ DNN compression followed by channel coding.
- We perform extensive evaluations of our scheme, considering different channel models, training strategies, and channel conditions, and show that it consistently outperforms conventional digital approaches.

## II. RELATED WORK

Although DNNs provide significant performance improvements for many different tasks, they usually require high computational and memory resources. From the communications perspective, the memory footprint of a neural network is a crucial factor. On the other hand, it is known that DNNs are usually overparameterized, and that their performance and generalization capabilities can benefit from removing (pruning) some redundant parameters [3]. Many different pruning techniques have been proposed [4]–[6]. In [4], Taylor expansion is utilized to approximate the change in the loss function induced by pruning to decide which parameters to remove, [5] considers  $l_1$ -norm of the network weights, while [6] studies the statistical information from a layer to prune the previous layer. Authors of [7] study the information-theoretic basis of pruning, assuming independent and identically distributed (i.i.d.) DNN weights with exponential distribution. Quantization can also be used to compress DNN parameters (please see [8] for a survey). In [9], quantized DNN parameters are further compressed by utilizing context-adaptive binary arithmetic coding, minimizing the impact on the overall performance of the network. Another approach is to design compact and computationally efficient DNN architectures [10], rather than first training a large network and pruning it.

As we have highlighted above, the considered DNN delivery problem is a JSCC problem. According to Shannon's separation theorem [11], performing source and channel coding separately achieves theoretical optimality guarantees. However, this theory holds under the assumptions that source and channel blocks are infinitely long and ergodic. In practice, having such block lengths may not be achievable, where data is usually sent in packets of finite length. Moreover, DNN parameters often do not satisfy the i.i.d. requirement.

Many systems have been shown to benefit from designing the source/channel codes jointly. More recently, DNN-based efficient JSCC techniques have been shown to outperform conventional digital approaches even for the wireless transmission of well-studied sources such as text [12] or images [13]. Deep JSCC has been also applied to other domains, including remote inference problems [14], where the authors considered transmission of low-dimensional feature vectors, optimized for the visual retrieval task. Unlike images, DNN parameters may not necessarily follow a common statistical behaviour that can be exploited for efficient compression or JSCC; however, a particular DNN architecture can be trained specifically for efficient wireless delivery. On the other hand, we would like to highlight that, while the considered wireless DNN delivery is a JSCC problem, it does not have a conventional distortion measure between the parameters of the original DNN and its reconstructed version (such as in image/video delivery); instead, we measure the reconstruction quality by its accuracy in the desired inference task.

### III. METHODS

#### A. System model

We consider the transmission of the parameters of a DNN over a wireless channel. Please see Fig. 1 for an illustration of our model. An edge server, which has access to a large database of training samples, aims at transmitting a DNN over a wireless channel to an edge device. We assume that the edge device uses the DNN to perform inference on its local data, and our goal is to ensure the best possible inference performance, given certain channel limitations.

In more details, we consider a  $d$ -dimensional DNN with parameters  $\mathbf{w} \in \mathbb{R}^d$  available at the encoder. The channel between the encoder and the decoder is modelled as a complex slow fading channel  $\mathbf{y} = h\mathbf{x} + \mathbf{z}$ , where  $\mathbf{x} \in \mathbb{C}^b$  and  $\mathbf{y} \in \mathbb{C}^b$  are the channel input and output vectors, respectively,  $\mathbf{z} \in \mathbb{C}^b$  is the independent zero-mean unit-variance complex Gaussian noise vector, and  $h \in \mathbb{C}$  is the complex channel gain. We assume that the channel gain  $h$  remains the same throughout the transmission of the whole DNN vector, but changes from one transmission to the next in an i.i.d. fashion. An average power constraint is imposed on the channel input, that is, the channel input vector must satisfy  $\frac{1}{b} \sum_{i=1}^b |x_i|^2 \leq P = 1$ .

We will first consider the static additive white Gaussian noise (AWGN) channel, by setting  $\|h\|$  to be a constant with a zero imaginary counterpart. We will also consider different channel conditions by varying channel's average SNR, defined as  $\text{SNR} = 10 \log_{10}(\mathbb{E}[\|h\|^2])$  in dB scale.

For the fading channel experiments, we assume that the channel state information (CSI) is available at the receiver. Therefore, the received signal  $\mathbf{y} = h\mathbf{x} + \mathbf{z}$  is first multiplied by  $h^*$ , which is the complex conjugate of  $h$  and divided by its squared norm  $\|h\|^2$ . The resulting signal  $\mathbf{x} + \frac{h^*\mathbf{z}}{\|h\|^2}$  is equivalent to the AWGN channel with time-varying value of SNR.

The received symbols  $\mathbf{y} \in \mathbb{C}^b$  are decoded into  $\tilde{\mathbf{w}} \in \mathbb{R}^d$  and used for obtaining local predictions  $p = g(a \mid \tilde{\mathbf{w}})$ , where  $a$  is an input, and  $g(\cdot \mid \tilde{\mathbf{w}})$  is a function representing the neural network's forward pass.

#### B. Training strategy

In order to achieve satisfactory network accuracy in the wireless communications scenario, one needs to ensure that the network is trained in the way that guarantees robustness to channel imperfections. Therefore, our training strategy consists of the following steps.

In the first step, we train a DNN until convergence. We note, that the network can be effectively trained from scratch, but, in order to reduce training time, we consider DNNs previously pretrained on the ImageNet [15] dataset as an initial point. At each training iteration, we inject certain amount of noise to the network's weights, as we hypothesize that the network can learn robustness against channel noise, when it experiences it during the training. The details about our noise injection strategy can be found in Section III-D. During this part of the training, we

use SGD optimizer with learning rate of 0.01 and momentum of 0.9 for 30 epochs, reduce the learning rate to 0.001, and train for further 30 epochs.

We note, that the network, despite its performance, still requires significant bandwidth to be transmitted. To overcome this problem, we apply network pruning, where redundant DNN parameters are removed. This effectively leads to reducing the bandwidth necessary for the transmission. More details about the pruning method can be found in Section III-C.

After pruning, our network is already compact and robust to channel noise. However, we consider another step, which allows us to quickly expand the network's size to increase robustness to the channel noise. Specifically, we introduce a bandwidth expansion method, where each network parameter is mapped to a point on the 2D plane, effectively increasing the size of the network, as described in Section III-F.

### C. Network pruning

To reduce the channel bandwidth required for network transmission, we adapt a simple method, proposed in [5], where the convolutional filters with the smallest  $l_1$ -norm are removed from the network. At each pruning iteration we select 10% of the filters remaining in the network, with the smallest  $l_1$ -norm, and remove them. In order to re-gain the accuracy, after each pruning iteration the network is fine-tuned for 60 epochs with SGD optimizer, learning rate of 0.01, reduced to 0.001 after 30th epoch, and momentum of 0.9. During fine-tuning we utilize both noise injection and knowledge distillation to ensure satisfactory performance of the network under noisy conditions.

### D. Noise injection

Noise injection has been originally proposed as a regularization technique to prevent overfitting in neural networks [16]. We note that in our setting such a strategy not only prevents overfitting, but also allows the network to adapt to the noisy channel characteristics for efficient inference. Therefore, at each iteration of the training, we calculate the network's predictions as  $p = g(a | \tilde{\mathbf{w}})$ , where  $\tilde{\mathbf{w}} = \eta(\mathbf{w})$  is a noisy set of network's weights, and  $\eta(\cdot)$  represents either AWGN or fading channel, as described in Section III-A. Please note we only inject noise during network training, to mimic the channel noise experienced during the DNN transmission.

### E. Knowledge distillation

Knowledge distillation [17] has been shown to be an effective method for increasing performance of small DNN models. The idea of knowledge distillation is based on the assumption, that we can transfer some knowledge from a large DNN model, called the *teacher*, to a smaller model, denoted as the *student*. The loss function in knowledge distillation is defined as:

$$L_{total} = -t^2 \sum_i \hat{p}_i \log p_i - \sum_i \bar{p}_i \log p_i \quad (1)$$

where  $\hat{p}_i = \frac{e^{\frac{\bar{p}_i}{t}}}{\sum_j e^{\frac{\bar{p}_j}{t}}}$  are the soft softmax predictions of the teacher model,  $t$  is the temperature parameter, which we set to 2 in all our experiments,  $\bar{p}_i$  are the ground truth predictions, and  $p_i$  are the student network's predictions.

### F. SK expansion for analog error correction

SK mapping [18] is a method for performing efficient source compression or error control in analog transmission. The main idea of this method is to project source symbols onto a lower- or higher-dimensional space, in order to reduce the required bandwidth or counter the channel noise by expanding the bandwidth. SK mapping has been discussed in [19] for JSCC. The authors use Archimedes' spiral as a codebook, and show its usefulness in the analog compression and expansion tasks. In our work, we employ similar approach for bandwidth expansion using Archimedes' spirals, defined as:

$$x_1 = \frac{\Delta}{\pi} w \cos(w), x_2 = \frac{\Delta}{\pi} w \sin(w), w > 0 \quad (2)$$

$$x_1 = -\frac{\Delta}{\pi} w \cos(-w + \pi), x_2 = -\frac{\Delta}{\pi} w \sin(-w + \pi), w < 0, \quad (3)$$

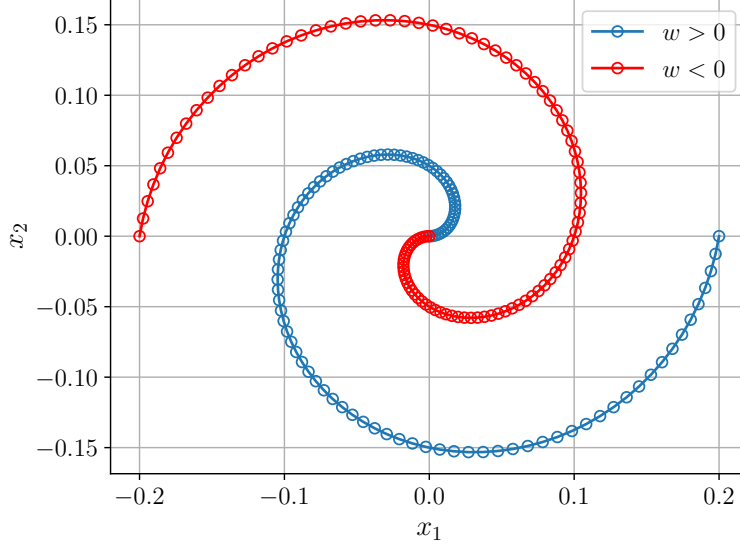


Fig. 2: Archimedes' spiral used in our work for SK expansion.

where  $\Delta$  is a scaling factor, which we fix to 0.1.

A visual representation of the spirals is shown in Fig. 2. Using the spirals, we map each network parameter  $w$  to a point  $(x_1, x_2)$  on the 2D space. We encode the sign of the parameters by assigning positive-valued parameters to the spiral parameterized by (2), and the negative-valued parameters to the spiral parameterized by (3). At the receiver, we map the 2D points back to their original values by:

$$\hat{w} = \pm \underset{w}{\operatorname{argmin}} \left( (x_1 - \theta(w))^2 + (x_2 - \theta(w))^2 \right), \quad (4)$$

where  $\theta(\cdot)$  represents the union of the spirals defined in Eq. (2) and (3), and the sign of the parameter depends on which spiral the decoded point belongs to. Using the above formulas on all the DNN parameters allows us to perform 1 : 2 bandwidth expansion. In order to achieve higher orders of expansion, we simply map the resulting points  $(x_1, x_2)$  from the 2D space to a higher dimensional space with the same mappings, replacing  $w$  with  $x_1$  and  $x_2$  in Eqs. (2) and (3), respectively, and repeating these steps until achieving the desired expansion rate.

We note that the aforementioned solution only allows us to achieve expansion ratios of  $1 : 2^n$ , where  $n$  is the number of successive expansion steps. In order to achieve intermediate levels of expansion, we propose a simple algorithm (see Algorithm 1) for selecting a subset of layers to be expanded, instead of expanding the entire network uniformly.

**Input:** A neural network with  $N$  layers, each containing parameters  $w^{(i)}$ ,  $i = 1, \dots, N$ , noise source  $\eta(\cdot)$ , input dataset  $a_j \in \mathbf{a}$

**for**  $i \leftarrow 1$  **to**  $N$  **do**

$\tilde{\mathbf{w}}^{(i)} \leftarrow \{w^{(1)}, \dots, \eta(w^{(i)}), \dots, w^{(N)}\};$   
     $err^{(i)} \leftarrow \sum_j \text{MSE} (g(a_j | \mathbf{w}) - g(a_j | \tilde{\mathbf{w}}^{(i)}));$

**end**

**Output:** A set of  $k$  layers with the highest  $err^{(i)}$

**Algorithm 1:** Selection of the DNN layers to be expanded.

The algorithm calculates the predictions of the original network without noise, or equivalently at  $\text{SNR} = \infty$  dB, and subsequently adds noise to each layer separately to see the impact of perturbing the layer. The impact

is calculated as a mean squared error (MSE) between the original predictions  $g(a_j | \mathbf{w})$  and the predictions  $g(a_j | \tilde{\mathbf{w}}^{(i)})$  produced by the network with one of the layers perturbed with noise. Finally, we perform SK expansion of the layers which, after perturbation, lead to the highest MSE, thus are the most sensitive to noise.

#### IV. RESULTS

In this section we evaluate the performance of the proposed AirNet and compare it with other schemes in the literature.

##### A. Experimental setup

In this work, we consider image classification task over CIFAR10 [20] dataset which contains 60000 RGB images of size  $32 \times 32$  pixels, divided into 10 different classes. To measure the performance of the DNNs in this task, we use top-1 classification accuracy. The DNN we utilize for our experiments is Small-VGG16 [2], which employs the same convolutional layers as standard VGG16, but utilizes a different linear classifier head, which consists of two linear layers, first containing 512 neurons, followed by ReLU activation, and the second containing 10 neurons for class predictions. We perform multiple training runs of our network, for different values of training SNR, channel types, pruning ratios (depending on the channel bandwidth  $b$ ) and different training strategies. For knowledge distillation, we use ResNet-50 [21] as the teacher.

We compare our method to two state-of-the-art digital network compression approaches - DeepCABAC [9], and Successive Pruning [7]. Both methods first perform DNN sparsification with pruning, quantize the remaining DNN parameters, and encode them into a minimal-length bitstream with arithmetic or Huffman coding, respectively.

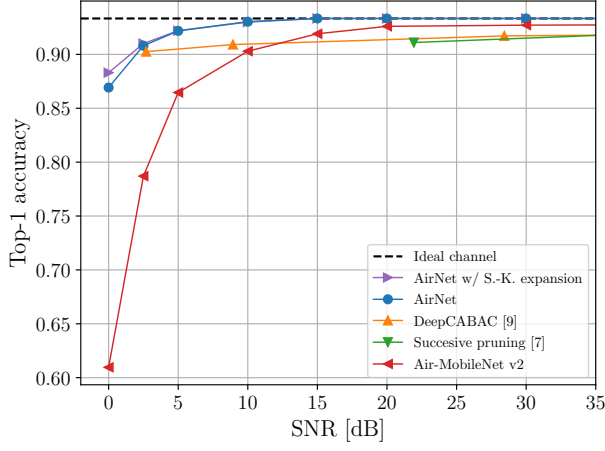
For the analog schemes, we employ the channel model described in Section III-A, which assumes the CSI is known at the receiver only. For the digital schemes we consider two alternatives. One assumes the CSI is only available at the receiver; therefore, the transmitter always transmits at a fixed rate. If the channel capacity is below this rate, the transmission is considered to be failed. Then, we calculate the fraction of successful transmissions and calculate the resulting mean performance of transmitted DNNs. The second scenario assumes that the CSI is available also at the transmitter. In this case, the transmitter compresses the DNN to the rate dictated by the channel capacity. Please note, that in both scenarios we consider digital transmission at the Shannon capacity, which is an upper bound on the performance of digital schemes.

##### B. Inference performance

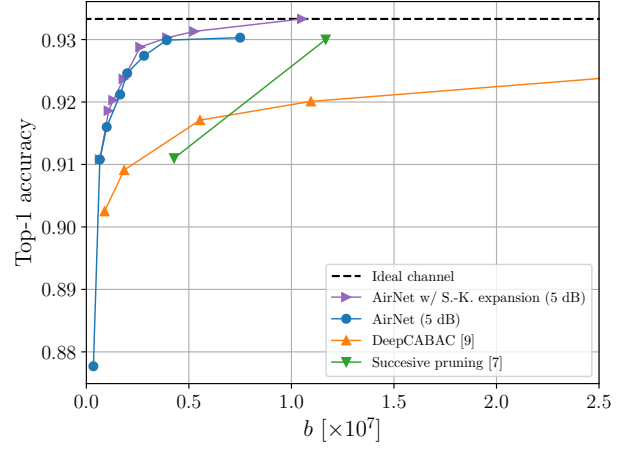
In this Section we show the comparison between our method and alternative digital methods [7], [9] for wireless DNN transmission. We consider different channel SNRs and bandwidths. As an additional baseline, we introduce Air-MobileNet v2, which has the same structure as popular MobileNet v2 [10], but is trained similarly to our models. Here, we test the performance for both AWGN and fading channels. Please note, the analog methods were trained with the same channel model, they were later tested on.

The performance comparison between our method and the alternatives, for an AWGN channel with fixed bandwidth, is shown in Fig. 3a. Our method achieves satisfactory performance even for low channel SNRs. The digital alternatives tend to require much higher SNR values to allow for successful transmission of the DNN. Our network is able to recover almost perfect accuracy when the channel SNR values are above 10dB, whereas digital approaches require  $\text{SNR} > 50\text{dB}$  to achieve the same level of accuracy. Air-MobileNet v2 achieves satisfactory performance at high SNR regime, but fails when SNR is below 10dB. This behaviour is probably caused by the noise sensitivity of certain operations utilized in its structure, e.g., inverted residuals or linear bottlenecks. For the fixed channel SNR (Fig. 3b), we observe that our network consistently requires less bandwidth, compared to the digital alternatives. For example, to achieve accuracy of 93%, AirNet requires roughly  $4 \times 10^6$  channel symbols to be transmitted, while method presented in [7], requires 3 times larger bandwidth. It can be also observed, that with SK expansion, even better performance is achieved, especially at the low SNR regime.

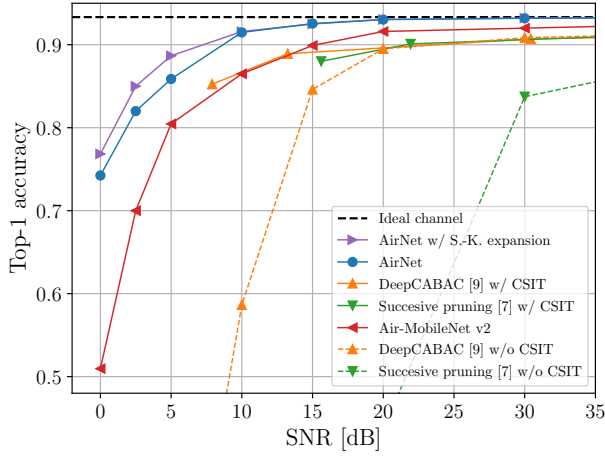
Similar behaviour is observed for fading channels (Fig. 3c), where AirNet outperforms the digital approaches, especially when they do not have access to the CSI at the transmitter (denoted as CSIT). Our network is able to perform well in the fading regime, where the channel gain can differ between each transmission. However, much higher SNR of at least 20dB is required to recover noiseless accuracy. SK mapping can additionally help increasing



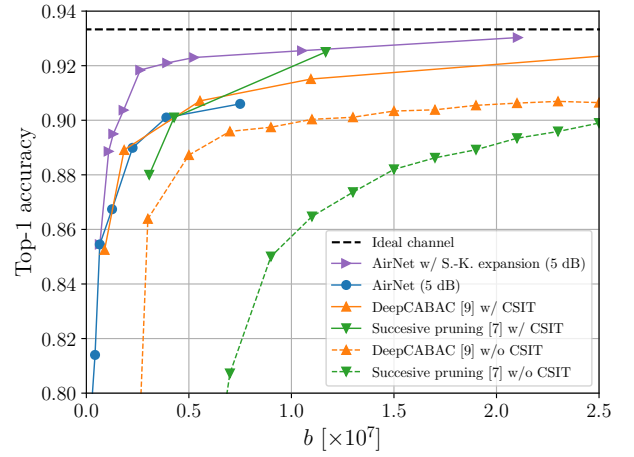
(a) AWGN,  $b \approx 1.2 \times 10^6$



(b) AWGN, SNR = 5 dB



(c) Fading,  $b \approx 1.2 \times 10^6$



(d) Fading, SNR = 5 dB

Fig. 3: Performance comparison between proposed AirNet, and alternative digital and analog schemes over AWGN and slow fading channels for a range of channel SNRs and bandwidths. Our training strategy ensures the best robustness against channel noise and satisfactory performance for a large spectrum of different channel conditions.

the performance at low SNR regime. Results for the fixed SNR (Fig. 3d) indicate, that the expansion is necessary to achieve satisfactory accuracy, as our network, even at high bandwidths, fails to recover the accuracy that is close to the noiseless bound.

### C. Performance for different training strategies

In this section we compare different training strategies for AirNet. The results are shown in Fig. 4a. We observe, that each step presented in Section III-B is crucial for the overall performance of our network. The best accuracy, for the fixed bandwidth, is achieved when we combine all the methods together, namely pruning with noise injection (indicated as *joint pruning* in Fig. 4a), and knowledge distillation. We see, that knowledge distillation from a larger model allows us to achieve a small gain in the accuracy. Other very important factor is to combine pruning with noise injection. The network, which was first pruned, and then fine-tuned with noise injection (denoted as *separate pruning*), achieves relatively poor performance, only slightly higher from the network that is not fine-tuned with noise injection.

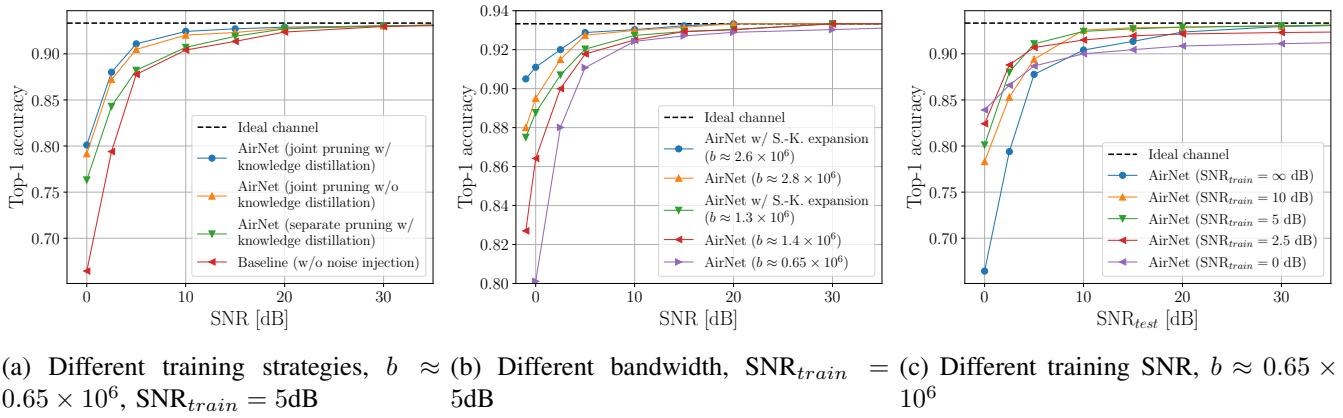


Fig. 4: Top-1 accuracy vs. SNR comparison for different hyperparameter selections for training AirNet. In (a) we fix training SNR and bandwidth, and vary the training strategy, in (b) the training SNR is fixed, while we change the available bandwidth. In (c) we fix the bandwidth and vary the SNR used for training. The experiments are performed for the AWGN channel.

#### D. Performance for different bandwidths

The comparison between different bandwidths for AirNet is shown in Fig. 4b. We observe that as we increase the bandwidth, the robustness of the network against noise increases. For the AWGN case, bandwidth of roughly  $5.2 \times 10^6$  channel symbols is sufficient to achieve the performance of 90% at extremely low SNR value of 0dB. However, as we further reduce the bandwidth, we sacrifice the robustness. Another finding is that, the SK expansion scheme is able to recover the accuracy loss due to pruning the network. In other words, it is better to first prune the network to a very low bandwidth and then expand it with SK mapping, compared to pruning to a moderate bandwidth. The advantage of the SK expansion becomes even more crucial at  $\text{SNR} < 5\text{dB}$  as it provides better protection for the more significant network parameters.

#### E. Graceful degradation

In Fig. 4c, we present the performance of the networks trained for different  $\text{SNR}_{\text{train}}$  and tested on a wide spectrum of  $\text{SNR}_{\text{test}}$ . We note, that our network, given moderate training SNR, can achieve satisfactory performance, even if there is a relatively high mismatch between the training and testing SNR value. However, the accuracy is maximized when there is no mismatch between training and testing SNR. Networks trained for a low  $\text{SNR}_{\text{train}} = 0\text{dB}$  or  $\text{SNR}_{\text{train}} = 2.5\text{dB}$  achieve good performance, when the test SNR is the same, but fail to recover the full accuracy even if the channel conditions improve. Again, we see that the network trained without noise injection performs the worse, when the channel is noisy. We also observe that our network exhibits *graceful degradation*; that is, its performance slowly degrades when the channel conditions get worse. On the contrary, digital transmission exhibits *threshold behaviour*, where the accuracy sharply drops when the channel conditions are worse than the code rate.

### V. CONCLUSIONS

We presented AirNet - a novel training and analog transmission strategy for rapid and efficient wireless delivery of DNNs, without resorting to the conventional source and channel coding steps. The strategy consists of joint pruning and noise injection, which leads to low bandwidth requirements and high robustness against channel noise. We also applied knowledge distillation step to boost-up performance of the resulting networks. SK mapping scheme for bandwidth expansion is proposed to increase the robustness of the network. Our strategy consistently outperforms digital network compression methods for AWGN and fading wireless channel communications scenario, proving that it will be essential for the success of time-sensitive location-dependent edge inference applications in future networks.



## REFERENCES

- [1] M. Boloursaz Mashhadi, M. Jankowski, T.-Y. Tung, S. Kobus, and D. Gunduz, "Federated mmwave beam selection utilizing LIDAR data," *arXiv cs.IT:2102.02802*, 2021.
- [2] K. Simonyan and A. Zisserman, "Very Deep Convolutional Networks for Large-Scale Image Recognition," *arXiv:1409.1556*, 2014.
- [3] Y. LeCun, J. Denker, and S. Solla, "Optimal Brain Damage," in *Advances in Neural Information Processing Systems*, 1990.
- [4] P. Molchanov, S. Tyree, T. Karras, T. Aila, and J. Kautz, "Pruning Convolutional Neural Networks for Resource Efficient Inference," in *International Conference on Learning Representations (ICLR)*, 2016.
- [5] H. Li, A. Kadav, I. Durdanovic, H. Samet, and H. Graf, "Pruning Filters for Efficient Vonnets," in *Int'l Conf. on Learning Repr. (ICLR)*, 2017.
- [6] J.-H. Luo, J. Wu, and W. Lin, "ThiNet: A Filter Level Pruning Method for Deep Neural Network Compression," in *2017 IEEE International Conference on Computer Vision (ICCV)*, 2017.
- [7] B. Isik, A. No, and T. Weissman, "Successive Pruning for Model Compression via Rate Distortion Theory," *arXiv:2102.08329*, 2021.
- [8] Y. Cheng, D. Wang, P. Zhou, and T. Zhang, "A survey of model compression and acceleration for deep neural networks," *arXiv cs.LG:1710.09282*, 2020.
- [9] S. Wiedemann et al., "DeepCABAC: A Universal Compression Algorithm for Deep Neural Networks," *IEEE Journal of Selected Topics in Signal Processing*, vol. 14, no. 4, pp. 700–714, 2020.
- [10] M. Sandler, A. Howard, M. Zhu, A. Zhmoginov, and L.-C. Chen, "Mobilenetv2: Inverted Residuals and Linear Bottlenecks," in *IEEE Conf. on Comp. Vision and Pattern Recog. (CVPR)*, 2018.
- [11] C. E. Shannon, "A Mathematical Theory of Communication," *The Bell System Technical Journal*, vol. 27, no. 3, pp. 379–423, July 1948.
- [12] N. Farsad, M. Rao, and A. Goldsmith, "Deep Learning for Joint Source-Channel Coding of Text," in *IEEE ICASSP*, 2018, pp. 2326–2330.
- [13] E. Bourtsoulatz, D. Burth Kurka, and D. Gündüz, "Deep Joint Source-Channel Coding for Wireless Image Transmission," *IEEE Trans. on Cognitive Comms. and Networking*, vol. 5, no. 3, pp. 567–579, 2019.
- [14] M. Jankowski, D. Gündüz, and K. Mikołajczyk, "Wireless Image Retrieval at the Edge," *IEEE Journal on Sel'd Areas in Comms.*, vol. 39, no. 1, pp. 89–100, 2021.
- [15] O. Russakovsky et al., "ImageNet Large Scale Visual Recognition Challenge," *Int'l Journal of Comp. Vision*, vol. 115, no. 3, pp. 211–252, 2015.
- [16] R. Zur, Y. Jiang, L. Pesce, and K. Drukker, "Noise Injection for Training Artificial Neural Networks: A Comparison With Weight Decay and Early Stopping," *Medical physics*, vol. 36, pp. 4810–8, 10 2009.
- [17] G. Hinton, O. Vinyals, and J. Dean, "Distilling the knowledge in a neural network," in *NIPS Deep Learn. and Rep. Learning Wrkshp.*, 2015.
- [18] V. A. Kotelnikov, *The Theory of Optimum Noise Immunity*, McGraw-Hill Book Company, Inc., 1959.
- [19] F. Hekland, P. A. Floor, and T. A. Ramstad, "Shannon-Kotelnikov Mappings in Joint Source-Channel Coding," *IEEE Transactions on Communications*, vol. 57, no. 1, pp. 94–105, 2009.
- [20] A. Krizhevsky, "Learning Multiple Layers of Features from Tiny Images," 2009.
- [21] K. He, X. Zhang, S. Ren, and J. Sun, "Deep Residual Learning for Image Recognition," in *Proceedings of the IEEE conference on computer vision and pattern recognition*, 2016.