

Removing the mini-batching error in Bayesian inference using Adaptive Langevin dynamics

I. Sekkat¹ and G. Stoltz^{1,2}

¹ CERMICS, Ecole des Ponts, Marne-la-Vallée, France

² MATERIALS team-project, Inria Paris, France

May 24, 2021

Abstract

The computational cost of usual Monte Carlo methods for sampling a posteriori laws in Bayesian inference scales linearly with the number of data points. One option to reduce it to a fraction of this cost is to resort to mini-batching in conjunction with unadjusted discretizations of Langevin dynamics, in which case only a random fraction of the data is used to estimate the gradient. However, this leads to an additional noise in the dynamics and hence a bias on the invariant measure which is sampled by the Markov chain. We advocate using the so-called Adaptive Langevin dynamics, which is a modification of standard inertial Langevin dynamics with a dynamical friction which automatically corrects for the increased noise arising from mini-batching. We investigate the practical relevance of the assumptions underpinning Adaptive Langevin (constant covariance for the estimation of the gradient), which are not satisfied in typical models of Bayesian inference; and show how to extend the approach to more general situations.

1 Introduction

Bayesian modeling allows to determine the distribution of parameters in statistical models, and hence to estimate functions of these parameters and their uncertainties. Since these distributions of parameters are given by (possibly very) high dimensional probability measures, Markov Chain Monte Carlo (MCMC) techniques [43, 8] are the default method to sample these target measures. In this work, we only consider probability distributions having a density with respect to the Lebesgue measure. Quantities of interest are then expectations with respect to the target distribution, which are approximated by Monte Carlo estimates based on ergodicity results for the Markov chains under consideration.

Two major classes of MCMC techniques can be distinguished. The first one gathers methods based on the Metropolis–Hastings algorithm [36, 21]. The second class of MCMC techniques relies on discretizations of stochastic differential equations (SDEs) which are ergodic with respect to the target measure. The SDEs used to sample from a probability distribution were originally introduced in molecular dynamics [19, 51, 26, 4], where atomic configurations in a system are typically distributed according to the Boltzmann–Gibbs distribution $\pi(d\theta) = Z^{-1} \exp(-V(\theta)) d\theta$, where Z is the normalization constant and V the potential energy function of the system. Two prominent examples of such dynamics are Langevin dynamics (which we consider in this work as being the underdamped, or kinetic version) and its overdamped limit. In practice, methods from the two classes can be blended, as for the Metropolis-adjusted Langevin algorithm [45, 44], which is a Metropolis–Hastings algorithm whose proposal function is provided by a Euler–Maruyama

discretization of overdamped Langevin dynamics. We focus in this work on the second class of techniques, namely the discretization of SDEs.

Both Metropolis–Hastings methods and discretization of SDEs can be computationally expensive in the context of Bayesian inference since the log-likelihood and/or its gradient have to be evaluated at each step, either to perform a Metropolis test or to compute the forces in the dynamics. The cost of computing the log-likelihood and its gradient scales as $\mathcal{O}(N_{\text{data}})$, where N_{data} is the size of the data set, which may be large. Some variations of Metropolis-like algorithms, based on estimates of the log-likelihood obtained from a random subsample of the data, have been introduced to reduce the computational cost of one iteration; see for example [25, 6, 41]. These methods however require some prior knowledge on the target measure, and/or introduce some bias on the measure actually sampled by the algorithm. A similar approach was proposed for discretizations of SDEs by Welling and Teh in [54], who suggested to use a mini-batch of the data to construct an estimator of the gradient of the log-likelihood, leading to the so-called Stochastic Gradient Langevin Dynamics (SGLD).

SGLD however also induces biases on the sampled invariant measure, which have two origins: the finiteness of the time step and the fact that the mini-batch size n is smaller than N_{data} . It is possible to remove the bias by using decreasing time steps, as initially suggested in [54] and mathematically analyzed in [50], but this is not practical for the convergence of longtime averages, in particular when there is some metastability in the system (*i.e.* in situations when the posterior probability measure is multimodal, and the numerical methods remain temporarily stuck in one of the modes before finding their way to another one). An analysis of the asymptotic bias of SGLD for fixed step sizes is provided in [53] (together with some analysis of the non-asymptotic bias, following the approach developed in [35]). The results show that SGLD has a weak error of order one, similarly to the Euler-Maruyama discretization of overdamped Langevin dynamics, but with an extra term in the leading error arising from the mini-batching procedure. In fact, the magnitude of this term makes it the dominant one, unless n is very close to N_{data} .

Various extensions and refinements of SGLD were proposed, in an attempt to improve the performance of the method and/or to reduce its bias. A first trend is to apply the mini-batching philosophy to dynamics which are more efficient in terms of sampling than overdamped Langevin dynamics, in particular Langevin dynamics [33], Hybrid Monte Carlo algorithms [12] and piecewise deterministic Markov processes [39, 7]. A second trend is to rely on control variate techniques to reduce the covariance of the stochastic estimator of the gradient of the log-likelihood, computed in practice by Gaussian approximations of the modes of the target probability measure; see for instance [38, 9, 5]. Of course, both trends can (should) be combined.

Our emphasis in this work is on the adaptive Langevin dynamics (AdL), introduced in [23, 15], which provides a way to reduce, and possibly even remove the bias arising from mini-batching in SGLD. This dynamics is a modification of Langevin dynamics where the friction is considered as a dynamical variable that adjusts itself so that the distribution of the velocities is correct. In addition to correcting for the mini-batching bias, it can also be used to train neural networks [28]. AdL was mathematically studied in [30]. The method completely removes the mini-batching bias when the covariance matrix of the estimator of the gradient is constant in the range of parameters explored by the method. This assumption is satisfied for Gaussian a posteriori distributions, as obtained when considering a Gaussian prior and Gaussian likelihoods, or when the number of data points is large enough and the a posteriori distribution concentrates around a Gaussian distribution according to the Bernstein–von Mises theorem (see for instance [52, Section 10.2]). There are however situations where this assumption does not hold (as we highlight on a numerical example in Section 3.3.2), in which case AdL fails to correct for the bias arising from mini-batching.

In this paper, we consider the case of extreme mini-batching procedures, corresponding to n as small as 1, as in initial works on stochastic approximation [42]. In this situation, no central limit theorem can be invoked to precisely characterize the statistical properties of the stochastic

gradient estimator. This is in contrast with various works which assume the mini-batching noise to be Gaussian. This is however not needed to make precise the weak error of numerical methods, and hence the bias on the invariant probability measure, as we show in our estimates on the bias for SGLD and Langevin dynamics with stochastic gradient estimators. One of our contributions is to precisely quantify how the bias on the invariant measure depends on the type (with or without replacement) and amount of mini-batching, through some key parameter $\varepsilon(n)$ defined in Section 2.2. We also carefully study the covariance matrix of the stochastic gradient estimator in illustrative numerical examples, highlighting that this matrix may exhibit substantial variations in the range of parameters explored by the dynamics under consideration, so that the key assumption underlying AdL is not satisfied in general. Nonetheless, our numerical analysis explains why AdL still succeeds to substantially reduce the bias compared to SGLD and Langevin dynamics. We finally introduce an extended version of AdL allowing to even further reduce the bias incurred by non constant covariance matrices. We motivate that the reduction in the bias is proportional to the quality of the approximation of the covariance matrix on a basis of functions (*e.g.* piecewise constant functions). In its simplest forms, our extension of AdL is very similar to the original AdL method, but allows for some extra flexibility which can dramatically reduce the bias.

The paper is organized as follows. We start in Section 2 by reviewing various results related to the numerical analysis of SDEs and the quantification of the bias on the invariant measure sampled by SGLD and Langevin dynamics with stochastic gradient estimators. We next turn to AdL in Section 3: we illustrate that some residual bias remains present due to the fact that the covariance of the gradient estimator is not constant in general, and we quantify it. Section 4 is dedicated to the introduction of an extended version of AdL that allows to accomodate non constant covariance matrices for the gradient estimator. The performance of this method is illustrated in Section 5. Some conclusions and perspectives are gathered in Section 6.

2 Stochastic gradient Markov Chain Monte Carlo

We consider a Bayesian inference problem where we denote by $\mathbf{x} = (x_i)_{i=1, \dots, N_{\text{data}}} \in \mathcal{X}^{N_{\text{data}}}$ a set of N_{data} data points, with $\mathcal{X} \subset \mathbb{R}^{d_{\text{data}}}$. The data points are assumed to be independent and identically distributed (i.i.d.) with respect to an elementary likelihood probability measure $P_{\text{elem}}(\cdot|\theta)$, parameterized by $\theta \in \Theta = \mathbb{R}^d$. The likelihood of \mathbf{x} is then given by

$$P_{\text{likelihood}}(\mathbf{x}|\theta) = \prod_{i=1}^{N_{\text{data}}} P_{\text{elem}}(x_i|\theta).$$

In the Bayesian framework, a prior distribution P_{prior} is considered on the parameters. The aim is to sample from the posterior distribution

$$\pi(\theta|\mathbf{x}) \propto P_{\text{prior}}(\theta)P_{\text{likelihood}}(\mathbf{x}|\theta), \quad (1)$$

in order, for instance, to compute expectations with respect to this distribution. Sampling is usually done with MCMC methods. This however requires, at each iteration, to compute either the log-likelihood $\pi(\cdot|\mathbf{x})$ or its gradient

$$\nabla_{\theta}(\log \pi(\theta|\mathbf{x})) = \nabla_{\theta}(\log P_{\text{prior}}(\theta)) + \sum_{i=1}^{N_{\text{data}}} \nabla_{\theta}(\log P_{\text{elem}}(x_i|\theta)). \quad (2)$$

The cost of computing these quantities scales as $\mathcal{O}(N_{\text{data}})$, and is usually the computational bottleneck in implementations of MCMC algorithms. As discussed in the introduction, we focus here on stochastic gradient dynamics, which are discretizations of stochastic dynamics

admitting $\pi(\cdot|\mathbf{x})$ as invariant probability measure, and where the cost of evaluating (2) is reduced by approximating the gradient through some estimator based on a mini-batch of the complete data set.

We first review in Section 2.1 elements on the error analysis of discretization of SDEs, with some emphasis on the bias induced on the invariant measure, as these results will be repeatedly used throughout this paper, and are key to understanding the performance and limitations of all the methods we discuss. We then recall in Section 2.2 the mini-batching method [54] and focus on the case where the size of mini-batch is small, possibly limited to a single point (as done in stochastic approximation algorithms [42]). We then recall two classical SDEs upon which our method is based: overdamped Langevin dynamics in Section 2.3 (known as SGLD when using mini-batching), and then Langevin dynamics in Section 2.4. In each of these sections, we analyze how mini-batching affects the posterior distribution and quantify the bias incurred on it from the associated effective dynamics. These results are illustrated by numerical examples in Section 2.5.

2.1 Some elements on error analysis for discretizations of SDEs

Consider a SDE $(\theta_t)_{t \geq 0} \subset \Theta$ with generator \mathcal{L} admitting $\pi(\cdot|\mathbf{x})$ as invariant probability measure: For any smooth function ϕ with compact support,

$$\int_{\Theta} \mathcal{L}\phi d\pi(\cdot|\mathbf{x}) = 0.$$

Denote by $(\theta^m)_{m \geq 0}$ a time discretization of the SDE with a fixed time step Δt (so that θ^m is an approximation of $\theta_{m\Delta t}$). We assume that the Markov chain corresponding to the time discretization of the SDE admits a unique invariant probability measure, denoted by $\pi_{\Delta t}$. This is for instance the case for Langevin-type dynamics when the drift of the dynamics is globally Lipschitz or when Lyapunov conditions are satisfied [34]. For a given observable ϕ , the target expectation

$$\mathbb{E}_{\pi}(\phi) = \int_{\Theta} \phi(\theta) \pi(\theta|\mathbf{x}) d\theta$$

is approximated by $\mathbb{E}_{\pi_{\Delta t}}(\phi)$, which is itself typically estimated by the trajectory average

$$\hat{\phi}_{\Delta t, N_{\text{iter}}} = \frac{1}{N_{\text{iter}}} \sum_{m=1}^{N_{\text{iter}}} \phi(\theta^m).$$

The total error on averages with respect to $\pi(\cdot|\mathbf{x})$ can then be written as:

$$\hat{\phi}_{\Delta t, N_{\text{iter}}} - \mathbb{E}_{\pi}(\phi) = (\mathbb{E}_{\pi_{\Delta t}}(\phi) - \mathbb{E}_{\pi}(\phi)) + (\hat{\phi}_{\Delta t, N_{\text{iter}}} - \mathbb{E}_{\pi_{\Delta t}}(\phi)).$$

The first term on the right hand side corresponds to the bias on the invariant probability measure resulting from taking finite step sizes. The second term in the error has two origins: (i) a bias coming from the initial distribution of θ^0 when this random variable is not distributed according to $\pi_{\Delta t}$; (ii) a statistical error, which is dictated by the central limit theorem for N_{iter} large.

We focus in this work on the bias on the invariant probability measure, which can be bounded using the weak order of the scheme, provided some ergodicity conditions are satisfied. Recall that a numerical scheme is of weak order s if for any smooth and compactly supported function ϕ and final time $T > 0$, there exists $C \in \mathbb{R}_+$ such that

$$\forall m \in \{1, \dots, \lceil T/\Delta t \rceil\}, \quad |\mathbb{E}[\phi(\theta_{m\Delta t})] - \mathbb{E}[\phi(\theta^m)]| \leq C\Delta t^s. \quad (3)$$

When this condition holds, and under appropriate ergodicity conditions (see [49] for a pioneering work, as well as [48, 34, 2, 27] for subsequent works on Langevin-like dynamics), the following

bound is obtained on the bias on the invariant probability measure of the numerical scheme: For any smooth and compactly supported function ϕ , there exists $\Delta t_\star > 0$ and L such that

$$\forall \Delta t \in (0, \Delta t_\star], \quad |\mathbb{E}_{\pi_{\Delta t}}(\phi) - \mathbb{E}_\pi(\phi)| \leq L \Delta t^s. \quad (4)$$

In order to write a sufficient local consistency condition to obtain an estimate such as (3), we introduce the evolution operator $P_{\Delta t}$ associated with the numerical scheme at hand, defined as follows: For any smooth and compactly supported function ϕ ,

$$(P_{\Delta t} \phi)(\theta) = \mathbb{E}[\phi(\theta^{m+1}) \mid \theta^m = \theta].$$

Under appropriate technical conditions, including moment conditions on the iterates of the numerical scheme (see [37, Theorem 2.1] for a precise statement), a sufficient condition for (3) to hold is

$$P_{\Delta t} = e^{\Delta t \mathcal{L}} + \mathcal{O}(\Delta t^{s+1}), \quad (5)$$

where $(e^{t \mathcal{L}} \phi)(\theta) = \mathbb{E}[\phi(\theta_t) \mid \theta_0 = \theta]$ is the evolution operator associated with the underlying SDE. Here and in the sequel, the above equality has to be understood as follows: For any smooth and compactly supported function ϕ , there exist $\Delta t_\star > 0$ and $K \in \mathbb{R}_+$ such that, for any $\Delta t \in (0, \Delta t_\star]$, there is a function $R_{\phi, \Delta t}$ for which

$$P_{\Delta t} \phi = e^{\Delta t \mathcal{L}} \phi + \Delta t^{s+1} R_{\phi, \Delta t}, \quad \sup_{\Delta t \in (0, \Delta t_\star]} \sup_{\theta \in \Theta} |R_{\phi, \Delta t}(\theta)| \leq K.$$

Let us conclude this section by introducing the concept of effective dynamics (also called modified SDEs in [46, 56]), a tool inspired by backward numerical analysis. The idea is to construct a continuous dynamics, parameterized by the time step, which better coincides with the numerical scheme than the reference dynamics. More precisely, given a numerical scheme of weak order s , characterized by the local consistency condition (5), we look for a modified SDE with generator $\mathcal{L}_{\text{mod}, \Delta t}$ such that

$$P_{\Delta t} - e^{\Delta t \mathcal{L}_{\text{mod}, \Delta t}} = \mathcal{O}(\Delta t^{s+2}).$$

The prime interest of effective dynamics in our work is to provide some interpretation of the behavior of numerical schemes. Following the standard philosophy of backward analysis, it is indeed possible to obtain information on the behavior of numerical schemes by studying the properties of the effective dynamics, in particular their invariant probability measures. This is also useful for instance to understand the impact of mini-batching on SGLD and Langevin dynamics (see respectively [53] and Section 2.4), and is also the foundation of Adaptive Langevin dynamics.

2.2 Mini-Batching procedure

The idea of using mini-batching in the context of SDEs has first been introduced through SGLD in [54] to reduce the calculation time of one step of the discretization of the overdamped Langevin dynamics (see (13) below) from $\mathcal{O}(N_{\text{data}})$ to a fraction of this cost. It is inspired from the classical stochastic gradient descent method [42] in the sense that a consistent approximation of $\nabla_\theta(\log \pi(\cdot | \mathbf{x}))$ is used in the discretization of overdamped Langevin dynamics; see Section 2.3 below.

Mini-batching relies on computing at each iteration an approximation of the gradient of the log-likelihood using a random subset of size n of the data points, which reduces the cost from $\mathcal{O}(N_{\text{data}})$ to $\mathcal{O}(n)$. More precisely, the gradient of the posterior distribution is approximated by

$$\widehat{F}_n(\theta) = \nabla_\theta(\log P_{\text{prior}}(\theta)) + \frac{N_{\text{data}}}{n} \sum_{i \in I_n} \nabla_\theta(\log P_{\text{elem}}(x_i | \theta)), \quad (6)$$

where I_n is a random subset of size n generated by sampling uniformly indices from $\{1, \dots, N_{\text{data}}\}$, with or without replacement. Sampling with or without replacement produces similar results when $n \ll N_{\text{data}}$ with N_{data} large enough. Sampling with replacement however leads to estimators (6) with larger variances for a given value of n (as quantified by (9) below), and should therefore be avoided when larger batches are considered. In any case, it is easily shown that $\widehat{F}_n(\theta)$ in (6) is a consistent approximation of $\nabla_{\theta}(\log \pi(\cdot|\mathbf{x}))$ given by (2).

Properties of $\widehat{F}_n(\theta)$. In view of (6), the covariance matrix of the stochastic gradient, which is nonnegative and symmetric, is given by:

$$\text{cov} \left(\widehat{F}_n(\theta) \right) = \varepsilon(n) \Sigma_{\mathbf{x}}(\theta), \quad (7)$$

with $\Sigma_{\mathbf{x}}(\theta)$ the empirical covariance of the gradient estimator for $n = 1$ (*i.e.* with expectations computed with respect to the random variable \mathcal{I} uniformly distributed in $\{1, \dots, N_{\text{data}}\}$):

$$\begin{aligned} \Sigma_{\mathbf{x}}(\theta) &= \text{cov}_{\mathcal{I}} [\nabla_{\theta}(\log P_{\text{elem}}(x_{\mathcal{I}}|\theta))] \\ &= \frac{1}{N_{\text{data}} - 1} \sum_{i=1}^{N_{\text{data}}} [\nabla_{\theta}(\log P_{\text{elem}}(x_i|\theta)) - \mathcal{F}_{\mathbf{x}}(\theta)] [\nabla_{\theta}(\log P_{\text{elem}}(x_i|\theta)) - \mathcal{F}_{\mathbf{x}}(\theta)]^T, \end{aligned} \quad (8)$$

where uv^T is the matrix $(u_i v_j)_{1 \leq i, j \leq d} \in \mathbb{R}^{d \times d}$ for $u, v \in \mathbb{R}^d$, the average force reads

$$\mathcal{F}_{\mathbf{x}}(\theta) = \frac{1}{N_{\text{data}}} \sum_{i=1}^{N_{\text{data}}} \nabla_{\theta}(\log P_{\text{elem}}(x_i|\theta)),$$

and

$$\varepsilon(n) = \begin{cases} \frac{N_{\text{data}}(N_{\text{data}} - 1)}{n}, & \text{for sampling with replacement,} \\ \frac{N_{\text{data}}(N_{\text{data}} - n)}{n}, & \text{for sampling without replacement.} \end{cases} \quad (9)$$

We refer for instance to [11] for more details. We will see in the next sections, for all the methods we consider, that the bias due to mini-batching is controlled by $\varepsilon(n)$ whether sampling is performed with or without replacement. It is really this parameter (in fact, $\varepsilon(n)\Delta t$) which needs to be small in order for the asymptotic analysis on the bias to be correct. Note that $\varepsilon(n) \geq N_{\text{data}} - 1$ for sampling with replacement, which means that a bias is necessarily observed in this case. Values of $\varepsilon(n)$ of order N_{data} are obtained only when the mini-batch size n is a fraction of the total number of data points N_{data} . To obtain values of order 1, sampling has to be done without replacement with n close to N_{data} . In contrast, $\varepsilon(n)$ is of order N_{data}^2 when the mini-batch size is small, whether sampling is performed with or without replacement.

The above definitions allow to rewrite (6) as

$$\widehat{F}_n(\theta) = \nabla_{\theta}(\log \pi(\theta|\mathbf{x})) + \sqrt{\varepsilon(n)} \Sigma_{\mathbf{x}}^{\frac{1}{2}}(\theta) Z_{\mathbf{x}, N_{\text{data}}, n}, \quad (10)$$

where $Z_{\mathbf{x}, N_{\text{data}}, n}$ is by construction a centered random variable with identity covariance. If n and N_{data} are large enough, and $n \ll N_{\text{data}}$, the central limit theorem holds so that $Z_{\mathbf{x}, N_{\text{data}}, n}$ asymptotically follows a centered reduced normal distribution (as assumed for instance in [12, 3, 55]). Most of the works in the literature consider the regime where the central limit theorem holds. This is however unnecessary when it comes to quantifying the weak error of the numerical scheme and hence the error on the invariant measure. In our work, we consider explicitly the case when n is of order 1 and N_{data} is (moderately) large, so that $Z_{\mathbf{x}, N_{\text{data}}, n}$ is not necessarily close to a Gaussian distribution. This is illustrated in Figures 1 and 2, where we plot the

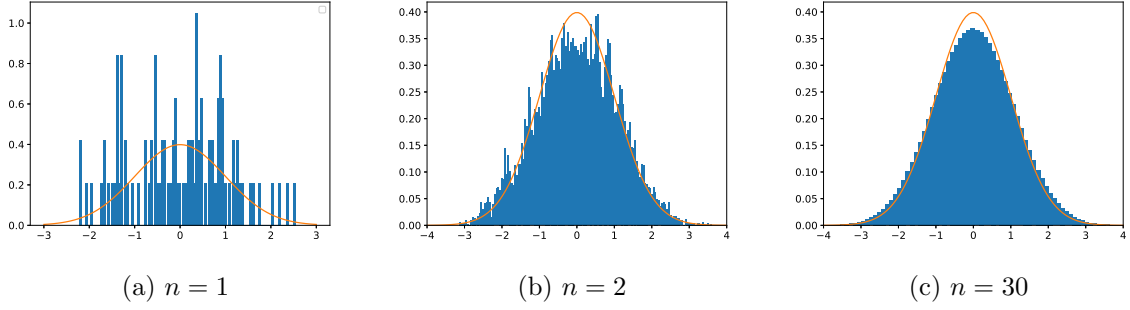


Figure 1: Histogram of $Z_{\mathbf{x}, N_{\text{data}}, n}$ when sampling is performed without replacement for the Gaussian model of Section 2.5.1, with $N_{\text{data}} = 100$, $\sigma_\theta = 1$, $\sigma_x = 1$, $\mu = 0$, $\theta = 0.5$. The reference standard Gaussian distribution is superimposed as a continuous line.

distribution of $Z_{\mathbf{x}, N_{\text{data}}, n}$ for various values of n for the models introduced in Section 2.5, where the elementary likelihood is either a Gaussian or a mixture of Gaussians. It is clear that the distribution of $Z_{\mathbf{x}, N_{\text{data}}, n}$ is far from being Gaussian for small values of n , but is nonetheless centered and with covariance I_d . Distributions close to Gaussian are obtained for $n = 20 - 30$ for the situation considered in Figure 2.

2.3 Stochastic Gradient Langevin Dynamics

We introduce in this section the SGLD algorithm (see Section 2.3.1) and analyze the bias due to replacing the gradient (2) by the stochastic estimator (6) using the effective dynamics associated with the numerical method at hand (see Section 2.3.2).

2.3.1 Description of the method

A popular SDE to sample from $\pi(\cdot|\mathbf{x})$ is the overdamped Langevin dynamics:

$$d\theta_t = \nabla_\theta(\log \pi(\theta_t|\mathbf{x})) dt + \sqrt{2} dW_t, \quad (11)$$

where W_t is a standard d -dimensional Wiener process. Its generator is given by

$$\mathcal{L}_{\text{ovd}} = \nabla_\theta(\log \pi(\cdot|\mathbf{x}))^T \nabla_\theta + \Delta_\theta. \quad (12)$$

It is well known that the process (11) is irreducible and admits $\pi(\cdot|\mathbf{x})$ as a unique invariant probability measure, so that expectations can be approximated by trajectory averages (see for instance [24]). In general, one cannot directly simulate the overdamped Langevin dynamics (11). To numerically approximate the solution, the widely used Euler-Maruyama scheme can be considered:

$$\theta^{m+1} = \theta^m + \Delta t \nabla_\theta(\log \pi(\theta^m|\mathbf{x})) + \sqrt{2\Delta t} G^m, \quad (13)$$

where $\Delta t > 0$ is the step size, and $(G^m)_{m \geq 0}$ is a vector of i.i.d. standard d -dimensional Gaussian random variables. It can be shown that the bias $\mathbb{E}_{\pi_{\Delta t}}(\phi) - \mathbb{E}_\pi(\phi)$ for overdamped Langevin dynamics is of order $\mathcal{O}(\Delta t)$; see for instance [47] and [34, Theorem 7.3] for pioneering works on ergodic properties of discretization of SDEs and error estimation for globally Lipschitz vector fields.

Using the stochastic estimator (6), SGLD corresponds to the following numerical scheme:

$$\theta^{m+1} = \theta^m + \Delta t \widehat{F}_n(\theta^m) + \sqrt{2\Delta t} G^m. \quad (14)$$

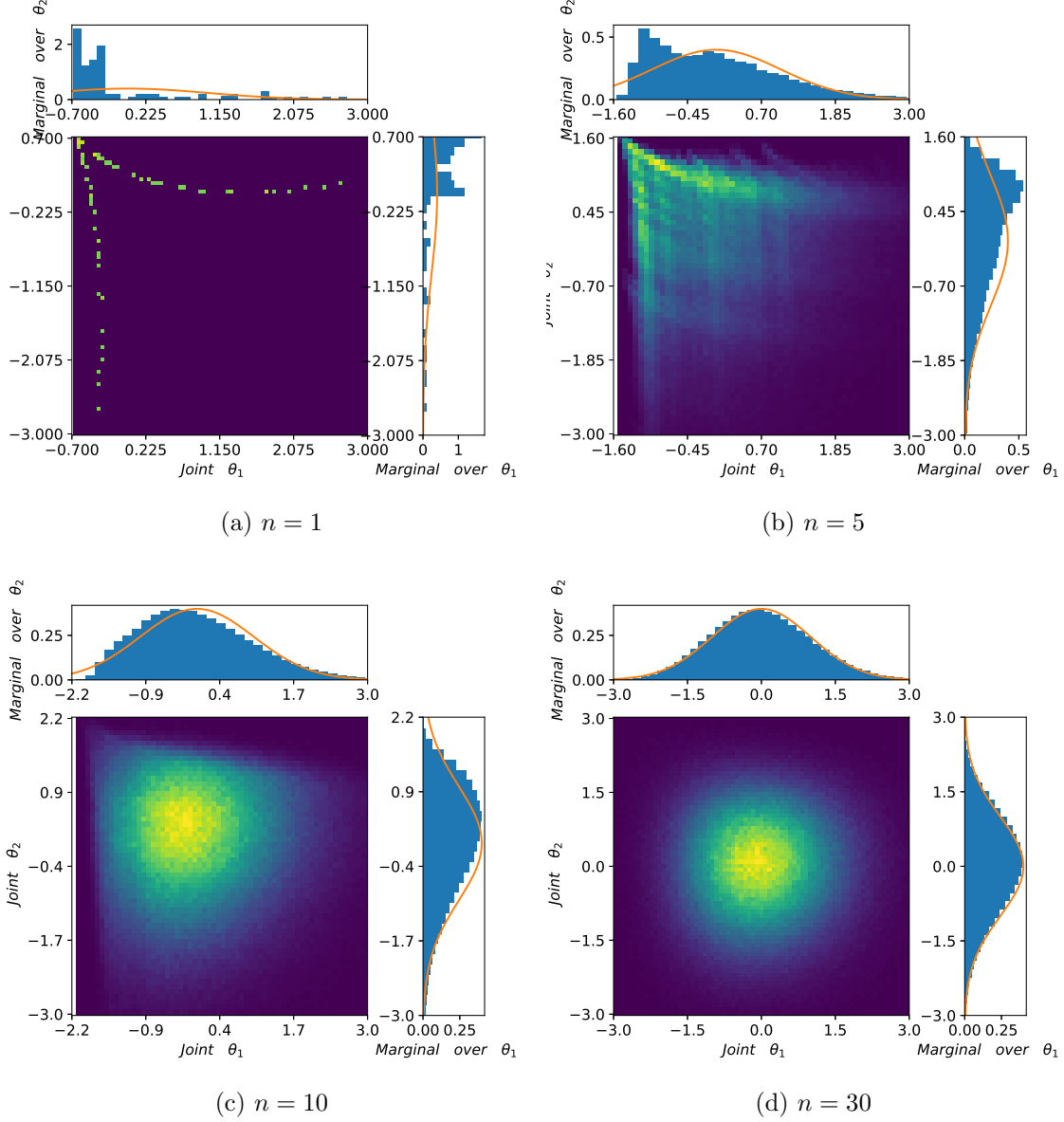


Figure 2: Histogram of $Z_{\mathbf{x}, N_{\text{data}}, n}$ for $\theta = (1, 0.2)$, when sampling is performed without replacement for the model of Section 2.5.2 with $N_{\text{data}} = 100$ data points sampled from a mixture of Gaussians with parameters $\sigma_1 = \sigma_2 = 0.4$, $w = 0.5$, $\theta_1 = 0.2$ and $\theta_2 = 1$. The reference standard Gaussian distribution is superimposed as a continuous line on the marginal distributions in θ_1, θ_2 .

We assume in the sequel that this Markov chain admits a unique invariant probability measure $\pi_{\Delta t, n}$ (we omit the dependence on \mathbf{x} to simplify the notation).

Remark 1. *It is suggested in [54] to use decreasing time steps as this allows to ultimately eliminate the bias without resorting to a Metropolis Hastings scheme. However, considering decreasing time-steps means that we need more iterations for a fixed final time T , which increases the computational cost of the algorithm and results in a possibly large variance in the estimation of averages at fixed computational cost. In practice, it is more customary to use a small finite time step. As discussed in [53], the bias arising from mini-batching dominates the one resulting from the time step discretization. Our focus in this work is therefore on the bias arising from mini-batching and not on the bias coming from the use of finite time steps.*

2.3.2 Effective SGLD

We recall in this section how to prove that the bias between the invariant measure $\pi_{\Delta t, n}$ of SGLD (14) and $\pi(\cdot|\mathbf{x})$ is of order $\mathcal{O}((1 + \varepsilon(n))\Delta t)$ – by which we mean that error estimates such as (4) hold with Δt^s replaced by $(1 + \varepsilon(n))\Delta t$ on the right hand side. Such error estimates were already obtained in [53]. This analysis is important since we will repeatedly rely on it to quantify the bias on the invariant probability measures of numerical schemes, in particular for Adaptive Langevin dynamics and their extensions, which is why we insist on presenting the overall strategy.

From a technical viewpoint, the analysis relies on effective dynamics, discussed at the end of Section 2.1. To derive an effective dynamics for the SGLD, we follow the general framework of backward error analysis for SDEs considered in [46, 56, 14, 1], which is based on building a perturbation to the generator associated with the original dynamics (12), constructed so that SGLD evolved over one step is closer to the SDE associated with the modified generator than to the original dynamics. The results of [53] show that (see also Appendix A.1 for a short proof allowing to make precise the dependence of the remainder term on n)

$$\hat{P}_{\Delta t, n} = e^{\Delta t(\mathcal{L}_{\text{ovd}} + \Delta t \mathcal{A}_{\text{ovd}, n})} + \mathcal{O}\left((1 + \varepsilon(n)^{3/2})\Delta t^3\right), \quad \mathcal{A}_{\text{ovd}, n} = \varepsilon(n)\mathcal{A}_{\text{mb}} + \mathcal{A}_{\text{disc}}, \quad (15)$$

where $\hat{P}_{\Delta t, n}$ is the evolution operator associated with the SGLD scheme (14), and the operators \mathcal{A}_{mb} and $\mathcal{A}_{\text{disc}}$ respectively encode the perturbations arising from mini-batching and time discretization:

$$\begin{aligned} \mathcal{A}_{\text{mb}}\phi &= \frac{1}{2}\Sigma_{\mathbf{x}} : \nabla_{\theta}^2 \phi, \\ \mathcal{A}_{\text{disc}}\phi &= -\nabla_{\theta}^2(\log \pi(\cdot|\mathbf{x})) : \nabla_{\theta}^2 \phi - \frac{1}{2}\nabla_{\theta}\Delta(\log \pi(\cdot|\mathbf{x}))^T \nabla_{\theta} \phi - \frac{1}{2}\nabla_{\theta}(\log \pi(\cdot|\mathbf{x}))^T \nabla_{\theta}^2(\log \pi(\cdot|\mathbf{x})) \nabla_{\theta} \phi. \end{aligned}$$

In the latter expressions, we denote by $:$ the Frobenius inner product of two square matrices, *i.e.*

$$\forall M^1, M^2 \in \mathbb{R}^{d \times d}, \quad M^1 : M^2 = \sum_{i, j=1}^d M_{i, j}^1 M_{i, j}^2.$$

In fact, as discussed in Remark 10 of Appendix A.1, the error estimate in (15) can be improved to $\mathcal{O}((1 + \varepsilon(n))\Delta t^3)$ when $\mathbb{E}[Z_{\mathbf{x}, N_{\text{data}, n}}^3] = 0$. Using [32, Remark 5.5], or results from [53], we deduce in any case that the bias between $\pi_{\Delta t, n}$ and π is of order $\mathcal{O}((1 + \varepsilon(n))\Delta t)$ provided that Δt and $\varepsilon(n)\Delta t$ are small enough.

Note that the bias can be decreased by either decreasing Δt or increasing n , hence decreasing $\varepsilon(n)$ in view of (9). However, as already discussed in [53], the mini-batching error usually dominates the discretization error by orders of magnitude since $\varepsilon(n)$ is proportional to N_{data}^2 unless n is a fraction of N_{data} , in which case it scales as N_{data} .

Remark 2. To reduce the mini-batching bias, it is suggested in [53] to renormalize the magnitude of the injected noise by a quantity involving $\Sigma_{\mathbf{x}}(\theta)$ (the so-called modified SGLD scheme). Since $\Sigma_{\mathbf{x}}(\theta)$ is usually unknown, this requires estimating this matrix, which is however computationally expensive since the estimation has to be repeated for each new value of θ , and may cancel the gain provided by mini-batching in the first place. Our focus in this work is to reduce the mini-batching error without the need to estimate $\Sigma_{\mathbf{x}}(\theta)$.

2.4 Langevin dynamics with mini-batching

It has been observed in practice that a better sampling of probability measures can be provided by Langevin dynamics, both in the literature on computational statistical physics (see for instance [10]) and more recently in the machine learning literature [13]. We first present in Section 2.4.1 the numerical scheme obtained by discretizing Langevin dynamics with a splitting scheme and replacing the gradient of the log-likelihood by its estimator (6), and then analyze the bias induced on the invariant probability measure of the numerical scheme in Section 2.4.2.

2.4.1 Standard Langevin dynamics

Langevin dynamics introduces some inertia in the evolution of θ , through an extended configuration space with a momentum vector p conjugated to θ . It can be seen as a perturbation of the Hamiltonian dynamics where some fluctuation/dissipation mechanism is added to the evolution of the momenta, and reads

$$\begin{cases} d\theta_t = p_t dt, \\ dp_t = \nabla_{\theta}(\log \pi(\theta_t | \mathbf{x})) dt - \Gamma p_t dt + \sqrt{2}\Gamma^{1/2} dW_t, \end{cases} \quad (16)$$

where $\Gamma \in \mathbb{R}^{d \times d}$ is a positive definite symmetric matrix. It would be possible, as in molecular dynamics, to attach a mass to each degree of freedom, but we set here for simplicity this mass to 1, the generalization to non trivial mass matrices being straightforward. The generator of Langevin dynamics (16) is given by

$$\mathcal{L}_{\text{lan}} = \nabla_{\theta}(\log \pi(\cdot | \mathbf{x}))^T \nabla_p + p^T \nabla_{\theta} - p^T \Gamma \nabla_p + \Gamma : \nabla_p^2. \quad (17)$$

The diffusion constant $\sqrt{2}\Gamma^{1/2}$ in front of the Wiener process ensures that the following probability distribution is invariant:

$$\mu(d\theta dp | \mathbf{x}) = \pi(\theta | \mathbf{x}) \tau(dp) d\theta,$$

where

$$\tau(dp) = (2\pi)^{-d/2} e^{-p^2/2} dp, \quad (18)$$

see for instance [40, 26, 32]. In particular, the marginal distribution of $\mu(\cdot | \mathbf{x})$ in the θ variable is indeed the target distribution (1). It can even be shown that time averages along solutions of (16) almost surely converge to averages with respect to μ since the generator of the dynamics is hypoelliptic [24].

To numerically approximate the solution of Langevin dynamics, we use a numerical integrator based on a second order Strang splitting, as encoded by the following evolution operator (although there are various other choices of orderings, see for instance [27, 26]):

$$P_{\Delta t} = e^{\Delta t \mathcal{L}_3/2} e^{\Delta t \mathcal{L}_2/2} e^{\Delta t \mathcal{L}_1} e^{\Delta t \mathcal{L}_2/2} e^{\Delta t \mathcal{L}_3/2}, \quad (19)$$

where

$$\mathcal{L}_1 = \nabla_{\theta} \log(\pi(\cdot | \mathbf{x}))^T \nabla_p, \quad \mathcal{L}_2 = p^T \nabla_{\theta}, \quad \mathcal{L}_3 = -p^T \Gamma \nabla_p + \Gamma : \nabla^2. \quad (20)$$

The elementary generators \mathcal{L}_1 and \mathcal{L}_2 are respectively associated with the elementary differential equations $d\theta_t = p_t dt$ and $dp_t = \nabla_\theta \log(\pi(\theta_t|\mathbf{x})) dt$, and can be analytically integrated. The elementary generator \mathcal{L}_3 is associated with the Ornstein–Uhlenbeck process $dp_t = -\Gamma p_t dt + \sqrt{2}\Gamma^{1/2} dW_t$, which can be analytically integrated as:

$$p_t = e^{-\Gamma t} p_0 + \sqrt{2} \int_0^t e^{-(t-s)\Gamma} \Gamma^{1/2} dW_s \sim \mathcal{N}(\alpha_t p_0, \text{Id} - \alpha_t), \quad \alpha_t = e^{-\Gamma t}. \quad (21)$$

Finally, the numerical scheme encoded by (19) reads:

$$\begin{cases} p^{m+\frac{1}{3}} = \alpha_{\Delta t/2} p^m + (\text{Id} - \alpha_{\Delta t})^{1/2} G^m, \\ \theta^{m+\frac{1}{2}} = \theta^m + \frac{\Delta t}{2} p^{m+\frac{1}{3}}, \\ p^{m+\frac{2}{3}} = p^{m+\frac{1}{3}} + \Delta t \nabla_\theta \left[\log \pi \left(\theta^{m+\frac{1}{2}} | \mathbf{x} \right) \right], \\ \theta^{m+1} = \theta^{m+\frac{1}{2}} + \frac{\Delta t}{2} p^{m+\frac{2}{3}}, \\ p^{m+1} = \alpha_{\Delta t/2} p^{m+\frac{2}{3}} + (\text{Id} - \alpha_{\Delta t})^{1/2} G^{m+\frac{1}{2}}, \end{cases} \quad (22)$$

where $(G^m)_{m \geq 0}$ and $(G^{m+\frac{1}{2}})_{m \geq 0}$ are two independent families of i.i.d. standard d -dimensional Gaussian random variables. Moreover, it is proved in [27, 2] that, if Θ is compact, the Markov chain generated by (22) admits a unique invariant probability measure $\mu_{\Delta t}$ and that there exists $C \in \mathbb{R}^+$ such that, for any smooth function ϕ with compact support,

$$\left| \int_{\Theta} \phi(\theta, p) \mu_{\Delta t}(d\theta dp) - \int_{\Theta} \phi(\theta, p) \mu(d\theta dp | \mathbf{x}) \right| \leq C \Delta t^2.$$

The key element to prove this statement is the fact that the numerical scheme (22) is an approximation of weak order 2 of Langevin dynamics (see [27, 2])

$$P_{\Delta t} = e^{\Delta t \mathcal{L}_{\text{lan}}} + \mathcal{O}(\Delta t^3). \quad (23)$$

2.4.2 Error estimates for Langevin dynamics with mini-batching

In order to analyze the error on the posterior measure sampled by a discretization of Langevin dynamics used in conjunction with mini-batching, we derive here the effective dynamics associated with the numerical method (22) when the gradient of the log-likelihood is replaced by its stochastic estimator (6) (similar results are obtained for other Strang splitting). This corresponds to the following numerical scheme:

$$\begin{cases} p^{m+\frac{1}{3}} = \alpha_{\Delta t/2} p^m + (\text{Id} - \alpha_{\Delta t})^{1/2} G^m, \\ \theta^{m+\frac{1}{2}} = \theta^m + \frac{\Delta t}{2} p^{m+\frac{1}{3}}, \\ p^{m+\frac{2}{3}} = p^{m+\frac{1}{3}} + \Delta t \widehat{F}_n \left(\theta^{m+\frac{1}{2}} \right), \\ \theta^{m+1} = \theta^{m+\frac{1}{2}} + \frac{\Delta t}{2} p^{m+\frac{2}{3}}, \\ p^{m+1} = \alpha_{\Delta t/2} p^{m+\frac{2}{3}} + (\text{Id} - \alpha_{\Delta t})^{1/2} G^{m+\frac{1}{2}}. \end{cases} \quad (24)$$

When using mini-batching, we are in fact replacing $e^{\Delta t \mathcal{L}_1}$ in (19) by the elementary evolution operator $Q_{\Delta t}^{\mathcal{L}_1}$ acting as

$$\left(Q_{\Delta t}^{\mathcal{L}_1} \varphi \right) (\theta, p) = \mathbb{E} \left[\varphi \left(p + \Delta t \widehat{F}_n(\theta) \right) \right].$$

A simple computation provided in Appendix A.2 shows that

$$Q_{\Delta t}^{\mathcal{L}_1} = e^{\Delta t \mathcal{L}_1} + \mathcal{O}(\varepsilon(n)\Delta t^2). \quad (25)$$

As mentioned in Remark 11, the error term can be improved if $\mathbb{E}[Z_{\mathbf{x}, N_{\text{data}}, n}^3] = 0$ to $\mathcal{O}(\varepsilon(n)^2 \Delta t^4)$.

Denoting by $\hat{P}_{\Delta t, n}$ the evolution operator of the numerical scheme (24), and by $\mu_{\Delta t, n}$ its invariant probability measure (assuming that it exists and it is unique), it can then be proved that (see Appendix A.2)

$$\hat{P}_{\Delta t, n} = e^{\Delta t \mathcal{L}_{\text{lan}}} + \mathcal{O}((\varepsilon(n) + \Delta t)\Delta t^2). \quad (26)$$

In view of this equality, the bias between μ and $\mu_{\Delta t, n}$ is of order $\mathcal{O}((\varepsilon(n) + \Delta t)\Delta t)$ (by which we mean that error estimates such as (4) hold with $(\varepsilon(n) + \Delta t)\Delta t$ on the right hand side instead of Δt^s). It is clear that the error $\varepsilon(n)\Delta t$ coming from mini-batching dominates the error Δt^2 due to time discretization since $\varepsilon(n)$ is much larger than Δt unless n is very close to N_{data} . Comparing this equality to (23) highlights the fact that mini-batching degrades the consistency estimate (23) by one order in Δt with respect to Langevin dynamics (16).

Remark 3. *To remove the bias at dominant order in $\varepsilon(n)\Delta t$, it is suggested in [33] to modify the integration of the Ornstein–Uhlenbeck part on the momenta. This requires however an estimation of the covariance matrix, which can again be computationally prohibitive (as discussed in Remark 2).*

2.4.3 Effective dynamics for Langevin dynamics with mini-batching

We now construct an effective dynamics which coincides at order 3 in Δt over one time step with the numerical scheme (24) even when using mini-batching, in order to obtain an equality similar to (23). This effective dynamics is the key building block to understand Adaptive Langevin dynamics in Section 3.1. A straightforward computation, following the lines of [33], shows that (see Appendix A.2)

$$\hat{P}_{\Delta t, n} = e^{\Delta t(\mathcal{L}_{\text{lan}} + \Delta t \varepsilon(n) \mathcal{A}_{\text{lan}})} + \mathcal{O}\left((1 + \varepsilon(n)^{3/2})\Delta t^3\right), \quad \mathcal{A}_{\text{lan}} = \frac{1}{2} \Sigma_{\mathbf{x}} : \nabla_p^2. \quad (27)$$

The effective dynamics associated with $\mathcal{L}_{\text{lan}} + \Delta t \varepsilon(n) \mathcal{A}$ is

$$\begin{cases} d\tilde{\theta}_t = \tilde{p}_t dt, \\ d\tilde{p}_t = \nabla_{\theta} \left[\log \pi(\tilde{\theta}_t | \mathbf{x}) \right] dt - \Gamma \tilde{p}_t dt + \left(2\Gamma + \varepsilon(n)\Delta t \Sigma_{\mathbf{x}}(\tilde{\theta}_t) \right)^{1/2} dW_t, \end{cases} \quad (28)$$

where $\Gamma + \varepsilon(n)\Delta t \Sigma_{\mathbf{x}}(\theta)$ is a positive definite matrix since $\Sigma_{\mathbf{x}}$ is positive (even though the latter matrix is unknown).

Remark 4. *Consider the simple case when the covariance of the gradient estimator is constant, namely $\Sigma_{\mathbf{x}} = \sigma^2 \mathbf{I}_d \in \mathbb{R}^{d \times d}$, and the friction is isotropic, namely $\Gamma = \gamma \mathbf{I}_d \in \mathbb{R}^{d \times d}$, with $\sigma, \gamma > 0$. In this situation, the modified Langevin dynamics (28) samples the invariant probability measure proportional to $\mu^{\beta_{\text{eff}}}$, with*

$$\beta_{\text{eff}} = \left(1 + \frac{\varepsilon(n)\sigma^2 \Delta t}{2\gamma} \right)^{-1} < 1. \quad (29)$$

2.5 Numerical illustration

We illustrate in this section the results on the bias of the posterior measure introduced by mini-batching when the elementary likelihoods are given by either a Gaussian or a mixture of Gaussians. The aim is to illustrate the bias in the non asymptotic regime $n = \mathcal{O}(1)$ (for which $Z_{\mathbf{x}, N_{\text{data}}, n}$ is not Gaussian), and to have a benchmark on the bias to compare with AdL and eAdL.

2.5.1 Gaussian posterior

We first suppose that the elements of the data set are normally distributed, namely $x_i|\theta \sim \mathcal{N}(\theta, \sigma_x^2)$, where θ is the parameter to estimate. The prior distribution on θ is a centered normal distribution with variance σ_θ^2 . In this case, simple computations show that the posterior distribution on θ is also Gaussian with mean μ_{post} and variance σ_{post}^2 , where (see for instance [53])

$$\mu_{\text{post}} = \left(\frac{\sigma_x^2}{\sigma_\theta^2} + N_{\text{data}} \right)^{-1} \sum_{i=1}^{N_{\text{data}}} x_i, \quad \sigma_{\text{post}}^2 = \left(\frac{1}{\sigma_\theta^2} + \frac{N_{\text{data}}}{\sigma_x^2} \right)^{-1}. \quad (30)$$

Moreover,

$$\widehat{F}_n(\theta) = -\frac{\theta}{\sigma_\theta^2} + \frac{N_{\text{data}}}{n} \sum_{i \in I_n} \frac{x_i - \theta}{\sigma_x^2}.$$

The variance of $\widehat{F}_n(\theta)$ as a function of θ can therefore be analytically computed using (8) and (9) (see again [53] for instance):

$$\Sigma_{\mathbf{x}}(\theta) = \text{var}_{\mathcal{I}} [\nabla_{\theta}(\log P_{\text{elem}}(x_{\mathcal{I}}|\theta))] = \frac{\text{var}(\mathbf{x})}{\sigma_x^4}, \quad (31)$$

where \mathcal{I} is a random variable uniformly distributed in $\{1, \dots, N_{\text{data}}\}$, and

$$\text{var}(\mathbf{x}) = \frac{1}{N_{\text{data}} - 1} \sum_{i=1}^{N_{\text{data}}} \left(x_i - \frac{1}{N_{\text{data}}} \sum_{j=1}^{N_{\text{data}}} x_j \right)^2$$

is the empirical variance of the data. In this case, the covariance of the force $\Sigma_{\mathbf{x}}$ is constant and does not depend on the parameter θ .

Let us first discuss SGLD. As shown in [53, Section 2.1], there is no bias on the mean of the posterior distribution $\pi_{\Delta t, n}$ of the Markov chain associated with SGLD. The latter distribution is however not Gaussian, because the random variable $Z_{\mathbf{x}, N_{\text{data}}, n}$ is not Gaussian. In order to characterize the shape of this distribution at dominant order, we write the effective dynamics with generator $\mathcal{L}_{\text{ovd}} + \Delta t \mathcal{A}_{\text{ovd}, n}$ in (15), which turns out to be an Ornstein–Uhlenbeck process:

$$d\theta_t = \left[- \left(1 + \frac{\Delta t}{2\sigma_{\text{post}}^2} \right) \frac{\theta - \mu_{\text{post}}}{\sigma_{\text{post}}^2} \right] dt + \sqrt{2} \left(1 + \frac{\Delta t \varepsilon(n)}{2\sigma_x^4} \text{var}(\mathbf{x}) + \frac{\Delta t}{\sigma_{\text{post}}^2} \right)^{1/2} dW_t.$$

The probability measure of the latter process is a Gaussian distribution with mean 0 and variance

$$\sigma_{\text{post}}^2 \left(1 + \frac{\Delta t}{2\sigma_{\text{post}}^2} \right)^{-1} \left(1 + \frac{\varepsilon(n)\Delta t}{2\sigma_x^4} \text{var}(\mathbf{x}) + \frac{\Delta t}{\sigma_{\text{post}}^2} \right).$$

This shows that the invariant probability measure of SGLD is, at dominant order in Δt and $\varepsilon(n)\Delta t$, a Gaussian distribution with mean 0 and variance

$$\sigma_{\text{post}}^2 \left[1 + \frac{\Delta t}{2} \left(\frac{\varepsilon(n)}{\sigma_x^4} \text{var}(\mathbf{x}) + \frac{1}{\sigma_{\text{post}}^2} \right) \right] + \mathcal{O}((1 + \varepsilon(n)^2)\Delta t^2). \quad (32)$$

For Langevin dynamics with mini-batching, there is (as for SGLD) no bias on the mean of the posterior distribution $\pi_{\Delta t, n}$, as proved in Appendix B. The latter distribution is however not Gaussian when the random variable $Z_{\mathbf{x}, N_{\text{data}}, n}$ is not Gaussian. It is however close to a Gaussian distribution since the marginal posterior distribution in the θ variable obtained for the effective Langevin dynamics is, according to Remark 4, a Gaussian distribution with

mean μ_{post} and variance $\sigma_{\text{post}}^2/\beta_{\text{eff}}$. This means that the variance for the discretization of Langevin dynamics (24) is, at dominant order in Δt and $\varepsilon(n)\Delta t$, and when $\Gamma = \gamma I_d$,

$$\sigma_{\text{post}}^2 \left(1 + \frac{\varepsilon(n)\Delta t}{2\gamma\sigma_x^4} \text{var}(\mathbf{x}) \right) + \mathcal{O}((1 + \varepsilon(n)^2)\Delta t^2). \quad (33)$$

Note that this expression coincides with (32) when $\gamma = 1$ and $\varepsilon(n) \gg 1$.

To perform the numerical experiments, we generate a dataset of $N_{\text{data}} = 100$ according to a Gaussian distribution with mean $\theta_0 = 0$ and variance $\sigma_x = 1$. We also set $\sigma_\theta = 1$ in the prior distribution. We run the SGLD scheme (14) and Langevin dynamics with the numerical scheme (24) with $\Gamma = 1$ for a final time $T = 10^6$ and various values of Δt (which corresponds to $N_{\text{iter}} = T/\Delta t$ time steps). We also consider various values of n , the subsampling of the data points being done with and without replacement. We report in Figure 3 the bias on the variance, given in the limit $N_{\text{iter}} \rightarrow +\infty$ by

$$\left| \left[\int_{\mathbb{R}} \theta^2 \pi_{\Delta t, n}(\theta|\mathbf{x}) d\theta - \left(\int_{\mathbb{R}} \theta \pi_{\Delta t, n}(\theta|\mathbf{x}) d\theta \right)^2 \right] - \left[\int_{\mathbb{R}} \theta^2 \pi(\theta|\mathbf{x}) d\theta - \left(\int_{\mathbb{R}} \theta \pi(\theta|\mathbf{x}) d\theta \right)^2 \right] \right|,$$

where $\pi_{\Delta t, n}(\cdot|\mathbf{x})$ denotes the invariant measure in the θ variable of the numerical scheme under consideration (for (24), this corresponds to the marginal measure of $\mu_{\Delta t, n}(\theta, p|\mathbf{x})$ in the θ variable).

Several conclusions can be drawn from the results presented in Figure 3. First, note that the bias is determined by the value of $\varepsilon(n)$ irrespectively of the fact that sampling is performed with or without replacement. Second, the bias is indeed affine in $\varepsilon(n)$, with a slope which is proportional to Δt . In fact, all curves would be superimposed if we were plotting the error as a function of $\varepsilon(n)\Delta t$, which demonstrates that the error is indeed determined at dominant order by this parameter. We do not report results for $\varepsilon(n) = 0$, which corresponds to $n = N_{\text{data}}$ and sampling without replacement, since the corresponding error is anyway much smaller than the one arising from mini-batching. Finally, errors are very similar for SGLD and the scheme (24) associated with Langevin dynamics, as anticipated from the comparison of (32) and (33) when choosing $\gamma = 1$.

2.5.2 Mixture of Gaussians

We next consider a more realistic case where the data points are distributed according to a mixture of Gaussians:

$$P_{\text{elem}}(x_i|\theta) = \frac{w}{\sqrt{2\pi}\sigma_1} \exp\left(-\frac{(x_i - \mu_1)^2}{2\sigma_1^2}\right) + \frac{1-w}{\sqrt{2\pi}\sigma_2} \exp\left(-\frac{(x_i - \mu_2)^2}{2\sigma_2^2}\right), \quad (34)$$

where $w \in [0, 1]$, $\mu_1, \mu_2 \in \mathbb{R}$ and $\sigma_1, \sigma_2 \in (0, +\infty)$. We consider the case when the parameters to estimate are the centers of the Gaussians $\theta = (\mu_1, \mu_2)$, whereas σ_1, σ_2 and w are given. The prior distribution on the vector of parameters θ is chosen to be a centered normal distribution with covariance matrix I_2 . To perform numerical simulations, we fix $\mu_1 = 1$, $\mu_2 = 0.5$, $\sigma_1 = \sigma_2 = 0.4$, $w = 0.5$ and $N_{\text{data}} = 100$ to generate the dataset according to (34). We run again the numerical schemes (14) and (24), with $\Gamma = I_2$ and an integration time $T = 10^6$. We compute the L^1 error on the marginal distribution in the $\theta_1 = \mu_1$ variable, given in the limit $N_{\text{iter}} \rightarrow +\infty$ by

$$\int_{\mathbb{R}} \left| \int_{\mathbb{R}} \pi_{\Delta t, n}(\theta|\mathbf{x}) d\theta_2 - \int_{\mathbb{R}} \pi(\theta|\mathbf{x}) d\theta_2 \right| d\theta_1. \quad (35)$$

We plot this error with respect to $\varepsilon(n)$ for various values of Δt in Figure 4. We use numerical quadratures to approximate the integral with respect to θ_1 in (35) (approximating the marginals

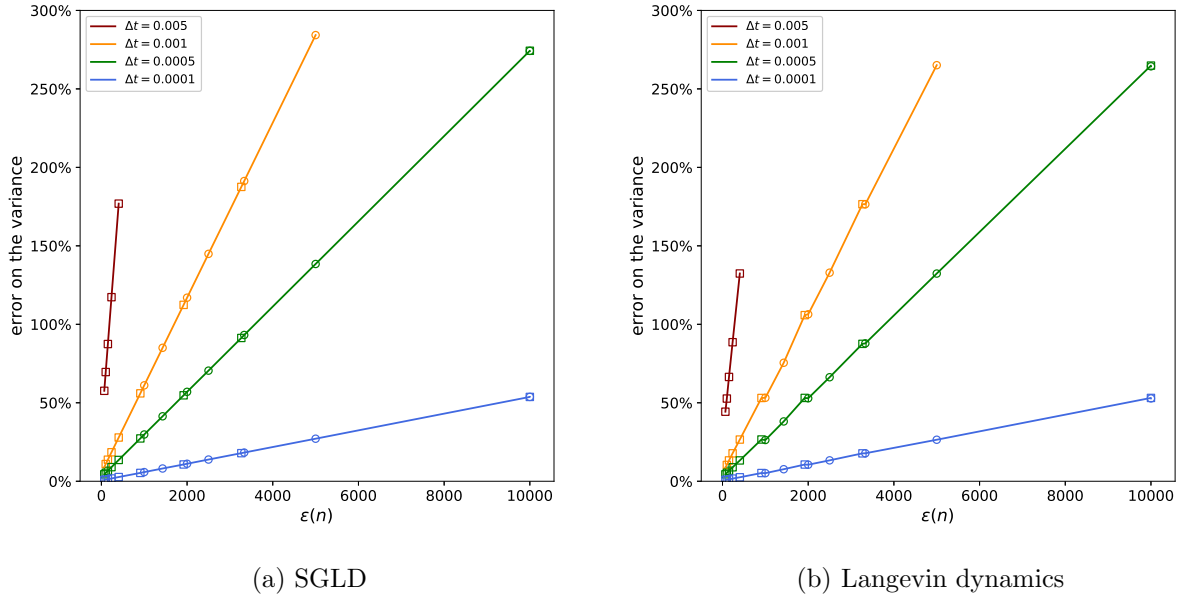


Figure 3: Relative error on the variance of the posterior distribution for various values of Δt and n when the elementary likelihood is a Gaussian distribution, when sampling with (circles) and without replacement (squares).

as piecewise constant functions over a grid of 500 bins over the interval $[0, 1.4]$, and also to compute the integral with respect to θ_2 for $\pi(\cdot | \mathbf{x})$.

The interpretation of the results presented in Figure 4 is quite similar to the discussion of the results of Figure 3. They confirm that the bias is determined by the value of $\varepsilon(n)$ irrespectively of the fact that sampling is performed with or without replacement. Note also that the errors are quite similar for SGLD and Langevin dynamics with $\Gamma = \mathbf{I}_2$. Moreover, the L^1 error (35) is affine in $\varepsilon(n)$ provided $\varepsilon(n)\Delta t$ is sufficiently small so that the asymptotic analysis of the bias is indeed valid. From a quantitative viewpoint, the affine regime is observed for L^1 errors below 0.1. This regime is relevant for time steps $\Delta t \leq 10^{-4}$, but not for simulations with larger time steps.

3 Adaptive Langevin dynamics

Using SGLD or Langevin dynamics with mini-batching introduces a bias on the posterior distribution. We present in Section 3.1 Adaptive Langevin (AdL) dynamics [23, 15], whose aim is to remove the bias due to mini-batching. Under the key assumption that the covariance matrix $\Sigma_{\mathbf{x}}(\theta)$ defined in (8) is constant (but unknown), it can indeed be proved that Adaptive Langevin dynamics samples the target distribution, as recalled in Section 3.2. However, we demonstrate in Section 3.3 that this assumption may not hold in practice, *e.g.* for models for which the elementary likelihood is a mixture of Gaussians, which motivates the construction of an extended version of AdL to tackle such cases. We also quantify the bias on the invariant measure in these situations, explaining why AdL performs better than SGLD or Langevin dynamics with minibatching.

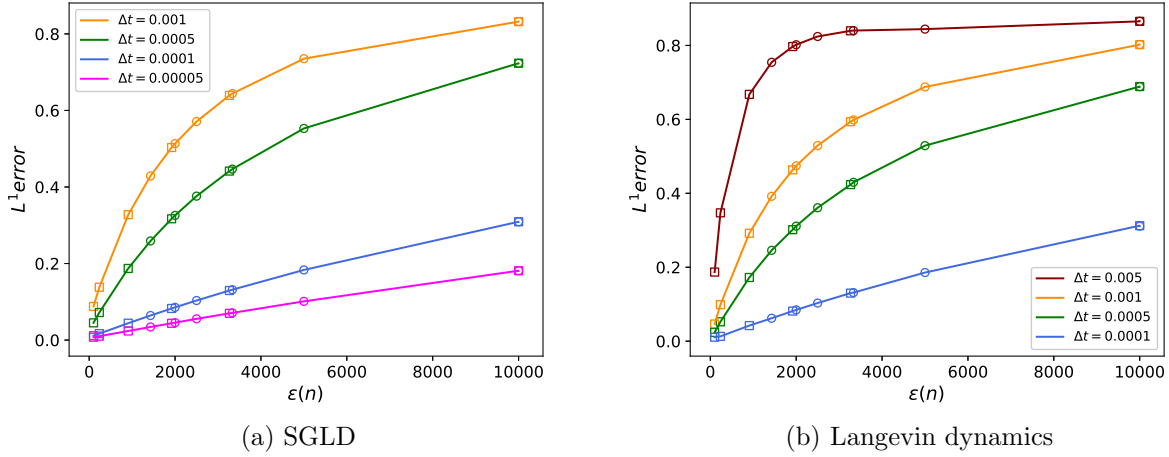


Figure 4: L^1 error on the θ_1 marginal of the posterior distribution for various values of Δt and n when the elementary likelihoods are mixtures of Gaussians, when sampling with (circles) and without replacement (squares).

3.1 General formulation of Adaptive Langevin dynamics

Adaptive Langevin dynamics (AdL) was initially introduced to address the issue of the gradient of the energy not being exactly computed in molecular dynamics [23]. AdL was then considered for Bayesian inference in [15] where it allows to remove the bias arising from mini-batching under the assumption of the covariance $\Sigma_{\mathbf{x}}$ being constant. As discussed in Section 2.4, the effect of the stochastic estimator (10) of the force in Langevin dynamics is, at dominant order, to add an unknown contribution to the diffusion coefficient in front of the Brownian motion, which we denote by $\sqrt{2}A_{\Delta t}(\theta)^{1/2}$, with

$$A_{\Delta t}(\theta) = \Gamma + \frac{\varepsilon(n)\Delta t}{2}\Sigma_{\mathbf{x}}(\theta). \quad (36)$$

Note that $A_{\Delta t}(\theta) \in \mathbb{R}^{d \times d}$ is an unknown positive definite symmetric matrix. The idea behind AdL is to modify the effective Langevin dynamics so that it admits $\pi(\cdot|\mathbf{x})$ as an invariant probability measure (more precisely, that it admits an invariant probability measure whose marginal distribution in the θ variable is $\pi(\cdot|\mathbf{x})$). The friction matrix, denoted here by $\xi \in \mathbb{R}^{d \times d}$, is no longer a constant, but a dynamical variable that adjusts itself to the effective noise resulting from mini-batching. Denoting by $[\xi]_{i,j}$ the components of ξ , AdL can be written as

$$\begin{cases} d\theta_t = p_t dt, \\ dp_t = (\nabla(\log \pi(\theta_t|\mathbf{x})) - \xi_t p_t) dt + \sqrt{2}A_{\Delta t}(\theta_t)^{1/2} dW_t, \\ d[\xi_t]_{i,j} = \frac{1}{\eta} (p_{i,t}p_{j,t} - \delta_{i,j}) dt, \quad 1 \leq i, j \leq d, \end{cases} \quad (37)$$

where η is a positive scalar which sets the timescale for the evolution of the friction matrix (see Remark 6 below for more general choices). Let us emphasize once again that we consider that each degree of freedom has mass 1 for simplicity, but our analysis can be easily generalized to non trivial mass matrices.

Remark 5. *If the initial condition ξ_0 is symmetric, then the matrix ξ_t is symmetric for all t . In any case, the quantities $\xi_{i,j,t} - \xi_{j,i,t}$ are constant. This shows that it suffices to introduce*

$(d+1)d/2$ new variables $([\xi]_{i,j})_{1 \leq i \leq j \leq d}$ to simulate AdL. However, for Lemma 1 below, it is more convenient to write out statements and proofs with all variables $([\xi]_{i,j})_{1 \leq i,j \leq d}$.

Remark 6. It is possible to formulate AdL for with different timescale parameters for the evolution of the components of the friction matrix, as defined by a symmetric matrix $\eta = \eta^T \in \mathbb{R}^{d \times d}$ with positive entries. In this case, each element i, j of ξ follows the dynamics

$$d[\xi_t]_{i,j} = \frac{1}{\eta_{i,j}} (p_{i,t} p_{j,t} - \delta_{i,j}) dt.$$

Let us conclude this general presentation of AdL by recalling the motivation for the dynamics on the friction variable. We assume for this discussion that $d = 1$ in order to simplify the presentation. One way to understand the intuition behind AdL is to see (37) as the superposition of a Hamiltonian dynamics (which preserves the energy $-\log \pi(\theta|\mathbf{x}) + |p|^2/2$) and the following elementary dynamics:

$$\begin{cases} dp_t = -\xi_t p_t dt + \sqrt{2} A_{\Delta t}^{1/2} dW_t, \\ d\xi_t = \frac{1}{\eta} (p_t^2 - 1) dt. \end{cases}$$

Note that we write $A_{\Delta t}^{1/2}$ here instead of $A_{\Delta t}(\theta)^{1/2}$ since the value of θ does not change for this subdynamics. Knowing that the marginal distribution over the variable p of the invariant probability measure should be a Gaussian of variance 1 (see [15]), the idea is to keep the right balance between the friction ξ and the fluctuation $A_{\Delta t}$. Given that the strength of the fluctuation is unknown, the friction is adjusted so that the average kinetic energy is fixed to its target value, *i.e.* $\mathbb{E}(|p|^2) = 1$. More precisely, if $|p|^2 > 1$, the kinetic energy is larger than what it should be, so the friction is increased, which ends up decreasing p . We can use the same line of argument for the opposite case. In fact, the dynamics of the additional variable ξ follows a negative feedback loop control as in the Nosé-Hoover thermostat [29].

3.2 Adaptive Langevin dynamics for gradient estimators with constant covariance

We discuss more precisely in this section the properties of AdL under the crucial assumption that the covariance of the gradient estimator is constant :

$$\Sigma_{\mathbf{x}}(\theta) = \Sigma_{\mathbf{x}}. \quad (38)$$

This implies in particular that the matrix $A_{\Delta t}$ defined in (36) is constant. The limitations of this assumption are discussed more precisely in Section 3.3.

We start by discussing invariant probability measures of AdL in Section 3.2.1. We next present in Section 3.2.2 numerical schemes to integrate AdL, together with error estimates on the bias on their invariant measures. These results are numerically illustrated in Section 3.2.3 for the model of Section 2.5.1, for which the fundamental assumption (38) is satisfied. Let us emphasize here again that, in contrast to various works in the literature, we do not necessarily assume that n is much larger than 1 and that the random variable in (10) is Gaussian.

3.2.1 Invariant probability measure of AdL

The generator of the stochastic dynamics (37) can be written as

$$\mathcal{L}_{\text{AdL}, \Sigma_{\mathbf{x}}} = \mathcal{L}_{\text{ham}} + \mathcal{L}_{\text{FD}} + \mathcal{L}_{\text{NH}},$$

where

$$\mathcal{L}_{\text{NH}} = -p^T (\xi - A_{\Delta t}) \nabla_p + \frac{1}{\eta} \sum_{1 \leq i, j \leq d} (p_i p_j - \delta_{i,j}) \partial_{[\xi]_{i,j}},$$

and

$$\mathcal{L}_{\text{ham}} = p^T \nabla_\theta + \nabla_\theta (\log \pi(\cdot | \mathbf{x}))^T \nabla_p, \quad \mathcal{L}_{\text{FD}} = A_{\Delta t} : \nabla_p^2 - p^T A_{\Delta t} \nabla_p.$$

We recall the following result on the invariant probability measure of (37) (see [30, Section 2]).

Lemma 1. *Suppose that (38) holds. Then the dynamics (37) admits the following invariant probability measure*

$$\nu(d\theta dp d\xi) = \pi(\theta | \mathbf{x}) \tau(dp) \rho(d\xi) d\theta, \quad (39)$$

where $\tau(dp)$ is defined in (18) and

$$\rho(d\xi) = \frac{1}{(2\pi\eta)^{d^2/2}} \exp\left(-\frac{\eta}{2}(\xi - A_{\Delta t})^2\right) \prod_{1 \leq i, j \leq d} d[\xi]_{i,j}.$$

Lemma 1 suggests that, as long as assumption (38) is satisfied, sampling a probability measure using Adaptive Langevin dynamics is not affected by the mini-batching procedure to estimate the gradient of the log-likelihood in the θ variable. The marginal distribution of (39) in the variable θ is indeed the target distribution π , whatever the value of $A_{\Delta t}$. This shows that AdL can indeed adjust the friction in order to compensate fluctuations of arbitrary constant magnitude. We recall the proof of Lemma 1 because we will use similar computations in the proof of Theorem 8 below.

Remark 7. *Let us emphasize that Lemma 1 states that ν is invariant by AdL. However, the dynamics cannot be ergodic for this measure since $[\xi_t]_{i,j} - [\xi_t]_{j,i}$ remains constant, whereas $[\xi]_{i,j}$ and $[\xi_t]_{j,i}$ are independent under the probability measure (39). The dynamics can therefore at best be ergodic for the restriction of ν onto the sub-manifold*

$$\mathcal{S}(\xi_0) = \Theta \times \mathbb{R}^d \times \left\{ \xi \in \mathbb{R}^{d \times d} \mid [\xi]_{i,j} - [\xi]_{j,i} = [\xi_0]_{i,j} - [\xi_0]_{j,i} \right\},$$

which is determined by the initial condition ξ_0 . Such an ergodicity result is however not trivial at all since there are $d(d+1)$ independent degrees of freedom in the symmetric matrix ξ_t , while the noise acting on the momentum variable p is only of dimension d . The stochastic dynamics is therefore highly degenerate. In any case, the important point here is that the marginal in the θ -variable of the projected measure is $\pi(\cdot | \mathbf{x})$ whatever the distribution ρ in (39).

Proof. We follow the approach of [30, Section 2]. It suffices to show that, for all smooth and compactly supported functions ϕ ,

$$\int_{\Theta} \mathcal{L}_{\text{AdL}, \Sigma_{\mathbf{x}}} \phi d\nu = \int_{\Theta} \phi (\mathcal{L}_{\text{AdL}, \Sigma_{\mathbf{x}}}^* \mathbf{1}) d\nu = 0, \quad (40)$$

where adjoints are taken in $L^2(\nu)$. Simple computations based on integration by parts show that $\partial_{\theta_i}^* = -\partial_{\theta_i} - \partial_{\theta_i} (\log \pi(\theta | \mathbf{x}))$, $\partial_{p_i}^* = -\partial_{p_i} + p_i$, $\partial_{[\xi]_{i,j}}^* = -\partial_{[\xi]_{i,j}} + \eta([\xi]_{i,j} - [A_{\Delta t}]_{i,j})$, where we denote by $[A_{\Delta t}]_{i,j}$ the components of $A_{\Delta t}$. We can then rewrite the generators \mathcal{L}_{ham} and \mathcal{L}_{FD} as [30]:

$$\mathcal{L}_{\text{ham}} = \sum_{i=1}^d \partial_{p_i}^* \partial_{\theta_i} - \partial_{\theta_i}^* \partial_{p_i}, \quad (41)$$

$$\mathcal{L}_{\text{FD}} = -\nabla_p^* A_{\Delta t} \nabla_p = - \sum_{1 \leq i, j \leq d} [A_{\Delta t}]_{i,j} \partial_{p_i}^* \partial_{p_j}. \quad (42)$$

Moreover, for ϕ, ψ two smooth and compactly supported functions,

$$\begin{aligned}
\int_{\Theta} (\mathcal{L}_{\text{NH}} \phi) \psi \, d\nu &= \sum_{1 \leq i, j \leq d} \int_{\Theta} -p_i([\xi]_{i,j} - [A_{\Delta t}]_{i,j}) [\partial_{p_j} \phi] \psi + \frac{1}{\eta} (p_i p_j - \delta_{i,j}) [\partial_{[\xi]_{i,j}} \phi] \psi \, d\nu \\
&= \sum_{1 \leq i, j \leq d} \int_{\Theta} -([\xi]_{i,j} - [A_{\Delta t}]_{i,j}) \partial_{p_j}^* [p_i \psi] \phi + \frac{1}{\eta} (p_i p_j - \delta_{i,j}) [\partial_{[\xi]_{i,j}}^* \psi] \phi \, d\nu \quad (43) \\
&= - \int_{\Theta} (\mathcal{L}_{\text{NH}} \phi) \psi \, d\nu.
\end{aligned}$$

It is then clear that \mathcal{L}_{ham} and \mathcal{L}_{NH} are antisymmetric, while \mathcal{L}_{FD} is symmetric. Moreover, $\mathcal{L}_{\text{NH}} \mathbf{1} = \mathcal{L}_{\text{ham}} \mathbf{1} = \mathcal{L}_{\text{FD}} \mathbf{1} = 0$. The invariance of ν therefore follows from (40). \square

The mathematical properties of AdL are investigated in [30] in the case when $\Sigma_{\mathbf{x}} = \sigma^2 \mathbf{I}_d$ with σ^2 constant, and the friction is scalar valued (in which case the invariant probability measure provided by Lemma 1 is in fact the only invariant probability measure). The main contributions of [30] are the following: (i) the exponential convergence of the law of the process encoded by the convergence of the semi-group $e^{t\mathcal{L}}$ is proved using the hypocoercive approach of [22, 16, 17]; (ii) a central limit theorem for time averages along one realization of the dynamics is derived with bounds on the asymptotic variance depending on the parameters η and Γ of the dynamics. If $A_{\Delta t} \approx \Gamma$ (which is the case when Δt is sufficiently small), the mathematical analysis suggests to fix $\Gamma = \mathcal{O}(1)$ and $\eta = \mathcal{O}(1)$.

3.2.2 Numerical scheme

We now construct a numerical scheme for which AdL in (37) is the effective dynamics at dominant order in Δt and $\varepsilon(n)\Delta t$. Concretely, we replace the matrix $A_{\Delta t}$ by its expression (36) in the SDE (37) and consider the symmetric splitting scheme introduced in [30], which is based on decomposing (37) into the following four elementary SDEs (the variables which are evolved are indexed by t , while the ones which remain constant do not have any subscript):

$$d\theta_t = p \, dt, \quad (44)$$

$$dp_t = -\xi p_t \, dt + \sqrt{2}\Gamma^{1/2} \, dW_{1,t}, \quad (45)$$

$$dp_t = \nabla_{\theta}(\log \pi(\theta|\mathbf{x})) \, dt + \sqrt{\varepsilon(n)\Delta t \Sigma_{\mathbf{x}}(\theta)^{1/2}} \, dW_{2,t}, \quad (46)$$

$$d[\xi_t]_{i,j} = \frac{1}{\eta} (p_i p_j - \delta_{i,j}) \, dt, \quad 1 \leq i \leq j \leq d, \quad (47)$$

where $W_{1,t}, W_{2,t}$ are two independent standard d -dimensional Brownian motions. The elementary ordinary differential equations (44) and (47) can be trivially integrated. The elementary SDE (45) is an Ornstein–Uhlenbeck process that can be analytically integrated in law as

$$p^{m+1} = e^{-\Delta t \xi} p^m + \sigma_{\xi, \Gamma, \Delta t} G^m, \quad \sigma_{\xi, \Gamma, \Delta t}^2 = 2 \int_0^{\Delta t} e^{-s\xi} \Gamma e^{-s\xi} \, ds,$$

where $(G^m)_{m \geq 0}$ is a family of i.i.d. standard d -dimensional Gaussian random variables. If there exists M such that $\xi M + M\xi = \Gamma$, then $\sigma_{\xi, \Gamma, \Delta t}^2 = 2(M - e^{-\Delta t \xi} M e^{-\Delta t \xi})$. In particular, for $\Gamma = \gamma \mathbf{I}_d$, one can choose $M = \gamma \xi^{-1}/2$ in which case $\sigma_{\xi, \Gamma, \Delta t}^2 = \gamma \xi^{-1}(\mathbf{I}_d - e^{-2\Delta t \xi})$. When ξ is singular or close to singular, the latter formula has to be understood through a limiting procedure based on spectral calculus, see [30].

The elementary SDE (46) is integrated as

$$p^{m+1} = p^m + \Delta t \widehat{F}_n(\theta) = p^m + \Delta t \nabla_{\theta}(\log \pi(\theta|\mathbf{x})) + \Delta t \sqrt{\varepsilon(n) \Sigma_{\mathbf{x}}(\theta)^{1/2}} Z_{\mathbf{x}, N_{\text{data}}, n}. \quad (48)$$

Since the random variable $Z_{\mathbf{x}, N_{\text{data}}, n}$ has mean 0 and identity covariance by construction, the equality (66) in Appendix A.2 shows that the numerical scheme (48) is weakly consistent with (46), with a weak local error of order $(1 + \varepsilon(n)^{3/2})\Delta t^3$ (even if $Z_{\mathbf{x}, N_{\text{data}}, n}$ is not Gaussian). In the case where $\mathbb{E}[Z_{\mathbf{x}, N_{\text{data}}, n}^3] = 0$, the local weak error is of order $(1 + \varepsilon(n))\Delta t^3$.

The numerical scheme we consider is finally obtained by a Strang splitting where (46) is updated in the central step of the algorithm, in order to compute the force only once per time step and avoid its storage. The order in which the remaining elementary dynamics are integrated is unimportant for our purposes, although some orderings may be better than others, in particular in some limiting regimes where one of the parameters goes to 0 or infinity; see [31] for an extensive discussion in the context of AdL. Fixing $\Gamma = \gamma \text{I}_d$, the numerical scheme reads as follows:

$$\begin{cases} p^{m+\frac{1}{2}} = e^{-\Delta t \xi^m / 2} p^m + \left[\gamma (\xi^m)^{-1} \left(\text{I}_d - e^{-\Delta t \xi^m} \right) \right]^{1/2} G^m, \\ \xi^{m+\frac{1}{2}} = \xi^m + \frac{\Delta t}{2\eta} \left(p^{m+\frac{1}{2}} \left(p^{m+\frac{1}{2}} \right)^T - \text{I}_d \right), \\ \theta^{m+\frac{1}{2}} = \theta^m + \frac{\Delta t}{2} p^{m+\frac{1}{2}}, \\ \widehat{p}^{m+\frac{1}{2}} = p^{m+\frac{1}{2}} + \Delta t \widehat{F}_n \left(\theta^{m+\frac{1}{2}} \right), \\ \theta^{m+1} = \theta^{m+\frac{1}{2}} + \frac{\Delta t}{2} \widehat{p}^{m+\frac{1}{2}}, \\ \xi^{m+1} = \xi^{m+\frac{1}{2}} + \frac{\Delta t}{2\eta} \left(\widehat{p}^{m+\frac{1}{2}} \left(\widehat{p}^{m+\frac{1}{2}} \right)^T - \text{I}_d \right), \\ p^{m+1} = e^{-\Delta t \xi^{m+1} / 2} \widehat{p}^{m+\frac{1}{2}} + \left[\gamma (\xi^{m+1})^{-1} \left(\text{I}_d - e^{-\Delta t \xi^{m+1}} \right) \right]^{1/2} G^{m+\frac{1}{2}}, \end{cases} \quad (49)$$

where $(G^m)_{m \geq 0}$ and $(G^{m+\frac{1}{2}})_{m \geq 0}$ are two independent families of i.i.d. standard Gaussian random variables. Note that it is possible to work only with the additional variables $(\xi_{i,j})_{1 \leq i \leq j \leq d}$ since the updates of $\xi_{i,j}$ and $\xi_{j,i}$ in (37) are the same.

Using the Baker–Campbell–Hausdorff formula (see for instance [20, Section III.4.2]), as done in [27, 31] for instance, one can prove that the evolution operator $\widehat{P}_{\Delta t, n}$ of the numerical scheme (49) satisfies (see Appendix A.3)

$$\widehat{P}_{\Delta t, n} = e^{\Delta t \mathcal{L}_{\text{AdL}, \Sigma_{\mathbf{x}}}} + \mathcal{O} \left((1 + \varepsilon(n)^{3/2}) \Delta t^3 \right). \quad (50)$$

Assume next that (37) and (49) both admit a unique invariant probability measure, respectively denoted by ν_{ξ_0} and $\nu_{\xi_0, \Delta t, n}$. Then, the following error estimate holds: for any smooth function φ with compact support, there exists $C \in \mathbb{R}_+$ such that

$$\left| \int_{\Theta} \varphi(\theta, p, \xi) \nu_{\xi_0, \Delta t, n}(d\theta dp d\xi) - \int_{\Theta} \varphi(\theta, p, \xi) \nu_{\xi_0}(d\theta dp d\xi) \right| \leq C \left(1 + \varepsilon(n)^{3/2} \right) \Delta t^2. \quad (51)$$

Note that this error estimate holds even when $Z_{\mathbf{x}, N_{\text{data}}, n}$ is not Gaussian (namely for small values of n). When $\mathbb{E}[Z_{\mathbf{x}, N_{\text{data}}, n}^3] = 0$, a simple computation shows that the error estimate (51) holds with $C(1 + \varepsilon(n))\Delta t^2$ on the right hand side. When $Z_{\mathbf{x}, N_{\text{data}}, n}$ is Gaussian, the integration (48) is in fact exact in law. In any case, the analysis we made crucially depends on the fact that (38) holds. When it does not hold, there is an additional bias on the invariant measure due to mini-batching, as quantified in Section 3.3.

3.2.3 Numerical illustration for Gaussian likelihoods

We consider the same setting as in Section 2.5.1. The covariance $\Sigma_{\mathbf{x}}$, given by (31), is indeed constant for this model, so that assumption (38) indeed holds. We run the numerical scheme (49)

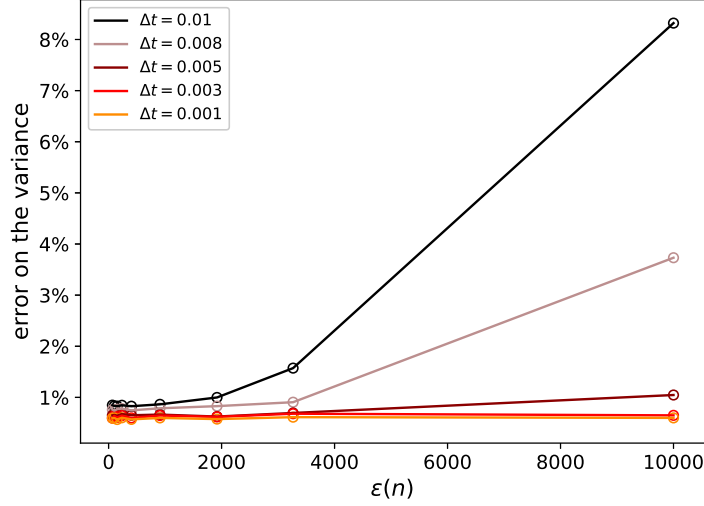


Figure 5: Relative error on the variance of the posterior distribution for various values of n using AdL when the elementary likelihood is Gaussian, and sampling is performed without replacement.

with $\gamma = 1$ for an integration time $T = 10^6$. Similar computations have already been performed in [15, 31]. In Figure 5, we plot the error on the variance of the marginal posterior distribution in the θ variable with respect to $\varepsilon(n)$. First, we note that, for Δt small enough (namely $\Delta t \leq 0.005$), the bias is not affected by the value of $\varepsilon(n)$ (even for the very large value N_{data}^2 obtained when $n = 1$), and hence by the size of the mini-batch. The bias is therefore simply due to the discretization time step. For large values of Δt (namely $\Delta t \geq 0.008$ in our experiments), the error is affected by the value of n . This is probably due to the fact that this rather large value of Δt is out of the regime where the asymptotic analysis for the bias holds. In any case, a comparison with Figure 3 shows that the error obtained with AdL is much smaller than the one obtained with SGLD (14) or the numerical scheme (24) (which corresponds to Langevin dynamics with mini-batching), even with much larger time steps.

3.3 Impact of a non constant covariance matrix

The bias analysis in the previous section does not hold in the case of a non constant covariance matrix $\Sigma_{\mathbf{x}}$. We first quantify in Section 3.3.1 the bias due to mini-batching when assumption (38) is not satisfied. We illustrate our analysis in Section 3.3.2 with a numerical example where the elementary likelihood is a mixture of Gaussians. In this case, $\Sigma_{\mathbf{x}}(\theta)$ genuinely depends on θ .

3.3.1 Mini-batching bias for Adaptive Langevin dynamics and non constant covariance

We consider the situation where $\Sigma_{\mathbf{x}}(\theta)$ genuinely depends on θ , and prove that the bias on the invariant measure is of order $\mathcal{O}(\varepsilon(n)\Delta t) + \mathcal{O}(\Delta t^2)$. Denote by

$$\bar{\Sigma}_{\mathbf{x}} = \int_{\Theta} \Sigma_{\mathbf{x}}(\theta) \pi(\theta | \mathbf{x}) d\theta$$

the average covariance of the estimator of the force. The motivation for introducing this particular constant matrix is discussed after Lemma 2 below. The generator of (37) can then be written as

$$\mathcal{L}_{\text{AdL}, \Sigma_{\mathbf{x}}} = \mathcal{L}_{\text{AdL}, \bar{\Sigma}_{\mathbf{x}}} + \varepsilon(n)\Delta t \tilde{\mathcal{L}}_{\Sigma_{\mathbf{x}} - \bar{\Sigma}_{\mathbf{x}}}, \quad \tilde{\mathcal{L}}_{\mathcal{M}} = \mathcal{M} : \nabla_p^2. \quad (52)$$

Since $\bar{\Sigma}_{\mathbf{x}}$ does not depend on θ , the probability measure ν defined in (39) is an invariant probability measure of the dynamics with generator $\mathcal{L}_{\text{AdL}, \bar{\Sigma}_{\mathbf{x}}}$. As in Sections 2.3 and 2.4, we next use [32, Remark 5.5] to prove that the extra bias due to mini-batching on the invariant measure of (37) when $\Sigma_{\mathbf{x}}$ is not constant is of order $\mathcal{O}(\varepsilon(n)\Delta t)$. More precisely, denoting by ν_{ξ_0} the invariant probability measure of the continuous dynamics (37) when $\Sigma_{\mathbf{x}}$ depend on the θ variable, and by $\bar{\nu}_{\xi_0}$ the invariant probability measure of the same dynamics (37) when the covariance is set to $\bar{\Sigma}_{\mathbf{x}}$ (recall Remark 7), it can be proved under appropriate ergodicity conditions that, for any smooth function φ with compact support, there exists $C \in \mathbb{R}_+$ such that

$$\left| \int_{\Theta} \varphi(\theta, p, \xi) \nu_{\xi_0}(d\theta dp d\xi) - \int_{\Theta} \varphi(\theta, p, \xi) [1 + \varepsilon(n)\Delta t f_{\text{AdL}, \Sigma_{\mathbf{x}}}(\theta, p, \xi)] \bar{\nu}_{\xi_0}(d\theta dp d\xi) \right| \leq C \varepsilon(n)^2 \Delta t^2, \quad (53)$$

where (adjoints being taken on $L^2(\bar{\nu}_{\xi_0})$)

$$f_{\text{AdL}, \Sigma_{\mathbf{x}}} = \left(\mathcal{L}_{\text{AdL}, \bar{\Sigma}_{\mathbf{x}}}^* \right)^{-1} \tilde{\mathcal{L}}_{\Sigma_{\mathbf{x}} - \bar{\Sigma}_{\mathbf{x}}}^* \mathbf{1}.$$

This shows that the difference between ν_{ξ_0} and $\bar{\nu}_{\xi_0}$ is of order $\varepsilon(n)\Delta t$, with a magnitude related to the norm of $f_{\text{AdL}, \Sigma_{\mathbf{x}}}$ in $L^2(\bar{\nu}_{\xi_0})$. The latter quantity is estimated in the following lemma.

Lemma 2. *Assume that the marginal distributions of $\bar{\nu}_{\xi_0}$ in the θ and p variables are respectively $\pi(\cdot|\mathbf{x})$ and τ , and that the resolvent $\mathcal{L}_{\text{AdL}, \bar{\Sigma}_{\mathbf{x}}}^{-1}$ is bounded on the subspace of functions in $L^2(\bar{\nu}_{\xi_0})$ with average 0 with respect to $\bar{\nu}_{\xi_0}$. Then there exists $C \in \mathbb{R}_+$ such that*

$$\|f_{\text{AdL}, \Sigma_{\mathbf{x}}}\|_{L^2(\bar{\nu}_{\xi_0})} \leq C \|\Sigma_{\mathbf{x}} - \bar{\Sigma}_{\mathbf{x}}\|_{L^2(\pi)}.$$

The boundedness of the resolvent has been proved when ξ is scalar valued, see [30]. Lemma 2 provides a motivation on the choice of $\bar{\Sigma}_{\mathbf{x}}$. Indeed, the error estimate in Lemma 2 would be true with $\bar{\Sigma}_{\mathbf{x}}$ replaced by any constant, positive, symmetric matrix $M \in \mathbb{R}^{d \times d}$. The optimal choice is the $L^2(\pi)$ -orthogonal projection $\bar{\Sigma}_{\mathbf{x}}$ of $\Sigma_{\mathbf{x}}$ onto constant matrices.

Proof. Note first that $\tilde{\mathcal{L}}_{\Sigma_{\mathbf{x}} - \bar{\Sigma}_{\mathbf{x}}}^* \mathbf{1} = (\Sigma_{\mathbf{x}} - \bar{\Sigma}_{\mathbf{x}}) : (\nabla_p^2)^* \mathbf{1}$. The (i, j) -component of $(\nabla_p^2)^* \mathbf{1}$ is $\partial_{p_i}^* \partial_{p_j}^* \mathbf{1} = p_i p_j - \delta_{i,j}$. Since

$$\int_{\mathbb{R}^d} (p_i p_j - \delta_{i,j})^2 \tau(p) dp = 1 + \delta_{i,j},$$

we obtain, by a Cauchy–Schwarz inequality,

$$\left\| \tilde{\mathcal{L}}_{\Sigma_{\mathbf{x}} - \bar{\Sigma}_{\mathbf{x}}}^* \mathbf{1} \right\|_{L^2(\bar{\nu}_{\xi_0})}^2 \leq \|\Sigma_{\mathbf{x}} - \bar{\Sigma}_{\mathbf{x}}\|_{L^2(\pi)}^2 \sum_{i,j=1}^d \int_{\mathbb{R}^d} (p_i p_j - \delta_{i,j})^2 \tau(p) dp = d(d+1) \|\Sigma_{\mathbf{x}} - \bar{\Sigma}_{\mathbf{x}}\|_{L^2(\pi)}^2.$$

The conclusion then follows from the assumed boundedness of the resolvent. \square

We finally deduce from (51) and (53) that the total error between the invariant probability measures for (37) and (49) is of order $\mathcal{O}(\varepsilon(n)\Delta t) + \mathcal{O}(\Delta t^2)$. However, as motivated by Lemma 2, the prefactor for the error term $\varepsilon(n)\Delta t$ is much smaller than the one for SGLD and Langevin dynamics, and depends only on the deviation of the covariance of the gradient from its average.

3.3.2 Mixture of Gaussians

We illustrate here that the bias on the posterior distribution is indeed of order $\mathcal{O}(\varepsilon(n)\Delta t + \Delta t^2)$ when (38) does not hold. We consider to this the model described in Section 2.5.1 with the same parameters. Assuming that the data points x_i are distributed according to $P_{\text{elem}}(x|\theta_0)$ for some θ_0 , the covariance $\Sigma_{\mathbf{x}}(\theta)$ has the following limit when the number of data points N_{data} is large:

$$\begin{aligned}\Sigma(\theta) &:= \lim_{N_{\text{data}} \rightarrow \infty} \Sigma_{\mathbf{x}}(\theta) \\ &= \int_{\mathcal{X}} \nabla_{\theta}(\log P_{\text{elem}}(x|\theta)) \nabla_{\theta}(\log P_{\text{elem}}(x|\theta))^T P_{\text{elem}}(x|\theta_0) dx \\ &\quad - \left(\int_{\mathcal{X}} \nabla_{\theta}(\log P_{\text{elem}}(x|\theta)) P_{\text{elem}}(x|\theta_0) dx \right) \left(\int_{\mathcal{X}} \nabla_{\theta}(\log P_{\text{elem}}(x|\theta)) P_{\text{elem}}(x|\theta_0) dx \right)^T.\end{aligned}\tag{54}$$

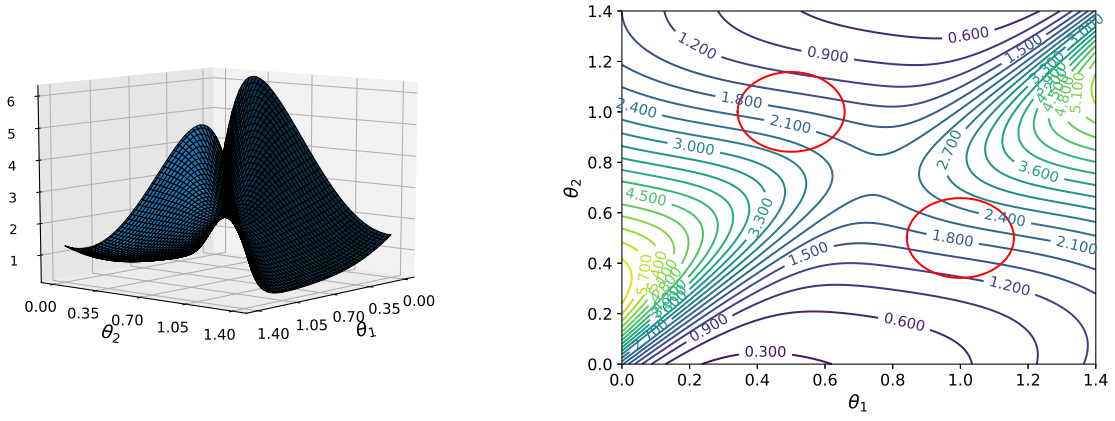
This limit is well defined provided $\nabla_{\theta}(\log P_{\text{elem}}(\cdot|\theta)) \in L^2(P_{\text{elem}}(\cdot|\theta_0))$ for all $\theta \in \Theta$. Computing $\Sigma(\theta)$ in (54) is intractable in general for two reasons: (i) θ_0 is unknown and anyway the data points may even not be distributed according to $P_{\text{elem}}(\cdot|\theta_0)$; (ii) the integral over x is possibly a high dimensional one or requires an evaluation cost of $\mathcal{O}(N_{\text{data}})$ to approximate it. We nonetheless use the formula (54) to compute the elements of $\Sigma_{\mathbf{x}}(\theta)$ in the low-dimensional case considered here to better understand the issues at stake. We plot in Figure 6 the components $\Sigma_{11}(\theta)$, $\Sigma_{12}(\theta)$ and $\Sigma_{22}(\theta)$ of the symmetric matrix $\Sigma(\theta)$ in (54). It is clear that the variance genuinely depends on the value of the parameter $\theta = (\theta_1, \theta_2)$, so that assumption (38) fails in this case.

To check whether the failure of assumption (38) has an impact on the properties of AdL, we generate $N_{\text{data}} = 100$ data points following the distribution (34) with the same parameters as indicated in Section 2.5.2. We run the numerical scheme (49) with $\gamma = 1$ to sample from the posterior distribution. We fix $T = 3 \times 10^6$, which is greater than the simulation time used in Section 2.5.2. This choice is motivated by metastability issues we noticed while using AdL (more details on this point are provided in Section 5.2, see in particular Figure 11). We report in Figure 7 the L^1 error given by (35). Note first that using AdL greatly reduce the L^1 error compared to the results of Figure 4, obtained with SGLD (14) or the numerical scheme (24) (which corresponds to Langevin dynamics with mini-batching). However, AdL fails to completely correct the bias due to mini-batching in this case. Consistently with the analysis of Section 3.3.1, we observe that the bias seems to scale linearly with $\varepsilon(n)\Delta t$ when this quantity is sufficiently small, although this is not yet completely clear for the simulation time used here (longer simulation times would be needed to cleanly see the scaling; currently the estimation of the bias is polluted by statistical errors). Note that we do not report the value corresponding to the parameters $\Delta t = 0.01$ and $n = 1$, since AdL is too metastable in this configuration, so that no reliable numerical result can be provided here.

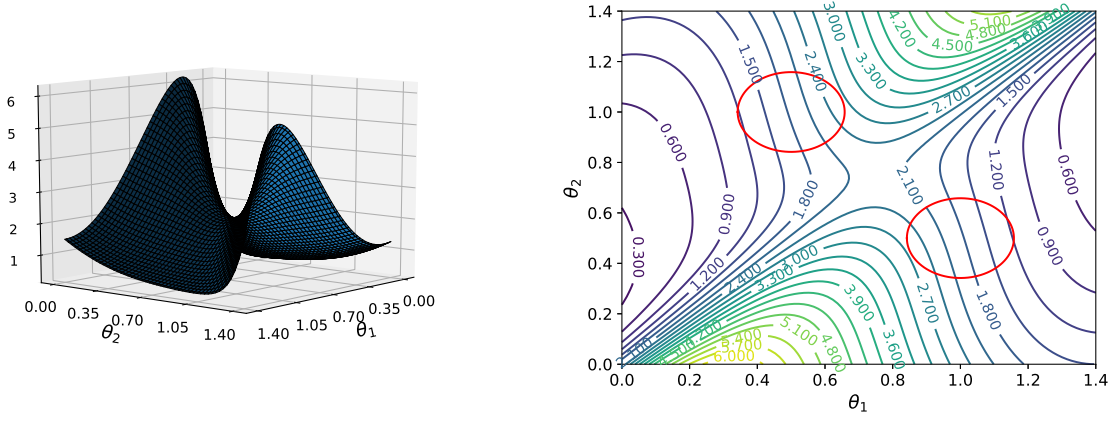
4 Extended Adaptive Langevin Dynamics

AdL corrects for the bias due to mini-batching when the covariance of the stochastic gradient is constant. This is unfortunately not always the case as we demonstrated in Section 3.3. In this section, we introduce an extension of AdL dynamics which allows to remove the bias when the covariance is not constant but can be decomposed on a finite basis of functions. This approach also allows to drastically reduce the bias even if the covariance matrix cannot be decomposed in a finite basis.

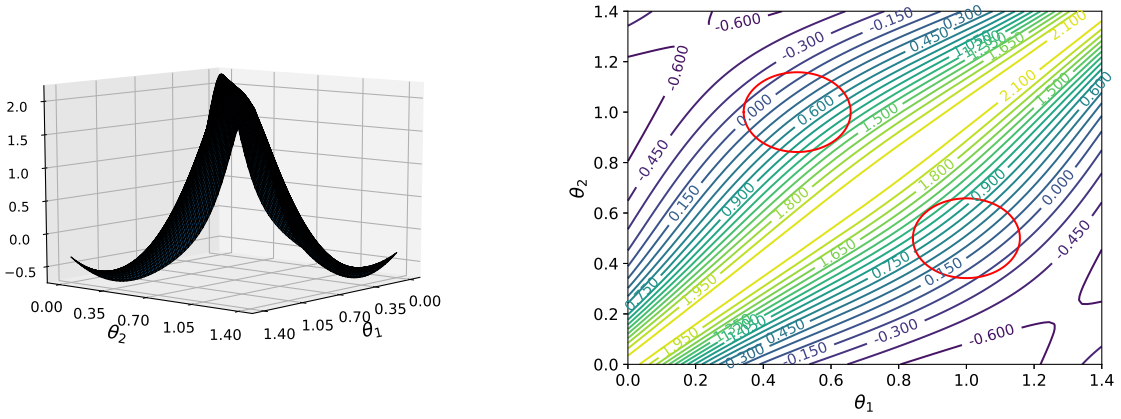
We start by presenting the modified AdL dynamics in Section 4.1, under the assumption that the covariance of the force estimator can be decomposed on a finite basis of functions. This key



(a) $\Sigma_{1,1}$



(b) $\Sigma_{2,2}$



(c) $\Sigma_{1,2}$

Figure 6: The three components of the elementary covariance matrix Σ in (54) when the elementary likelihood are mixture of Gaussians: surface (left) and contour (right) plots. The modes of the posterior distribution are indicated by orange ellipses.

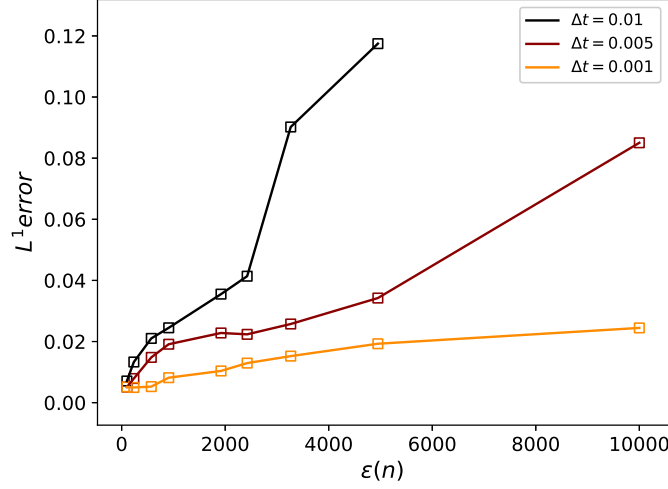


Figure 7: L^1 error on the posterior distribution for various values of Δt and n when sampling from the posterior distribution for the mixture of Gaussians case using AdL, with mini-batching performed without replacement.

assumption guarantees that the marginal distribution in the θ variable is the target posterior (1), which is one of the most important result of this work. We next propose a numerical scheme for extended AdL in Section 4.2, where we also quantify the bias on the invariant measure arising from the use of finite time steps, and possibly from mini-batching in situations where the covariance of the force estimator cannot be decomposed as a finite sum for the chosen basis of functions. We finally discuss in Section 4.3 a crucial point of the method, namely the choice of basis functions.

4.1 Presentation of the dynamics

Using the same notation as in Section 3, let us consider the case where $A_{\Delta t}(\theta)$ in (36) genuinely depends on θ in the following manner.

Assumption 1. *The matrix-valued function $A_{\Delta t}$ can be decomposed on a finite basis of functions f_0, \dots, f_K as*

$$A_{\Delta t}(\theta) = \sum_{k=0}^K A_{\Delta t}^k f_k(\theta), \quad (55)$$

where $A_{\Delta t}^0, \dots, A_{\Delta t}^K \in \mathbb{R}^{d \times d}$ are symmetric matrices. Moreover, $A_{\Delta t}(\theta)$ is a symmetric positive matrix for any $\theta \in \Theta$.

The choice of the basis of function is of great importance for the numerical performance of the method and is discussed more precisely in Section 4.3. The situation when (55) does not hold is considered at the end of Section 4.2. Note that the matrices $A_{\Delta t}^0, \dots, A_{\Delta t}^K$ need not be positive as long as $A(\theta)$ is. In accordance with (55), we choose the variable $\xi_t(\theta)$ to be of the following form:

$$\xi_t(\theta) = \sum_{k=0}^K \xi_{k,t} f_k(\theta), \quad \xi_{k,t} \in \mathbb{R}^{d \times d}. \quad (56)$$

If $K = 0$ and $f_0 = \mathbf{1}$, then (55) coincides with assumption (38), in which case AdL is sufficient to remove the bias due to mini-batching. In practice, the expression (55) is obtained by a truncation of the expansion of the function $A_{\Delta t}(\theta)$ on a complete basis. From a pragmatic viewpoint, an appropriate value of K is such that

$$\left| A_{\Delta t} - \sum_{k=0}^K A_{\Delta t}^k f_k \right| \ll |A_{\Delta t}|, \quad (57)$$

for some matrix norm $|\cdot|$ (e.g. the Frobenius norm).

We are now in position to write the following extended Adaptive Langevin dynamics (eAdL), for which we introduce $K + 1$ additional (matrix) equations on the coefficients $\xi_{k,t}$ in (56):

$$\begin{cases} d\theta_t = p_t dt, \\ dp_t = \nabla_{\theta}(\log \pi(\theta_t | \mathbf{x})) dt - \xi_t(\theta_t) p_t dt + \sqrt{2} A_{\Delta t}(\theta_t)^{1/2} dW_t, \\ d[\xi_{k,t}]_{i,j} = \frac{f_k(\theta_t)}{\eta_k} (p_{i,t} p_{j,t} - \delta_{i,j}), \quad 1 \leq i, j \leq d, \quad 0 \leq k \leq K, \end{cases} \quad (58)$$

where $A_{\Delta t}$ given by (36), $[\xi_{k,t}]_{i,j}$ is the (i, j) component of $\xi_{k,t} \in \mathbb{R}^{d \times d}$, and η_k are positive scalars for $0 \leq k \leq K$. The interest of eAdL is the following consistency result on the existence of an invariant probability measure with the correct marginal distribution in the θ variable.

Theorem 8. *Suppose that Assumption 1 holds. Then, the eAdL dynamics (58) admits the following invariant probability measure:*

$$\nu_K(d\theta dp d\xi_0 \dots d\xi_K) = \pi(\theta | \mathbf{x}) \tau(dp) \rho_K(d\xi) d\theta, \quad (59)$$

where $\tau(dp)$ is defined in (18), and

$$\rho_K(d\xi_0 \dots d\xi_K) = \prod_{k=0}^K \prod_{i,j=1}^d \sqrt{\frac{\eta_k}{2\pi}} \exp\left(-\frac{\eta_k}{2} ([\xi_k]_{i,j} - [A_{\Delta t}^k]_{i,j})^2\right) d[\xi_k]_{i,j},$$

with $[A_{\Delta t}^k]_{i,j}$ the (i, j) component of $A_{\Delta t}^k \in \mathbb{R}^{d \times d}$.

As for AdL (see the discussion following Lemma 1), Theorem 8 suggests that we recover the target posterior distribution $\pi(\cdot | \mathbf{x})$ whatever the extra noise due to mini-batching, since the marginal in the variable θ of the probability measure ν_K in (59) is $\pi(\cdot | \mathbf{x})$. However, from a discussion similar to the one in Remark 7, the dynamics can not be ergodic for the extended measure ν_K , as discussed in the following remark.

Remark 9. *As discussed in Remarks 5 and 7, it is easier to consider all the additional variables $([\xi_k]_{i,j})_{1 \leq i,j \leq d}$ for all $k \in \{0, \dots, K\}$ (and not just the upper part of these matrices) to prove the invariance of the probability measure ν_K . However, for the same reasons as for AdL, the dynamics cannot be ergodic for the probability measure (59). The best case scenario is that the dynamics is ergodic for the restriction of ν_K onto the submanifold*

$$\mathcal{S}_K(\xi_0) = \Theta \times \mathbb{R}^d \times \prod_{k=0}^K \left\{ \xi_k \in \mathbb{R}^{d \times d} \mid [\xi_k]_{i,j} - [\xi_k]_{j,i} = [\xi_{k,0}]_{i,j} - [\xi_{k,0}]_{j,i} \right\}.$$

The latter ergodicity is however unclear, since there are now $(K+1)d(d+1)$ additional degrees of freedom in the friction variables, whereas the noise acting on the system is only of dimension d . In any case, this does not affect the main result, since the marginal over θ is still $\pi(\cdot | \mathbf{x})$ as soon as the invariant measure has the tensorized structure (59), even if the probability measure on ξ_0, \dots, ξ_K is supported on a submanifold. Let us emphasize that it is sufficient to consider only $([\xi_k]_{i,j})_{1 \leq i \leq j \leq d}$ for the numerical experiments.

Proof. We follow the same approach as for the proof of Lemma 1. The generator of the dynamics reads

$$\mathcal{L}_{\text{eAdL}, \Sigma_{\mathbf{x}}} = \mathcal{L}_{\text{ham}} + \mathcal{L}_{\text{FD}} + \tilde{\mathcal{L}}_{\text{NH}},$$

where \mathcal{L}_{ham} and \mathcal{L}_{FD} are the same operators as in (41) and (42) respectively (even if $A_{\Delta t}$ depends on θ), while

$$\tilde{\mathcal{L}}_{\text{NH}} = \sum_{k=0}^K f_k \mathcal{L}_{\text{NH},k},$$

where

$$\mathcal{L}_{\text{NH},k} = - \sum_{i,j=1}^d p_i ([\xi_k]_{i,j} - [A_{\Delta t}^k]_{i,j}) \partial_{p_j}^* + \frac{1}{\eta_k} (p_i p_j - \delta_{i,j}) \partial_{[\xi_k]_{i,j}}.$$

A computation similar to the one performed in the proof of Lemma 1 shows that $\mathcal{L}_{\text{NH},k}^* = -\mathcal{L}_{\text{NH},k}$, with adjoints taken with respect to $L^2(\nu_K)$; while \mathcal{L}_{ham} and \mathcal{L}_{FD} are respectively antisymmetric and symmetric on $L^2(\nu_K)$. This implies that $\mathcal{L}_{\text{eAdL}, \Sigma_{\mathbf{x}}}^* \mathbf{1} = 0$, from which the claimed invariance of ν_K follows. \square

4.2 Numerical scheme and estimates on the bias

We present in this section a numerical integrator for the eAdL dynamics (58) based on a Strang splitting similar to the one considered in Section 3.2.2 for AdL. We consider the same elementary SDEs (44)-(47) as for the discretization of AdL, except that there are now $K+1$ elementary SDEs in (47), indexed by $0 \leq k \leq K$. The associated numerical scheme obtained for $\Gamma = \gamma I_d$ reads

$$\left\{ \begin{array}{l} \xi^m = \sum_{k=0}^K \xi_k^m f_k(\theta^m), \\ p^{m+\frac{1}{2}} = e^{-\Delta t \xi^m / 2} p^m + \left[\gamma (\xi^m)^{-1} \left(I_d - e^{-\Delta t \xi^m} \right) \right]^{1/2} G^m, \\ \xi_k^{m+\frac{1}{2}} = \xi_k^m + \frac{\Delta t}{2\eta_k} f_k(\theta^m) \left[\left(p^{m+\frac{1}{2}} \right) \left(p^{m+\frac{1}{2}} \right)^T - I_d \right], \quad k = 0, \dots, K, \\ \theta^{m+\frac{1}{2}} = \theta^m + \frac{\Delta t}{2} p^{m+\frac{1}{2}}, \\ \tilde{p}^{m+\frac{1}{2}} = p^{m+\frac{1}{2}} + \Delta t \widehat{F}_n \left(\theta^{m+\frac{1}{2}} \right), \\ \theta^{m+1} = \theta^{m+\frac{1}{2}} + \frac{\Delta t}{2} \tilde{p}^{m+\frac{1}{2}}, \\ \xi_k^{m+1} = \xi_k^{m+\frac{1}{2}} + \frac{\Delta t}{2\eta_k} f_k(\theta^{m+1}) \left[\left(\tilde{p}^{m+\frac{1}{2}} \right) \left(\tilde{p}^{m+\frac{1}{2}} \right)^T - I_d \right], \quad k = 0, \dots, K, \\ \xi^{m+1} = \sum_{k=0}^K \xi_k^{m+1} f_k(\theta^{m+1}), \\ p^{m+1} = e^{-\Delta t \xi^{m+1} / 2} \tilde{p}^{m+\frac{1}{2}} + \left[\gamma (\xi^{m+1})^{-1} \left(I_d - e^{-\Delta t \xi^{m+1}} \right) \right]^{1/2} G^{m+\frac{1}{2}}, \end{array} \right. \quad (60)$$

where $(G^m)_{m \geq 0}$ and $(G^{m+\frac{1}{2}})_{m \geq 0}$ are two independent families of i.i.d standard d -dimensional Gaussian random variables.

We assume as before that the numerical scheme (60) admits a unique invariant probability measure, which may depend on the initial condition $(\xi_0^0, \dots, \xi_K^0)$. Error estimates on this invariant probability measure can be obtained as in Section 3.3.1. The conclusion is that the bias is

still of order $\mathcal{O}(\Delta t^2) + \mathcal{O}(\varepsilon(n)\Delta t)$, but with a smaller prefactor for the dominant term $\varepsilon(n)\Delta t$. Let us emphasize that we do not require Assumption 1 to hold for this analysis. The first step is to write the generator as

$$\mathcal{L}_{\text{eAdL}, \Sigma_{\mathbf{x}}} = \mathcal{L}_{\text{eAdL}, \overline{\Sigma}_{\mathbf{x}}^K} + \varepsilon(n)\Delta t \tilde{\mathcal{L}}_{\Sigma_{\mathbf{x}} - \overline{\Sigma}_{\mathbf{x}}^K},$$

where $\tilde{\mathcal{L}}_{\mathcal{M}}$ is defined in (52), and $\overline{\Sigma}_{\mathbf{x}}^K$ is a symmetric positive matrix which belongs to the vector space generated by f_0, \dots, f_K . One can then state an inequality similar to (53), where $\overline{\nu}_{\xi^0}$ is replaced by the invariant probability measure $\overline{\nu}_{K, (\xi_0^0, \dots, \xi_K^0)}$ of the eADL dynamics associated with the generator $\mathcal{L}_{\text{eAdL}, \overline{\Sigma}_{\mathbf{x}}^K}$, and ν_{ξ^0} is replaced by invariant probability measure $\nu_{K, (\xi_0^0, \dots, \xi_K^0)}$ of the eAdL dynamics with generator $\mathcal{L}_{\text{eAdL}, \Sigma_{\mathbf{x}}}$. The prefactor of the dominant error term, proportional to $\varepsilon(n)\Delta t$, depends on the function

$$f_{\text{eAdL}, \Sigma_{\mathbf{x}}, \overline{\Sigma}_{\mathbf{x}}^K} = \left(\mathcal{L}_{\text{eAdL}, \overline{\Sigma}_{\mathbf{x}}^K}^* \right)^{-1} \tilde{\mathcal{L}}_{\Sigma_{\mathbf{x}} - \overline{\Sigma}_{\mathbf{x}}^K}^* \mathbf{1},$$

where adjoints are taken on $L^2(\overline{\nu}_{K, (\xi_0^0, \dots, \xi_K^0)})$. Under appropriate conditions on the structure of $\overline{\nu}_{K, (\xi_0^0, \dots, \xi_K^0)}$ and resolvent bounds for $\mathcal{L}_{\text{eAdL}, \overline{\Sigma}_{\mathbf{x}}^K}$, similar to the ones stated in Lemma 2, it is possible to upper bound the norm of $f_{\text{eAdL}, \Sigma_{\mathbf{x}}, \overline{\Sigma}_{\mathbf{x}}^K}$ in $L^2(\overline{\nu}_{K, (\xi_0^0, \dots, \xi_K^0)})$ by $\left\| \Sigma_{\mathbf{x}} - \overline{\Sigma}_{\mathbf{x}}^K \right\|_{L^2(\pi)}$. By optimizing upon the matrix valued function $\overline{\Sigma}_{\mathbf{x}}^K$, one can conclude that the prefactor of the error term proportional to $\varepsilon(n)\Delta t$ is bounded, up to a constant, by

$$\inf_{M_0, \dots, M_K \in \mathbb{R}^d} \left\| \Sigma_{\mathbf{x}} - \sum_{k=0}^K M_k f_k \right\|_{L^2(\pi)},$$

which corresponds to the $L^2(\pi)$ projection of $\Sigma_{\mathbf{x}}$ onto the vector space of symmetric matrices generated by the basis. This confirms that the better the approximation of the covariance $\Sigma_{\mathbf{x}}$ is for the chosen basis (f_0, \dots, f_K) , the smaller the bias is.

4.3 Choice the basis functions

The choice of the basis functions f_0, \dots, f_K is a key point in our method, since there is a trade-off between a good approximation of the matrix $A_{\Delta t}(\theta)$ such that the condition (57) is satisfied, and the number of additional degree of freedom (which is equal to the number of functions K introduced multiplied by $d(d+1)/2$ if the unknown are matrices). We typically want to introduce only a limited number of degrees of freedom. One option towards this goal is for instance to consider only isotropic matrices $\xi_k = \sigma_k \mathbf{I}_d$, with $\sigma_k \in \mathbb{R}$ in order to reduce the number of degrees of freedom. Such a choice is advocated in [15] for $K = 0$ and $f_0 = \mathbf{1}$.

Spatial decomposition. Numerical experiments suggest that the covariance matrix of the estimator of the gradient may change rapidly in certain regions of the parameter space (see in particular Figure 6). A convenient approach to approximating this matrix is to partition the domain Θ into $K + 1$ subdomains, denoted by $\mathcal{D}_0, \dots, \mathcal{D}_K$, and to consider the functions f_k to be indicator functions of these domains, *i.e.* $f_k = \mathbf{1}_{\mathcal{D}_k}$. This corresponds to a piecewise constant approximation of the covariance matrix. If the domain is simple and the dimension d sufficiently small, one can think of simple geometric decompositions, using *e.g.* rectangles if Θ is itself rectangular, or rings around the various modes of the posterior distribution. For more complicated domains in possibly high dimension, it is possible to decompose the parameter space with a Voronoi tessellation, where the centers of the Voronoi tessellation are for instance the local maxima of the posterior distribution. Such points can be localized by performing preliminary SGLD or AdL runs. This amounts to considering a constant friction matrix in each mode of the probability distribution, tuned to the particular shape of the mode at hand.

Polynomial approximation. If the domain Θ is sufficiently simple from a geometric viewpoint, a more sophisticated method is to couple a spatial decomposition with some spectral approximation, by introducing basis functions on each subdomain. For a rectangular decomposition of the domain, a polynomial basis can be defined on each subdomain

$$\mathcal{D}_k = [M_{k,1}^-, M_{k,1}^+] \times \dots \times [M_{k,d}^-, M_{k,d}^+], \quad (61)$$

by tensorization of monomial functions of the form

$$e_{k,j,i}(\theta_j) = \left(\frac{\theta_j - M_{k,j}^-}{M_{k,j}^+ - M_{k,j}^-} \right)^i. \quad (62)$$

The integer k indexes the domain under consideration, j characterizes the degree of freedom under consideration, and i is the power of the monomial. The normalization we choose ensures that each of the term in the tensor product defining the basis function has values in $[0, 1]$. Defining for instance the degree of the tensor product **deg** to be the maximum of the degree of the individual polynomials, the total number of degrees of freedom is given by $K(\mathbf{deg} + 1)^d$. When **deg** is large, the elementary polynomials (62) assume non negligible values only close to the boundary of the domain, which can result in numerical instabilities. We therefore rescale the basis functions so that their $L^2(\pi(\theta|\mathbf{x}))$ norm is 1 (as the normalization factor being estimated using preliminary AdL runs).

5 Numerical illustration

We illustrate in this section the interest of eAdL with numerical experiments showing that this dynamics allows to (almost fully) remove the mini-batching bias. We first demonstrate this in Section 5.1 for a one dimensional toy model where we artificially inject noise. We then consider in Section 5.2 the more realistic example of Section 2.5.2 where the elementary likelihoods are given by a mixture of Gaussians, and for which AdL fails to fully remove the bias because the covariance matrix is not constant. We demonstrate that with a reduced number function basis, the bias is significantly reduced even for the smallest values of n , including $n = 1$.

5.1 One dimensional toy model

We have seen in Section 3.3 that the covariance matrix $\Sigma_{\mathbf{x}}(\theta)$ is not always constant. We demonstrate here how the dependence of the covariance matrix on the parameters affects the posterior distribution and how eAdL corrects for the corresponding bias. To do so, we consider a toy model where $\pi(\theta) = (2\pi)^{-1/2} \exp(-\theta^2/2)$, and we inject an artificial Gaussian noise, with a variance depending on θ as

$$\Sigma(\theta) = \alpha^2 \frac{1 + \delta \cos(2\pi\theta)}{2},$$

where $|\delta| \leq 1$ so that $\Sigma \geq 0$. More precisely, this amounts to considering $\widehat{F}_n(\theta) = \theta + \sqrt{\Sigma(\theta)}G$ in (60), with G is standard Gaussian random variable. We run numerical experiments to see how the dependence of Σ on θ affects the posterior distribution. In this simple model, the parameter α^2 is the counterpart of $\varepsilon(n)$; while the parameter δ quantifies the difference between Σ and its average with respect to π (and hence should determine the bias for AdL at leading order in view of the analysis of Section 3.3.1).

We set $\alpha = 50$. We first run the numerical scheme (49) corresponding to AdL (for which we fix $\Gamma = 1$ and $\eta = 1$) for a time $T = 10^6$ for various values of δ and Δt . We compare the resulting histograms of θ and the exact posterior distribution in Figure 8. It is clear that the variation of the covariance matrix affects the sampled probability distribution. The results of Figure 8

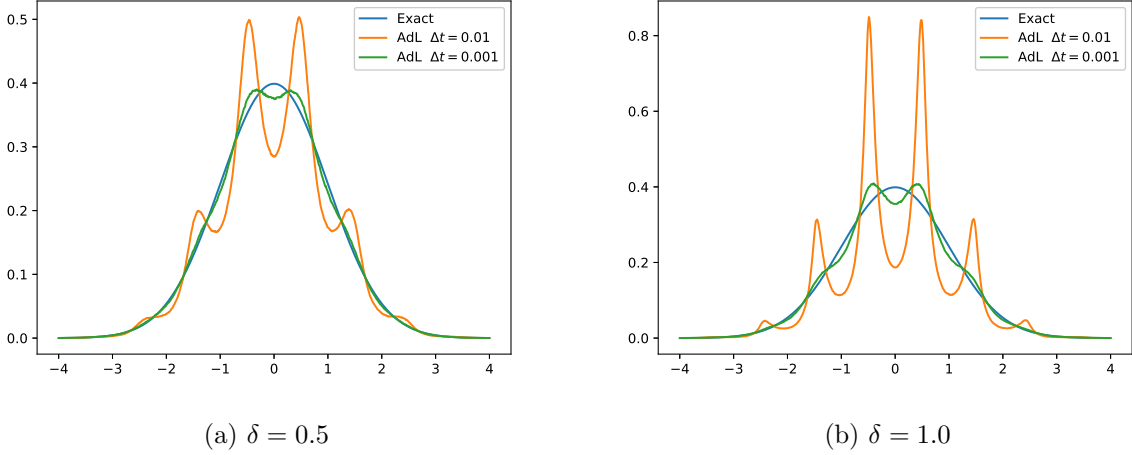


Figure 8: Sampling the Gaussian distribution using the scheme (49) for Adaptive Langevin dynamics and various values of δ . The solid blue line is the exact distribution.

show that the bias is already significant for $\delta = 0.5$, and even larger for $\delta = 1$. The modes that appear in the posterior distribution are a trace of the modulations of $\Sigma(\theta)$ over the range of values of θ which are explored. As expected however, the bias decreases as Δt decreases. This is due to the fact that the magnitude of the noise depends on the stepsize, see Section 3.3.1, and (52) in particular.

We next run eAdL with the same parameters for the same values of δ . We choose $f_1(\theta) = 1$ and $f_2(\theta) = \cos(2\pi\theta)$. In this case the covariance matrix can be fully captured by the basis of functions. As expected, eAdL completely corrects for the bias introduced by the dependence of covariance matrix on the parameter θ in this simple example, even for $\delta = 1$; see Figure 9.

5.2 Mixture of Gaussians

We turn to the more realistic example introduced in Section 2.5.2. The covariance matrix in this case is not constant, and AdL fails to correct for the extra noise due to mini-batching; see Section 3.3.2 and Figure 7. We consider the same parameters as Section 3.3.2. To define the basis functions, we first consider a symmetric rectangular partition on the domain, with 4 meshes of the form (61), with $M_{0,1}^- = M_{0,2}^- = M_{1,2}^- = M_{2,1}^- = 0$, $M_{0,1}^+ = M_{0,2}^+ = M_{1,1}^+ = M_{1,2}^+ = M_{2,1}^+ = M_{2,2}^+ = M_{3,1}^- = M_{3,2}^- = 0.7$ and $M_{1,1}^+ = M_{2,2}^+ = M_{3,1}^+ = M_{3,2}^+ = 1.4$. We define polynomials on each mesh as discussed in Section 4.3. We run the numerical scheme (60) for eAdL with $\eta_k = 1$ for all values of $0 \leq k \leq K$, for a final time $T = 3 \times 10^6$, various values of Δt , and various degrees of polynomials. The case $K = 0$ corresponds to standard AdL, while $K = 3$ corresponds to an estimation of the covariance matrix by a piecewise constant matrix valued function on the 4 domains under consideration, $K = 15$ to products of affine functions in each degree of freedom on the 4 domains, and $K = 35$ to products of second order polynomials in each variable on each domain.

Bias on the a posteriori distribution. We report in Figure 10 the L^1 error on the marginal distribution over θ_1 of the posterior distribution sampled by the numerical scheme for various values of K . Let us first emphasize that the bias has been dramatically decreased compared to AdL even for the smallest value $K = 3$ (compare with Figure 7). A small bias is however remaining, due to the fact that the covariance matrix cannot be fully approximated.

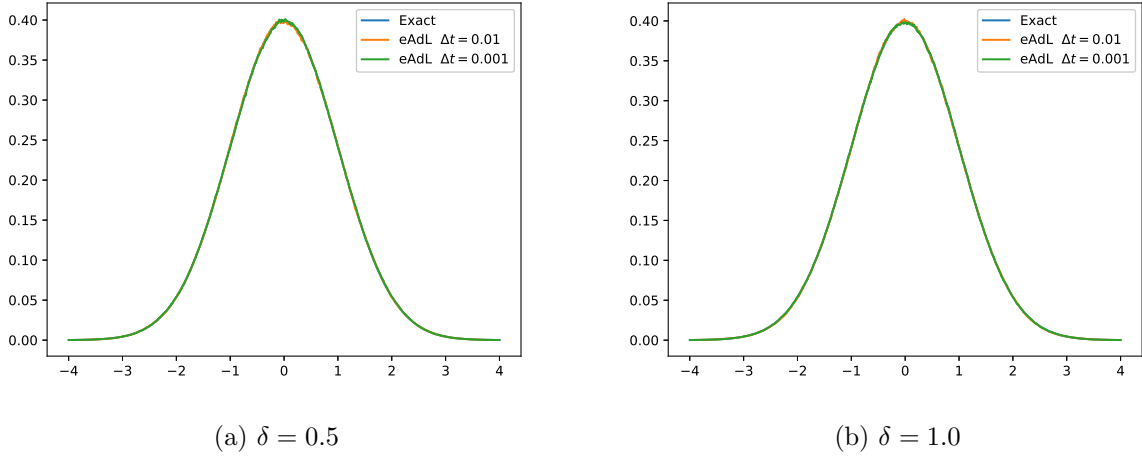


Figure 9: Sampling the Gaussian distribution using the scheme (60) for eAdL and various values of δ . The solid blue line is the exact distribution.

This residual bias can be further reduced when K is increased. Already for $K = 15$, the bias is very low and only arises from the time step error.

Metastability of the dynamics. In fact, the results presented in Figure 10 can be obtained even for simulation times $T = 10^6$, in sharp contrast to similar results for AdL (see Section 3.3.2). This is due to the fact that eAdL seems to be less metastable than AdL in the situation we consider. We present in Figure 11 two typical trajectories of θ_1 for $T = 14 \cdot 10^4$ for both AdL and eAdL, with $\Delta t = 10^{-2}$, $n = 2$ and $K = 3$ for eAdL. The transitions between the two modes are much more frequent for eAdL than for AdL. This explains why the statistical error is much smaller in the estimation of the bias for eAdL. We are currently investigating the dramatic improvement in the convergence properties of eAdL compared to AdL.

6 Discussion and perspectives

We demonstrated in this work that it is always possible, in principle, to remove the bias arising from stochastic estimators of the gradient of the log-posterior distribution based on mini-batching the data points. When the covariance of the stochastic estimator is constant, the standard AdL method is sufficient. Such a situation is however rare strictly speaking, and is essentially limited to Gaussian targets. Extended AdL provides a framework to systematically reduce the mini-batching bias by adding extra degrees of freedom to better tune the friction variable. Striking reductions in the bias can be observed already for not too many additional degrees of freedom, even for the extreme situation where the batch size is set to its minimal value $n = 1$. In any case, eAdL always leads to a smaller bias than AdL.

Let us also emphasize here that AdL and eAdL can be used in conjunction with other techniques to reduce the variance of the stochastic estimator of the force, such as control variate techniques (see for instance [38, 9, 5]). AdL and eAdL should therefore not be seen as alternatives to these techniques, but as complements.

In the examples we considered, the number of data points N_{data} was relatively small. When this value is large, the posterior distribution typically concentrates in a Gaussian manner around one mode (up to symmetries) due to the Bernstein–von Mises theorem (see [52, Section 10.2]).

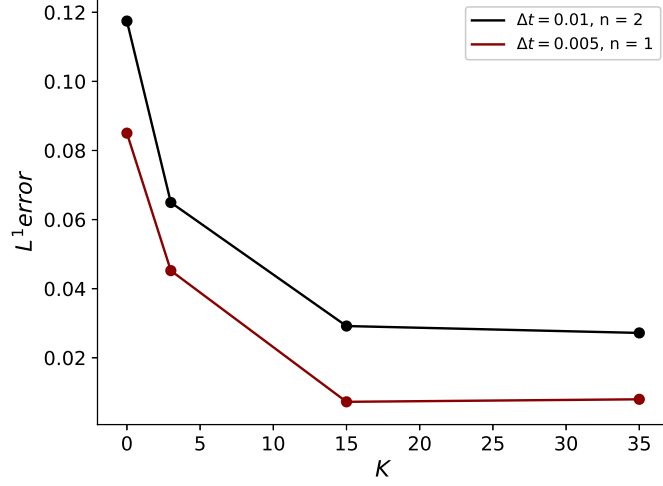


Figure 10: L^1 error on the the marginal over θ_1 of the a posteriori distribution with eAdL for various values of K and Δt when $n = 1$ ($K = 1$ corresponds to AdL results).

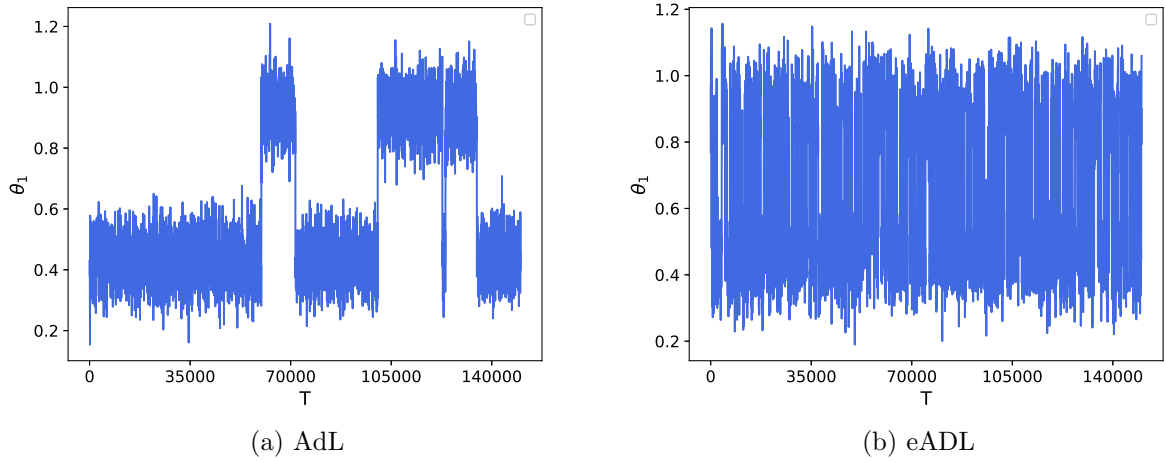


Figure 11: θ_1 trajectory for both AdL and eAdL ($\Delta t = 10^{-2}$, $n = 2$ and $K = 3$ for eAdL).

In this case, it is likely that AdL already captures most of the mini-batching bias. The interest of eAdL is more apparent for multi-modal distributions and situations where the posterior distribution deviates from a Gaussian distribution. It is interesting in particular for a posteriori distributions which can be well approximated by a mixture of Gaussian modes with contrasted variances since the flexibility offered by the method allows to approximate covariances matrices by constant matrices around each of these modes. It is even possible to reduce the approximation to identity matrices with scalar coefficients which are piecewise constant.

The choice of the basis functions (*e.g.* the domains on which the covariance is constant when piecewise constant approximations are considered) is an important element of the method, since one certainly wants to keep the number of additional degrees of freedom limited to the strict minimum in order not to degrade the computational gain allowed by the possibly dramatic reduction in the batch size n . More precisely, the computational cost associated with K basis functions leads to an extra computational cost of $\mathcal{O}(Kd^2)$ per time step. This can be reduced to $\mathcal{O}(K)$ if only isotropic matrices are considered.

Now that we performed a more extensive numerical analysis of AdL and eAdL, motivating in particular that the bias on the posterior distributions sampled by these methods still scales as $\varepsilon(n)\Delta t$ as for SGLD, but with dramatically smaller prefactors, we can consider various extensions. The first step is of course the application of the methodology to a realistic problem, where the dimension of the parameter space is large, henceforth preventing ad-hoc choices of basis functions, and highlighting the need for simple but robust basis functions. Such an example would also provide a benchmark for testing the improvement in performance of (e)AdL obtained by the use of complementary techniques such as control variates and extrapolation techniques [18]. Finally, from a more theoretical perspective, the approximation of the covariance matrix on a finite basis motivates further characterizing the structure of such matrices, which have been observed to be low rank in certain situations related to neural network training [11]. This could shed some light on the current active research efforts on understanding the so-called implicit bias of neural network training.

Acknowledgements

The authors thank Ben Leimkuhler for stimulating discussions on AdL. I. Sekkat gratefully acknowledges financial support from Université Mohammed VI Polytechnique. The work of G. Stoltz is funded in part by the European Research Council (ERC) under the European Union’s Horizon 2020 research and innovation programme (grant agreement No 810367), and by the Agence Nationale de la Recherche, under grant ANR-19-CE40-0010-01 (QuAMProcs).

References

- [1] A. Abdulle, D. Cohen, G. Vilmart, and K. C. Zygalakis. High weak order methods for stochastic differential equations based on modified equations. *SIAM J. Sci. Comput.*, 34(3):A1800–A1823, 2012.
- [2] A. Abdulle, G. Vilmart, and K. C. Zygalakis. High order numerical approximation of the invariant measure of ergodic SDEs. *SIAM J. Numer. Anal.*, 52(4):1600–1622, 2014.
- [3] S. Ahn, A. Korattikara, and M. Welling. Bayesian posterior sampling via stochastic gradient Fisher scoring. ICML’12, page 1771–1778, Madison, WI, USA, 2012. Omnipress.
- [4] M. P. Allen and D. J. Tildesley. *Computer Simulation of Liquids*. Oxford University Press, Inc., 2nd edition, 2017.
- [5] J. Baker, P. Fearnhead, E. B. Fox, and C. Nemeth. Control variates for stochastic gradient MCMC. *Stat. Comput.*, 29(3):599–615, 2019.

- [6] R. Bardenet, A. Doucet, and C. Holmes. Towards scaling up Markov chain Monte Carlo: an adaptive subsampling approach. In *International Conference on Machine Learning (ICML)*, Proceedings of the 31st International Conference on Machine Learning (ICML), pages 405–413, Beijing, China, 2014.
- [7] J. Bierkens, P. Fearnhead, and G. Roberts. The zig-zag process and super-efficient sampling for Bayesian analysis of big data. *Ann. Statist.*, 47(3):1288–1320, 2019.
- [8] S. Brooks, A. Gelman, G. L. Jones, and X.-L. Meng, editors. *Handbook of Markov Chain Monte Carlo*. CRC Press, Boca Raton, FL, 2011.
- [9] N. Brosse, A. Durmus, and E. Moulines. The promises and pitfalls of stochastic gradient Langevin dynamics. In *NeurIPS 2018 (Advances in Neural Information Processing Systems 2018)*, Montreal, France, 2018.
- [10] E. Cancès, F. Legoll, and G. Stoltz. Theoretical and numerical comparison of some sampling methods for molecular dynamics. *Mathematical Modelling and Numerical Analysis*, 41(2):351–389, 2007.
- [11] P. Chaudhari and S. Soatto. Stochastic gradient descent performs variational inference converges to limit cycles for deep networks. In *International Conference on Learning Representations*, pages 1–10, 2018.
- [12] T. Chen, E. Fox, and C. Guestrin. Stochastic Gradient Hamiltonian Monte Carlo. In E. P. Xing and T. Jebara, editors, *Proceedings of the 31st International Conference on Machine Learning*, volume 32 of *Proceedings of Machine Learning Research*, pages 1683–1691, Beijing, China, 22–24 Jun 2014. PMLR.
- [13] A. S. Dalalyan and L. Riou-Durand. On sampling from a log-concave density using kinetic Langevin diffusions. *Bernoulli*, 26(3):1956–1988, 2020.
- [14] A. Debussche and E. Faou. Weak backward error analysis for SDEs. *SIAM J. Numer. Anal.*, 50(3):1735–1752, 2012.
- [15] N. Ding, Y. Fang, R. Babbush, C. Chen, R. D. Skeel, and H. Neven. Bayesian sampling using stochastic gradient thermostats. In Z. Ghahramani, M. Welling, C. Cortes, N. D. Lawrence, and K. Q. Weinberger, editors, *Advances in Neural Information Processing Systems 27*, pages 3203–3211. Curran Associates, Inc., 2014.
- [16] J. Dolbeault, C. Mouhot, and C. Schmeiser. Hypocoercivity for kinetic equations with linear relaxation terms. *C. R. Math. Acad. Sci. Paris*, 347(9-10):511–516, 2009.
- [17] J. Dolbeault, C. Mouhot, and C. Schmeiser. Hypocoercivity for linear kinetic equations conserving mass. *Trans. Amer. Math. Soc.*, 367(6):3807–3828, 2015.
- [18] A. Durmus, U. Simsekli, E. Moulines, R. Badeau, and G. Richard. Stochastic gradient Richardson–Romberg Markov chain Monte Carlo. In D. Lee, M. Sugiyama, U. Luxburg, I. Guyon, and R. Garnett, editors, *Advances in Neural Information Processing Systems*, volume 29. Curran Associates, Inc., 2016.
- [19] D. Frenkel and B. Smit. *Understanding Molecular Simulation, From Algorithms to Applications*. Academic Press, 2nd edition, 2002.
- [20] E. Hairer, C. Lubich, and G. Wanner. *Geometric Numerical Integration: Structure-Preserving Algorithms for Ordinary Differential Equations*, volume 31 of *Springer Series in Computational Mathematics*. Springer-Verlag, 2006.
- [21] W. K. Hastings. Monte Carlo sampling methods using Markov chains and their applications. *Biometrika*, 57:97–109, 1970.
- [22] F. Hérau. Hypocoercivity and exponential time decay for the linear inhomogeneous relaxation Boltzmann equation. *Asymptot. Anal.*, 46(3-4):349–359, 2006.

- [23] A. Jones and B. Leimkuhler. Adaptive stochastic methods for sampling driven molecular systems. *J. Chem. Phys.*, 135(8):084125, 2011.
- [24] W. Kliemann. Recurrence and invariant measures for degenerate diffusions. *Ann. Probab.*, 15(2):690–707, 1987.
- [25] A. Korattikara, Y. Chen, and M. Welling. Austerity in MCMC land: Cutting the Metropolis–Hastings budget. In E. P. Xing and T. Jebara, editors, *Proceedings of the 31st International Conference on Machine Learning*, volume 32 of *Proceedings of Machine Learning Research*, pages 181–189, Beijing, China, 22–24 Jun 2014. PMLR.
- [26] B. Leimkuhler and C. Matthews. *Molecular Dynamics: With Deterministic and Stochastic Numerical Methods*. Interdisciplinary Applied Mathematics. Springer, 2015.
- [27] B. Leimkuhler, C. Matthews, and G. Stoltz. The computation of averages from equilibrium and nonequilibrium Langevin molecular dynamics. *IMA J. Numer. Anal.*, 36(1):13–79, 2016.
- [28] B. Leimkuhler, C. Matthews, and T. Vlaar. Partitioned integrators for thermodynamic parameterization of neural networks. *Foundations of Data Science*, 1(4):457–489, 2019.
- [29] B. Leimkuhler and S. Reich. A Metropolis adjusted Nosé–Hoover thermostat. *ESAIM: Mathematical Modelling and Numerical Analysis*, 43(4):743–755, 2009.
- [30] B. Leimkuhler, M. Sachs, and G. Stoltz. Hypocoercivity properties of adaptive Langevin dynamics. *SIAM J. Appl. Math.*, 80(3):1197–1222, 2020.
- [31] B. Leimkuhler and X. Shang. Adaptive thermostats for noisy gradient systems. *SIAM J. Sci. Comput.*, 38(2):A712–A736, 2016.
- [32] T. Lelièvre and G. Stoltz. Partial differential equations and stochastic methods in molecular dynamics. *Acta Numerica*, 25:681–880, 2016.
- [33] C. Matthews and J. Weare. Langevin Markov Chain Monte Carlo with stochastic gradients. *arXiv preprint*, 1805.08863, 2018.
- [34] J. C. Mattingly, A. M. Stuart, and D. J. Higham. Ergodicity for SDEs and approximations: locally Lipschitz vector fields and degenerate noise. *Stochastic Process. Appl.*, 101(2):185–232, 2002.
- [35] J. C. Mattingly, A. M. Stuart, and M. V. Tretyakov. Convergence of numerical time-averaging and stationary measures via Poisson equations. *SIAM Journal on Numerical Analysis*, 48(2):552–577, 2010.
- [36] N. Metropolis, A. W. Rosenbluth, M. N. Rosenbluth, A. H. Teller, and E. Teller. Equations of state calculations by fast computing machines. *J. Chem. Phys.*, 21(6):1087–1091, 1953.
- [37] G. N. Milstein and M. V. Tretyakov. *Stochastic Numerics for Mathematical Physics*. Scientific Computation. Springer Berlin Heidelberg, 2013.
- [38] T. Nagapetyan, A. Duncan, L. Hasenclever, S. Vollmer, L. Szpruch, and K. Zygalakis. The true cost of Stochastic Gradient Langevin Dynamics. *arXiv preprint*, 1706.02692, 2017.
- [39] A. Pakman, D. Gilboa, D. Carlson, and L. Paninski. Stochastic bouncy particle sampler. In D. Precup and Y. W. Teh, editors, *Proceedings of the 34th International Conference on Machine Learning*, volume 70 of *Proceedings of Machine Learning Research*, pages 2741–2750. PMLR, 2017.
- [40] G. A. Pavliotis. *Stochastic Processes and Applications: Diffusion Processes, the Fokker-Planck and Langevin Equations*. Texts in Applied Mathematics. Springer New York, 2014.
- [41] M. Quiroz, R. Kohn, M. Villani, and M. Tran. Speeding up MCMC by efficient data subsampling. *J. Amer. Statist. Assoc.*, 114(526):831–843, 2019.

- [42] H. Robbins and S. Monro. A stochastic approximation method. *Ann. Math. Statistics*, 22:400–407, 1951.
- [43] C. P. Robert and G. Casella. *Monte Carlo Statistical Methods*. Springer Texts in Statistics. Springer-Verlag, New York, second edition, 2004.
- [44] G. O. Roberts and J. S. Rosenthal. Optimal scaling of discrete approximations to Langevin diffusions. *J. R. Stat. Soc. Ser. B Stat. Methodol.*, 60(1):255–268, 1998.
- [45] P. J. Rossky, J. D. Doll, and H. L. Friedman. Brownian dynamics as smart Monte Carlo simulation. *J. Chem. Phys.*, 69(10):4628–4633, 1978.
- [46] T. Shardlow. Modified equations for stochastic differential equations. *BIT Numerical Mathematics*, 46(1):111–125, 2006.
- [47] D. Talay. Second-order discretization schemes of stochastic differential systems for the computation of the invariant law. *Stochastics and Stochastic Reports*, 29(1):13–36, 1990.
- [48] D. Talay. Stochastic Hamiltonian dissipative systems: Exponential convergence to the invariant measure, and discretization by the implicit Euler scheme. *Markov Proc. Rel. Fields*, 8:163–198, 2002.
- [49] D. Talay and L. Tubaro. Expansion of the global error for numerical schemes solving stochastic differential equations. *Stochastic Anal. Appl.*, 8(4):483–509, 1990.
- [50] Y. W. Teh, A. H. Thiery, and S. J. Vollmer. Consistency and fluctuations for stochastic gradient Langevin dynamics. *J. Mach. Learn. Res.*, 17:Paper No. 7, 33, 2016.
- [51] M. Tuckerman. *Statistical Mechanics: Theory and Molecular Simulation*. Oxford University Press, 2010.
- [52] A. W. van der Vaart. *Asymptotic Statistics*, volume 3 of *Cambridge Series in Statistical and Probabilistic Mathematics*. Cambridge University Press, Cambridge, 1998.
- [53] S. J. Vollmer, K. C. Zygalakis, and Y. W. Teh. Exploration of the (non-)asymptotic bias and variance of Stochastic Gradient Langevin Dynamics. *Journal of Machine Learning Research*, 17:Paper No. 159, 2016.
- [54] M. Welling and Y. W. Teh. Bayesian learning via stochastic gradient Langevin dynamics. In *Proceedings of the 28th International Conference on International Conference on Machine Learning*, ICML’11, pages 681–688, USA, 2011. Omnipress.
- [55] Z. Zhu, J. Wu, B. Yu, L. Wu, and J. Ma. The anisotropic noise in stochastic gradient descent: Its behavior of escaping from sharp minima and regularization effects. In K. Chaudhuri and R. Salakhutdinov, editors, *Proceedings of the 36th International Conference on Machine Learning*, volume 97 of *Proceedings of Machine Learning Research*, pages 7654–7663. PMLR, 2019.
- [56] K. C. Zygalakis. On the existence and the applications of modified equations for stochastic differential equations. *SIAM J. Sci. Comput.*, 33(1):102–130, 2011.

A Proof of some technical estimates

We provide in this appendix the algebraic manipulations for various error estimates. To simplify the notation, we simply write Z in all this section for the random variable which appears in (10).

A.1 Proof of (15)

Let us prove that the evolution operator for SGLD satisfies (15) for Δt and $\varepsilon(n)\Delta t$ small. We rewrite to this end the SGLD scheme (14) as

$$\theta^{m+1} = \Phi_{\Delta t, n}(\theta^m, Z^m, G^m), \quad \Phi_{\Delta t, n}(\theta, Z, G) = \theta + \sqrt{\varepsilon(n)\Delta t}Z + \sqrt{2\Delta t}G + \Delta t \nabla_{\theta}(\log \pi(\theta|\mathbf{x})).$$

For a given function $\phi \in \mathcal{C}^\infty$ with compact support, it then holds

$$\begin{aligned}
\varphi(\Phi_{\Delta t, n}(\theta^m, Z^m, G^m)) &= \varphi\left(\Phi_{\Delta t, n}(\theta^m, 0, G^m) + \sqrt{\varepsilon(n)}\Delta t \Sigma_{\mathbf{x}}^{1/2}(\theta^m) Z^m\right) \\
&= \varphi(\Phi_{\Delta t, n}(\theta^m, 0, G^m)) + \sqrt{\varepsilon(n)}\Delta t \Sigma_{\mathbf{x}}^{1/2}(\theta^m) Z^m \cdot \nabla_{\theta} \varphi(\Phi_{\Delta t, n}(\theta^m, 0, G^m)) \\
&\quad + \frac{1}{2}\varepsilon(n)\Delta t^2 \nabla_{\theta}^2 \varphi(\Phi_{\Delta t, n}(\theta^m, 0, G^m)) : \Sigma_{\mathbf{x}}^{1/2}(\theta^m) Z^m \otimes \Sigma_{\mathbf{x}}^{1/2}(\theta^m) Z^m \\
&\quad + \frac{1}{6}\varepsilon(n)^{3/2} \Delta t^3 D^3 \varphi(\Phi_{\Delta t, n}(\theta^m, 0, G^m)) : (\Sigma_{\mathbf{x}}^{1/2}(\theta^m) Z^m)^{\otimes 3} \\
&\quad + \mathcal{O}(\varepsilon(n)^2 \Delta t^4),
\end{aligned}$$

where we use the notation

$$D^3 \varphi(\theta) : v_1 \otimes v_2 \otimes v_3 = \sum_{i,j,k=1}^d \partial_{\theta_i, \theta_j, \theta_k}^3 [v_1]_i [v_2]_j [v_3]_k,$$

and $v^{\otimes 3} = v \otimes v \otimes v$. Using classical results on the evolution operator of the Euler–Maruyama scheme to compute the expectation of $\varphi(\Phi_{\Delta t, n}(\theta^m, 0, G^m))$ with respect to G^m (see for example [53] for details), we can compute the expectation of $\varphi(\Phi_{\Delta t, n}(\theta^m, Z^m, G^m))$ with respect to the variables G^m and Z^m as

$$\begin{aligned}
\widehat{P}_{\Delta t, n} \varphi(\theta^m) &= \mathbf{I}_d + \Delta t \mathcal{L}_{\text{ovd}} \phi(\theta^m) + \Delta t^2 \left(\frac{1}{2} \mathcal{L}_{\text{ovd}}^2 + \mathcal{A}_{\text{disc}} \right) \varphi(\theta^m) + \mathcal{O}(\Delta t^3) \\
&\quad + \Delta t^2 \varepsilon(n) \mathcal{A}_{\text{mb}} \varphi(\Phi_{\Delta t, n}(\theta^m, 0, G^m)) + \mathcal{O}(\varepsilon(n)^{3/2} \Delta t^3).
\end{aligned}$$

Since $\mathcal{A}_{\text{mb}} \varphi(\Phi_{\Delta t, n}(\theta^m, 0, G^m)) = \mathcal{A}_{\text{mb}} \varphi(\theta^m) + \mathcal{O}(\Delta t)$, we obtain on the one hand that

$$\widehat{P}_{\Delta t, n} = \mathbf{I}_d + \Delta t \mathcal{L}_{\text{ovd}} + \Delta t^2 \left(\frac{1}{2} \mathcal{L}_{\text{ovd}}^2 + \mathcal{A}_{\text{disc}} + \varepsilon(n) \mathcal{A}_{\text{mb}} \right) + \mathcal{O}\left((1 + \varepsilon(n)^{3/2}) \Delta t^3\right). \quad (63)$$

On the other hand, notice that

$$\begin{aligned}
e^{\Delta t (\mathcal{L}_{\text{ovd}} + \varepsilon(n) \Delta t \mathcal{A}_{\text{mb}} + \Delta t \mathcal{A}_{\text{disc}})} &= \mathbf{I}_d + \Delta t \mathcal{L}_{\text{ovd}} + \Delta t^2 \left(\frac{1}{2} \mathcal{L}_{\text{ovd}}^2 + \mathcal{A}_{\text{disc}} + \varepsilon(n) \mathcal{A}_{\text{mb}} \right) \\
&\quad + \Delta t^3 (\mathcal{A}_{\text{disc}} + \varepsilon(n) \mathcal{A}_{\text{mb}})^2 + \mathcal{O}(\Delta t^3).
\end{aligned} \quad (64)$$

Using (63) alongside with (64), we deduce the desired result (15).

Remark 10. Note that when $\mathbb{E}[Z^3] = 0$, the remainder term is in fact of order $\mathcal{O}((1 + \varepsilon(n)^2 \Delta t) \Delta t^3)$ in (63). This leads to a remainder of order $\mathcal{O}((1 + \varepsilon(n)) \Delta t^3)$ in (15).

A.2 Proof of (25), (26) and (27)

To prove (25), we rewrite the operator as

$$\begin{aligned}
(Q_{\Delta t}^{\mathcal{L}_1} \varphi)(\theta^m, p^m) &= \mathbb{E} \left[\varphi \left(p^m + \Delta t \widehat{F}_n(\theta^m) \right) \right] \\
&= \mathbb{E} \left[\varphi \left(p^m + \Delta t \nabla_{\theta} (\log \pi(\theta^m | \mathbf{x})) + \sqrt{\varepsilon(n)} \Delta t \Sigma^{1/2} Z^m \right) \right].
\end{aligned}$$

We then have

$$\begin{aligned}
& \left(Q_{\Delta t}^{\mathcal{L}_1} \varphi \right) (\theta^m, p^m) \\
&= \mathbb{E} \left[\varphi (p^m + \Delta t \nabla_{\theta} (\log \pi(\theta^m | \mathbf{x}))) + \sqrt{\varepsilon(n)} \Delta t \mathbb{E} \left[\Sigma^{1/2} Z^m \cdot \nabla_{\theta} \varphi (p^m + \nabla_{\theta} (\log \pi(\theta^m | \mathbf{x}))) \right] \right. \\
&\quad \left. + \frac{1}{2} \varepsilon(n) \Delta t^2 \mathbb{E} \left[\nabla_{\theta}^2 \varphi (p^m + \Delta t \nabla_{\theta} (\log \pi(\theta^m | \mathbf{x}))) : \Sigma_{\mathbf{x}}^{1/2} (\theta^m) Z^m \otimes \Sigma_{\mathbf{x}}^{1/2} (\theta^m) Z^m \right] \right. \\
&\quad \left. + \mathcal{O} \left(\varepsilon(n)^{3/2} \Delta t^3 \right) \right] \\
&= (e^{\Delta t \mathcal{L}_1} \varphi) (\theta^m, p^m) + \varepsilon(n) \Delta t^2 \mathcal{A}_{\text{lan}} \varphi (p^m + \Delta t \nabla_{\theta} (\log \pi(\theta^m | \mathbf{x}))) + \mathcal{O} \left(\varepsilon(n)^{3/2} \Delta t^3 \right) \\
&= (e^{\Delta t \mathcal{L}_1} \varphi) (\theta^m, p^m) + \varepsilon(n) \Delta t^2 (\mathcal{A}_{\text{lan}} \varphi) (\theta^m, p^m) + \mathcal{O} \left(\varepsilon(n)^{3/2} \Delta t^3 \right),
\end{aligned} \tag{65}$$

from which the result directly follows.

Remark 11. If $\mathbb{E}[Z^3] = 0$, the error term $\mathcal{O}(\varepsilon(n)^{3/2} \Delta t^3)$ can be replaced by $\mathcal{O}(\varepsilon(n)^2 \Delta t^4)$.

To prove (26), we use the Baker–Campbell–Hausdorff formula on the operator of the numerical scheme (24):

$$\begin{aligned}
\widehat{P}_{\Delta t, n} &= e^{\Delta t \mathcal{L}_3/2} e^{\Delta t \mathcal{L}_2/2} Q_{\Delta t}^{\mathcal{L}_1} e^{\Delta t \mathcal{L}_2/2} e^{\Delta t \mathcal{L}_3/2} \\
&= e^{\Delta t \mathcal{L}_3/2} e^{\Delta t \mathcal{L}_2/2} e^{\Delta t \mathcal{L}_1} e^{\Delta t \mathcal{L}_2/2} e^{\Delta t \mathcal{L}_3/2} + \varepsilon(n) \Delta t^2 e^{\Delta t \mathcal{L}_3/2} e^{\Delta t \mathcal{L}_2/2} \mathcal{A}_{\text{lan}} e^{\Delta t \mathcal{L}_2/2} e^{\Delta t \mathcal{L}_3/2} \\
&\quad + \mathcal{O} \left(\varepsilon(n)^{3/2} \Delta t^3 \right) \\
&= e^{\Delta t \mathcal{L}_{\text{lan}}} + \mathcal{O} \left((\Delta t + \varepsilon(n)) \Delta t^2 \right).
\end{aligned}$$

Using computations similar to the ones leading to (15), we can prove the following estimate on $Q_{\Delta t}^{\mathcal{L}_1}$:

$$e^{\Delta t (\mathcal{L}_1 + \varepsilon(n) \Delta t \mathcal{A}_{\text{lan}})} = Q_{\Delta t}^{\mathcal{L}_1} + \mathcal{O} \left((1 + \varepsilon(n)^{3/2}) \Delta t^3 \right). \tag{66}$$

The desired result (27) follows by using the BCH formula.

A.3 Proof of (50)

The evolution operator of the numerical scheme of AdL is given by

$$\widehat{P}_{\Delta t, n} = e^{\Delta t \mathcal{L}_4/2} e^{\Delta t \mathcal{L}_3/2} e^{\Delta t \mathcal{L}_2/2} Q_{\Delta t}^{\mathcal{L}_1} e^{\Delta t \mathcal{L}_2/2} e^{\Delta t \mathcal{L}_3/2} e^{\Delta t \mathcal{L}_3/2}.$$

Replacing $Q_{\Delta t}^{\mathcal{L}_1}$ by its expression in (65) and using the BCH formula, we obtain, by computations similar to the ones leading to (66):

$$\begin{aligned}
\widehat{P}_{\Delta t, n} &= \left(e^{\Delta t (\mathcal{L}_1 + \mathcal{L}_2 + \mathcal{L}_3 + \mathcal{L}_4)} + \mathcal{O}(\Delta t^3) \right) + \varepsilon(n) \Delta t^2 (\mathcal{A}_{\text{lan}} + \mathcal{O}(\Delta t)) + \mathcal{O} \left(\varepsilon(n)^{3/2} \Delta t^3 \right) \\
&= e^{\Delta t (\mathcal{L}_1 + \mathcal{L}_2 + \mathcal{L}_3 + \mathcal{L}_4 + \varepsilon(n) \Delta t \mathcal{A}_{\text{lan}})} + \mathcal{O} \left(\varepsilon(n) \Delta t^3 \right) + \mathcal{O} \left((1 + \varepsilon(n)^{3/2}) \Delta t^3 \right) \\
&= e^{\Delta t (\mathcal{L}_{\text{AdL}, \Sigma_{\mathbf{x}}})} + \mathcal{O} \left((1 + \varepsilon(n)^{3/2}) \Delta t^3 \right).
\end{aligned}$$

When $\mathbb{E}[Z^3] = 0$, the error term becomes $\mathcal{O}((1 + \varepsilon(n)) \Delta t^3)$.

B Unbiadness of the mean for Langevin dynamics with mini-batching and Gaussian posterior

We prove that, in the case of one dimensional Gaussian likelihoods, there is no bias on the mean of the posterior distribution when using the discretization of Langevin dynamics (24) (see Section 2.5.1). We start by rewriting the numerical scheme as

$$\begin{pmatrix} \theta^{m+1} \\ p^{m+1} \end{pmatrix} = M_1 \begin{pmatrix} \theta^m \\ p^m \end{pmatrix} + (1 - \alpha_{\Delta t})^{1/2} M_2 \begin{pmatrix} G^m \\ G^{m+1/2} \end{pmatrix} + V_3^m,$$

where

$$M_1 = \begin{pmatrix} 1 - a\frac{\Delta t^2}{2} & \alpha_{\Delta t/2} \left(\Delta t - a\frac{\Delta t^3}{4} \right) \\ -a\Delta t\alpha_{\Delta t/2} & \alpha_{\Delta t} \left(1 - a\frac{\Delta t^2}{2} \right) \end{pmatrix}, \quad M_2 = \begin{pmatrix} \Delta t \left(1 - a\frac{\Delta t^2}{4} \right) & 0 \\ \alpha_{\Delta t/2} \left(1 - a\frac{\Delta t^2}{2} \right) & 1 \end{pmatrix}, \quad V_3^m = \begin{pmatrix} \frac{\Delta t^2}{2} b^m \\ \alpha_{\Delta t/2} \Delta t b^m \end{pmatrix},$$

and

$$a = \frac{1}{\sigma_\theta^2} + \frac{N_{\text{data}}}{\sigma_x^2}, \quad b^m = \frac{N_{\text{data}}}{n} \sum_{i \in I_n^m} \frac{x_i}{\sigma_x^2}.$$

Since

$$\mathbb{E}[b^m] = \frac{1}{\sigma_x^2} \sum_{i=1}^{N_{\text{data}}} x_i := b,$$

we obtain, by first taking expectations with respect to G^m and $G^{m+1/2}$, and then with respect to realizations of I_n^m in b^m :

$$\mathbb{E} \left[\begin{pmatrix} \theta^m \\ p^m \end{pmatrix} \right] = M_1^m \mathbb{E} \left[\begin{pmatrix} \theta^0 \\ p^0 \end{pmatrix} \right] + \sum_{j=0}^m M_1^j V_3. \quad (67)$$

We note that (recalling that, for the one dimensional case considered here, the friction $\Gamma > 0$ is a scalar)

$$M_1 = \text{I}_d - \Delta t \begin{pmatrix} 0 & -1 \\ a & \Gamma \end{pmatrix} + \mathcal{O}(\Delta t^2),$$

which shows that the eigenvalues of M_1 therefore have real parts which are strictly smaller than 1 provided Δt is sufficiently small. Therefore, $M_1^m \rightarrow 0$ as $m \rightarrow +\infty$, and the matrix $\text{I}_d - M_1$ is invertible. Moreover, a simple computation shows that

$$(\text{I}_d - M_1) \begin{pmatrix} b/a \\ 0 \end{pmatrix} = V_3.$$

so that

$$(\text{I}_d - M_1)^{-1} V_3 = \begin{pmatrix} b/a \\ 0 \end{pmatrix}.$$

By letting m go to infinity in (67), and using the above equality, we finally conclude that

$$\lim_{m \rightarrow +\infty} \mathbb{E} \left[\begin{pmatrix} \theta^m \\ p^m \end{pmatrix} \right] = \begin{pmatrix} b/a \\ 0 \end{pmatrix} = \begin{pmatrix} \mu_{\text{post}} \\ 0 \end{pmatrix},$$

which shows that the mean posterior distribution is unbiased.