

# Resilience in the Cyber World: Definitions, Features and Models

Elisabeth Vogel<sup>1</sup>, Zoya Dyka<sup>1</sup>, Dan Klann<sup>1</sup> and Peter Langendörfer<sup>1,2</sup>

<sup>1</sup>*IHP - Leibniz-Institut für innovative Mikroelektronik, Frankfurt (Oder), Germany*

<sup>2</sup>*BTU Cottbus-Senftenberg, Cottbus, Germany*

*{vogel, dyka, klann, langendoerfer}@ihp-microelectronics.com*

---

## Abstract

Resilience is a feature that is gaining more and more attention in computer science and computer engineering. However, the definition of resilience for the cyber landscape, especially embedded systems, is not yet clear. This paper discusses definitions of different authors, years and different application areas the field of computer science/computer engineering. We identify the core statements that are more or less common to the majority of the definitions and based on this we give a holistic definition using attributes for (cyber-) resilience. In order to pave a way towards resilience-engineering we discuss a theoretical model of the life cycle of a (cyber-) resilient system that consists of key actions presented in the literature. We adapt this model for embedded (cyber-) resilient systems.

*Keywords:* **cyber-resilience, security, redundancy, resilience engineering**

---

## 1. Introduction

The cyber landscape of the 21<sup>st</sup> century is constantly growing and becoming increasingly complex covering areas such as telemedicine, autonomous driving etc. Our societies as well as individuals are highly dependent on these systems  
5 working correctly and 24/7. In order to be able to cope with the increasing complexity and the unprecedented importance of cyber systems, new and innovative methods and technologies have to be applied. The concept of resilience

is getting increasing attention in this respect, which is reflected above all by the steadily growing number of publications on the topic. Figure 1 shows how the number of publications has increased since 2005. The diagram in Figure 1 shows only publications with the keyword *Cyber-Resilience*. Beneath its attention in science the concept of resilience already reached industry. US-American streaming provider Netflix is considered a pioneer in the application of resilience in the form of highly redundant infrastructure. But the principles of resilience are not only found in the hardware components of Netflix. The software architecture also demonstrates the application of various methods to increase resilience. The example of Netflix shows how important resilience is with increasing complexity [1].

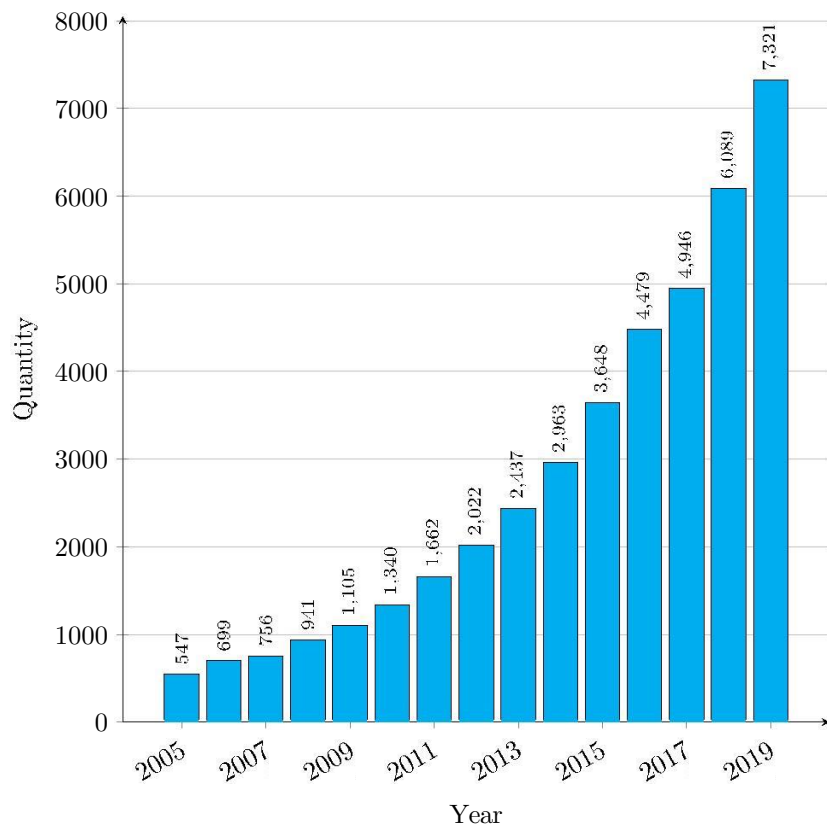


Figure 1: Number of publications with the keyword Cyber-Resilience from 2005 to 2019 [2].

But the term “resilience” is used in many ways in IT. In some cases, resilience  
20 is described as “extreme reliability” [3] or used as a synonym for fault tolerance  
[4], [5]. In [6] it is described that resilience is fault tolerance with the key  
attribute robustness. Anderson in [6] extended the definition of fault tolerance  
by the property robustness and called the new definition resilience. In recent  
publications, however, resilience is defined several times as an independent term  
25 [7] [8].

This clearly shows that the definition of resilience in IT as well as in other  
areas is certainly extensive and varied. While we admit that the term resilience  
is difficult to grasp we are also convinced that as a central concept of upcoming  
new IT-systems it needs a clear commonly accepted definition, metrics, etc. In  
30 order to achieve this, we give an overview of the definitions and properties of  
resilience and resilient systems in IT. For the purpose of a consistent presenta-  
tion, we selected the publications as representative as possible. Table 1 shows  
the publications considered in this publication. This list of publications is of  
course only a very small selection, this is for a better overview. However, it also  
35 shows the different approaches of the authors, when defining resilience. Fur-  
ther literature with similar perspectives is also noted at the appropriate places.  
From the publications given in Table 1, the following information on resilience  
was extracted (where available): definitions, attributes, models. Furthermore,  
we discuss our model, which describes the structure of a resilient system. With  
40 the help of this model the development of a resilient system should be faci-  
tated. These approaches are critically analysed and contrasted with our own  
holistic understanding of resilience. Finally, an example is used to show how  
approaches of resilience are already being implemented and in which direction  
the development could go in the future.

Table 1: The columns title, author(s), year show the papers we used as the main sources for this work, the column other relevant sources indicate additional publications that use the term resilience in a similar way as the main source in the same row.

Year	Title & Author(s)	Further Sources
1976	<b>A Principle for Resilient Sharing of Distributed Resources</b> [3] Peter A. Alsberg; John D. Day	
2007	<b>Release it! Design and Deploy Production-Ready Software</b> [9] Michael T. Nygard	[10]
2008	<b>From Dependability to Resilience</b> [11] Jean-Claude Laprie	[5], [12], [13]
2011	<b>Prologue: The scope of resilience engineering</b> [14] Erik Hollnagel	[15], [16]
2013	<b>On the Constituent Attributes of Software and Organisational Resilience</b> [17] Vincenzo De Florio	[4], [18]
2015	<b>Quantifying coastal system resilience for the US Army Corps of Engineers</b> [7] Julie Dean Rosati; Katherine F. Touzinsky; W. Jeff Lillycrop	[19], [20], [21], [22]
2016	<b>What's the Difference between Reliability and Resilience?</b> [23] Aaron Clark-Ginsberg	[24], [25]
2018	<b>Systems Security Engineering: Cyber Resiliency Considerations for the Engineering of Trustworthy Secure Systems (NIST Special Publication 800-160, Volume 2)</b> [8] Ron Ross; Richard Graubard; Deborah J. Bodeau; Rosalie McQuaid	[26], [27], [28], [29]

45 Furthermore, we discuss our model, which describes the structure of a resilient system. With the help of this model the development of a resilient system should be facilitated.

The rest of the paper is structured as follows. Section 2 shows different definitions of different authors, years and application areas for resilience. In section 3 the same authors as in section 2 are considered again, but this time 50 under the aspect of attributes describing resilience. Section 4 describes the model of key actions, which was already briefly mentioned in section 2. This model of key actions will be reinterpreted in section 4 according to our ideas.

In section 5 we show current applications of resilience and the transferability 55 to embedded systems. In addition, we discuss how to model and implement resilience.

## 2. Definitions

In the literature of recent years, there are many definitions of resilience, some of which differ considerably. As described in [4], the content of the definitions 60 strongly depends on the respective fields of application. Resilience is derived from the Latin *resilire* and can be translated as “bouncing back” or “bouncing off”. In essence, the term is used to describe a particular form of resistance.

How the term resilience is used in different disciplines (material science, engineering, psychology, ecology) is described in [30]. Also in computer science the 65 term resilience has been defined several times from different points of view. As described in [4] for example, resilience is often used as a synonym for fault tolerance. However, recent publications show that this approach has been replaced by the view that resilience is much more than error tolerance (see [8]).

One of the first definitions was presented in [3] and describes the concept of resilience as follows:

*”He (remark: the user) should be able to assume that the system will make a ”best-effort” to continue service in the event that perfect service*

70

*cannot be supported; and that the system will not fall apart when he does something he is not supposed to.”*

In addition, [3] mentions attributes that constitute resilience as part of its definition. The attributes are the following: **error detection**, **reliability**, **development capability** and **protection against misuse** in the sense that the misuse of a system by individual users has only negligible effects on other  
75 users. According to Alsberg [3], these four attributes of a resilient system can be summarized as the attempt to describe extreme reliability and serviceability. In summary, a partial failure of a system should not have any effect on an individual user, so the system can be assumed to be highly reliable. Should nevertheless a partial failure or a defect occur, the best possible continuation of  
80 the services provided should be guaranteed. In extreme cases, this continuation can also be achieved by performing graceful degradation of services.

The approach of continuing a service of a system even under transient effects, permanent load or failures is also described in [9]:

*”A resilient system keeps processing transactions, even when there are transient impulses, persistent stresses, or component failures disrupting normal processing. This is what most people mean when they just say stability. It’s not just that your individual servers or applications stay up and running but rather that the user can still get work done.”*

According to Nygard [9], a system must remain stable in case of tensions or  
85 stress situations or failures. As consequence, involved (sub-) systems or possibly also users can still continue their work. The system must also be able to continue fulfilling at least its rudimentary functions despite any restrictions that may occur. The scope of these rudimentary functions may have been defined as part of the Risk Management, for example. Risk management also shows at what  
90 level of functional loss the entire system can no longer function according to its specifications.

In [11] resilience is described as the persistence of service delivery when changes occur that have system-wide effects. These changes can be functional, environmental or technological. In addition, changes can either be planned  
 95 (for example: initialized by an update), the timing of their occurrence can be unpredictable, or they can be completely unexpected. The duration of changes is also taken into account: short-term, medium-term, long-term. This refers to the duration of the impact of the change on the system or a subsystem. Figure 2 shows the classification of changes schematically.

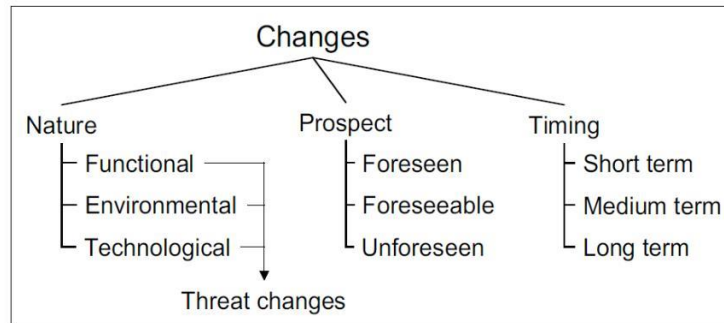


Figure 2: Change classification (source: [11]).

100 The paper by Laprie [11] proposes two definitions of resilience. The first definition is as follows:

*”The persistence of service delivery that can justifiably be trusted, when facing changes.”*

According to Laprie, this definition corresponds in principle to the original definition of reliability. In a second definition, Laprie offers an alternative which provides a more detailed description:

*”The persistence of the avoidance of failures that are unacceptably frequent to severe, when facing changes.”*

105 In [14], resilience is described as the ability to react to an event. This capability includes continuous observation of the performance of the system or

a service provided by the system (self-monitoring), the recognition of future threats and learning from past failures.

In the collection of papers from 1985 [6], robustness was already mentioned  
110 in connection with resilience. About 30 years later, in [17] this connection is  
concretized. Resilience is defined as the trustworthiness of a software system to  
adapt to adverse conditions. The software system should accept and tolerate  
the consequences of failures, attacks and changes inside and outside the system  
boundaries. This is defined as an approach for robustness:

*”Software resilience refers to the robustness of the software infrastructure  
and may be defined as the trustworthiness of a software system to adapt  
itself so as to absorb and tolerate the consequences of failures, attacks,  
and changes within and without the system boundaries.”*

115 The definition of resilience was further specified in [17]. Florio [17] refers to  
the definition already mentioned in [4] and another definition in [31]. This defi-  
nition states that resilience can be characterized as a measure of the persistence  
of both functional and non-functional features of a system under certain and  
unpredictable disturbances. After analyzing these two definitions, according to  
120 Florio, resilience is the ability to act and balance between two main behaviors:

- 1) Continuous readjustment with the aim of improving the system environ-  
ment fit and compensating for both foreseeable and unforeseeable changes  
in the system environment.
- 2) Ensure that the said changes and adjustments from 1) do not affect the  
125 identity of the system. This means that its specific and distinctive func-  
tional and non-functional features should not be affected.

[7] deals with the management of water resources and was written from the  
perspective of the USACE<sup>1</sup>. According to Rosati [7], resilience is a cycle consist  
of anticipation, resistance, recovery and adaptation. Anticipation is the starting

---

<sup>1</sup>US Army Corps of Engineers



130 point of the cycle, while adaptation marks the end. The cycle is started by the  
occurrence of an event that affects the system in some way. This event is called a  
disruption. Specifically, Rosati defines resilience (in this case coastal resilience)  
as follows:

*”(Coastal) resilience is defined as the ability of a system to prepare,  
resist, recover, and adapt to disturbances in order to achieve successful  
functioning through time.”*

A disturbance occurs here as an effect of a hazard on the infrastructure,  
135 system, etc. A hazard is an environmental or adverse anthropogenic condition.

The article by Clark-Ginsberg published in 2016 [23] defines the ability of  
system to reduce the extent and the duration of disruptions as resilience. Disrup-  
tive events are not always predictable, but when they occur they are supposed  
to lead to a learning and adaptation effect of the system. Adaptation is crucial  
140 when it comes to realizing resilience against cyber accidents, since the cyber  
landscape is developing very rapidly. Clark-Ginsberg says in his article that  
errors must be detected and understood. It must be possible for the system to  
adapt to the errors or the error situation and a fast recovery must be guaran-  
teed. The system must recover quickly after the occurrence of an error. If this  
145 is not possible, the error and the resulting faulty system environment must be  
dealt with appropriately.

The U.S. National Institute of Standards and Technology (NIST) [8] coins  
the term cyber-resilience to clearly distinguish its approach from the general  
definitions of resilience. Cyber-resilience is the following property:























*”Cyber Resilience is defined in this publication as “the ability to antici-  
pate, withstand, recover from, and adapt to adverse conditions, stresses,  
attacks, or compromises on systems that include cyber resources.”*





150 According to NIST, the definition of cyber-resilience refers specifically to  
all entities that contain cyber-resources. A cyber-resource is an information

resource that creates, stores, processes, manages, transmits, or disposes information in electronic form and that can be accessed over a network or by network methods. The definition of NIST can therefore be applied to a system, a mechanism, a component or a system element, a common service, an infrastructure or a system of systems, etc.

The publications selected here show that the type and scope of the definitions of resilience depend very much on the respective (informatics) application area. However, some key actions can be filtered out, which appear at least partially in all the publications considered here: Anticipating, resisting, recovering, adapting (to threats of any kind). In some publications, such as [7], [8], [32] these key actions are even mentioned explicitly. Table 2 shows which key action is mentioned in which of the publications considered here.

Table 2: Sources mentioning key actions

No.	Publication	Meta-aspect
1	Alsberg, 1976	  
2	Nygaard, 2007	
3	Laprie, 2008	 
4	Hollnagel, 2011	 
5	Florio, 2013	 
6	Rosati, 2015	   
7	Clark-Ginsberg, 2016	   
8	NIST, 2018	   

 Anticipation     Recovery  
 Resistance     Adaptation

These key actions and our understanding of their interaction with each other are described in more detail in section 4. Each of the four key actions can be assigned different attributes and behaviors. They are described in the following section.

### 3. Attributes

Section 2 introduced the key actions anticipation, resistance, recovery and  
170 adaptation. Each key action comprises several attribute<sup>2</sup>. These attributes  
can be derived directly from the definitions or were explicitly mentioned in the  
publications. Table 3 shows the publications discussed in detail here and the  
key actions as well as the related attributes mentioned or deduced, respectively.

[3] describes the four main attributes of a resilient service. First of all, a  
175 resilient service must be able to detect and correct errors. Further, the resilient  
service must be so robust and reliable that a user expects the service not to fail.  
If the service is capable of always detecting  $n$  errors and recovering from those  
errors, the  $(n+1)$  error is not catastrophic. This only applies under the condition  
that the system offers perfect detection and recovery of  $n$  errors. The resilient  
180 service is therefore able to anticipate the  $(n + 1)^{th}$  error in such a way that its  
negative consequences for the service can be minimized. This corresponds to  
a simple definition of evolvability. As a fourth key attribute, Alsberg [3] cites  
the ability of a resilient service to tolerate abuse by a single user in such a way  
that this abuse has negligible impact on the other users of the service. Alsberg  
185 does not specify misuse, but if a malicious and intentional action is assumed,  
then this misuse protection corresponds to the security feature of availability.  
Alsberg summarizes the following attributes: robustness, reliability, evolvability  
and security.

---

<sup>2</sup>In the publications presented here, the terms attribute, feature and measure were used  
synonymously. For the sake of clarity, only the term attribute will be used in this article,  
representing Feature and Measure.

Table 3: Key actions and attributes from the publications

Publication	Key actions	Attributes
1976 Alsberg [3]	Anticipation Resistance Recovery	Robustness    Security Reliability Evolvability
2007 Nygard [9]	Resistance	Reliability    Stability
2008 Laprie [11]	Resistance Adaptation	Reliability    Diversity Stability      Assessability Evolvability
2011 Hollnagel [14]	Anticipation Adaptation	Reliability Evolvability
2013 Florio [17]	Resistance Adaptation	Reliability    Integrity Evolvability
2015 Rosati [7] 2016 Clark-Ginsberg [23] 2018 NIST [8]	Anticipation Resistance Recovery Adaptation	Robustness    Diversity Reliability    Assessability Evolvability    Integrity Security        Stability Safety

[9] claims that stability under all conditions is the most important property  
of a resilient system. According to Nygard [9], this stability is directly related  
190 of a resilient system. This connection is obvious, since a system  
that is not stable cannot be reliable either.

This understanding of stability and reliability is also illustrated in [11]. As-  
sessability is also an important property, because a resilient system must be able  
195 to validate the correctness or plausibility of sensor data, for example. Laprie  
[11] also mentions diversity as another important basic property. Diversity can  
be understood here as a basic idea of redundancy, because according to Laprie,  
diversity in a system (of hardware components, for example) should prevent the  
occurrence of single point of failure.

200 In [14] it is also described that reliability is a key feature of resilience. The

ability to detect a fault before it occurs is also essential. However, this only refers to faults that can be anticipated on the basis of existing information. A resilient system must be able to minimise the negative effects of a disturbance by anticipating it. This is done by constantly updating information about the disturbances that have already occurred and treated. This process can be understood as the ability to evolve. According to [17], the following attributes are essential for a resilient system: reliability, evolvability and integrity. Reliability and evolvability are related to resilience, as described in the previous definitions. Integrity, according to Florio [17], means that a resilient system does not lose its intention after adaptation or application of changes regarding a failure. This refers mainly to its functional and non-functional characteristics.

In the publications [7], [8], [23], the abilities to anticipate, resist, recover and adapt are directly mentioned as the four basic attributes or, as in NIST, the four basic goals of resilience.

Castano [33] assigns a large number of different attributes to resilience. Figure 3 shows this in a schematic representation.

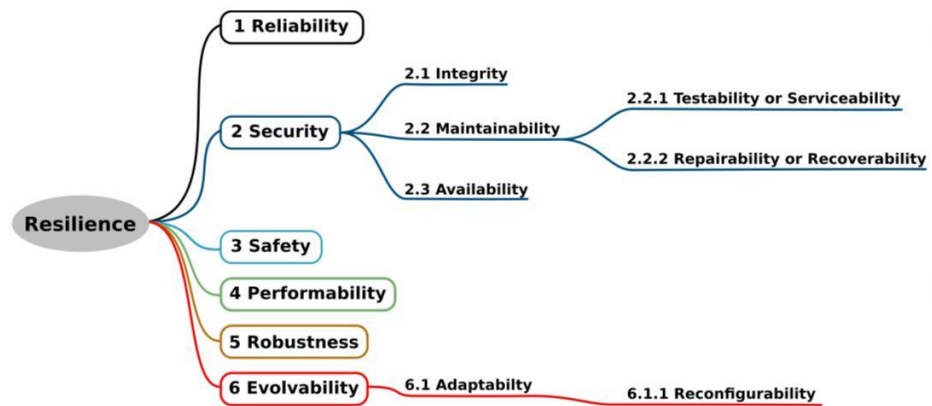


Figure 3: Attributes of resilience (image based on the following source: [33]).

Some of the attributes shown in Figure 3 and discussed in [33] build on each other or share identical approaches. An obvious example is the ability to evolve, which clearly lives from the ability to adapt. For an adaptation, in turn, some form of reconfiguration must always take place.

In the following section the key actions are described in more detail according to [7].

#### 4. Model of key actions

The key actions of resilient systems were introduced in section 2. In this  
225 section their dynamic relationships are shown and explained.

The key actions are mentioned completely or partially in many publications but Rosati in [7] establishes a direct connection between them in the form of a cycle as shown in Figure 4. Rosati is not about implementing an IT system, but about the ability of different departments, components and participants  
230 to respond when a disaster occurs. This responsiveness must be constantly improved in the sense of Rosati's publication in order to keep (permanent) damage and loss of life as low as possible. The concept presented by Rosati is intended to implement a system-wide approach that will support the challenges of managing the United States' water resource infrastructure. However, this  
235 abstract concept can be transferred to IT systems. This will be discussed later in this section.

The cycle shown in Figure 4 is started when a disturbance occurs and is considered successful once it has been completed for a disturbance. A learning effect is considered to have occurred when there is a measurable improvement  
240 if the same fault occurs again in the future.

A disturbance is considered to be an adversity that has negative effects on the system. Negative effects are consequences that interfere with the intention of the system, i.e. in a certain way with its task. In the worst case, the compromised system can no longer fulfill its tasks. Disturbances can be caused  
245 by malicious, non-malicious, anthropogenic <sup>3</sup>, non-anthropogenic, internal and external influences.

---

<sup>3</sup>influenced by humans, caused by

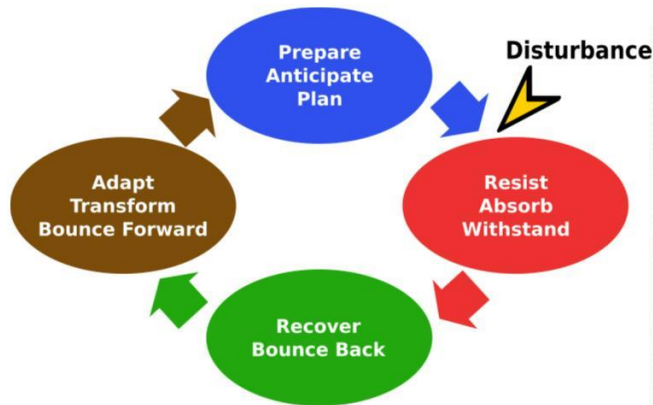


Figure 4: Presentation of key actions in a cycle (image based on the following source: [7]).

The four key actions shown in Figure 4 and the resulting cycle are to be understood according to Rosati as follows:

1. Prepare/Anticipate/Plan

250 This key action includes a natural process or, under certain circumstances, an anthropogenic activity with the aim of preparing the system for a disturbance.

2. Resist/Absorb/Withstand

255 This is the ability to withstand a disturbance while maintaining a certain level of functionality.

3. Recover/Bounce Back

The lost functionality must be restored. If it is not possible to maintain functionality, the system shall be able to return to its original state.

4. Adapt/Transform/Bounce Forward

260 The ability to adapt involves putting a system into a state that is better able to withstand or recover from the disruption. Ideally, this adaptation leads to reduced loss of functionality and a shorter recovery time. However, the process of adaptation only occurs when the cycle has been completed and applies only to this type of disturbance. Figure 5 shows the process

of increasing resilience schematically.

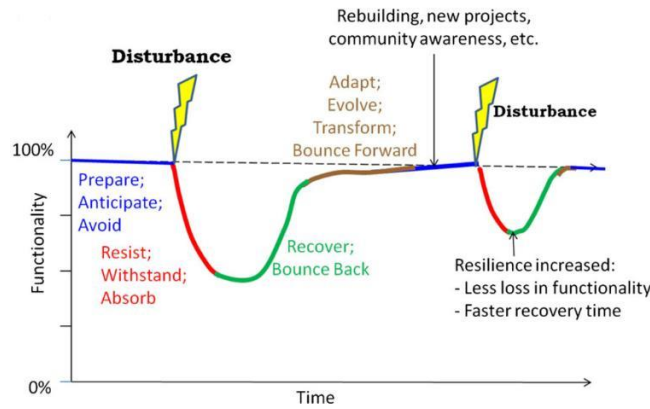


Figure 5: Schematic representation of the learning effect. A system is influenced by a disturbance and loses functionality. This loss must be resisted. Through the process of restoration and adaptation, a similar disruption will trigger a less severe loss of functionality in the future and the time to restore the system is shortened (source: [7]).

In the following discussion we present our idea of extending this concept of key actions to IT systems and critical infrastructure systems.

### *Our model of key actions for Cyber-Resilience*

The process of increasing resilience can be interpreted as the capacity for evolution. The system "learns" how to better deal with a disturbance that has  
270 already occurred at least once. This process is called evolvability.

The term "evolvability" originally comes from evolutionary biology and describes the ability of a living organism to bring about a change in its characteristics (attributes) by changing its genes with the aim of improving its  
275 abilities.

Two approaches are therefore important for evolvability, which build on each other:

1. Modification of genes
2. Changes in attributes resulting from 1.



280 The relation between genes and attributes can be transferred to a resilient system as follows: genes contain among other things the basic information for the evolution of the attributes of a living organism. The key actions represent the "genes" of resilience and the resilience itself has a multitude of attributes (reliability, safety, integrity, etc.). By modifying or improving the key actions  
285 (according to Figure 5) the properties of a resilient system can be improved.

The model of the four key actions from [7] is very well suited for the purpose described in [7]. It may also be applicable to an IT system, eventually in the area of critical infrastructure. For the IT area, however, we believe that modifications of the model are necessary. First, another essential key action must be  
290 added: **error analysis**. Furthermore, from our point of view, the key action resistance must be considered differently for a (distributed) IT system. An IT system must be able to continuously resist current and future disturbances. A disturbance does not necessarily have to be an event that immediately has negative consequences for the system. A disturbance can also be an attack with the  
295 aim of stealing information (e.g. private keys). Such actions, often carried out as side channel attacks [34], [35] do not cause any direct, immediately visible damage. However, if the extraction of the private key is successful, the system is considered broken from a security perspective and can no longer be described as resilient. This eliminates the key action resistance from the cycle. In our model  
300 resistance is divided into permanent and newly learned methods of resistance. This key action is continuously active, whereby "newly learned" methods of resistance are added to the permanent methods of resistance after the disturbance has been eliminated. Figure 6 shows our model of the key actions.

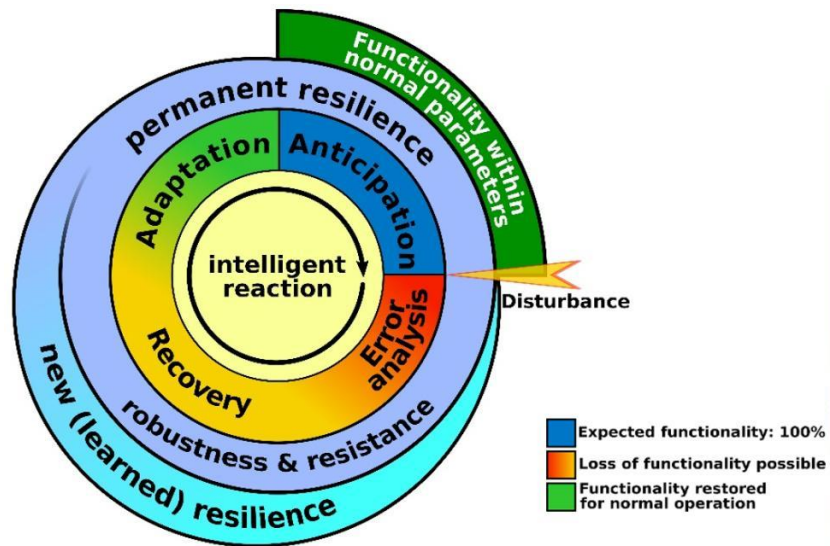


Figure 6: Schematic representation of the key actions anticipation, resilience (permanent methods and new (learned) methods), recovery and adaptation and the added key action error analysis (source: [36]).

The components of our model are described below. Please keep in mind that an IT system is under constant change i.e. its state concerning the key actions is also constantly changing. The boundaries between the key actions are not strict. There is hardly a rapid transition between the states. Thus, the individual methods of e.g. error analysis or recovery must also be considered. They interact with each other and partly also build on each other.

### 1. Anticipation

Anticipation or the ability to anticipate is generally understood as the capability to predict future conditions, actions or events, taking into account only information already available. Anticipation is executed while the functionality of the system is within normal and expected parameters. The system should be able to anticipate possible disturbances from already known and/or collected information. This "previous knowledge" empowers the system to minimize the negative consequences of an anticipated disturbance in advance or even to prevent the disturbance completely.

Whether or not it is possible to prevent a disturbance naturally depends  
320 on the type of disturbance.

## 2. Error analysis

The error analysis basically covers four points: Error detection, error lo-  
calization, error cause and error type determination. This key action is  
added to the four formerly used ones especially when disturbances oc-  
325 cur which could not be anticipated in this form because no information  
was available (yet). In this way, error analysis correlates in a special way  
with anticipation. If a disturbance passes through the cycle of key actions  
several times, this disturbance can be better and better anticipated later  
on, which supports the process of evolvability considerably and shortens  
330 the time span for error analysis. This can be traced back to the stored  
information about the disturbance from previous runs. How good a dis-  
turbance can be anticipated depends on the type and complexity of the  
disturbance. For error analysis it is essential that the disturbance has been  
detected, understood, localized and possibly even predicted by the system.  
335 Additionally the cause of the disturbance can be helpful. However, the  
cause often cannot be identified or eliminated.

## 3. New (learned) methods of/for Resilience

This key action includes methods to resist, which are not permanently  
active. There is a pool of methods that are known to the system but inac-  
340 tive. If a disturbance occurs that is unknown to the system, i.e. could not  
be anticipated, additional methods to resist become active. If this is the  
case, the required method is added to the Permanent Resilience Methods  
(see point 4.) after the disturbance has been dealt with.

A corresponding algorithm decides on the basis of various parameters  
345 (type of disturbance, current operating environment, dangerousness of  
the disturbance, probability of the reoccurrence of the disturbance,...)  
whether and how long a method is added to the Permanent Resilience  
methods. It also decides when a method can become inactive again, e.g.

to save memory. Such an algorithm can be realized with methods of artificial intelligence.

#### 4. Robustness & Resistance

Robustness & Resistance is the comprehensive key action that is always active. In general, this key action includes the ability to resist the negative consequences of a known disturbance. When a disturbance occurs, a loss of functionality must be expected. This loss of functionality as a negative consequence of a disturbance must be counteracted by methods of permanent resilience. This means, for example, the prevention of data loss or the forwarding of faulty data.

#### 5. Recovery

During the recovery process, the disturbance that has occurred must be remedied as far as possible. It should be noted that the correction of a disturbance is not a process that necessarily only has to take place during recovery. Rather, the correction of a disturbance and the elimination of the negative effects of the disturbance is a continuous process that can also be started during the execution of resistance methods.

However, the process of eliminating a disturbance must be definitely completed with the completion of the recovery. Any lost functionality will, if possible, be reintegrated into the system according to the possibilities and mechanisms used for recovery. Irreparably damaged hardware, for example, can of course no longer be used, but a message could be sent to a maintenance team. This maintenance team can replace the hardware. It should be possible to replace hardware while the system is running.

#### 6. Adaptation

According to Figure 5, Rosati [7] indicates that during the adaptation phase the system is still in a state in which full functionality has not yet been restored. We believe that for effective adaptation, the system should be in a state in which it is fully functional.

Adaptation essentially means that the system puts itself by self-modification

in a new state, in that it can react more efficiently to this type of distur-  
380 bance in the future. This means less loss of functionality and/or a shorter  
recovery time.

However, the process of adaptation is by no means trivial. The system has  
to take into account previous adaptations to other disturbances. These  
385 must not be significantly negatively affected by the new phase of adap-  
tation. Furthermore, the adaptation of the system should be checked  
beforehand. This check can be made, for example, in a backup of the  
system.

According to this modification of the model of key actions, the schematic rep-  
resentation of the learning effect must be adapted. Figure 7 shows the new  
schematic representation.

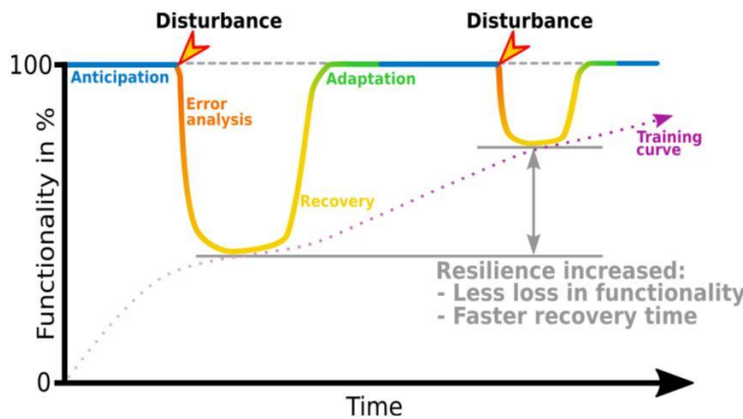


Figure 7: Schematic representation of the learning effect with the added key action error analysis. The two key actions of resistance are to be regarded as decoupled and cover the other 4 key actions of anticipation, error analysis, recovery and adaptation completely.

390

Based on the key actions and their relationships to each other, a resilient  
system can be designed. For this purpose, in addition to the consideration of  
the key actions, information from the following areas, among others, must be  
taken into account:

395

- Mechanisms for error detection

- Mechanisms for attack detection (e.g. IDS <sup>4</sup>)
- Mechanisms for error correction
- Mechanisms for fault localization
- Types of errors
- Mechanisms for pattern recognition

400

These mechanisms are to be applied according to the requirements of the system and the available options. Particular attention is required in the area of error detection. As a rule, errors are only detected after they have caused (negative) consequences or accidents. Thus it is obvious that the cycle of key actions  
405 consists of partially interlocking key actions that are directly or indirectly interdependent. For example, at the moment when an error has a negative impact on the system, the system must be able to resist this impact.

410

Thus, in order to achieve resilience Cyber-Physical System of Systems<sup>5</sup> needs to be capable to handle different adverse conditions, of which some might be expected while others are not.

415

CPS(oS) must be robust to specified disturbances. This includes specified manipulation and attacks. Specified disturbances are disturbances that could be expected during the development phase. This robustness can be realized e.g. with special materials, which guarantee the robustness of the design in  
415 the specified working area (the expected working conditions). These can be, for example, wires made of metal that have a higher melting point and can therefore meet the set requirements.

420

In addition, this robustness can be achieved by using redundancy. Redundancy is used according to the specified working conditions to ensure fault tolerance.

CPS(oS) must also be resistant to unspecified disturbances. Unspecified disturbances are disturbances that had to be expected but for which no reaction scenario was defined by the system. CPS(oS) must be able to resist unspecified

---

<sup>4</sup>Intrusion Detection System

<sup>5</sup>CPS(oS)

disturbances (at least partially). It is essential that unspecified disturbances  
425 can be detected, minimized, predicted or even avoided at an early stage if they  
occur repeatedly. Unspecified disturbances can be triggered by the following  
causes, for example:

- Excessive deviation of the physical parameters of the environment from  
the specified working range
- 430 • Too frequent (even not strong) deviations of the physical parameters of  
the environment from the specified working range
- Too short reaction time
- (dynamic) changes in the specified working or analysis range (e.g. in-  
creased operating voltage)
- 435 • Individualized work or analysis areas

In short, we define resilience for CPS(oS) as follows:

*A CPS(oS) is resilient if it has the ability to react to specified and unspec-  
ified disturbances in a way that preserves its function and reacts quickly.  
This reaction also includes the early detection, minimization, prediction  
or even avoidance of disturbances.*

According to our definition we discuss in the following four different types of  
systems i.e. primitive system without error handling (1), fault-tolerant system  
(2), resilient system (3) and total-resilient system (4) shown in Figure 8.

440 A system as the one shown in Figure 8.1 without any form of error detection  
should not be in use today, especially not in the area of critical infrastructure.  
This system is not able to deal with a fault, understand it or resist its negative  
effects. Figure 8.2 shows a fault-tolerant system. These systems are currently  
the ones most commonly used. If this system detects an error, this error can  
445 often be corrected. If the error cannot be corrected, the user is informed. If an  
error is not detected, e.g. because it has no direct effect on the functionality of  
the system, it is a corrupt system that can, among other things, supply incorrect  
data. Figure 8.3 shows our idea of a resilient system.

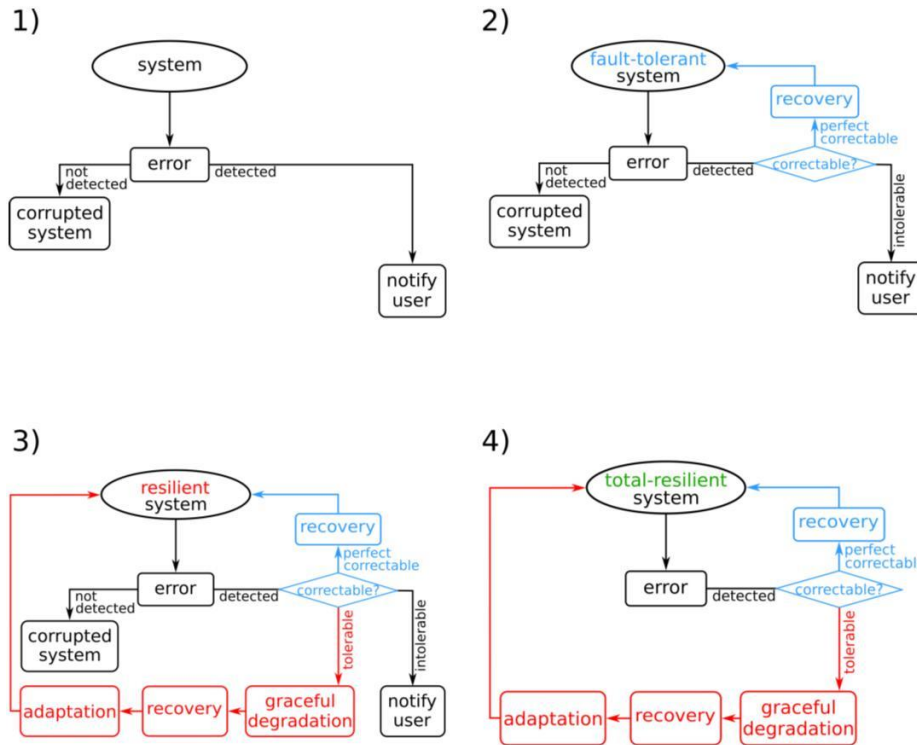


Figure 8: Schematic representation of four different systems: (1) primitive system without error handling, (2) fault-tolerant system, (3) resilient system, (4) total-resilient system.

This idea was developed using our model of key actions. The probability  
 450 that an error was not detected (corrupt system) or that an error was detected  
 but cannot be handled (inform users) is given but should be very low. Figure  
 8.4 shows a very extreme case of a resilient system: an absolute, i.e. totally  
 resilient system. In a totally resilient system, every error is detected without  
 exception and these errors can be handled. The system will also be able to make  
 455 intelligent adjustments to an error, just like in a resilient system, so that it can  
 react better to the error in the future.

In the current development process for highly reliable systems in critical  
 infrastructure, it makes sense to develop increasingly resilient systems and to  
 make fault-tolerant systems resilient. However, resilience is an extremely dy-  
 460 namic concept, as the many different definitions show. Ultimately, however,



resilience is not only the ability to deal with errors, but also the realization that errors will definitely happen. It is irrelevant whether these errors are symptoms of a malicious attack, environmental influences or wear and tear. In order to effectively implement resilience, a holistic understanding of the system design and the threat situation is necessary. Also, such a system architecture must offer possibilities for expansion (during normal operation), since resilience is subject to constant change due to its dynamics.

## 5. Conclusion and Future Work

Cyber-Resilience encompasses more than security and reliability. Cyber-Resilience also deals with the ability of a system to make autonomous decisions according to the situation in which the system is located. These autonomous decisions can be modeled using artificial intelligence methods. However, these methods of artificial intelligence must also satisfy the conditions of security and reliability.

Currently Netflix is the most known example of a resilient system. Netflix's infrastructure and applications use a high degree of redundancy to implement the idea of Cyber-Resilience in the best possible way. In addition to redundancy, Netflix uses other mechanisms to ensure that high availability is maintained. These include extensive empirical checks of the resilience (the checks are performed live and during normal operation), rapid isolation of errors, the ability to quickly perform fallback, rollback and failover, and constant logging and monitoring of all activities in the system. All these mechanisms enable Netflix to guarantee almost continuous availability to users and to react to unexpected (negative) events [1].

Redundancy is a very powerful tool to achieve Cyber-Resilience, but it is not universally applicable. The level of redundancy used by Netflix to ensure Cyber-Resilience is unthinkable for embedded systems, for example. Redundancy requires a lot of physical space, especially in the area of hardware, but embedded systems cannot be extended at will. This means that one has to

490 work with the given form factor and cost limitations. At the same time, how-  
ever, it must also be determined what Cyber-Resilience means for an embedded  
system. The objectives are the same as those of Netflix, but the requirements  
are limited. The embedded system must also be capable of self-observation  
(logging and monitoring) and it must be able to predict and detect (negative)  
495 changes/events in order to react. The first big challenge is the (correct and  
complete) detection of a negative change, because if a system is not able to do  
so, it cannot take appropriate countermeasures.

If negative events were detected correctly, the system must react to these  
events. The way the system reacts to such an event is another major challenge.  
500 It is not sufficient to say that a system must always react to error X with  
countermeasure Y. Embedded systems are highly complex and components are  
sometimes highly interdependent. The system must react in a way that the  
negative event can be countered and at the same time own functionalities are  
not or only temporarily impaired. Also (sensor) data must not be corrupted or  
505 lost. In addition, various negative influences can occur almost simultaneously.  
The different countermeasures must not hinder or even prevent each other under  
any circumstances.

The third major challenge is the optimal selection of mechanisms that can  
be used preventively against negative events. Redundancy would be one such  
510 mechanism, but it is only of limited use in embedded systems. A further mech-  
anism would be the isolation of different components of an embedded system,  
so that negative events from which errors/disruptions arise are limited to one  
component. In this way, cascading to other components can be prevented. Of  
course a complete isolation is not possible, but there are mechanisms that are  
515 summarized under the term loose coupling that help to keep the interrelation-  
ships as small as possible.

So there is a very wide range of different methods that can be used to achieve  
Cyber-Resilience. Especially for embedded systems it has to be planned exactly  
which methods should be used. The reasons for this are, among others, the  
520 limited space, the limited storage and computing capacity (also with regard

to the use of software solutions for Cyber-Resilience) as well as the available financial means. In addition, the location and the degree of criticality of the system (critical infrastructure) play an important role.

The great challenge of Cyber-Resilience is the planning and development  
525 of systems that fulfill selected aspects of security and reliability. In addition, a system must be able to make intelligent decisions in order to defend itself efficiently against negative effects.

### ***Future Work***

One approach would be to develop a design kit for cyber-resilient systems.  
530 To develop such a design kit it is first necessary to collect and classify different methods for achieving Cyber-Resilience. A classification only makes sense if the methods have been proven to have a positive effect on a system. Theoretical methods must first be tested.

The classification of the methods could then look as follows: effort of im-  
535 plementation, type and extent of effect on the system, possibilities of implementation, etc. The next step is to examine what dependencies exist between these methods. This refers to how these methods influence each other within a system. This allows negative dependencies to be taken into account. This analysis of the dependencies can be implemented e.g. with the help of artificial  
540 intelligence.

The idea would be a semi-automatic design kit that combines different meth-  
ods for Cyber-Resilience and can select and combine them with the help of  
artificial intelligence in a way that is suitable for the system. The result is a  
theoretical model that can be used for the practical development of a cyber-  
545 resilient system.

## References

- [1] A. Tseitlin, Resiliency through failure: Netflix’s approach to extreme availability in the cloud (2013).
- [2] Web of science.  
550 URL <https://clarivate.com/webofsciencegroup/solutions/web-of-science/>
- [3] Alsberg, Peter A. and Day, John D., A principle for resilient sharing of distributed resources, Proceedings of the 2nd International Conference on Software Engineering (ICSE ’76) (1976) 562–570.  
555 URL <http://pages.cs.wisc.edu/~remzi/Classes/739/Spring2003/Papers/p562-alsberg.pdf>
- [4] J. F. Meyer, Defining and evaluating resilience: a performability perspective, International workshop on performability modeling of computer and communication systems (PMCCS) 2009.
- 560 [5] A. Avizienis, J.-C. Laprie, B. Randell, C. Landwehr, Basic concepts and taxonomy of dependable and secure computing, IEEE Transactions on Dependable and Secure Computing 1 (1) (2004) 11–33. doi:10.1109/TDSC.2004.2.
- [6] T. Anderson (Ed.), Resilient Computing Systems, Wiley, New York, 1985.
- 565 [7] J. D. Rosati, K. F. Touzinsky, W. J. Lillycrop, Quantifying coastal system resilience for the us army corps of engineers, Environment Systems and Decisions 35 (2) (2015) 196–208. doi:10.1007/s10669-015-9548-3.
- [8] Ron Ross, Richard Graubart, Deborah Bodeau, Rosalie McQuaid, Draft sp 800-160 vol. 2, systems security engineering: Cyber resiliency considerations for the engineering of trustworthy secure systems (2018).  
570
- [9] M. T. Nygard, Release it! Design and deploy production-ready software, second edition Edition, The pragmatic programmers, Pragmatic Bookshelf,

Place of publication not identified, 2018.

URL <http://proquest.tech.safaribooksonline.de/9781680504552>

- 575 [10] A. Farraj, E. Hammad, D. Kundur, A cyber-physical control framework for transient stability in smart grids, *IEEE Transactions on Smart Grid* 9 (2) (2018) 1205–1215. doi:10.1109/TSG.2016.2581588.
- [11] Jean-Claude Laprie, From dependability to resilience, DSN, Anchorage, AK, USA 8.
- 580 [12] G. Hamel, L. V. alikangas, The quest for resilience, *Harvard Business Review* 9 (Sept. 2003) 52–63, 131.
- [13] J.N. Gray, Why do computers stop and what can be done about it?, *Proc. 5th Symp. on Reliability in Distributed Software Los Angeles* (Jan. 1986) pp. 3–12.
- 585 [14] E. Hollnagel, Prologue: The scope of resilience engineering, *Resilience Engineering in Practice: A Guidebook* E. Hollnagel, J. Paries, D.Woods, and J. Wreathall, Eds., Aldershot (U.K.: Ashgate) (2011) xxix–xxxix.
- [15] E. Hollnagel, *Safety-II in practice: Developing the resilience potentials*, Routledge, London and New York, 2018.
- 590 [16] E. Hollnagel, J. Leonhardt, L. Macchi, B. Kirwan, White paper on resilience engineering (eurocontrol). doi:10.13140/RG.2.1.3676.7206.  
URL <https://www.eurocontrol.int/sites/default/files/2019-07/white-paper-resilience-2009.pdf>
- [17] V. de Florio, On the constituent attributes of software and organizational resilience, *Interdisciplinary Science Reviews* 38 (2) (2013) 122–148. doi:10.1179/0308018813Z.00000000040.
- 595 [18] V. de Florio, Robust-and-evolvable resilient software systems, in: J. C´amara, R. de Lemos, C. Ghezzi, A. Lopes (Eds.), *ASAS ’11, Association for Computing Machinery*, New York, NY, 2011, p. 10. doi:10.1145/2024436.2024440.
- 600

- [19] M. Herrera, E. Abraham, I. Stoianov, A graph-theoretic framework for assessing the resilience of sectorised water distribution networks, *Water Resources Management* 30 (5) (2016) 1685–1699. doi:10.1007/s11269-016-1245-6.
- 605 URL <https://link.springer.com/content/pdf/10.1007/2Fs11269-016-1245-6.pdf>
- [20] Bakkensen, Laura and Fox-Lent, Cate and Read, Laura and Linkov, Igor, Validating resilience and vulnerability indices in the context of natural disasters: Validating resilience and vulnerability indices, *Risk Analysis* (37) 610 (2016) n. s. doi:10.1111/risa.12677.
- [21] S. L. Cutter, C. G. Burton, C. T. Emrich, Disaster resilience indicators for benchmarking baseline conditions, *Journal of Homeland Security and Emergency Management* 7 (1) (2010) n. s. doi:10.2202/1547-7355.1732.
- [22] S. L. Cutter, K. D. Ash, C. T. Emrich, The geographies of community 615 disaster resilience, *Global Environmental Change* 29 (2014) 65–77. doi:10.1016/j.gloenvcha.2014.08.005.
- [23] A. Clark-Ginsberg, What’s the difference between reliability and resilience? (2016) n. s. doi:10.13140/RG.2.2.20571.46885.
- [24] D. E. Alexander, Resilience and disaster risk reduction: an etymological 620 journey, *Natural Hazards and Earth System Sciences* 13 (11) (2013) 2707–2716. doi:10.5194/nhess-13-2707-2013.
- [25] J. S. Mayunga, Understanding and applying the concept of community disaster resilience: a capital-based approach, *ummer academy for social vulnerability and resilience building* (1, 16) (2007) n. s.
- 625 [26] S. Mitra, K. Brelsford, P. N. Sanda, Cross-layer resilience challenges: Metrics and optimization, in: *IEEE (Ed.), Design, Automation & Test in Europe Conference & Exhibition (DATE), 2010, IEEE, Piscataway, NJ, 2010*, pp. 1029–1034. doi:10.1109/DATE.2010.5456961.

- [27] D. Bodeau, R. Graubart, Cyber resiliency design principles: Selective use  
630 throughout the lifecycle and in conjunction with related disciplines (2017)  
n. s.  
URL [https://www.mitre.org/sites/default/files/publications/  
PR%2017-0103%20Cyber%20Resiliency%20Design%20Principles%  
20MTR17001.pdf](https://www.mitre.org/sites/default/files/publications/PR%2017-0103%20Cyber%20Resiliency%20Design%20Principles%20MTR17001.pdf)
- [28] D. J. Bodeau, R. D. Graubart, Cyber resilience metrics: Key observations  
635 (2016) n. s.  
URL [https://www.mitre.org/sites/default/files/publications/  
16-0779-cyber-resilience-metrics-key-observations.pdf](https://www.mitre.org/sites/default/files/publications/16-0779-cyber-resilience-metrics-key-observations.pdf)
- [29] S. Hukerikar, C. Engelmann, Resilience design patterns - a structured ap-  
640 proach to resilience at extreme scale (version 1.0) (08.11.2016) n. s.  
URL <https://arxiv.org/pdf/1611.02717.pdf>
- [30] Z. Dyka, E. Vogel, I. Kabin, M. Aftowicz, D. Klann, P. Langendörfer, Re-  
silience more than the sum of security and dependability: Cognition is what  
makes the difference, in: R. Stojanovic (Ed.), 2019 8th Mediterranean Con-  
645 ference on Embedded Computing (MECO), IEEE, Piscataway, NJ, 2019,  
pp. 1–3. doi:10.1109/MECO.2019.8760139.
- [31] E. Jen, Stable or robust? what’s the difference?, Complexity 8 (3) (2003)  
12–18. doi:10.1002/cplx.10077.
- [32] Deborah Bodeau, Richard Graubart, Jeffrey Picciotto, Rosalie McQuaid,  
650 Cyber resiliency engineering framework (2011).
- [33] V. Castano, I. Schagmayer, Resilient computer system design, Springer,  
Cham, 2015.  
URL [http://search.ebscohost.com/login.aspx?direct=true&scope=  
site&db=nlebk&AN=980100](http://search.ebscohost.com/login.aspx?direct=true&scope=site&db=nlebk&AN=980100)
- [34] I. Kabin, Z. Dyka, D. Kreiser, P. Langendoerfer, Horizontal Address-Bit  
655 DEMA against ECDSA, IEEE, 9th IFIP International Conference on New

Technologies, Mobility & Security, Piscataway, NJ, 2018. doi:10.1109/NTMS.2018.8328695.

[35] I. Kabin, Z. Dyka, D. Kreiser, P. Langendoerfer, Horizontal Address-Bit  
660 DPA against Montgomery kP Implementation, IEEE, ReConFig '17, New  
York, 2017. doi:10.1109/RECONFIG.2017.8279800.

[36] Z. Dyka, E. Vogel, I. Kabin, D. Klann, O. Shamilyan, P. Langendörfer,  
No resilience without security, in: 2020 9th Mediterranean Conference on  
Embedded Computing (MECO), 2020, pp. 1–5.