

Automated Performance Bug Detection in Database Systems

Xinyu Liu

Georgia Institute of Technology

Joy Arulraj

Georgia Institute of Technology

Qi Zhou

Georgia Institute of Technology

Alessandro Orso

Georgia Institute of Technology

Abstract

Because database systems are the critical component of modern data-intensive applications, it is important to ensure that they operate correctly. To this end, developers extensively test these systems to eliminate bugs that negatively affect functionality. In addition to functional bugs, however, there is another important class of bugs: performance bugs. These bugs negatively affect the response time of a database system and can therefore affect the overall performance of the system. Despite their impact on end-user experience, performance bugs have received considerably less attention than functional bugs.

In this paper, we present AMOEBA, a system for automatically detecting performance bugs in database systems. The core idea behind AMOEBA is to construct query pairs that are semantically equivalent to each other and then compare their response time on the same database system. If the queries exhibit a significant difference in their runtime performance, then the root cause is likely a performance bug in the system. We propose a novel set of structure and predicate mutation rules for constructing query pairs that are likely to uncover performance bugs. We introduce feedback mechanisms for improving the efficacy and computational efficiency of the tool. We evaluate AMOEBA on two widely-used DBMSs, namely PostgreSQL and CockroachDB. AMOEBA has discovered 20 previously-unknown performance bugs, among which developers have already confirmed 14 and fixed 4.

1 Introduction

Database management systems (DBMSs) play a critical role in modern data-intensive applications [20, 37]. For this reason, developers extensively test these systems to improve their reliability and accuracy. For example, they leverage tools such as SQLSMITH [4] and SQLancer [40–42], which effectively discover crash or logic bugs in DBMS, respectively. However, the same scrutiny has not been applied to a different kind of bugs that are just as important as functional bugs: performance bugs. *Performance bugs* are bugs that affect the performance of a DBMS, which is quantified as the time taken by the system to respond to a query. Because they result in slower responses from the DBMS, performance bugs can affect the overall performance of the application that rely on the DBMS, ultimately affecting the user experience [35, 47].

CHALLENGES. To retrieve the results for a given SQL query, the DBMS invokes a pipeline of complex components (e.g., query optimizer, execution engine) [25, 38]. Performance bugs can be subtle, as the overall performance of the DBMS may be reduced by sub-optimal decisions taken by any of these components and the complex interactions among them [13, 15]. It is therefore difficult to automatically detect performance bugs in DBMS, as one must not

only identify complex queries that would trigger the performance bug, but also construct an *oracle* that specifies the correct behavior (i.e., response time) of a performant DBMS.

There are two lines of research that attempt to address this challenge. One approach is to use a pre-determined performance baseline as the oracle [39, 48, 49]. In particular, this technique uses a pre-commit check to ensure that the code changes do not cause an unexpected *performance regression*. To do so, it compares the runtime performance of the updated DBMS on a test workload against a pre-determined baseline (e.g., latency < 5 seconds or throughput > 10000 tps) and reports a performance bug if there is a significant deviation. While effective in detecting performance bugs that result in a regression, this approach suffers from two main limitations. First, it is human-intensive and challenging to construct an accurate performance baseline and specify an error margin to account for variability in DBMS performance to reduce false positives [31]. Second, this technique usually tests the DBMS using a fixed, limited set of queries from standard benchmarks, that only covers a subset of the SQL input domain [45].

Another closely related line of research leverages differential testing [34] to discover performance regressions [29]. Specifically, this technique’s oracle compares the execution time of the same query on two versions of the DBMS and checks if the newer version takes more time to execute the query. While this technique does not require a developer-provided, pre-determined baseline, it can only detect *regressions*; that is, it cannot detect the common case of performance bugs that were always present in the system because, for these bugs, the query execution time on two version of the DBMS would not change. Furthermore, this technique also focuses on relatively simple queries that are tailored for uncovering regressions.

OUR APPROACH. In this paper, we present AMOEBA, a novel and principled tool for discovering performance bugs in DBMSs. AMOEBA addresses the challenges listed above along two dimensions. First, it constructs a *cross-referencing oracle* by comparing the runtime performance of *semantically equivalent queries* (i.e., queries that always return the same result sets for all possible input tables) [22, 51]. When the target DBMS (only a single version is needed) exhibits a significant difference in execution time on a pair of semantically equivalent queries, the likely root cause is a performance bug. Second, it constructs queries with complex structures and computationally expensive SQL operators, thereby increasing the likelihood of discovering performance bugs.

While query-equivalence is a well-studied topic and has many applications, to the best of our knowledge, it has never been tailored for finding performance bugs in DBMSs. We introduce two types of query mutations that preserve the semantics of queries: (1) structural mutations that transform an input query using a set of query rewrite rules (e.g., join commutativity and associativity, predicate

```

SELECT t1.o_orderdate, t2.c_custkey
FROM (SELECT * FROM lineitem LEFT JOIN orders ON
      true) AS t1
      LEFT JOIN (SELECT c_custkey FROM customer)
AS t2
ON t1.o_custkey = t2.c_custkey
LIMIT 5;

```

Listing 1: Q1. Execution Time = 21 s

```

SELECT t1.o_orderdate, t2.c_custkey
FROM (SELECT * FROM lineitem LEFT JOIN orders ON
      true LIMIT 5) AS t1
      LEFT JOIN (SELECT c_custkey FROM customer)
AS t2
ON t1.o_custkey = t2.c_custkey
LIMIT 5;

```

Listing 2: Q2. Execution Time = 19 ms

push-down) derived from the query optimization literature [26], and (2) novel predicate mutations that modify the predicates of an input query without changing the semantics of the original predicate using a symbolic approach. In this manner, AMOEBA generates semantically equivalent queries that are likely to exhibit a significant difference in execution time.

We implement this technique in a tool, called AMOEBA [16]. To demonstrate the generality of this technique, we evaluate AMOEBA on two widely-used DBMSs: CockroachDB and PostgreSQL. At the time of writing this paper, AMOEBA found 20 previously-unknown performance bugs in these two DBMSs, of which 4 bugs have been already fixed and 10 bugs have been confirmed.

CONTRIBUTIONS. We make the following contributions:

- We present a technique for finding performance bugs using a novel application of *query equivalence* in generating a cross-referencing oracle (§2).
- We introduce two types of query mutations that preserve the semantics of queries: (1) structural mutations, and (2) predicate mutations using a symbolic approach (§6).
- We present feedback mechanisms for improving the efficacy and computational efficiency of the tool (§7).
- We implemented this technique in an extensible tool, called AMOEBA. In our evaluation, AMOEBA discovered 20 previously-unknown performance bugs in two widely-used DBMSs. Our analysis of the rules that trigger performance bugs highlights opportunities for improving future versions of these DBMSs (§8).

2 Motivation

In this section, we highlight the importance of detecting performance bugs in DBMSs using two motivating examples.

EXAMPLE 1. Listing 1 and Listing 2 show a pair of *semantically equivalent* queries derived from the TPC-H benchmark: Q1 and Q2. Although Q1 and Q2 are equivalent, Q1 runs 1000× slower than Q2 on the TPC-H database in CockroachDB [7] (v20.2.0-alpha).

Both queries operate on three tables: LINEITEM, ORDERS, and CUSTOMER. Q1 is a nested query with two LEFT JOIN operators and an inner query, T2, which simply selects the C_CUSTKEY column from CUSTOMER. The first LEFT JOIN computes the Cartesian product of the LINEITEM and ORDERS tables, resulting in a

```

SELECT ps_suppkey
FROM partsupp
WHERE ps_partkey + 1486 = 2972;

```

Listing 3: Q3. Execution time = 21 s.

```

SELECT ps_suppkey
FROM partsupp
WHERE ps_partkey = 1486;

```

Listing 4: Q4. Execution time = 19 ms

derived table T1. The second LEFT JOIN connects T1 and T2 based on the customer key. Lastly, Q1 only returns the first five tuples of the second join operation. The only difference between Q1 and Q2 lies in the construction of the derived table T1, as Q2 constructs a smaller T1 by adding the LIMIT operator on top of the LEFT JOIN. Given the semantics of the LEFT JOIN operator, for both Q1 and Q2, only the first five tuples of T1 affect the final output. Q1 and Q2 are therefore semantically equivalent.

While Q1 takes 21 seconds to execute on a TPC-H database (scale factor = 5), Q2 only takes 19 milliseconds. The DBMS developers have acknowledged that this is a previously-unknown performance bug that stems from a sub-optimal plan constructed by the query optimizer [11]. In particular, when evaluating Q1, the optimizer does not push down the outermost LIMIT operator below the second LEFT JOIN.

EXAMPLE 2. Listing 3 and Listing 4 contain another pair of semantically equivalent queries: Q3 and Q4. Q3 runs 247× slower than Q4 on PostgreSQL (v12.3) [8]. Both queries evaluate a predicate on the table PARTSUPP whose primary key is PS_PARTKEY. Q3 selects tuples from PARTSUPP, where $PS_PARTKEY + 1486 = 2972$. In contrast, Q4 directly retrieves tuples from PARTSUPP, where $PS_PARTKEY = 1486$. Q3 and Q4 are semantically equivalent since their predicates are equivalent.

While Q3 takes 247 milliseconds to execute on PostgreSQL, Q4 only takes 1 millisecond. Also in this case, the DBMS developers have acknowledged that this is a performance bug; the system cannot utilize the index over PS_SUPPKEY while processing Q3 and falls back to a sequential scan to find tuples where $PS_PARTKEY + 1486 = 2972$. Since the DBMS cannot reduce this predicate to $PS_PARTKEY = 2972 - 1486 = 1486$, it takes more time to execute this query.

These examples highlight the existence of performance bugs in DBMSs and their significant impact on query performance.

3 Background

To better appreciate the internals of AMOEBA, we now provide a brief overview of semantically-equivalent queries.

SEMANTIC EQUIVALENCE. Two queries $Q1$ and $Q2$ are semantically equivalent if they always return the same results on any input database instance. Query equivalence is a well-studied topic and is used in many applications: (1) testing correctness of DBMS and SQL queries [41, 43], (2) educating developers [30], and (3) automatically grading student assignments [19]. Unlike prior efforts, we seek to leverage semantic equivalence of queries to find performance bugs in DBMSs.

QUERY REWRITING. AMOEBA constructs equivalent queries by rewriting them using a set of rules that preserve equivalence [26]. A representative rule consists of pushing the LIMIT operator below the join operator to facilitate the early application of the LIMIT operator. Consider the query shown in Listing 1. For this query, we illustrate how this rule pushes the LIMIT below the LEFT JOIN operator in Figure 1.

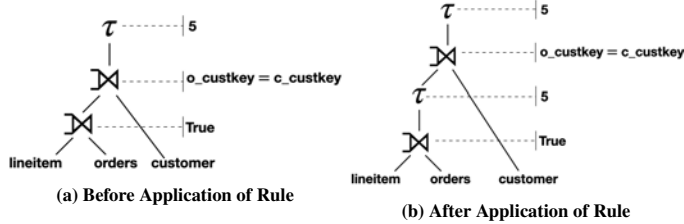


Figure 1: Query Rewriting – The impact of the LIMIT operator push-down rule on the query shown in Listing 1.

The logical query plan of Q1 is shown in Figure 1a. Given the LIMIT clause on top of the LEFT JOIN, AMOEBA pushes this clause below this LEFT JOIN operator to derive the logical query plan of Q2 that is shown in Figure 1b. This rule is useful in reducing the size of input tables fed from the bottom LEFT JOIN operator to the top LEFT JOIN operator.

4 System Overview

AMOEBA help developers uncover performance bugs in a DBMS. The key idea is to compare the runtime performance of semantically equivalent queries on the same DBMS. Specifically, we expect the DBMS to execute equivalent queries in the same amount of time. If that is not the case and the difference in the query execution times exceeds a developer-specified threshold (e.g., 2×), then AMOEBA has found a performance bug. Such a *cross-referencing oracle* allows us to detect performance bugs in a single DBMS (i.e., without resorting to comparative analysis against another DBMS).

In this section, we present an overview of the key components of AMOEBA. Figure 2 illustrates the architecture of AMOEBA. AMOEBA contains three components: (1) GENERATOR, (2) MUTATOR, and (3) VALIDATOR.

① GENERATOR leverages a domain-specific fuzzing technique to generate SQL queries. We refer to these queries as *base queries*. GENERATOR is tailored to generate queries that are more likely to trigger performance bugs in DBMSs. In particular, it receives feedback from the latter components of AMOEBA to guide the query generation process.

② MUTATOR takes a base query as input and seeks to generate equivalent queries. To do so, it applies a set of semantics-preserving query rewriting rules on the given query. We refer to the resulting set of equivalent queries as *mutant queries*. The output of this component is, thus, the base query and a set of equivalent mutant queries.

③ VALIDATOR takes a set of equivalent queries as input and generates a set of performance bug reports. VALIDATOR runs each pair of equivalent queries on the target DBMS and observes whether any pair exhibits a significant difference in their runtime performance.

If that is the case, it first verifies if this behavior is reproducible across multiple runs. After confirming the bug, it generates a report consisting of: (1) a pair of equivalent queries that exhibit different runtime behavior, and (2) their query execution plans. We manually submit these reports to the DBMS developers for their consideration.

We next present the three components of AMOEBA in §5, §6, and §7, respectively.

5 Query Generator

Algorithm 1: Algorithm for generating SQL queries

```

Input : database: database under test
Output : base queries: random SQL queries
1 meta-data ← RetrieveMetaData(database);
2 prob_table ← InitProbabilityTable();
3 rule_activation_frequency_table ← InitRuleActivationFrequencyTable();
4 Procedure GenerateQuery(meta-data, prob_table)
5   while True do
6     specification ← BuildSpecification(meta-data, prob_table);
7     base query ← SpectroQuery(specification, dialect);
8     return base query;
9   prob_table ← UpdateProbTableWithFeedback(base query, prob_table);
10
11 Procedure UpdateProbTableWithFeedback(base query, prob_table)
12   if MutateQuery(base query) is True then
13     // Update the probability table if the base query can be
14     // mutated to generate equivalent queries
15     UpdateProbTableWithMutatorFeedback(base query, prob_table,
16     applied_rules);
17   if TriggerPerformanceBug(base query) is True then
18     // Update the probability table if the base query and its
19     // equivalent queries can trigger performance bugs
20     UpdateProbTableWithValidatorFeedback(base query, prob_table);
21
22 Procedure UpdateProbTableWithMutatorFeedback(base query, prob_table,
23 applied_rules)
24   entities ← ExtractEntities(base query);
25   UpdateProbTableWithEntities(prob_table, entities, applied_rules,
26   rule_activation_frequency_table);
27   UpdateRuleFreqTable(applied_rules, rule_activation_frequency_table);
28
29 Procedure UpdateProbTableWithValidatorFeedback(base query, prob_table)
30   entities ← ExtractEntities(base query);
31   UpdateProbTableWithEntities(prob_table, entities);
32

```

Table 1: A SQL grammar example – A subset of the SQL grammar that is used to generate the query shown in Listing 1.

query_spec	::=	SELECT column _{ref} FROM table _{ref}
table _{ref}	::=	table _{simple} table _{joined}
table _{joined}	::=	table _{ref} join_spec table _{ref}
join_spec	::=	join_type ON join_cond
join_type	::=	LEFT CROSS INNER
join_cond	::=	bool_expr TRUE

Table 2: Probability tables – A list of probability values that are used to generate table references and join conditions.

(a) Table references				(b) Join conditions	
table _{simple}	table _{joined}			bool _{expr}	TRUE
	LEFT	CROSS	INNER		
0.5	0.16	0.17	0.17	0.5	0.5

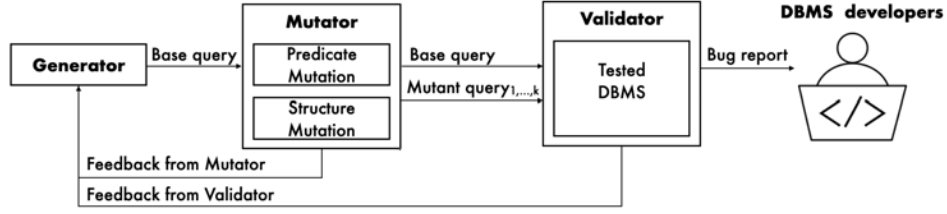


Figure 2: Architecture of AMOEBA— GENERATOR constructs a set of base SQL queries based on feedback from other components. MUTATOR performs semantic-preserving predicate and structural mutations on the base queries. VALIDATOR executes a pair of semantically equivalent queries using the target DBMS and reports query pairs that exhibit a significant difference in runtime performance.

AMOEBA uses a grammar-aware GENERATOR that randomly constructs a set of base queries. As shown in Algorithm 1, GENERATOR takes a target database as input and generates base queries as output. At a high level, GENERATOR uses two key procedures for generating queries that are more likely to trigger performance bugs: (1) GENERATEQUERY (§5.1) uses a top-down, grammar-aware approach to generate queries that are compatible with the input database’s schema, and (2) UPDATEPROBTABLEWITHFEEDBACK (§5.2) leverages feedback from prior runs of MUTATOR (§6) and VALIDATOR (§7) to guide the GENERATEQUERY procedure. AMOEBA relies on this feedback mechanism to improve the probability of generating queries that trigger performance bugs. Next, we explain these two procedures in detail.

5.1 Grammar-Aware Query Generation

Researchers have extensively explored techniques for grammar-aware query generation [4, 17, 18, 50]. AMOEBA’s query generation approach differs from prior systems in that it is geared towards generating queries that are *more likely* to trigger performance bugs in DBMS. To accomplish this, AMOEBA adopts a grammar for generating queries with different structures and operators and uses a *probability table* based on the grammar to guide the query generation procedure. This probability table captures the likelihood of a SQL structure or clause to appear in the generated query.

The first step in GENERATEQUERY is to acquire information needed for generating queries. In particular, it collects meta-data of the target database (e.g., table schema and sampled data from the database) (line 1). It then initializes a probability table for guiding the query generation procedure (line 2), wherein each entry has a default value. Next, GENERATEQUERY constructs a query specification based on: (1) widely-supported SQL-92 grammar [1], and (2) the collected meta-data (line 6). Table 1 lists a subset of the SQL grammar that GENERATEQUERY uses that allows it to generate queries with a variety of structures and operators including the queries shown in the motivating examples (§2). For instance, $table_{ref}$ can either be a base table (i.e., $table_{simple}$) from the target database or a derived table (i.e., $table_{joined}$) resulting from a JOIN operator. As shown in Table 2, for each *production rule*, GENERATEQUERY maintains a set of entries in the probability table for both non-terminal and terminal symbols. The probabilities of all these symbols sum up to one. Table 2b specifies that there is an equal chance to generate a JOIN condition using either a boolean expression (e.g., $t1.o_custkey = t2.c_custkey$) or the keyword TRUE. Lastly,

GENERATOR translates the query specification into a well-formed SQL query for the target DBMS (line 7).

5.2 Feedback from Mutator and Validator

We now discuss how GENERATOR updates the probability table based on the feedback from MUTATOR and VALIDATOR (line 9).

FEEDBACK FROM MUTATOR. GENERATOR uses the feedback from the MUTATOR to improve the likelihood of generating base queries that can be successfully transformed by MUTATOR. Since AMOEBA relies on the generation of semantically equivalent queries, this feedback mechanism indirectly increases the likelihood of discovering performance bugs. GENERATOR updates the probability table when a base query that it generates is successfully transformed by MUTATOR (line 12). UPDATEPROBTABLEWITHMUTATORFEEDBACK is the relevant procedure (line 17). First, it extracts SQL entities from the base query (line 18). For instance, since Q1 shown in Listing 1 can be successfully mutated into Q2, GENERATOR extracts the following entities in Q1: LEFT, $bool_{expr}$, True. This design decision is based on the assumption that these entities are correlated with successful mutations. Then, it invokes the UPDATEPROBTABLEWITHENTITIES procedure to update the probability table accordingly (line 19). Specifically, it increases values of these extracted entities in the probability table and decreases values of the other entities. For example, given Q1’s entities, it updates the probability table for generating $table_{ref}$ (Table 2a) as follows: it decreases the probabilities of $table_{simple}$, CROSS, and INNER, and increases the probability of LEFT. After this update, GENERATOR will generate base queries that are more likely to contain the LEFT JOIN clause.

GENERATOR also seeks to avoid generating queries that only trigger a limited set of mutation rules. This improves the computational efficiency of AMOEBA (§8.4). To accomplish this, it keeps track of the frequency with which each mutation rule has been fired (line 20). For instance, when a base query triggers a less-frequently triggered mutation rule, GENERATOR bumps up the probabilities of the queries’ extracted entities with a larger increment. In this way, GENERATOR constructs queries that trigger a wide variety of mutation rules.

FEEDBACK FROM VALIDATOR. GENERATOR utilizes information about discovered performance bugs to increase the likelihood of generating base queries that uncover them. When VALIDATOR discovers a base query that eventually leads to finding a performance



Figure 3: Rule Condition and Transformation for rule 32.

bug (line 14), GENERATOR invokes the UPDATEPROBTABLEWITHVALIDATORFEEDBACK procedure to update the probability table accordingly (line 22). This procedure first extracts the SQL entities from the base query (line 23) and then updates the table using the UPDATEPROBTABLEWITHENTITIES procedure. In this way, GENERATOR constructs queries that are more likely to uncover performance bugs.

6 Query Mutator

MUTATOR is the next key component of AMOEBA. It takes a base query as input and seeks to generate mutant queries that are semantically equivalent to the base query.

QUERY EQUIVALENCE. While the query equivalence property has many applications [19, 30, 43], it has never been utilized for uncovering performance bugs. Notably, SQLancer is a system that constructs equivalent queries for discovering *logic bugs* in DBMSs. In particular, it generates equivalent queries based on Ternary Logic Partitioning (TLP) [41]. We defer a comparative analysis of AMOEBA against SQLancer to §8.6. At a high level, MUTATOR is a framework for rewriting queries using a set of semantics-preserving query transformation rules. We next present the internals of MUTATOR with a description of its mutation rules in §6.1 and its algorithm in §6.2.

6.1 Mutation Rules

To expand the query space that AMOEBA explores, MUTATOR currently supports 44 mutation rules that fall into two categories: (1) rules for mutating query structure (40 rules), (2) rules for mutating query predicate (4 rules). Table 3 presents a subset of these rules to illustrate their variety. A complete list of rules is available at [16].

Each rule is represented by a triple: $\langle id, condition, transformation \rangle$ [26]. Specifically, to guarantee that a given rule does not modify the semantics of the input query, MUTATOR checks whether the input query satisfies the rule’s *condition*. If so, it applies the *transformation* on the input query to generate a semantically equivalent query. We next present the two types of rules.

RULES FOR MUTATING QUERY STRUCTURE. These rules modify the query’s structure based on a relational algebraic transformation that preserves equivalence. In order to preserve semantics, each rule performs transformation on the input query only if a specific rule condition is met. Figure 3 illustrates the condition and transformation associated with rule 32. It modifies the query structure by pushing the LIMIT operator below the LEFT JOIN operator. As shown in Figure 3a, this rule is only triggered when there is a LIMIT operator on top of a LEFT JOIN operator. If the input query satisfies this condition, then this rule transforms it to a structurally-different

query shown in Figure 3b by pushing a copy of the LIMIT operator and its argument below the LEFT JOIN operator.

RULES FOR MUTATING QUERY PREDICATE. These rules modify the predicates in the query without altering the structure. Consider the rule 41 that transforms clauses in query predicates that check equivalence between a column variable and a scalar value. It rewrites the original predicate (e.g., $a = 5$) to an equivalent one (e.g., $a + 2 = 5 + 2$) by adding the scalar value to both sides of the comparison operator. AMOEBA adopts a novel *symbolic approach* for mutating predicates to examine the ability of the DBMS in handling complex predicates [51]. To do this, it first infers the comparison operators in the original predicate (e.g., equality or inequality operator). Then, based on the operator, AMOEBA mutates the predicate using two strategies: (1) modifying the existing expression while preserving the existing constraints (e.g., rule 41), or (2) adding or removing an expression that is deduced as unnecessary based on the existing constraints (e.g., rules 42 and 43).

COMPOSITIONAL EFFECTS. Since mutation rules are sequentially applied on the input query, their compositional effects further expand the query space explored by MUTATOR [36]. We now present an example that illustrates how the order in which the rules are applied determines the generated mutant query.

```
SELECT * FROM t1 JOIN t2
WHERE t1.a > t2.b AND t2.b > 5
```

Listing 5: Q5. Compositional Effects

Consider the query shown in Listing 5 that performs a JOIN of tables $t1$ and $t2$ and then applies a filter predicate on the joined table (i.e., $(t1.a > t2.b) \wedge (t2.b > 5)$). Consider the following two rules that are applied sequentially on the input query: (1) rule 11 that pushes the filter predicate below the join, and (2) rule 42 that adds an additional sub-predicate to a predicate (e.g., $(a > b) \wedge (b > scalar)$).

If MUTATOR applies rule 11 before rule 42 on the input query, it first pushes the $(t2.b > 5)$ clause from the filter predicate below the JOIN. Then the pattern of the filter predicate no longer satisfies the condition for exercising rule 42. So, the resulting query’s logical plan is shown in Figure 4a. On the other hand, if MUTATOR applies rule 42 before rule 11, both rules will be exercised and leads to a different mutant query. Specifically, rule 42 first transforms the original predicate into an equivalent one: $(t1.a > t2.b) \wedge (t2.b > 5) \wedge (t1.a > 5)$. Then rule 11 pushes both $(t2.b > 5)$ and $(t1.a > 5)$ below the JOIN operator. The logical plan for the resulting query is shown in Figure 4b.

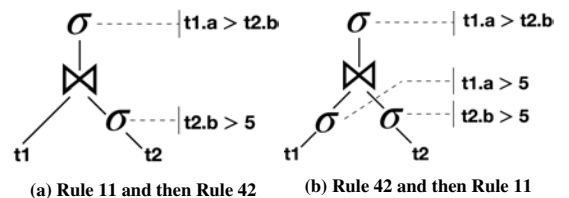


Figure 4: Compositional Effects – The impact of the order of application of mutation rules on the query shown in Listing 5.

Table 3: List of Mutation Rules.

Category	Rule Idx	Transformation	Working Example
Structure	0	Push aggregate functions through JOIN.	$t1 \text{ JOIN } t2 \text{ GROUP BY } t1.c \rightarrow (t1 \text{ GROUP BY } t1.c) \text{ JOIN } t2$
	1	Merge aggregate functions.	$SUM(SUM(t.c)) \rightarrow SUM(t.c)$
	5	Remove DISTINCT on unique columns.	$DISTINCT t1.primary_key \rightarrow t1.primary_key$
	9	Push filter through GROUP BY	$(t1.c \text{ GROUP BY } t1.c) \text{ WHERE } t1.c > 0 \rightarrow (t1.c \text{ WHERE } t1.c > 0) \text{ GROUP BY } t1.c$
	11	Push filter expression through JOIN	$t1 \text{ JOIN } t2 \text{ where } t1.c = 5 \rightarrow (t1 \text{ where } t1.c = 5) \text{ JOIN } t2$
	26	Remove SORT on empty table	$(t1 \text{ WHERE false}) \text{ ORDER BY } t1.c \rightarrow t1 \text{ WHERE false}$
	27	Remove SORT if it has LIMIT 0	$(t1 \text{ ORDER BY } t1.c) \text{ LIMIT } 0 \rightarrow t1 \text{ LIMIT } 0$
	30	Push filter expression to JOIN condition	$t1 \text{ JOIN } t2 \text{ ON } exp_1 = exp_2 \text{ WHERE } exp_1 = 3 \rightarrow t1 \text{ JOIN } t2 \text{ on } exp_2 = 3$
	32	Propagate LIMIT through LEFT JOIN	$t1 \text{ LEFT JOIN } t2 \text{ LIMIT } 5 \rightarrow (t1 \text{ LIMIT } 5) \text{ LEFT JOIN } t2 \text{ LIMIT } 5$
	34	Remove SORT on constant column	$(SELECT 5 \text{ as } c1) \text{ ORDER BY } c1 \rightarrow SELECT 5 \text{ as } c1$
	37	Transforms a UNION into a DISTINCT on top of a UNION ALL	$Q1 \text{ UNION } Q2 \rightarrow DISTINCT(Q1 \text{ UNION ALL } Q2)$
Predicate	40	Substitute variable with known scalar value	$(a + 3 = 5) \wedge (a = 1) \rightarrow (4 = 5) \wedge (a = 1)$
	41	Add scalar values on both sides of equation	$(a = 5) \rightarrow (a + 2 = 7)$
	42	Add additional comparison clause	$(a > b) \wedge (b > 5) \rightarrow (a > b) \wedge (b > 5) \wedge (a > 5)$
	43	Reduce comparison clause	$(a > b) \wedge (b > 5) \wedge (a > 3) \rightarrow (a > b) \wedge (b > 5)$

Algorithm 2: Procedure for mutating SQL queries

```

Input : base query; meta-data: metadata for the target database
Output : base query and mutant queries
1 Procedure MutateQuery(base query, meta-data)
2    $R_{origin} \leftarrow \text{Preprocess}(base\ query)$ ;
3    $transformed\_trees \leftarrow \text{EmptySet}()$ ;
4    $mutant\ queries \leftarrow \text{EmptySet}()$ ;
5   for  $k \leftarrow 1$  to  $number\_of\_attempts$  do
6     // randomly select a list of mutation rules
7      $mutate\_rules \leftarrow \text{RulesInitialization}()$ ;
8      $R_{new} \leftarrow \text{MutateTree}(R_{origin}, mutate\_rules, meta\_data)$ ;
9     if  $R_{new} \notin transformed\_trees$  then
10        $new\ query \leftarrow \text{TranslateToQuery}(R_{new}, dialect)$ ;
11        $Update(transformed\_trees, mutant\ queries)$ ;
12   return base query, mutant queries;
13 Procedure MutateTree( $R_{origin}$ ,  $mutate\_rules$ ,  $meta\_data$ )
14    $target\_expr \leftarrow R_{origin}$ ;
15   for  $rule \in rewrite\_rules$  do
16      $target\_expr \leftarrow \text{ApplyRule}(target\_expr, rule, meta\_data)$ ;
17   if  $target\_expr \neq R_{origin}$  then
18     return  $target\_expr$ ;

```

6.2 Mutation Algorithm

We outline the algorithm of MUTATOR in Algorithm 2. MUTATOR takes a base query and metadata of the target database as input and returns the base query and its semantically equivalent mutant queries as output. It first preprocesses the base query and generates its logical query plan tree R_{origin} on which it applies the mutation rules (line 2). It attempts to mutate R_{origin} for a total of $number_of_attempts$ times (line 5).

In each iteration, the MUTATOR performs the following three steps.

❶ It randomly initializes an ordered list of mutation rules ($mutate_rules$) that it then applies on the R_{origin} in a sequential manner (line 6). In doing so, MUTATOR increases the likelihood of uncovering different compositional effects of mutation rules on the input query. ❷ Next, it invokes the MUTATETREE procedure to transform R_{origin} using $mutate_rules$ (line 7). Within this procedure, MUTATOR uses the $meta_data$ to decide whether the *rule condition* for performing the transformation is met (line 15). The MUTATETREE procedure returns the resulting plan tree R_{new} only if R_{new} is different than the R_{origin} (line 17). ❸ After getting R_{new} from the MUTATETREE procedure, MUTATOR checks whether it is different

from trees constructed in prior mutation attempts (line 8). If so, MUTATOR translates back R_{new} into a well-formed SQL query (*new query*) based on the target DBMS’s dialect and appends it to mutant queries (line 9, line 10). Finally, it returns the base query and mutant queries as its output.

7 Validator

VALIDATOR is the last component of AMOEBA. It takes a set of semantically-equivalent queries as input and generates performance bug reports as output. In particular, VALIDATOR compares the execution time of these queries as a *cross-referencing oracle* for detecting performance bugs in DBMS. If a pair of equivalent queries consistently exhibit significant difference in their runtime performance, it generates a performance bug report that consists of the: (1) the pair of queries, and (2) their execution plans. Before presenting the algorithm of VALIDATOR, we discuss two challenges associated with discovering performance bugs based on query equivalence.

VARIATION IN EXECUTION PLANS. A pair of semantically equivalent queries with different syntax (*i.e.*, structural difference or predicate difference) may reduce to the same query execution plan. In this case, the DBMS will execute these queries in the same way and there will not be any difference in runtime performance. Such queries are not *useful* for discovering performance bugs. To improve the computational efficiency of AMOEBA, VALIDATOR focuses on equivalent queries that have different execution plans. In particular, before executing a set of equivalent queries and comparing their runtime performances, it first compares their plans and *skips* this query pair if they have the same plan.

FILTERING OUT FALSE POSITIVES. The runtime performance of a query may be affected by system-level factors (*e.g.*, caching behavior of concurrent queries) [27]. To avoid false positives stemming from such factors, before reporting a discovered performance bug to the developers, VALIDATOR verifies that the difference is consistently reproducible by re-executing the same query pair multiple times in isolation and in different execution orders.

Algorithm 3 presents the algorithm of VALIDATOR. ❶ It first invokes the CHECKPLANDIFF procedure to filter out equivalent queries that lead to equivalent execution plans (line 1). To compare the execution plans and their estimated cost, VALIDATOR utilizes

Algorithm 3: Procedure for detecting performance bugs

```

Input : base query                mutant queries
        validation_attempt: # of additional runs  threshold: least time difference
Output: bug reports: each report contains a query pair and execution plans
1 if CheckPlanDiff(base query, mutant queries) then
    // Run equivalent queries if they have different execution plans
2   time_list ← RunQuery(base query, mutant queries);
3   if Max(time_list) > threshold * Min(time_list) then
    // Rerun queries for validation_attempt times to confirm the
    // difference is consistent
4     if Confirm(base query, mutant queries) then
5       GenBugReport(base query, mutant queries);
6
7 Procedure CheckPlanDiff(base query, mutant queries)
8   cost_list ← EstimateCost(base query, mutant queries);
9   if Count(Set(cost_list)) > 1 then
10    return True;
11
12 Procedure Confirm(base query, mutant queries, validation_attempts)
13   difference_count ← 1;
14   for k ← 1 to validation_attempts do
15     time_list ← RunQuery(base query, mutant queries);
16     if Max(time_list) > threshold * Min(time_list) then
17       difference_count += 1;
18   if difference_count = validation_attempts then
19     return True;
20

```

the EXPLAIN feature of DBMSs (line 8) [44]. If VALIDATOR determines that the estimated plan costs are identical, it assumes that the query set converges to the same plan and skips them (line 9). ② After getting equivalent queries with different plans, VALIDATOR runs them on the DBMS and records their execution time (line 2). Then, within the resulting set of execution times, VALIDATOR checks whether the ratio of the longest to the shortest query execution time exceeds a developer-specified threshold (line 3). If the ratio exceeds the threshold, VALIDATOR invokes the CONFIRM procedure to check whether the runtime performance difference is consistently reproducible (line 4). ③ Within the CONFIRM procedure, VALIDATOR re-executes these queries on the DBMS for multiple runs in random orders and monitors whether the execution time difference still holds (line 14 – line 19). If the difference is consistent, then VALIDATOR automatically generates a performance bug report (line 5).

8 Evaluation

To evaluate the effectiveness and generality of our approach, we implemented AMOEBA and investigate the following questions:

- RQ1.** Can AMOEBA find performance bugs in DBMSs? (§8.3)
- RQ2.** What is the efficiency of AMOEBA? (§8.4)
- RQ3.** Are all mutation rules created equal with respect to discovering performance bugs? (§8.5)
- RQ4.** How does AMOEBA compare against SQLancer? (§8.6)

8.1 Implementation

We now discuss the implementation details of AMOEBA. AMOEBA currently supports two widely-used DBMSs: (1) PostgreSQL, and (2) CockroachDB.

QUERY GENERATION. We design a GENERATOR that constructs statements that are more likely to be syntactically correct and that

covers a widely-supported subset of SQL constructs [1]. To this end, we design a GENERATOR based on SQLALCHEMY [9], a SQL toolkit and Object Relational Mapper (ORM) written in Python. The design and implementation of the GENERATOR is beyond the scope of this paper.

QUERY MUTATION. We build MUTATOR on top of the Calcite [6] query optimization framework. Calcite transforms queries by iteratively applying a set of query rewrite rules [26]. Calcite works well with SQLALCHEMY in that they both cover widely-supported subset of SQL constructs and dialects. So, most of the semantically-valid queries constructed by GENERATOR are successfully parsed by the MUTATOR. AMOEBA is extensible by design since it leverages the SQLALCHEMY and Calcite frameworks.

IMPLEMENTATION SCOPE. AMOEBA supports queries with three data types: integer, numeric, and string types. Additionally, the queries may use several SQL constructs (*e.g.*, GROUP, DISTINCT, ORDER and UNION) and functions (*e.g.*, AVG and SUM). We present a detailed list of supported SQL constructs in [16].

BENCHMARK. We use a database derived from the TPC-H [5] benchmark. It is a widely-used decision support benchmark that has been used for evaluating the runtime performance of DBMSs [27, 32]. We configure the scale-factor of the database to 5 (size is 5 GB). The query execution time is proportional to the size of the database. We adjust the database size to achieve a balance between discovering reproducible bugs (requires a larger database) and improving the computational efficiency of AMOEBA (requires a smaller database). In particular, we ensure that most queries finish within the developer-specified, time-out period for a query (*i.e.*, 30 seconds). To support larger databases and more complex queries, we must increase the time-out period. We configured this temporal constraint based on the feedback received from database developers.

8.2 Evaluation Setup

Table 4 presents the configuration of AMOEBA. We focus on two DBMSs: (1) PostgreSQL (v12.3), and (2) CockroachDB (v20.2.0-alpha). We run all experiments on a server with two Intel(R) Xeon(R) E5649 CPUs (24 processors) and 236 GB RAM. We manually examine the bug reports generated by AMOEBA and report them to developers for their feedback.

Table 4: AMOEBA Configuration – Settings used in the evaluation.

	Configuration	Default
Query Generator	NUM_QUERIES	500
	FEEDBACK	None, Mutator, Validator, Both
Query Mutator	MUTATION_TIMES	10
Validator	DBMS	PostgreSQL and CockroachDB
	EXECUTE_ALL_QUERIES	False
	DIFF_THRESHOLD	150%
	VALIDATE_TIMES	5
	QUERY_TIMEOUT	30 seconds per query

8.3 RQ1 — Performance bugs detection

AMOEBA found 20 previously-unknown performance bugs. Table 5 summarizes the key characteristics of these performance bugs and the status of the bug reports (submitted, confirmed, or fixed).

DBMS	Versions	Perf. Diff	Description	Bug Status
CockroachDB	20.2.0	2.0×	suboptimal behavior related to string casting	Fixed
		2.2×	suboptimal behavior related to duplicate GROUP BY	Fixed
		3.5×	suboptimal behavior related to the GROUP BY and JOIN operator	Confirmed
		11.0×	suboptimal behavior related to the VARIANCE function	Reported
		11.0×	suboptimal behavior related to the STDDEV function	Reported
		13.4×	suboptimal behavior related to unnecessary aggregate functions	Confirmed
		46.3×	suboptimal behavior related to the UNION operator	Confirmed
		49.0×	suboptimal behavior related to predicate evaluation	Fixed
		169.8×	suboptimal behavior related to the DISTINCT operator	Fixed
		188.6×	suboptimal behavior related to the scalar subquery	Confirmed
		277.8×	suboptimal behavior related to the LEFT JOIN and LIMIT operator	Confirmed
PostgreSQL	12.3	2.6×	suboptimal behavior related to the GROUP BY operator	Confirmed
		3.0×	suboptimal behavior related to the UNION operator	Submitted
		3.0×	suboptimal behavior related to the DISTINCT operator	Confirmed
		3.1×	suboptimal behavior related to the INNER JOIN operator	Confirmed
		3.8×	suboptimal behavior related to the GROUP BY operator	Confirmed
		4.2×	suboptimal behavior related to the GROUP BY operator	Submitted
		15.8×	suboptimal behavior related to the LEFT JOIN and ORDER operator	Submitted
		16.0×	suboptimal behavior related to string comparison	Submitted
		233.4×	suboptimal behavior related to the predicate simplification	Confirmed

Table 5: Discovered Performance Bugs – List of performance bugs uncovered by AMOEBA in CockroachDB and PostgreSQL DBMSs. The PERF. DIFF column refers to the execution time difference across two equivalent queries on the same DBMS. We also report the status of the bug report.

RUNTIME IMPACT. While bugs found in CockroachDB exhibit a slow down ranging from 2.0× to 277.8×, those found in PostgreSQL exhibit a slow down ranging from 2.3× to 233.4× for equivalent queries. Developers have confirmed 14 bugs and fixed 4 of them in the master branch of these DBMSs.

DESCRIPTION OF BUGS. We now discuss a subset of performance bugs found by AMOEBA to illustrate the types of bugs it finds. A complete list of reported bugs is provided in [16].

EXAMPLE 6. UNORDERED DISTINCT WITH LIMIT. The pair of equivalent queries shown in Listing 8.3 exhibit a 170× slowdown in CockroachDB. This performance bug is present in the execution engine. While both queries request the DBMS to fetch the same set of tuples and the query optimizer generates almost identical plans, the DBMS chooses to use different execution engines for executing them.

```

/* [First query, 53 milliseconds] */
SELECT  l_suppkey,
        Cast('N' AS CHAR(1)) AS l_returnflag
FROM    lineitem
WHERE   l_returnflag = 'N'
GROUP BY l_suppkey
LIMIT 13;

/* [Second query, 9 seconds] */
SELECT  l_suppkey,
        l_returnflag
FROM    lineitem
WHERE   l_returnflag = 'N'
GROUP BY l_suppkey,
        l_returnflag
LIMIT 13;

```

With the first query, the DBMS picks the row engine to fetch tuples, which executes the UNORDERED DISTINCT operation on LINEITEM table only after taking the LIMIT operator into consideration. On the other hand, with the second query, the DBMS uses the vectorized engine, which applies the UNORDERED DISTINCT operation on the entire LINEITEM table. After analyzing this bug

report, the CockroachDB developers found a more general limitation in the vectorized engine [12]. In particular, the vectorized engine does not propagate the hint from the LIMIT operator to the other operators (*i.e.*, HASH JOIN and UNORDERED DISTINCT). Since the buffering operators are computationally expensive and critical to query performance, the CockroachDB developers quickly fixed this performance bug in the UNORDERED DISTINCT OPERATOR within a week (commit D2E74DB) and plan to fix the bug in the HASH JOIN operator in the future.

EXAMPLE 7. SUB-QUERIES RETURNING SCALAR. The pair of equivalent queries below fetch the same column from the ORDERS table with predicates that rely on results of the same subquery. However, when the predicate is false, CockroachDB spends 187× more time to execute the second query compared to the first one. This stems from a performance bug in the implementation of the SCAN operator.

```

/* [First query, 44 milliseconds] */
SELECT o_orderpriority
FROM orders
LEFT OUTER JOIN
    (SELECT *
     FROM nation
     ORDER BY n_comment
     LIMIT 1) AS t ON TRUE
WHERE t.n_comment IS NOT DISTINCT FROM '
      randomstring';

/* [Second query, 8.3 seconds] */
SELECT o_orderpriority
FROM orders
WHERE (SELECT n_comment
      FROM nation
      ORDER BY n_comment
      LIMIT 1) IS NOT DISTINCT FROM '
      randomstring';

```

With the first query, the DBMS intelligently skips executing the JOIN and SCAN operators after realizing that the predicate in

the JOIN operator evaluates to false. However, with the second query, the DBMS ignores the fact that the predicate on the SCAN operator evaluates to false and performs an unnecessary scan of the entire ORDERS table. The CockroachDB developers quickly confirmed this performance bug and explained that a potential fix would consist of adding an extra check in the SCAN operator to verify the predicate on top of it [10]. Additionally, they acknowledge that this performance bug belongs to a more important limitation in the query optimizer in that it cannot re-optimize the main query based on the results of the sub-query. They plan to fix this legacy problem in the near future. This would not only fix this performance bug, but also improve the optimizer’s ability to handle queries with scalar sub-query results.

EXAMPLE 8. HANDLING AGGREGATE OPERATORS. The pair of equivalent queries below trigger a $2.6 \times$ execution time difference on PostgreSQL, which exposes a suboptimal behavior when handling an unnecessary GROUP BY operator [14].

```
/* [First query, 17 milliseconds] */
SELECT s_suppkey
FROM   supplier
WHERE  s_suppkey > 100;

/* [Second query, 44 milliseconds] */
SELECT s_suppkey
FROM   supplier
WHERE  s_suppkey > 100
GROUP BY s_suppkey;
```

Specifically, both queries request the DBMS to fetch the `S_SUPPKEY` column based on the same predicate. The second query also appends a GROUP BY operation before returning the final table. Since `S_SUPPKEY` is the primary key of the `SUPPLIER` table, the `S_SUPPKEY` column takes unique values, thereby rendering the GROUP BY operation to be unnecessary. However, when PostgreSQL executes the second query, it still performs the GROUP BY operation, which leads to a slower execution time than the first query. The PostgreSQL developers have acknowledged that this performance bug is due to a missing rule in the optimizer to remove unnecessary GROUP BY operations. They plan to add this optimization rule to address this sub-optimal behavior in the future.

DISCUSSION. The empirical results of applying AMOEBA to test PostgreSQL and CockroachDB DBMSs show that it is able to effectively detect performance bugs. First, we find that semantically equivalent queries do trigger different runtime behaviors in a given DBMS, thereby allowing us to use them as a cross-referencing oracle for finding performance bugs. Additionally, we find the presentation of our bug report (*i.e.*, a pair of equivalent queries and their execution plans) provides sufficient information for the DBMS developers. By comparing the execution plans and traces on equivalent queries, the developers are able to quickly pinpoint the root cause of the performance bug.

By using the runtime performance of semantically equivalent queries as a cross-referencing oracle, AMOEBA discovers 20 previously-unknown performance bugs spread across different components of two DBMSs.

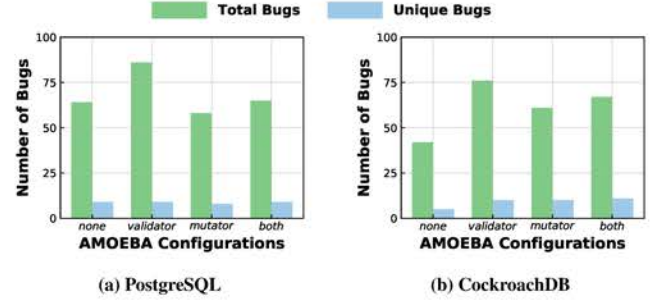


Figure 5: Efficiency of AMOEBA— Figures (a) and (b) show the number of performance bugs and unique performance bugs that AMOEBA discovers after five hours in PostgreSQL and CockroachDB, respectively.

8.4 RQ2 — Efficiency of AMOEBA

We next examine the computational efficiency of AMOEBA in detecting performance bugs. We also investigate whether the feedback mechanisms increase the probability of generating queries that discover performance bugs.

In this experiment, we run AMOEBA on PostgreSQL and CockroachDB across four separate runs using different configurations: (1) `AMOEBAnone` disables both feedback mechanisms, (2) `AMOEBAvalidator` enables feedback from VALIDATOR, (3) `AMOEBAmutator` enables feedback from MUTATOR, and (4) `AMOEBAboth` enables feedback from both MUTATOR and VALIDATOR.

We configure each run to a timeout of 5 hours. Figure 5 presents the results, which include the number of total and unique performance bugs that AMOEBA discovers in each run. We manually map each performance bug report to a corresponding unique bug based on the developers’ feedback.

BUG REPORTS AND UNIQUE BUGS. We examine the overall efficiency of AMOEBA by averaging the bug-finding results across four runs. As shown in Figure 5, within 5 hours, AMOEBA generates an average of 68 performance bug reports for PostgreSQL (reduces to 9 unique performance bugs). In CockroachDB, AMOEBA reports an average of 61 performance bugs (reduces to 10 unique performance bugs).

IMPACT OF FEEDBACK MECHANISMS. To better understand the impact of different feedback mechanisms in AMOEBA (*i.e.*, feedback from validator and feedback from mutator), we compare the total and unique performance bugs that AMOEBA discovers across four different runs. On PostgreSQL, `AMOEBAvalidator` finds the largest number of performance bugs. `AMOEBAmutator` and `AMOEBAboth` find a similar amount of performance bugs as `AMOEBAnone` does. We manually inspected the performance bug reports that AMOEBA generates for PostgreSQL and found that most of unique performance bugs in PostgreSQL can be revealed by relatively simple queries (from a structural standpoint). Since the intuition behind leveraging the mutator’s feedback is to examine base queries that can be transformed by diverse mutation rules (require a wide variety of query structures), `AMOEBAmutator` and `AMOEBAboth` spend additional computational resources to mutate queries that are less likely to uncover performance bugs in PostgreSQL (compared to `AMOEBAnone`). While the four different configurations of AMOEBA

find the same number of unique performance bugs in PostgreSQL, the additional performance bugs that AMOEBA_{validator} discovers increase the number of test cases that helps developers in fault localization and further analysis.

On CockroachDB, feedback from validator and mutator increase both the total and unique performance bugs that AMOEBA discovers. While AMOEBA_{none} only discovers 43 performance bugs and 5 unique performance bugs, AMOEBA_{validator}, AMOEBA_{mutator} and AMOEBA_{both} discover more than 60 performance bugs, which correspond to more than 10 unique performance bugs.

RUNTIME PERFORMANCE. We also count the number of semantically equivalent queries that AMOEBA examines across four runs. On average, AMOEBA generates and examines a pair of semantically equivalent queries per 3.5 and 7.0 seconds for PostgreSQL and CockroachDB, respectively. The overall runtime performance of AMOEBA is dominated by the runtime of the tested DBMS (we execute queries on a moderately-sized TPC-H database). To further improve the runtime performance of AMOEBA, it is possible to deploy AMOEBA on multiple servers to parallelize the fuzzing loop. We plan to explore this problem in the future.

AMOEBA detects a number of performance bugs in both PostgreSQL and CockroachDB within a 5 hours run. On PostgreSQL, leveraging feedback from the validator helps AMOEBA to discover more performance bugs. On CockroachDB, feedback from validator and mutator both have a significant impact on helping AMOEBA discover more performance bugs.

8.5 RQ3 — Importance of Mutation Rule

Next, we present an in-depth analysis of mutation rules used by AMOEBA and their importance with respect to discovering performance bugs. We investigate each mutation rule along two dimensions: (1) impact of each rule on query performance, and (2) the frequency of generation of bug-revealing query pairs. We perform this analysis using performance bug reports generated in §8.4. In particular, we examine a dataset of 273 and 246 query pairs that trigger performance bugs in PostgreSQL and CockroachDB, respectively.

IMPACT ON QUERY PERFORMANCE. We first examine if a mutation rule speeds up or slows down query execution. If a rule generates a query pair that exhibits significant runtime performance difference, we measure the speedup (ratio > 1) or slowdown (ratio < 1). Figure 6 presents the evaluation results in two box plots.

FREQUENCY OF BUG-REVEALING QUERY PAIRS. We next compute the frequency with which each mutation rule generate query pairs that trigger performance bugs. To do this, we count the number of times each rule generates such query pairs and normalize this count by the total number of bug-revealing query pairs. Figure 6 presents the evaluation results in two bar plots (the y-axis on the right side denotes the frequency).

The most notable observation in Figure 6 is that not all mutation rules are equally useful in discovering performance bugs. Among 44 mutation rules that AMOEBA uses for generating query pairs, only 25 and 37 rules are able to generate query pairs that trigger performance bugs in PostgreSQL and CockroachDB, respectively. AMOEBA uses both structure and predicate mutation rules for generating these queries.

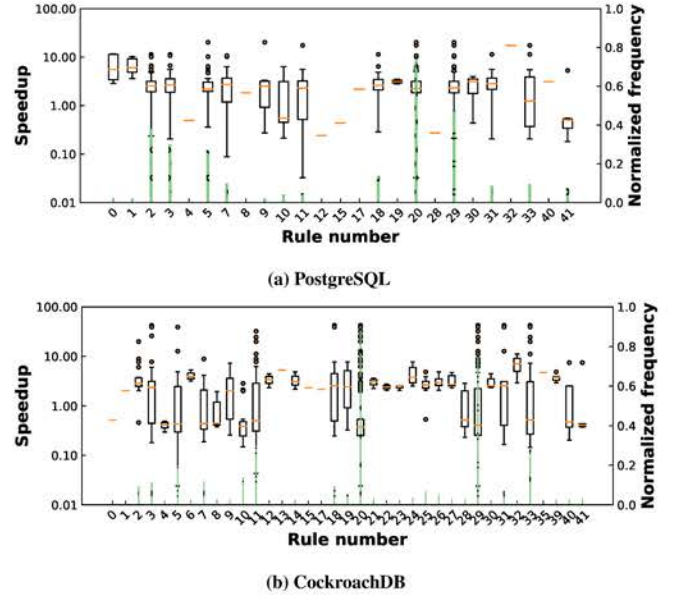


Figure 6: Impact of rules on query performance and frequency of rules that are used to generate bug-revealing query pairs – The y-axis on the left captures each rule’s impact on query performance: a value > 1 indicates the rule is used to generate a query that shows faster runtime performance, while a value < 1 indicates the rule results in a query that shows slower runtime performance. The y-axis on the right captures the normalized frequency of each rule that is used to generate query pairs that trigger performance bugs.

With respect to impact on performance, we find that while some rules always have the same effect on query performance (*i.e.*, either speedup or slowdown), others exhibit different effects (*i.e.*, both speedup and slowdown) in different cases. Since AMOEBA seeks to mutate each query by applying a sequence of rules, this patterns results from the compositional effects of mutation rules (§6.1): (1) *contention* between mutation rules: the performance penalty of one rule is damped by the gains from another rule, and vice versa; (2) rules that do not directly affect query performance: while the rule itself does not affect the query performance, it transforms a query to a form that is suitable for mutation by other rules. For instance, rule 20 (match the projected table with its filter predicate) is necessary to trigger other mutation rules (*e.g.*, rule 11 needs such information to push a filter through a JOIN). So, it has the highest activation frequency in discovering performance bugs.

Lastly, we summarize the characteristics of mutation rules that generate interesting query pairs, since they may reflect the characteristics of queries that are challenging for DBMS to optimize and execute. We find these rules mostly re-arrange or eliminate expensive operators (SORT, GROUP BY, and JOIN) in a given query. Improving how the DBMS handles these operators in future versions of these DBMSs would enhance their robustness.

We present an in-depth analysis on mutation rules and their importance in discovering performance bugs. Both structural and predicate mutation rules generate queries that reveal performance bugs. We find rules differ in their impact on query performance: while some rules do not directly affect query performance, they are

necessary to exercise other rules. In particular, we find that rules that transform expensive operators (*e.g.*, SORT, GROUP BY, and JOIN) are effective in generating queries that trigger performance bugs, which highlights opportunities for improving future versions of these DBMSs.

8.6 RQ4 — Comparison to SQLancer

We now qualitatively compare against SQLancer, a state-of-the-art tool for finding logic bugs. The key idea of AMOEBA is to construct semantically equivalent queries and compare their runtime performance. It then uses the performance differential as a cross-referencing oracle for detecting performance bugs. To this end, we seek to compare against the TLP technique in SQLancer, which is the closest related effort [40–42]. While this technique also constructs equivalent query pairs, it has a completely different goal: finding logic bugs in DBMSs. However, since it also leverages equivalent query pairs, we examine the feasibility of using the TLP technique for finding performance bugs.

OVERVIEW OF TLP. TLP constructs equivalent queries based on the observation that any predicate in SQL evaluates to TRUE, FALSE, or NULL. Accordingly, given a base query, TLP can construct a *TLP query* that is equivalent to the base query in two steps. First, it partitions the base query into three partition queries, wherein each predicate is constructed based on the value of the base query’s predicate. Second, it concatenates these three partition queries using either the UNION operator or the UNION ALL operator based on the semantics of the base query.

EXAMPLE 9. QUERY GENERATED BY TLP.

```
/* [Base query] */
SELECT * FROM t0 , t1 WHERE t0.c0 = t1.c0;
/* [TLP query] */
SELECT * FROM t0 , t1 WHERE t0.c0 = t1.c0
UNION ALL
SELECT * FROM t0 , t1 WHERE NOT (t0.c0 = t1.c0)
UNION ALL
SELECT * FROM t0 , t1 WHERE (t0.c0 = t1.c0)
IS NULL;
```

Here is an example of an equivalent query generated by TLP. The boolean predicate `t0.c0 = t1.c0` from the base query is compared against TRUE, FALSE, or NULL in each of the partition queries.

PERFORMANCE OF TLP QUERIES. We use TLP to randomly generate 2000 pairs of equivalent queries based on the TPC-H benchmark [5]. We execute each pair of queries on PostgreSQL (v12.3), and compare the execution time. We discover that 85 pairs of equivalent queries exhibit a significant difference in execution time. Among these queries, we find that the TLP query always takes more time to execute compared to the base query (with an average slowdown of 51×). While this is promising, the root cause of all of these performance bugs is that the TLP query forces the DBMS to perform additional operations, which results in a higher query execution time. These additional operations consist of fetching the tuples for each partition query and then combining those results together. We observed the same pattern on CockroachDB.

ABILITY TO FIND UNIQUE PERFORMANCE BUGS. While TLP’s technique is effective in generating equivalent queries for discovering correctness bugs, it is not tailored for finding performance bugs. By design, the TLP query has a more complex construct than the base query that it transforms, which inevitably leads to a longer query execution time. Given the inherent processing overhead associated with the TLP query, TLP is not able to find a variety of performance bugs.

9 Limitations and Future Work

We now discuss the limitations of AMOEBA and present ideas for tackling them in the future.

DIFFERENTIAL TESTING. Since AMOEBA is based on a widely-used query optimization framework (*i.e.*, Calcite), it inherits the limitations of differential testing. First, it only focuses a widely-supported subset of SQL operators and functions. Fortunately, since Calcite is an extensible framework, it is feasible to add support for additional SQL features. Second, it assumes that a given SQL feature has the same semantics across all the DBMSs under the test. In particular, AMOEBA performs semantics-preserving transformations based on the widely-used semantics of common SQL features.

QUERY MINIMIZATION. AMOEBA currently does not attempt to minimize queries in bug reports. When manually examining queries included in the bug reports, we found queries produced by MUTATOR is more complex than that generated by GENERATOR. This is partly due to the differences in how GENERATOR and MUTATOR generate queries. While GENERATOR leverages a widely-used ORM library to generate queries, MUTATOR generates queries by translating mutated query expression trees into queries.

CLUSTERING BUG REPORTS. AMOEBA currently cannot automatically identify the root cause of bug reports. For instance, AMOEBA may report two query pairs stemming from the same performance bugs. We may address this limitation by clustering the bug reports using heuristics. For instance, we could group them based on their control flow paths. However, this would require the instrumentation of each DBMS.

SYNTHETIC DATASET. AMOEBA currently uses a synthetic dataset based on the TPC-H benchmark, which may constrain the types of performance bugs that it can discover. In particular, the synthetic dataset is populated based on certain simplifying assumptions (*e.g.*, uniformity and independence). This does not correspond to real-world datasets with non-uniform distributions and correlations [32]. If a given performance bug only surfaces when one of these data distribution characteristics is met, then AMOEBA cannot discover it. We plan to explore real-world datasets in the future to improve the efficacy of AMOEBA in finding performance bugs.

QUERY OPTIMIZATION VS EXECUTION TIME. Finding the optimal execution plan is an NP-hard problem [28]. So, the DBMS may choose to settle for a sub-optimal plan. Given this tradeoff between optimization and execution time, it is challenging for developers to strike a perfect balance between them. However, the performance bugs that AMOEBA uncovers provide challenging test-cases that encourage developers to carefully examine this tradeoff.

10 Related Work

In this section, we present prior work on testing DBMSs with an emphasis on DBMS performance.

FUZZING DBMSs. Given the large state space of possible SQL queries, fuzzing has been applied to find crash bugs and security vulnerabilities in DBMSs [2–4]. Researchers have improved the efficacy of the fuzzing loop by taking the feedback from the tested DBMS into consideration [17, 50]. While AMOEBA is also a fuzzing tool equipped with a feedback mechanism, it differs from prior work in that it focuses on generating semantically equivalent query pairs that trigger different runtime behaviors.

LOGIC BUGS. To circumvent the oracle availability problem associated with automated testing, researchers have applied *differential* and *metamorphic* testing techniques for discovering logic bugs in DBMSs [21, 34]. RAGS discovers logic bugs by executing the same query on different DBMSs and comparing the results [45]. Waas *et al.* propose a framework for validating the query optimizer by executing alternative execution plans for the input query and comparing their results [46]. These techniques are not tailored for discovering performance bugs.

SQLancer is the state-of-the-art tool for discovering logic bugs in DBMS using metamorphic testing [40–42]. The key idea behind SQLancer is to construct a metamorphic relation that is used to generate a cross-referencing oracle for detecting logic bugs. AMOEBA is similar to SQLancer in that it uses semantics-preserving query mutation rules to establish a metamorphic relation for discovering performance bugs. As discussed in §8.6, while the metamorphic relation proposed in SQLancer is effective in detecting logic bugs in DBMS, it is not suitable for discovering performance bugs. To the best of our knowledge, AMOEBA is the first technique that uses metamorphic testing to discover performance bugs in DBMS.

PERFORMANCE TESTING. Researchers have presented techniques for finding performance bugs by executing the DBMS on a pre-defined workloads and comparing their behavior against performance baselines [29, 39, 48, 49]. These techniques detect performance regressions stemming from DBMS upgrades and configuration changes. AMOEBA differs from these approaches in that it does not require a pre-defined baseline for finding performance bugs. Instead, it leverages the tested DBMS’s runtime behaviors on equivalent queries as a cross-referencing oracle.

OPTIMIZER TESTING. Researchers have proposed techniques for testing the query optimizer’s ability to find the best execution plan [24, 27]. Li *et al.* propose a benchmark for assessing the efficiency of a query optimizer (*i.e.*, optimization time) [33]. Leis *et al.* investigate the impact of the components of the query optimizer on runtime performance [32]. These efforts are geared towards quantifying the quality of an optimizer. Another line of research focuses on developing frameworks for testing the correctness of query transformation rules in the query optimizer [23, 46]. These efforts require an in-depth knowledge about the tested query optimizer. AMOEBA complements these efforts by taking a black-box approach and facilitates more extensive testing of optimizers.

11 Conclusion

In this paper, we presented a novel and effective approach for detecting performance bugs in DBMSs. Our key idea is to construct a semantically equivalent query pair and then compare their runtime performance. If the two queries show a significant difference in their execution time, then the likely root cause is a performance bug in the tested DBMS. We proposed a novel set of structure and predicate mutation rules for constructing query pairs that are likely to uncover performance bugs. We implemented this technique in a tool called AMOEBA. We introduced feedback mechanisms for improving the efficacy and computational efficiency of the tool. We evaluated AMOEBA on two widely-used DBMSs and discovered 20 previously-unknown performance bugs. Our analysis of the query pairs that exhibit performance bugs highlights opportunities for improving future versions of the tested DBMSs

References

- [1] 1992. Database Language SQL. <http://www.contrib.andrew.cmu.edu/~shadow/sql/sql1992.txt>.
- [2] 2015. AFL: American Fuzzy Lop. <http://lcamtuf.coredump.cx/afl/>.
- [3] 2016. OSS-Fuzz: Continuous Fuzzing for Open Source Software. <https://github.com/google/oss-fuzz>.
- [4] 2016. SQLSmith. <https://github.com/anse1/sqlsmith>.
- [5] 2018. TPC-H Benchmark. http://www.tpc.org/tpc_h/tpc_h_documents/current_versions/pdf/tpc-h_v2.18.0.pdf.
- [6] 2020. Apache Calcite. <https://calcite.apache.org/>.
- [7] 2020. CockroachDB. <https://www.cockroachlabs.com/docs/releases/v20.2.0>.
- [8] 2020. PostgreSQL. <https://www.postgresql.org/docs/12/app-postgres.html>.
- [9] 2020. SQLAlchemy. <https://www.sqlalchemy.org/>.
- [10] 2021. CockroachDB Bug Report (51820). <https://github.com/cockroachdb/cockroach/issues/51820>.
- [11] 2021. CockroachDB Bug Report (54169). <https://github.com/cockroachdb/cockroach/issues/54169>.
- [12] 2021. CockroachDB Bug Report (57566). <https://github.com/cockroachdb/cockroach/issues/57566>.
- [13] 2021. CockroachDB Performance Bug Reports. <https://github.com/cockroachdb/cockroach/issues?q=performance>.
- [14] 2021. PostgreSQL Bug Report (16625). <https://www.postgresql-archive.org/BUG-16625-Query-Optimizer-Performance-bug-related-to-removal-of-unnecessary-aggregate-function-tid6154741.html>.
- [15] 2021. PostgreSQL Performance Bug Reports. <https://www.postgresql.org/search/?m=1&q=performance&l=8&d=-1&s=r>.
- [16] 2021. Supplementary submission materials. <https://www.dropbox.com/sh/zstlxhw6gkl2eg1/AAC6RjWNgJB-vFxMG0DJ5N25a?dl=0>.
- [17] Hardik Bati, Leo Giakoumakis, Steve Herbert, and Aleksandras Surna. 2007. A genetic approach for random testing of database systems. In *VLDB*. 1243–1251.
- [18] Nicolas Bruno, Surajit Chaudhuri, and Dilys Thomas. 2006. Generating Queries with Cardinality Constraints for DBMS Testing. In *TKDE*. 1721–1725.
- [19] Bikash Chandra, Bhupesh Chawda, Biplob Kar, KV Maheshwara Reddy, Shetal Shah, and S Sudarshan. 2015. Data generation for testing and grading SQL queries. In *VLDB Journal*. 731–755.
- [20] CL Philip Chen and Chun-Yang Zhang. 2014. Data-intensive applications, challenges, techniques and technologies: A survey on Big Data. In *Information sciences*. 314–347.
- [21] Tsong Y Chen, Shing C Cheung, and Shiu Ming Yiu. 2020. Metamorphic testing: a new approach for generating next test cases. In *arXiv preprint arXiv:2002.12543*.
- [22] Shumo Chu, Chenglong Wang, Konstantin Weitz, and Alvin Cheung. 2017. Cosette: An Automated Prover for SQL. In *CIDR*.
- [23] Hicham G Elmongui, Vivek Narasayya, and Ravishankar Ramamurthy. 2009. A framework for testing query transformation rules. In *SIGMOD*. 257–268.
- [24] Leo Giakoumakis and César A Galindo-Legaria. 2008. Testing SQL Server’s Query Optimizer: Challenges, Techniques and Experiences. In *Data Engineering Bulletin*. 36–43.
- [25] Goetz Graefe. 1993. Query Evaluation Techniques for Large Databases. In *CSUR*. 73–169.
- [26] Goetz Graefe. 1995. The cascades framework for query optimization. In *Data Engineering Bulletin*. 19–29.
- [27] Zhongxian Gu, Mohamed A. Soliman, and Florian M. Waas. 2015. Testing the accuracy of query optimizers. In *DBTest*. 1–6.
- [28] Toshihide Ibaraki and Tiko Kameda. 1984. On the optimal nesting order for computing n-relational joins. In *TODS*. 482–502.

- [29] Jinho Jung, Hong Hu, Joy Arulraj, Taesoo Kim, and Woonhak Kang. 2019. Apollo: Automatic detection and diagnosis of performance regressions in database systems. In *VLDB*. 57–70.
- [30] R Kearns, Stephen Shead, and Alan Fekete. 1997. A teaching system for SQL. In *ACSE*. 224–231.
- [31] D. Lee, S. K. Cha, and A. H. Lee. 2012. A Performance Anomaly Detection and Analysis Framework for DBMS Development. In *TKDE*. 1345–1360.
- [32] Viktor Leis, Andrey Gubichev, Atanas Mirchev, Peter Boncz, Alfons Kemper, and Thomas Neumann. 2015. How good are query optimizers, really?. In *VLDB*. 204–215.
- [33] Zhan Li, Olga Papaemmanouil, and Mitch Cherniack. 2016. OptMark: A Toolkit for Benchmarking Query Optimizers. In *CIKM*. 2155–2160.
- [34] William M McKeeman. 1998. Differential testing for software. In *Digital Technical Journal*. 100–107.
- [35] Rasha Osman and William J. Kottenbelt. 2012. Database System Performance Evaluation Models: A Survey. In *Performance Evaluation*. 471–493.
- [36] Hamid Pirahesh, Joseph M Hellerstein, and Waqar Hasan. 1992. Extensible/rule based query rewrite optimization in Starburst. In *Sigmod Record*. 39–48.
- [37] Jaroslav Pokorný. 2015. Database technologies in the world of big data. In *CompSysTech*. 1–12.
- [38] Raghu Ramakrishnan and Johannes Gehrke. 2003. *Database Management Systems*.
- [39] Kim-Thomas Rehmman, Changyun Seo, Dongwon Hwang, Binh Than Truong, Alexander Boehm, and Dong Hun Lee. 2016. Performance Monitoring in SAP HANA's Continuous Integration Process. In *PER*. 43–52.
- [40] Manuel Rigger and Zhendong Su. 2020. Detecting Optimization Bugs in Database Engines via Non-Optimizing Reference Engine Construction. In *FSE*.
- [41] Manuel Rigger and Zhendong Su. 2020. Finding Bugs in Database Systems via Query Partitioning. In *OOPSLA*.
- [42] Manuel Rigger and Zhendong Su. 2020. Testing Database Engines via Pivoted Query Synthesis. In *OSDI*.
- [43] Shetal Shah, S Sudarshan, Suhas Kajbaje, Sandeep Patidar, Bhanu Pratap Gupta, and Devang Vira. 2011. Generating test data for killing SQL mutants: A constraint-based approach. In *ICDE*. 1175–1186.
- [44] Hitesh Kumar Sharma, Mr SC Nelson, et al. 2017. Explain Plan and SQL Trace the Two Approaches for RDBMS Tuning. In *Database Systems Journal*. 31–39.
- [45] Donald R Slutz. 1998. Massive Stochastic Testing of SQL. In *VLDB*. 618–622.
- [46] Florian Waas and César Galindo-Legaria. 2000. Counting, Enumerating, and Sampling of Execution Plans in a Cost-Based Query Optimizer. In *SIGMOD*. 499–509.
- [47] Gerhard Weikum, Axel Moenkeberg, Christof Hasse, and Peter Zabback. 2002. Self-Tuning Database Technology and Information Services: From Wishful Thinking to Viable Engineering. In *VLDB*. 20–31.
- [48] Khaled Yagoub, Peter Belknap, Benoit Dageville, Karl Dias, Shantanu Joshi, and Hailing Yu. 2008. Oracle's SQL Performance Analyzer.. In *Data Engineering Bulletin*. 51–58.
- [49] Jiaqi Yan, Qiuye Jin, Shrainik Jain, Stratis D Viglas, and Allison Lee. 2018. Snowtrail: Testing with Production Queries on a Cloud Database. In *DBTEST*.
- [50] Rui Zhong, Yongheng Chen, Hong Hu, Hangfan Zhang, Wenke Lee, and Dinghao Wu. 2020. SQUIRREL: Testing Database Management Systems with Language Validity and Coverage Feedback. In *CCS*. 955–970.
- [51] Qi Zhou, Joy Arulraj, Shamkant Navathe, William Harris, and Dong Xu. 2019. Automated verification of query equivalence using satisfiability modulo theories. In *VLDB*. 1276–1288.