

The Simultaneous Assignment Problem

Péter Madarasi*

May 21, 2021

Abstract

This paper introduces the *Simultaneous Assignment Problem*. Here, we are given an assignment problem on some of the subgraphs of a given graph, and we are looking for a heaviest assignment which is feasible when restricted to any of the assignment problems. More precisely, we are given a graph with a weight- and a capacity function on its edges and a set of its subgraphs H_1, \dots, H_k along with a degree upper bound function for each of them. In addition, we are also given a laminar system on the node set with an upper bound on the degree-sum of the nodes in each set in the system. We want to assign each edge a non-negative integer below its capacity such that the total weight is maximized, the degrees in each subgraph are below the degree upper bound associated with the subgraph, and the degree-sum bound is respected in each set of the laminar system.

The problem is shown to be APX-hard in the unweighted case even if the graph is a forest and $k = 2$. This also implies that the Distance matching problem is APX-hard in the weighted case and that the Cyclic distance matching problem is APX-hard in the unweighted case. We identify multiple special cases when the problem can be solved in strongly polynomial time. One of these cases, the so-called locally laminar case, is a common generalization of the Hierarchical b-matching problem and the Laminar matchoid problem, and it implies that both of these problems can be solved efficiently in the weighted, capacitated case — improving upon the most general polynomial-time algorithms for these problems. The problem can be constant approximated when k is a constant, and we show that the approximation factor matches the integrality gap of a strengthened LP-relaxation for small k . We give improved approximation algorithms for special cases, for example, when the degree bounds are uniform or the graph is sparse.

¹Department of Operations Research, Eötvös Loránd University, Budapest, Hungary,
 madarasi@cs.elte.hu

1 Introduction

In the *Simultaneous Assignment Problem*, we are given a graph with a weight function on its edges and a set of its subgraphs along with a degree upper bound function for each of them. We are also given a laminar system on the node set with an upper bound on the degree-sum of the nodes in each set in the system. Furthermore, each edge has a non-negative capacity. We want to assign each edge a non-negative integer below its capacity such that the total weight is maximized, the degrees in each subgraph are below the degree upper bound associated with the subgraph, and the degree-sum bound is respected in each set of the laminar system.

More precisely, given are 1) a loop-less graph $G = (V, E)$, 2) a capacity function $c : E \rightarrow \mathbb{N}$, 3) a set \mathcal{H} of the subgraphs of G along with a function $b_H : V_H \rightarrow \mathbb{N}$ for each subgraph $H = (V_H, E_H) \in \mathcal{H}$ and 4) a laminar system \mathcal{L} on the nodes of G with a function $g : \mathcal{L} \rightarrow \mathbb{N}$. An integral vector $x : E \rightarrow \mathbb{N}$ is a *simultaneous assignment* if i) x is a c -capacitated b_H -matching in H for all $H \in \mathcal{H}$ and ii) $\sum_{v \in L} \sum_{e \in \Delta_G(v)} x_e \leq g(L)$ holds for all $L \in \mathcal{L}$, where $\Delta_G(v)$ denotes the set of edges incident to node v . In the weighted version of the problem, $\sum_{e \in E} w_e x_e$ is to be maximized for a given weight function $w : E \rightarrow \mathbb{N}$. The case $w \equiv 1$ will be referred to as the unweighted problem.

Note that constraint ii) poses an upper bound on the x -degree sum in each $L \in \mathcal{L}$ — this means that the x -values of the edges induced by L count twice while those of the non-induced incident edges once. Constraints ii) will be referred to as the *degree-sum constraints*. When we want to emphasize the presence of constraints ii), the problem will be referred to as *degree-sum-constrained simultaneous assignment problem*. The problem is *uncapacitated* when $c \equiv \infty$. Without loss of generality, we assume that no subgraph in \mathcal{H} contains isolated nodes.

The integer solutions of the following linear program are, by definition, the feasible simultaneous assignments.

$$\begin{aligned}
 & \max \sum_{st \in E} w_{st} x_{st} & (\text{LP1}) \\
 & \text{s.t.} \\
 & \quad x \in \mathbb{R}_+^E & (1a) \\
 & \quad x_e \leq c_e & \forall e \in E \quad (1b) \\
 & \quad \sum_{e \in \Delta_H(v)} x_e \leq b_H(v) & \forall H \in \mathcal{H} \quad \forall v \in V_H \quad (1c) \\
 & \quad \sum_{v \in L} \sum_{e \in \Delta_G(v)} x_e \leq g(L) & \forall L \in \mathcal{L} \quad (1d)
 \end{aligned}$$

Indeed, all feasible solutions are non-negative by (1a) and respect the capacity constraints by (1b). The degree constraints in each subgraph $H \in \mathcal{H}$ and the degree-sum constraint for $L \in \mathcal{L}$ hold if and only if (1c) and (1d) are satisfied, respectively.

Special cases In the special case when $\mathcal{H} = \{G\}$ and $\mathcal{L} = \emptyset$, one gets back the usual weighted capacitated b -matching problem, where $b = b_G$. In fact, one also

obtains the capacitated b -matching problem when $\mathcal{H} = \emptyset$ and $\mathcal{L} = \{\{v\} : v \in V\}$, where $b(v) = g(\{v\})$ for all $v \in V$.

In the special case when $\mathcal{H} = \emptyset$ and $c \equiv \infty$, one gets the so-called weighted *hierarchical matching problem*. This problem was first introduced in [2], where a strongly polynomial time algorithm was given for the unweighted case. Answering an open question from the same paper, our results in Section 3.1.2 imply that the weighted version of the problem can be solved in strongly polynomial time as well. In fact, our approach also solves the weighted, capacitated hierarchical matching problem in strongly polynomial time.

When $\mathcal{L} = \emptyset$ and \mathcal{H} is such that for each node $v \in V$, the subgraphs in \mathcal{H} restricted to the edges incident to v form a laminar hypergraph (see Section 3.1), then we get back the so-called *laminar matchoid problem* [4]. In [5], the laminar matchoid problem was solved in polynomial time when the so-called similarity condition holds, that is, when the components of b and c are polynomial in $|V|$. Our results also imply that the problem can be solved in strongly polynomial time even if the similarity condition does not hold.

In fact, Section 3.1.2 solves the problem in strongly polynomial time when \mathcal{H} is such that for each node $v \in V$, the subgraphs in \mathcal{H} restricted to the edges incident to v form a laminar hypergraph. This can be seen as a common generalization of the hierarchical matching problem and the laminar matchoid problem, in which we want to solve the laminar matchoid problem subject to the degree-sum (or hierarchical) constraints. This approach also settles the weighted, capacitated version of this common generalization.

Applications Imagine k consequent theater plays taking place in the same hall and a set of attendees who want to buy tickets. Given the play and the seat, we know how much a ticket costs. Each customer provides his/her list of possible seats and also selects which of the k plays (possibly more than one) they want to attend. Assign customers to seats such that the total income is maximized and if somebody wanted to attend multiple plays, then he/she must be either refused or seated to the same place for all plays. This scenario can be modeled as a simultaneous assignment problem as follows. Define a bipartite graph $G = (S, T; E)$, such that S corresponds to the customers and T to the seats. Let $st \in E$ if customer s likes seat t , and let $w(st)$ be the income if s is seated to t . Let S_i denote the set of customers who want to attend play i , and let $\mathcal{H} = \{H_1, \dots, H_k\}$, where H_i is the subgraph of G induced by node set $S_i \cup T$. We set $b_{H_i} \equiv 1$ for $i = 1, \dots, k$, let $c \equiv 1$ and $\mathcal{L} = \emptyset$. There is one-to-one correspondence between feasible room assignments and feasible simultaneous assignments.

In an other interpretation, we want to reserve rooms for the participants of a conference spanning k nights. Each participant appoints which of the k nights they want to stay in the hotel, and they also tell which rooms they like. We want to ensure that each participant is accommodated in the exact same room for the nights they will be present. This problem can be modeled similarly to the previous application such that S corresponds to the participants and T to the rooms. It is quite natural to request that each participant is accommodated in the exact same room only for *consequent* nights. To model this slightly less restrictive setting, observe that if a participant s temporarily leaves the hotel for a couple of nights (i.e. she/he needs a room for multiple interval of nights),

then she/he can be replaced with new dummy participants each of whom likes the exact same rooms as s and stays one interval of the nights occupied by s .

The simultaneous assignment problem can be interpreted as an investment problem, where participants may also invest into each other. Let V denote the set of instruments (or participants), and let E denote the possible investments (parallel edges are allowed). Each investment $uv \in E$ has an associated price $w(uv)$ and a bound on the number of such investment $c(uv)$. Each $v \in V$ can pose a bound b_F on $\sum_{e \in F} x_e$ for any subset F of the edges incident to v , which defines the subgraphs in \mathcal{H} — this is where the sense of the investment can be taken into account. In addition, a laminar system \mathcal{L} on the instruments can be also given along with a bound on $\sum_{v \in L} \sum_{e \in \Delta_G(v)} x_e$ for each $L \in \mathcal{L}$, which is the total money flow involving some of the instruments in L . We wish to find an assignment of maximum total weight respecting all above bounds. Note that one may unite some of the subgraphs in \mathcal{H} . For example, if certain investments (edges) carry extreme risk, then many of the investors may pose a degree bound on those very edges, all of which bounds can be posed in a single subgraph in \mathcal{H} consisting of the high-risk investments.

Notation Let $N_G(v)$ denote the set of the neighbors of v . For a subset X of the nodes, $\Delta_G(X)$ denotes the union of the edges incident to the nodes in X . We use $\deg_G(v)$ to denote the degree of node v in G . The maximum of the empty set is $-\infty$ by definition. Given a function $f: A \rightarrow B$, both $f(a)$ and f_a denote the value f assigns to $a \in A$, and let $f(X) = \sum_{a \in X} f(a)$ for $X \subseteq A$. Let χ_Z denote the characteristic vector of set Z , i.e. $\chi_Z(y) = 1$ if $y \in Z$, and 0 otherwise. Occasionally, the braces around sets consisting of a single element are omitted, for example, $\Delta_G(\{v\}) = \Delta_G(v)$ for $v \in V$. The power set of a set X is denoted by 2^X .

2 Hardness results

In this section, multiple special cases of the problem will be shown hard-to-approximate. All presented hardness results hold even for bipartite graphs in the uncapacitated case.

2.1 Two subgraphs

In what follows, we show that the unweighted simultaneous assignment problem is NP-hard to approximate within any factor smaller than $\frac{570}{569}$.

Theorem 1. *The unweighted simultaneous assignment problem is NP-hard to approximate within any factor smaller than $\frac{570}{569}$ even if $|\mathcal{H}| = 2$ and the connected components of G are claws.*

Proof. Given are three finite disjoint sets X, Y, Z and a set of hyperedges $\mathcal{E} \subseteq X \times Y \times Z$, a subset of the hyperedges $F \subseteq \mathcal{E}$ is called 3-dimensional matching if $x_1 \neq x_2, y_1 \neq y_2$ and $z_1 \neq z_2$ for any two distinct triples $(x_1, y_1, z_1), (x_2, y_2, z_2) \in F$. Finding a maximum-size 3-dimensional matching $F \subseteq \mathcal{E}$ is APX-hard. In fact, the problem remains APX-hard even for "2-regular" instances, that is, when each element of $X \cup Y \cup Z$ occurs in exactly two triples in \mathcal{E} [1]. To reduce

the 3-dimensional matching problem to the above problem in an approximation-ratio-preserving way, consider the following construction.

Let e_1^z, e_2^z denote the two hyperedges incident to z for all $z \in Z$. As each element occurs in exactly two triples, $|X| = |Y| = |Z|$ holds. First define a bipartite graph $G = (S, T; E)$, where $S = X \cup \mathcal{E} \cup Y$, $T = \mathcal{E}$ and E is as follows. For each $s \in S \cap (X \cup Y)$, add an edge between s and the two hyperedges $e \in T$ incident to s ; and connect the two occurrences $e \in S \cap \mathcal{E}$ and $e \in T \cap \mathcal{E}$ of each hyperedge $e \in \mathcal{E}$. Let H_1 and H_2 consist of the edges incident to $S \setminus Y$ and $S \setminus X$, respectively. We set $b_{H_1}(s) = b_{H_2}(s) = 1$ for each $s \in S$. Let $L_z^T = \{e_1^z, e_2^z\} \subseteq T$ and $\mathcal{L} = \{L_z^T : z \in Z\}$ and set $g \equiv 3$.

Figure 1a and 1b show an instance of the 3-dimensional matching problem and the corresponding construction, respectively. Each hyperedge is represented by a unique line style, e.g. the dotted lines represent hyperedge $e = (x_1, y_1, z_1)$ on Figure 1a, and the dotted lines correspond to the same hyperedge e on Figure 1b. Note that the edges represented by a straight line on Figure 1b do not represent hyperedges, but the edges between hyperedges.

Suppose that for some $\alpha \geq 1$, there exists a polynomial time α -approximation algorithm for the unweighted simultaneous assignment problem and let M be an α -approximate solution. From M , we construct a feasible solution to the 3-dimensional matching problem and investigate its approximation ratio. For each node $e_i^z \in T \cap \mathcal{E}$, if there exist two edges $xe_i^z, ye_i^z \in M$ incident to $e_i^z \in T \cap \mathcal{E}$, then add (x, y, z) to F . Note that F is a feasible 3-dimensional matching because every element of $X \cup Y$ appears in at most one of the selected tuples (since $b_{H_1}(s) = b_{H_2}(s) = 1$ for all $s \in S$) and the degree of at most one of $e_1^z \in T \cap \mathcal{E}$ and $e_2^z \in T \cap \mathcal{E}$ can be two (since $\{e_1^z, e_2^z\} \in \mathcal{L}$ and $g \equiv 3$).

In what follows, the approximation ratio $|F^*|/|F|$ will be investigated, where F^* denotes a largest 3-dimensional matching. Observe that $|F^*| \geq |\mathcal{E}|/4 = |Z|/2$, because any maximal 3-dimensional matching consists of at least $|\mathcal{E}|/4$ hyperedges. Let M^* be an optimal simultaneous assignment problem. Note that $|M^*| \leq 3|Z|$, since the number of edges of M that are incident to L_z^T is at most 3 for $z \in Z$. Hence, we get that

$$|M^*| \leq 3|Z| \leq 6|F^*|. \quad (2)$$

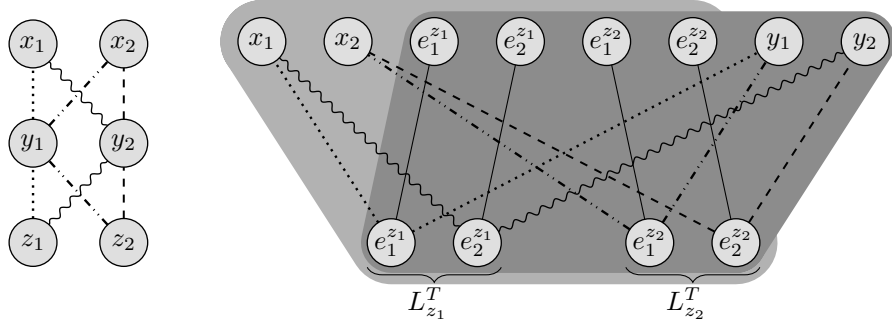
By the construction, it is clear that $|M^*| = |\mathcal{E}| + |F^*|$ and $|M| = |\mathcal{E}| + |F^*|$ hold, therefore

$$|M^*| - |M| = |F^*| - |F| \quad (3)$$

follows. These observations yield to

$$\begin{aligned} \frac{|F|}{|F^*|} &= \frac{|F^*| - (|M^*| - |M|)}{|F^*|} = 1 - \frac{|M^*| - |M|}{|F^*|} \geq 1 - 6 \frac{|M^*| - |M|}{|M^*|} \\ &= 1 - 6(1 - \frac{|M|}{|M^*|}) = 1 - 6(1 - \frac{1}{\alpha}) = \frac{6}{\alpha} - 5, \end{aligned} \quad (4)$$

where the first equality holds by (3) and the inequality follows by (2). Hence one gets that $\frac{|F^*|}{|F|} \leq \frac{1}{6/\alpha - 5}$, provided that $|F| \neq 0$ and $\alpha < 6/5$. To complete the proof, note that the right hand side, $\frac{1}{6/\alpha - 5}$, tends to 1 as $\alpha \searrow 1$, hence $\frac{|F^*|}{|F|}$ tends to 1 as well. This means that if one has an α -approximate algorithm for the unweighted simultaneous assignment problem for some $\alpha < 6/5$, then



(a) An instance of the 3-dimensional matching problem. (b) The corresponding simultaneous assignment problem instance, where the light and dark gray highlights are the two subgraphs in \mathcal{H} .

Figure 1: Illustration of the proof of Theorem 1.

it is possible to construct a $(\frac{1}{6/\alpha-5})$ -approximate solution to the 3-dimensional matching problem in polynomial time. The latter problem is NP-hard to β -approximate for any $\beta < \frac{95}{94}$ even if each element of $X \cup Y \cup Z$ occurs in exactly two triples in \mathcal{E} , see [1], which implies that the unweighted simultaneous assignment problem is hard to α -approximate whenever $(\frac{1}{6/\alpha-5}) < \frac{95}{94}$. Rearranging this inequality, one gets that the unweighted simultaneous assignment problem is NP-hard to α -approximate if $\alpha < \frac{570}{569}$.

To complete the proof of the theorem, we modify the construction of the simultaneous assignment problem instance so that G becomes the disjoint union of claws. In the above construction, the degree of each node of $s \in S \cap (X \cup Y)$ is exactly two and the degree-bound constraint posed in the two subgraphs H_1 and H_2 is $b_{H_1}(s) = b_{H_2}(s) = 1$. For every such node $s \in S \cap (X \cup Y)$, add a disjoint copy of s to S and move one of the edges of s to this new node. Let L_s^S consist of s and its newly added copy, and add L_s^S to \mathcal{L} . By setting $g(L_s^S) = 1$ for $s \in S \cap (X \cup Y)$, one can ensure that any feasible simultaneous assignment problem contains at most one edge which is incident to L_s^S . Figure 2 illustrates the construction when applied to the instance shown on Figure 1. This way, one gets a one-to-one correspondence between the feasible solution to the original and the modified problem (with matching cardinalities). To complete the proof of the theorem, observe that the modified G is the node disjoint union of claws. \square

Let $G' = G$, $\mathcal{L}' = \mathcal{L}$, $g' = g$, and let \mathcal{H}' consist of all subgraphs which we obtain as the intersection of a claw of G and either H_1 or H_2 . If we set $b'_{H'} \equiv 1$ for all $H' \in \mathcal{H}'$, then we get an equivalent problem in which every subgraph in \mathcal{H}' consists of only two edges. Hence, Theorem 1 implies the following.

Corollary 2. *The unweighted simultaneous assignment problem is NP-hard to approximate within any factor smaller than $\frac{570}{569}$ even if all subgraph in \mathcal{H} consists of at most two edges, the size of all sets in \mathcal{L} is at most two and the connected components of G are claws.*

The proof of Theorem 1 heavily relies on the cardinality constraints. In what follows, we assume that $\mathcal{L} = \emptyset$ and show that the simultaneous assignment problem remains hard-to-approximate.

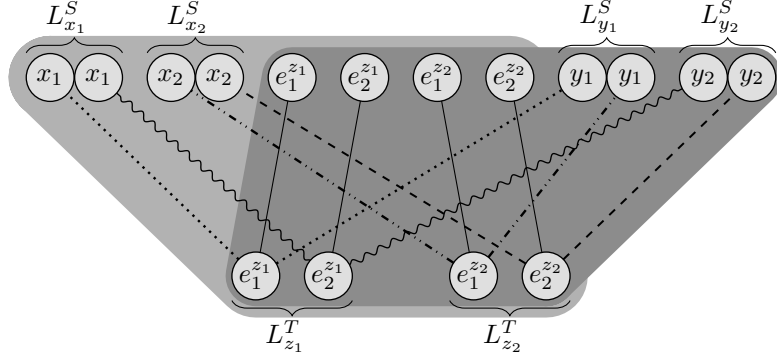


Figure 2: Illustration of the splitting operation used in the proof of Theorem 1 to the instance given by Figure 1.

Theorem 3. *The weighted simultaneous assignment problem is NP-hard to approximate within any factor smaller than $\frac{760}{759}$, even if $|\mathcal{H}| = 2$, $\mathcal{L} = \emptyset$, each occurring weight is either 1 or 2 and G is bipartite with maximum degree at most four.*

Proof. Similarly to the proof of Theorem 1, let X, Y, Z and $\mathcal{E} \subseteq X \times Y \times Z$ be an instance of the 2-regular 3-dimensional matching problem. It suffices to reduce the 3-dimensional matching problem to the simultaneous assignment problem in an approximation-ratio-preserving way.

First define a bipartite graph $G = (S, T; E)$, where $S = X \cup \mathcal{E} \cup Y$, $T = \mathcal{E}$ and E is defined as follows. For each $s \in S \cap (X \cup Y)$, add an edge of weight 1 between s and both hyperedges $e \in T$ incident to s ; and connect each $e_j^z \in S \cap \mathcal{E}$ to hyperedges $e_1^z, e_2^z \in T$ with an edge of weight 2 for each $z \in Z$. Finally, also add an edge of weight 1 between $e_1^z \in S \cap \mathcal{E}$ and $e_1^z \in T \cap \mathcal{E}$ for each $z \in Z$. Let $S_1 = S \setminus Y$ and $S_2 = S \setminus X$. Figure 3 shows the construction for the 3-dimensional matching instance given by Figure 1a. Each hyperedge is represented by a unique line style, e.g. the dotted lines represent hyperedge $e = (x_1, y_1, z_1)$ on Figure 1a, and the dotted lines correspond to the same hyperedge e on Figure 3. Note that the edges represented by a straight line on Figure 3 do not represent hyperedges, but the edges between hyperedges.

Suppose that for some $\alpha \geq 1$, there exists a polynomial time α -approximation algorithm for the maximum weight double matching problem and let M be an α -approximate solution. For any $z \in Z$, consider the following three transformations. 1) If both $e_1^z \in T$ and $e_2^z \in T$ have degree two in M , then replace the edges incident to $e_2^z \in T$ with edge $e_2^z e_2^z$. 2) If exactly one of $e_1^z, e_2^z \in T$ has degree two in M , then connect the other one to $e_2^z \in S$ and remove all of its incident edges. 3) If none of $e_1^z, e_2^z \in T$ has degree two in M , then add edges $e_1^z e_1^z$ and $e_2^z e_2^z \in T$ and remove any other incident edges. After these operations, M remains feasible and its weight does not decrease, hence it remains α -approximate. Let us construct a 3-dimensional matching F from M as follows. For each node $e_i^z \in T \cap \mathcal{E}$, if two edges $xe_i^z, ye_i^z \in M$ are incident to e_i^z in M , then add (x, y, z) to F . Note that F is a feasible 3-dimensional matching, as at most one of s_1^z, s_2^z has degree two in M after the transformations.

In what follows, the approximation ratio $|F^*|/|F|$ will be investigated, where

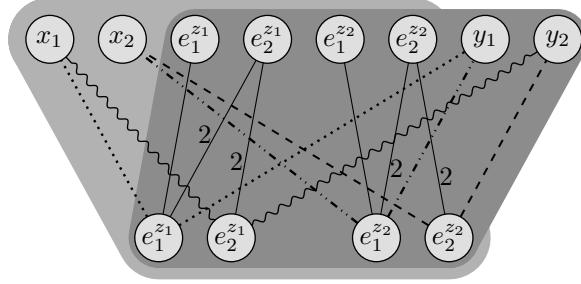


Figure 3: Illustration of the proof of Theorem 3. The unlabeled edges are of weight 1.

F^* denotes a largest 3-dimensional matching. Observe that $|F^*| \geq |\mathcal{E}|/4$, because any maximal 3-dimensional matching consists of at least $|\mathcal{E}|/4$ hyperedges. Let M^* be an optimal double matching and perform the above transformations on M^* . Note that $w(M^*) \leq 2|\mathcal{E}|$, since the sum of the weight of those edges of M that are incident to a node $t \in T$ is at most two. Hence, we get that

$$w(M^*) \leq 2|\mathcal{E}| \leq 8|F^*|. \quad (5)$$

By transformations 1), 2) and 3), both $w(M^*) = 2|\mathcal{E}| - |Z| + |F^*| = 3|Z| + |F^*|$ and $w(M) = 2|\mathcal{E}| - |Z| + |F| = 3|Z| + |F|$ hold, therefore

$$w(M^*) - w(M) = |F^*| - |F| \quad (6)$$

follows. Similarly to (4), this implies that $\frac{|F^*|}{|F|} \leq \frac{1}{8/\alpha-7}$ provided that $|F| \neq 0$ and $\alpha < 8/7$. To complete the proof, note that the right hand side, $\frac{1}{8/\alpha-7}$, tends to 1 as $\alpha \searrow 1$, hence $\frac{|F^*|}{|F|}$ tends to 1 as well. In fact, this means that if one has an α -approximate algorithm for the weighted double matching problem for some $\alpha < 8/7$, then it is possible to construct a $(\frac{1}{8/\alpha-7})$ -approximate solution to the 3-dimensional matching problem in polynomial time. The latter problem is NP-hard to β -approximate for any $\beta < \frac{95}{94}$ even if each element of $X \cup Y \cup Z$ occurs in exactly two triples in \mathcal{E} , see [1], which implies that the double matching problem is hard to α -approximate whenever $(\frac{1}{8/\alpha-7}) < \frac{95}{94}$. Reordering this inequality, one gets that the double matching problem is NP-hard to α -approximate if $\alpha < \frac{760}{759}$, which completes the proof. \square

2.2 Consequences to the d -distance matching problem

In this section, we show that these hardness results also imply the inapproximability of the d -distance matching problem [6, 7]. Here we are given a bipartite graph $G = (S, T; E)$ with $S = \{s_1, \dots, s_n\}$, $T = \{t_1, \dots, t_k\}$, a weight function on the edges $w : E \rightarrow \mathbb{R}_+$ and an integer $d \in \mathbb{Z}_+$. The goal is to find a maximum-weight subset $M \subseteq E$ of the edges such that the degree of every node of S is at most one in M and if $s_i t, s_j t \in M$, then $|j - i| \geq d$. In the cyclic d -distance matching problem, the nodes of S are considered to be in cyclic order.

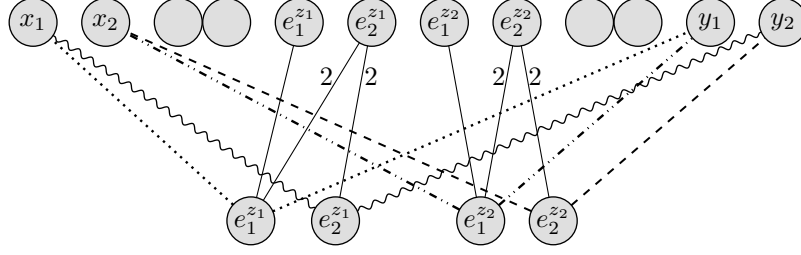


Figure 4: Illustration of the construction in the proof of Theorem 4 for the problem instance presented on Figure 3. There exists a perfect 9-distance matching if and only if the problem given on Figure 3 has a feasible solution of size 9. The unlabeled edges are of weight 1.

Theorem 4. *The weighted d -distance matching problem is NP-hard to approximate within any factor smaller than $\frac{760}{759}$, even if the maximum degree of the graph is at most 4 and each occurring weight is either 1 or 2.*

Proof. Let us given an instance of the simultaneous assignment problem as per the statement of Theorem 3, i.e., let G be bipartite with maximum degree at most four, let $\mathcal{L} = \emptyset$, $\mathcal{H} = \{H_1, H_2\}$, $b_{H_1} \equiv 1$, $b_{H_2} \equiv 1$ and assume that each edge weight is either 1 or 2, where $H_i = \{S_i, T_i; E_i\}$ for $i = 1, 2$. We show an instance of the weighted d -distance matching problem so that there is a one-to-one, weight-preserving mapping between distance matchings and simultaneous assignments. Without loss of generality, one can assume that $H_1 \not\subseteq H_2$ and $H_2 \not\subseteq H_1$. To construct an instance $G' = (S', T'; E')$, $d \in \mathbb{N}$ of the weighted d -distance matching problem, let $G' = G$ along with the weight of the edges and modify G' as follows. Order the nodes of S' such that the nodes of $S_1 \setminus S_2$, $S_1 \cap S_2$ and $S_2 \setminus S_1$ appear in this order (the order of the nodes inside the three sets is arbitrary). Insert $|S_1 \setminus S_2|$ and $|S_2 \setminus S_1|$ new nodes to S' right after the last node of S_1 and right after the last node not covered by S_2 , respectively. Finally, set $d = |S|$. Figure 4 illustrates the construction for the instance shown on Figure 3. The blank nodes are the ones added in the last step.

Observe that there exists a $|S|$ -distance matching in G' if and only if there exists a double matching $M \subseteq E$ with the same weight, which completes the proof. \square

Theorem 5. *The unweighted cyclic distance matching problem is NP-hard to approximate within any factor smaller than $\frac{760}{759}$, even if the maximum degree of the graph is at most 5.*

Proof. Let us given an instance of the simultaneous assignment problem as per the statement of Theorem 3, i.e., let G be bipartite with maximum degree at most four, let $\mathcal{L} = \emptyset$, $\mathcal{H} = \{H_1, H_2\}$, $b_{H_1} \equiv 1$, $b_{H_2} \equiv 1$ and assume that each edge weights are either 1 or 2, where $H_i = \{S_i, T_i; E_i\}$ for $i = 1, 2$.

Let k denote the size of $S_1 \setminus S_2$. Without loss of generality, assume that $k = |S_1 \setminus S_2| = |S_2 \setminus S_1| = |S_1 \cap S_2|/2$. To construct an instance $G' = (S', T'; E')$, $d \in \mathbb{N}$ of the unweighted cyclic d -distance matching problem, let $G' = G$ and modify G' as follows. Drop the weight of the edges and order the nodes of S' s.t. the nodes of $S_1 \setminus S_2$, $S_1 \cap S_2$ and $S_2 \setminus S_1$ appear in this order (the order of the elements inside the three sets is arbitrary). Insert a disjoint copy of all nodes of

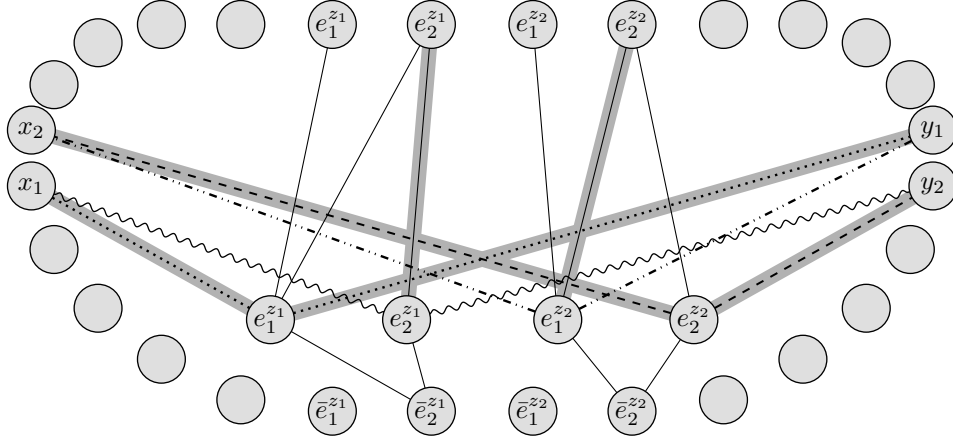


Figure 5: Illustration of the construction in the proof of Theorem 5 for the problem instance presented on Figure 1b. The nodes of S are the outer nodes. They are considered in cyclic order with $d = 5|S_1 \setminus S_2| = 10$. The inner nodes are the nodes of class T .

$S_1 \cap S_2$ after S' . These nodes correspond to the hyperedges of the 3-dimensional matching problem, hence let us denote the copies of e_1^z, e_2^z by \bar{e}_1^z, \bar{e}_2^z for $z \in Z$. Add $2k$ new dummy nodes to S' 1) after S' , 2) after the last node of S_2 , 3) right after the last node of S_1 , and 4) right after the last node not contained in S_2 . Also add edges between $\bar{e}_2^z \in S'$ and $e_i^z \in T$ for all $z \in Z$ and $i = 1, 2$. Finally, let $d = 5k$. Figure 5 illustrates the construction. The blank nodes are the dummy nodes. Note that the maximum degree of G was 4, hence that of G' is at most 5.

Let M be a simultaneous assignment in G . We construct a cyclic d -distance matching of G' in polynomial time, whose size is the same as the weight of M . Observe that $M' := M$ is a feasible cyclic d -distance matching in G' . For $z \in Z$, if M contains some edge $e_2^z e_i^z \in S \times T$ with weight 2, then add edge $\bar{e}_2^z e_i^z \in S' \times T'$ to M' . This way, M' remains feasible cyclic d -distance matching and the size of M' is the same as the weight of M . Similarly, given a cyclic distance matching M' in G' , one can easily construct a feasible double matching M in polynomial time whose weight is (at least) the size of M' .

Hence if there exists an α -approximation algorithm for the unweighted cyclic distance matching problem, then there is one for the double matching problem, which, combined with Theorem 3, completes the proof. \square

3 Tractable cases

3.1 Locally laminar subgraphs

A hypergraph (U, \mathcal{F}) is *laminar* if, for any two hyperedges $X, X' \in \mathcal{F}$, either $X \subseteq X'$, $X' \subseteq X$ or $X \cap X' = \emptyset$ holds. A set \mathcal{H} of the subgraphs of G is *laminar* if the edge sets of the subgraphs in \mathcal{H} form a laminar hypergraph. We say that \mathcal{H} is *locally laminar* if, for each node $v \in V$, the subgraphs in \mathcal{H} restricted to $\Delta_G(v)$ form a laminar hypergraph, that is, $\mathcal{F}_v = \{\Delta_H(v) : H \in \mathcal{H}\}$

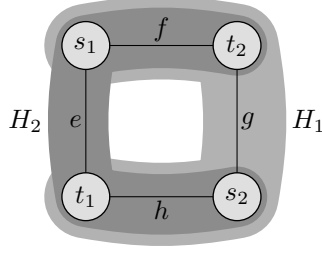


Figure 6: A locally laminar setting which is not laminar. Here H_1 and H_2 are the light and dark subgraphs, respectively.

is laminar for all $v \in V$.

By definition, if \mathcal{H} is laminar, then it is locally laminar. The reverse direction, however, does not necessarily hold. Figure 6 gives a locally laminar example with $\mathcal{H} = \{H_1, H_2\}$, where H_1 and H_2 are the two highlighted subgraphs, respectively. In this case, \mathcal{H} is locally laminar, but it is not laminar.

It is well-known that, for any laminar system \mathcal{F} on ground set U , there exists an r -arborescence $F = (W, E_F)$ and a map $\varphi : U \rightarrow W$ so that the sets in \mathcal{F} and the edges of F are in a one-to-one correspondence as follows. For every edge $e \in E_F$, the corresponding set in \mathcal{F} is exactly $\varphi^{-1}(W_e)$, where W_e denotes the nodes of the component of $F \setminus \{e\}$ that is entered by e . For a detailed proof, see [3, Page 36]. This means that for any element $u \in U$ of the ground set, the edges of the path from r to $\varphi(u)$ represent exactly those sets in \mathcal{F} that contain u . We say that a pair (F, φ) as defined above is the in-arborescence representation of \mathcal{F} , and that (F', φ) is the out-arborescence representation of \mathcal{F} , where F' is the reverse of F .

In the rest of this section, \mathcal{H} is assumed to be locally laminar. A polynomial-time algorithm will be given to find a maximum-weight simultaneous assignment, in addition, the description of the polytope of feasible simultaneous assignment will be derived. First, consider the case when G is bipartite.

3.1.1 Bipartite graphs with special degree-sum constraints

Let $G = (S, T; E)$ be a bipartite graph, and let $V = S \cup T$. In this section, we assume that no set in $\mathcal{L} \subseteq 2^V$ intersects both S and T .

Theorem 6. *Suppose that G is bipartite, \mathcal{H} is locally laminar and that each set in \mathcal{L} is contained either in S or T . Then, the simultaneous assignment polytope is described by (LP1).*

Proof. By definition, feasible degree-sum-constrained simultaneous assignments satisfy (1a) and (1c) and the feasible integral solution of LP1 correspond to feasible degree-sum-constrained simultaneous assignments, hence one has to show that the corners of this polytope are integral. To this end, it suffices to prove that the matrix of (LP1) is a network matrix, since this implies that the polytope is integral if the right-hand side is integral [3]. One can omit the non-negativity and the capacity constraints, as any network matrix extended with identity matrices remains network matrix. In what follows, we construct a directed tree $F = (V_D, E_F)$ and a digraph $D = (V_D, E_D)$ for which the corresponding network

matrix is the matrix of (LP1). By locally laminarity, $\mathcal{F}_v = \{\Delta_H(v) : H \in \mathcal{H}\}$ is laminar for all $v \in V$, hence \mathcal{F}_v can be represented by an arborescence. For $s \in S$, let (F_s, φ_s) denote the in-arborescence representation of \mathcal{F}_s , and for $t \in T$, let (F_t, φ_t) denote the out-arborescence representation of \mathcal{F}_t . Initially, let F consist of the nodes of G (without edges). Let us add a new node z to F , and add a new arc 1) from each node $s \in S$ to z and 2) from z to each node $t \in T$. Next, for each node $s \in S$, add a (disjoint) copy of F_s to F and unify s and the root of F_s . Similarly, for each node $t \in T$, add a (disjoint) copy of F_t to F and unify t and the root of F_t . This way, one gets a directed tree $F = (V_D, E_F)$. We define $D = (V_D, E_D)$ on the node set of F as follows. For each edge $st \in E$, add an arc from $\varphi_t(st) \in V_D$ to $\varphi_s(st) \in V_D$, where φ_v is the map corresponding to the representation of \mathcal{F}_v ($v \in V$). Figure 7 shows the construction for the instance given by Figure 6.

Here, the arcs of F correspond to constraints (1c), whereas the arcs of D correspond to the variables of (LP1). By the definition of network-matrices, F and D define those rows of the matrix of (LP1) which represent (1c). In what follows, we further extend F so that the rows representing constraints (1d) are generated too.

Each set of \mathcal{L} is assumed to be contained either in S or T , which means that \mathcal{L} is in fact the disjoint union of two laminar systems \mathcal{L}_S and \mathcal{L}_T for which $\mathcal{L}_S \subseteq 2^S$ and $\mathcal{L}_T \subseteq 2^T$. Without loss of generality, one can assume that the singletons $\{s\}$ and $\{t\}$ are in \mathcal{L}_S and \mathcal{L}_T , respectively, for all $s \in S$ and $t \in T$. Let (F_S, φ_S) denote the in-arborescence representation of \mathcal{L}_S and let (F_T, φ_T) denote the out-arborescence representation of \mathcal{L}_T . We modify F as follows. First, remove all edges between z and S , and add a disjoint copy of F_S to F . As every node in S is contained in \mathcal{L}_S as a singleton, φ_S gives a one-to-one mapping between S and the leaves of F_S . For each node s , let us unify node s and the leaf given by $\varphi_S(s)$. Second, remove all edges between z and T , and add a disjoint copy of F_T to F . Similarly to the first step, let us unify node t and the leaf given by $\varphi_T(t)$. Finally, unify z and the roots of F_S and F_T .

By the construction, D and the modified F define the matrix of (LP1), meaning that it is a network matrix, which completes the proof the theorem. \square

Note that Theorem 6 does not hold for arbitrary laminar \mathcal{L} . Figure 8 shows an instance of the simultaneous assignment problem, where \mathcal{L} consists of a sole set intersecting both S and T . In this case, (LP1) is not integral, since $x \equiv 1/2$ is the optimal solution with objective value $3/2$. For arbitrary laminar \mathcal{L} and non-bipartite graph, the description of the polytope of degree-sum-constrained simultaneous assignments will be derived in Section 3.1.2.

By the proof of Theorem 6, the matrix of (LP1) is a network matrix if $G = (S, T; E)$ is bipartite and \mathcal{L} is a laminar subset of $2^S \cup 2^T$. This implies that the problem can be reduced to the weighted circulation problem [3, Page 158], and hence it can be solved in strongly polynomial time [9]. In Section ??, we will use Theorem 6 to derive a simultaneous degree-bounded orientation theorem.

3.1.2 Non-bipartite graphs

Throughout this section, assume that \mathcal{H} is locally laminar. In what follows, a polynomial-time algorithm will be given to find a maximum-weight capacitated

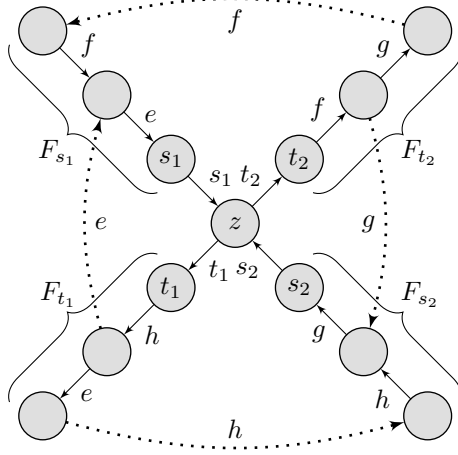


Figure 7: Illustration of the proof of Theorem 6. Nodes s_1, t_2, s_2, t_1 correspond both to the nodes of the graph shown on Figure 6 and to the roots of arborescences $F_{s_1}, F_{t_2}, F_{s_2}$ and F_{t_1} , respectively.

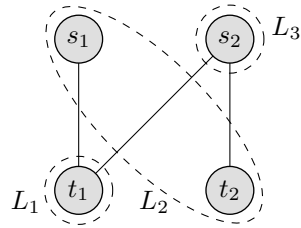


Figure 8: If some $L \in \mathcal{L}$ intersects both S and T , then (LP1) is not necessarily integral. Here $\mathcal{L} = \{\{t_1\}, \{s_1, t_2\}, \{s_2\}\}$, $\mathcal{H} = \emptyset$, $g \equiv 1$ and $c \equiv \infty$. Observe that the optimal fractional solution is $x \equiv 1/2$, which shows that (LP1) is not integral.

degree-sum-constrained simultaneous assignment problem. The description of the polytope of feasible simultaneous assignments will be derived as well. As we have already seen at the end of Section 3.1.1, (LP1) does not describe the convex hull of degree-sum-constrained simultaneous assignments in general. Note that this remains the case even if one leaves out either constraints (1c) or (1d), because the problem still contains the non-bipartite matching problem in both cases.

Definition 7. An integer matrix $M \in \mathbb{Z}^{m \times n}$ is *bidirected* if $\sum_{i=1}^m |M_{ij}| = 2$ for all $j = 1, \dots, n$.

For a matrix $M \in \mathbb{Z}^{m \times n}$ and vectors $a, b \in \mathbb{Z}^m$ and $c, d \in \mathbb{Z}^n$, we consider the integer solutions of

$$\{x \in \mathbb{Z}^n : d \leq x \leq c, a \leq Mx \leq b\}. \quad (7)$$

Theorem 8. For a bidirected matrix $M \in \mathbb{Z}^{m \times n}$ and for arbitrary vectors $a, b \in \mathbb{Z}^m$ and $c, d \in \mathbb{Z}^n$, the convex hull of the integer solutions of (7) is described by the following system.

(LP2)

$$x \in \mathbb{R}^n \quad (8a)$$

$$d \leq x \leq c \quad (8b)$$

$$a \leq Mx \leq b \quad (8c)$$

$$\frac{1}{2}((\chi_U - \chi_W)M + \chi_F - \chi_H)x \leq \lfloor \frac{1}{2}(b(U) - a(W) + c(F) - d(H)) \rfloor$$

$$\text{for all disjoint } U, W \subseteq [m] \text{ and for all partition } F, H \text{ of } \delta(U \cup W) \text{ with } b(U) - a(W) + c(F) - d(H) \text{ odd}, \quad (8d)$$

where $\delta(U \cup W) = \{j \in [n] : \sum_{i \in U \cup W} |M_{ij}| = 1\}$.

Theorem 9. For a bidirected matrix $M \in \mathbb{Z}^{m \times n}$, and arbitrary vectors $a, b \in \mathbb{Z}^m$, $c, d \in \mathbb{Z}^n$ and $w \in \mathbb{Q}^n$, an integer vector x maximizing wx over (7) can be found in strongly polynomial time.

In what follows, we show that Theorem 8 and 9 also hold in the slightly more general case when $M \in \mathbb{Z}^{m \times n}$ is such that $\sum_{i=1}^m |M_{ij}| \leq 2$ for all $j \in [n]$.

Corollary 10. Let $M \in \mathbb{Z}^{m \times n}$ be a matrix such that $\sum_{i=1}^m |M_{ij}| \leq 2$, and let $a, b \in \mathbb{Z}^m$, $c, d \in \mathbb{Z}^n$. Then, the convex hull of the integer solutions of (7) is described by (LP2).

Proof. Without loss of generality, one can assume that there are no full-zero columns. The proof is by induction on the number of columns j for which $\sum_{i=1}^m |M_{ij}| = 1$. If there are no such columns, then the statement follows by Theorem 8. Let j be the index of a column for which $\sum_{i=1}^m |M_{ij}| = 1$. Now, we can simply add constraint $d_j \leq x_j \leq c_j$ explicitly to the system — which is clearly redundant as it already appears in $d \leq x \leq c$. This means that M is extended with an $(m+1)^{\text{th}}$ row $q = \chi_i \in \{0, 1\}^n$, and hence by induction, (LP2) describes the convex hull of the extended problem. For the extended model, any constraints in (8d) with $U, W \subseteq [m+1]$ for which $m+1 \in U \cup W$ is also implied by those generated before q has been added to M . This completes the proof of the statement. \square

Corollary 11. *Let $M \in \mathbb{Z}^{m \times n}$ be a matrix such that $\sum_{i=1}^m |M_{ij}| \leq 2$, $d, c \in \mathbb{Z}^n$, $a, b \in \mathbb{Z}^m$ and $w \in \mathbb{Q}^n$. Then, an integer vector x maximizing wx over (7) can be found in strongly polynomial time.*

Proof. Similarly to the proof of Corollary 10, one can achieve that $\sum_{i=1}^m |M_{ij}| = 2$ for all j , and hence Theorem 9 can be applied. \square

In what follows, we show that the simultaneous assignment problem can be formulated in such a way that it fits the framework given by (7). This means that Corollary 10 and 11 are applicable. First, consider the following notation. For a laminar system \mathcal{F} , let $\mathcal{C}(\mathcal{F})$ denote the (inclusion-wise) maximal sets of \mathcal{F} . The maximal sets of \mathcal{F} inside a set $X \in \mathcal{F}$ will be denoted by $\mathcal{C}(\mathcal{F}, X)$.

Recall that the local laminarity of \mathcal{H} means that $\mathcal{F}_u = \{\Delta_H(u) : H \in \mathcal{H}\}$ is laminar.

For a degree-sum-constrained simultaneous assignment x , let $y_F^v = \sum_{e \in F} x_e$ for $v \in V$ and $F \in \mathcal{F}_v$. Furthermore, let $z_L = \sum_{v \in L} \sum_{e \in \Delta_G(v)} x_e$ for $L \in \mathcal{L}$. By definition,

$$y_F^v = \sum_{e \in F \setminus \bigcup \mathcal{C}(\mathcal{F}_v, F)} x_e + \sum_{F' \in \mathcal{C}(\mathcal{F}_v, F)} y_{F'}^v \quad (9)$$

holds for all $v \in V$ and $F \in \mathcal{F}_v$. Without loss of generality, assume that $\{v\} \in \mathcal{L}$ for all $v \in V$ (if this is not the case for some $v \in V$, then one can add $\{v\}$ to \mathcal{L} and set $g(\{v\}) = \infty$). Then,

$$z_{\{v\}} = \sum_{e \in \Delta_G(v) \setminus \bigcup \mathcal{C}(\mathcal{F}_v)} x_e + \sum_{F \in \mathcal{C}(\mathcal{F}_v)} y_F^v \quad (10)$$

holds for all $v \in V$ as well. Similarly to (9),

$$z_L = \sum_{v \in L \setminus \bigcup \mathcal{C}(\mathcal{L}, L)} z_{\{v\}} + \sum_{L' \in \mathcal{C}(\mathcal{L}, L)} z_{L'} \quad (11)$$

holds for all $L \in \mathcal{L}$. In what follows, vectors x, y, z will be considered as variables. Substituting equations (9), (10) and (11) into (LP1), one obtains the

following linear program.

$$\begin{aligned}
& \max \sum_{st \in E} w_{st} x_{st} & (\text{LP3}) \\
& \text{s.t.} \\
& x \in \mathbb{R}_+^E & (12a) \\
& y^v \in \mathbb{R}_+^{\mathcal{F}_v} & \forall v \in V \quad (12b) \\
& z \in \mathbb{R}_+^{\mathcal{L}} & (12c) \\
& x \leq c & (12d) \\
& y_{\Delta_H(v)}^v \leq b_H(v) & \forall H \in \mathcal{H}, v \in V_H \quad (12e) \\
& z \leq g & (12f) \\
& \sum_{e \in F \setminus \bigcup \mathcal{C}(\mathcal{F}_v, F)} x_e + \sum_{F' \in \mathcal{C}(\mathcal{F}_v, F)} y_{F'}^v - y_F^v = 0 & \forall v \in V, \forall F \in \mathcal{F}_v \quad (12g) \\
& \sum_{e \in \Delta_G(v) \setminus \bigcup \mathcal{C}(\mathcal{F}_v)} x_e + \sum_{F \in \mathcal{C}(\mathcal{F}_v)} y_F^v - z_{\{v\}} = 0 & \forall v \in V \quad (12h) \\
& \sum_{v \in L \setminus \bigcup \mathcal{C}(\mathcal{L})} z_{\{v\}} + \sum_{L' \in \mathcal{C}(\mathcal{L})} z_{L'} - z_L = 0 & \forall L \in \mathcal{L} \setminus \{\{v\} : v \in V\} \quad (12i)
\end{aligned}$$

Note that each variable appears at most twice in constraints (12g) (12h) and (12i) with coefficient 1 or -1, hence the matrix M given by these three sets of constraints is such that $\sum_{i=1}^m |M_{ij}| \leq 2$. Therefore, Corollary 11 immediately implies the following.

Theorem 12. *If \mathcal{H} is locally laminar, then the simultaneous assignment problem can be solved in strongly polynomial time.*

As it has been already mentioned in Section 1, the hierarchical matching problem [2] is exactly the simultaneous assignment problem with $\mathcal{H} = \emptyset$. Since in this case \mathcal{H} is locally laminar, Theorem 12 can be applied.

Corollary 13. *The weighted, capacitated hierarchical matching problem can be solved in strongly polynomial time.*

Note that Theorem 8 gives a description of the convex hull of the integral points of (LP3). Substituting variables y and z , this in turns implies a description of the convex hull of the integer points of (LP1) when \mathcal{H} is locally laminar. The set of these constraints will be referred to as *projected blossom inequalities* and they will be denoted by \mathcal{B} .

Theorem 14. *If \mathcal{H} is locally laminar, then (LP1) extended with the projected blossom inequalities describes the convex hull of simultaneous assignments.*

The projected blossom inequalities can also be used to strengthen (LP1) even if \mathcal{H} is not laminar. Namely, one can add the projected blossom inequalities to (LP1) for all $F \subseteq E$. Formally, let

$$\begin{aligned}
& \max \sum_{st \in E} w_{st} x_{st} & (LP1^*) \\
& \text{s.t.} \\
& (1a) \quad (1b) \quad (1c) \quad (1d) \\
& \mathcal{B}(F) & \text{for all laminar } F \subseteq E, \quad (13a)
\end{aligned}$$

where $\mathcal{B}(F)$ denotes the set of projected blossom inequalities for $F \subseteq E$. By Theorem 14, $(LP1^*)$ becomes integral when the problem is restricted to a locally-laminar edge set. The integrality gap of this strengthened linear program will be investigated in Section 4.

3.2 Trees

By Section 2, the simultaneous assignment problem is hard even if G consists of disjoint star graphs. In this section, we assume that G is a tree, $\mathcal{L} = \emptyset$ and we will also pose certain assumptions on \mathcal{H} , under which the problem becomes tractable.

The second application described in Section 1 motivates the following definition.

Definition 15. We say that $\mathcal{H} = \{H_1, \dots, H_k\}$ has the local-interval property if, for each node $v \in V$, there exists a permutation H_{i_1}, \dots, H_{i_k} under which each edge in Δ_v is included in a (possibly empty) interval H_{i_p}, \dots, H_{i_q} .

The following theorem will be useful to derive improved approximation algorithms for sparse graphs, see Section 4.3.

Theorem 16. Let $G = (V, E)$ be a tree, let $\mathcal{L} = \emptyset$ and assume that \mathcal{H} has the local-interval property. Then, the simultaneous assignment polytope is described by (LP1) and the problem can be solved in strongly polynomial time.

Proof. It suffices to show that the matrix of (LP1) is a network matrix. First, we introduce the following notations. For each $v \in V$, let $H_{i_1^v}, \dots, H_{i_k^v}$ be a permutation under which each edge $e \in \Delta(v)$ is contained in an interval — such permutation exists by the local-interval property. Let $p_v^e = \arg \min\{j : e \in H_{i_j^v}\}$ and $q_v^e = \arg \max\{j : e \in H_{i_j^v}\}$ for $v \in V$ and $e \in \Delta(v)$.

The construction of the directed tree T corresponding to the network matrix is as follows. For each $v \in V$, add $k+1$ new nodes z_0^v, \dots, z_k^v to T . Also add a new arc from z_{j-1}^v to z_j^v for each $j = 1, \dots, k$, which is associated with $H_{i_j^v}$ — and with the corresponding row of the network matrix. Let $r \in V$ be arbitrary and appoint it as the root node of G . For each edge $e = uv \in E$ of G such that u is the parent node of v with respect to root r , unify $z_{p_u^e}^u$ and $z_{q_v^e}^v$ in T . This way, T becomes a directed tree.

Now, we are ready to describe the non-tree arcs defining the network matrix. For each edge $e = uv \in E$ of G such that u is the parent node of v with respect to root r , add a new non-tree arc from $z_{q_v^e}^v$ to $z_{p_u^e}^u$. By the construction, the base cycle of this arc contains exactly those arcs of T (as forward arcs)

which are associated with those rows of the matrix of (LP1) in which the entry corresponding to uv is one. \square

Observe that \mathcal{H} has the local-interval property if its size is two, therefore, one obtains the following by Theorem 16.

Corollary 17. *Let G be a tree, let $\mathcal{L} = \emptyset$ and assume that the size of \mathcal{H} is two. Then, the simultaneous assignment polytope is described by (LP1) and the problem can be solved in strongly polynomial time.*

Later, we will give examples which show that one can not weaken the assumptions in Theorem 16. First, if one drops assumption $\mathcal{L} = \emptyset$, then the example given by Figure 10 shows that (LP1) does not describe the simultaneous assignment polytope — even if G is a tree and \mathcal{H} has the local-interval property. Second, if one drops the assumption that G is a tree, then Figure 11 shows two examples for which (LP1) is not integral — even though G is a tree and \mathcal{H} has the local-interval property as $k = 2$.

4 Approximation algorithms

This section presents approximation algorithms for the simultaneous assignment problem. First, we describe a general framework to derive approximation algorithms. Using this, Section 4.1 gives a constant approximation algorithm when the size of \mathcal{H} is considered to be a constant — with guarantees matching the integrality gap of a strengthened linear program. Section 4.3 applies this framework in the case when G is sparse.

Throughout this section, let $k = |\mathcal{H}|$, $\mathcal{H} = \{H_1, \dots, H_k\}$ and $H_i = (V_i, E_i)$ for all $i \in \{1, \dots, k\}$. Without loss of generality, we assume that $\mathcal{H} \neq \emptyset$.

Definition 18. *Given an instance of the simultaneous assignment problem, we call m not-necessarily-distinct subsets F_1, \dots, F_m of the edges an (m, l) -cover if every edge of G is contained in at least l of F_1, \dots, F_m .*

Theorem 19. *Given a linear program whose integral solutions are exactly the feasible simultaneous assignments, let F_1, \dots, F_m be an (m, l) -cover of $G = (V, E)$ such that the linear program becomes integral when restricted to F_i for all $i = 1, \dots, m$. Then, the integrality gap of the linear program is at most m/l .*

Proof. Let x be an optimal solution to the linear program and let z be an optimal integral solution. Furthermore, let x_i and z_i denote an optimal fractional and integral solution for the problem restricted to F_i for $i = 1, \dots, m$. The following computation shows that the integrality gap is at most m/l .

$$\begin{aligned} lwx &\leq \sum_{i=1}^m \sum_{e \in F_i} w(e)x(e) \leq \sum_{i=1}^m \sum_{e \in F_i} w(e)x_i(e) \\ &\leq m \sum_{e \in F_{i^*}} w(e)x_{i^*}(e) = m \sum_{e \in F_{i^*}} w(e)z_{i^*}(e) \leq mwz, \end{aligned} \quad (14)$$

where $i^* = \arg \max_{i \in \{1, \dots, m\}} \{\sum_{e \in F_i} w(e)x_i(e)\}$. Here the first inequality holds because every edge of G is contained in at least l of F_1, \dots, F_m , the second one follows by the optimality of x_i for F_i , whereas the equality holds because the

linear program is integral when the problem is restricted to F_{i^*} . By (14), one gets that $w_x/w_z \leq m/l$, which completes the proof. \square

Note that the proof of Theorem 19 can be turned into an approximation algorithm if an (m, l) -cover F_1, \dots, F_m is given and the linear program can be solved in strongly polynomial time (in the size of the graph) when the problem is restricted to F_i . In fact, one can avoid linear programming all together and obtain an efficient m/l -approximation algorithm provided that the problem restricted to F_i can be solved efficiently.

Theorem 20. *Let F_1, \dots, F_m be an (m, l) -cover. Then, the heaviest among the optimal solutions to the problems restricted to F_i is m/l -approximate.*

Proof. Let M_i denote an optimal solution to the problem restricted to F_i and let M^* be an optimal simultaneous assignment in G . Then,

$$lw(M^*) \leq \sum_{i=1}^m \sum_{e \in F_i \cap M^*} w(e) \leq \sum_{i=1}^m \sum_{e \in M_i} w(e) \leq m \sum_{e \in M_{i^*}} w(e) = mw(M_{i^*}) \quad (15)$$

holds, where $i^* = \arg \max\{w(M_i) : i = 1, \dots, m\}$. This means that M_{i^*} is indeed m/l -approximate. \square

Theorem 19 and Theorem 20 give a framework to derive approximation algorithms for the simultaneous assignment problem. Namely, we need to find an (m, l) -cover F_1, \dots, F_m minimizing the approximation ratio m/l such that the simultaneous assignment problem can be solved efficiently when it is restricted to F_i .

4.1 A constant approximation algorithm

In this section, we derive a constant approximation algorithm for the simultaneous assignment problem when the size of \mathcal{H} is considered to be a constant. Throughout this section, let $k = |\mathcal{H}|$ and let $k' \in \{1, \dots, k\}$ be such that every edge appears in at most k' of the subgraphs in \mathcal{H} . Consider the following type of (m, l) -covers.

Definition 21. *An (m, l) -cover F_1, \dots, F_m is laminar if the problem restricted to F_i is laminar for each $i \in \{1, \dots, m\}$.*

Let $\alpha(k, k')$ denote the minimum value of m/l for which a laminar (m, l) -cover exists. In the light of Theorem 19 and 20, we want to construct a laminar (m, l) -cover for which $\alpha(k, k') = m/l$, that is, m/l is as small as possible. The following theorem gives the minimum value of $\alpha(k, k')$.

Combining Theorem 12 and Theorem 19, one gets the following.

Theorem 22. *The minimum value of m/l for which there always exists a laminar (m, l) -cover, $\alpha(k, k')$, is*

$$\max_{j \in \{0, \dots, k'-1\}} \frac{1}{k-j} \sum_{i=j+1}^{k'} \binom{k}{i}. \quad (16)$$

A laminar (m, l) -cover F_1, \dots, F_m with $m/l = \alpha(k, k')$ can be constructed in $O(f(k) \text{poly}(|V|, |E|))$ time.

Proof. If either $k = 1$ or $k' = 1$, then the problem is laminar, and hence E itself is a laminar $(1, 1)$ -cover. That is, $\alpha(k, 1) = \alpha(1, k') = 1$, which matches the value given by (16). Therefore, one can assume that $k, k' \geq 2$.

Let us partition the edge set based on which of the subgraphs in \mathcal{H} they are included. Formally, let

$$C_I = \bigcap_{i \in I} E_i \cap \bigcap_{j \in \{1, \dots, k\} \setminus I} E \setminus E_j, \quad (17)$$

for all $I \subseteq \{1, \dots, k\}$. We will refer to C_I as an *edge category* for each $I \subseteq \{1, \dots, k\}$. Note that $C_I = \emptyset$ if $|I| > k'$. On the other hand, one can assume without loss of generality that $C_I \neq \emptyset$ when $|I| \leq k'$. Indeed, if there were such an empty category C_I , one could add two new nodes to G and an edge e of weight zero between them which falls into category C_I — clearly, a laminar (m, l) -cover of the resulting problem is also a laminar (m, l) -cover of the original problem if e is left out and vice versa. The set of all non-empty edge categories will be denoted by

$$\mathcal{C} = \{C_I : I \subseteq \{1, \dots, k\}, C_I \neq \emptyset\}. \quad (18)$$

We say that a subset \mathcal{X} of \mathcal{C} is a *laminar category system* if the problem becomes laminar when restricted to the edges of the union of the categories in \mathcal{X} . Let $\mathcal{L}_{\mathcal{C}}$ denote the set of all *maximal* laminar category systems. Let k and k' be as above, and let $\alpha'(k, k')$ denote the minimum value of m/l for which there always exists a laminar (m, l) -cover F'_1, \dots, F'_k such that each F'_i is the union of the categories in a laminar category system.

Claim 23. $\alpha'(k, k') = \alpha(k, k')$.

Proof. By definition, $\alpha'(k, k') \geq \alpha(k, k')$, since the set of laminar (m, l) -covers formed from laminar category systems is a subset of all possible laminar (m, l) -covers. To see equality, let $\tilde{G} = (\tilde{V}, \tilde{E})$ be a star graph with 2^k edges, where $\tilde{E} = \{e_0, \dots, e_{2^k-1}\}$. Let $\mathcal{H} = \{H_1, \dots, H_k\}$ be such that \mathcal{C} consists of singletons, that is, each edge category consists of a single edge. One can easily construct such \mathcal{H} as follows. Let $e_i \in H_j$ if and only if the j^{th} bit of i in base-2 is one. For example, e_0 is in no subgraphs, e_1 is in H_1 , e_2 is in H_2 , e_3 is both in H_1 and H_2 , etc. Now, remove every edge which appears in more than k' categories. Observe that for \tilde{G} , the minimum \tilde{m}/\tilde{l} value for which a laminar (\tilde{m}, \tilde{l}) -cover F_1, \dots, F_k exists does not change if we require that each of F_1, \dots, F_k is the union of the categories in a laminar category system. But if a subset of categories is locally laminar for this instance, then the same selection of categories is also locally laminar for any other instance of the simultaneous assignment problem when no edge appears in more than k' subgraphs in \mathcal{H} . This means that $\alpha'(k, k') = \tilde{m}/\tilde{l} = \alpha(k, k')$, which was to be shown. \square

By Claim 23, we can assume that our laminar (m, l) -cover consists of edge sets which are the unions of the categories in laminar category systems. In fact, we can restrict ourself to *maximal* laminar category systems. Hence to construct an optimal laminar (m, l) -cover using laminar category systems, we need a $z : \mathcal{L}_{\mathcal{C}} \rightarrow \mathbb{N}$ and $l \in \mathbb{N}$ such that

$$\sum_{L: C \in L \in \mathcal{L}_{\mathcal{C}}} z_L \geq l \quad (19)$$

holds for each category $C \in \mathcal{C}$ and

$$\frac{1}{l} \sum_{L \in \mathcal{L}_c} z_L \quad (20)$$

is minimized, where \mathcal{L}_c denotes the set of all maximal laminar category systems. To find such z and l , it suffices to solve the following linear program.

$$\min \sum_{L \in \mathcal{L}_c} y_L \quad (\text{LP4})$$

s.t.

$$y \in \mathbb{Q}_+^{\mathcal{L}_c} \quad (21a)$$

$$\sum_{L: C \in L \in \mathcal{L}_c} y_L \geq 1 \quad \forall C \in \mathcal{C} \quad (21b)$$

Given an optimal solution $y \in \mathbb{Q}_+$ to (LP4), one can construct a solution $z : \mathcal{L}_c \rightarrow \mathbb{N}$ to (19) which minimizes (20) as follows. Let $l \in \mathbb{N}$ be the lowest common denominator of the coordinates of y . This means that $z := ly$ is integral. For this z and l , (19) holds, which means that it corresponds to a laminar (m, l) -cover, where $m = l \sum_{L \in \mathcal{L}_c} y_L$, and hence $\alpha(k, k') = \sum_{L \in \mathcal{L}_c} y_L$.

In what follows, our aim is to construct an optimal solution to (LP4). First, consider the following representation of maximal laminar category systems.

Claim 24. *There is one-to-one correspondence between maximal laminar category systems of \mathcal{C} and labeled trees on nodes v_0, \dots, v_k in which the maximum distance from v_0 is at most k' .*

Proof. Let $\mathcal{X} \in \mathcal{L}_c$ be a maximal laminar category system, and let $\mathcal{I} = \{I : C_I \in \mathcal{X}\}$. Let E'_i denote those edges in E_i which are contained in some of the categories in \mathcal{X} , where $i = 1, \dots, k$. We also define $E_0 = C_\emptyset = E \setminus \bigcup E'_i$. By definition, the system formed by E'_0, \dots, E'_k is laminar, meaning that E'_i and E'_j are either disjoint or one contains the other. The former case holds if and only if there exists no $I \in \mathcal{I}$ such that $\{i, j\} \subseteq I$. In the latter case, when one of E'_i and E'_j contains the other, one can assume without loss of generality that $E'_i \subseteq E'_j$. By (17), this holds if and only if there exists no $I \in \mathcal{I}$ such that $i \in I$ and $j \notin I$.

Let $\mathcal{I}_i = \{I \in \mathcal{I} : i \in I\}$ for $i = 1, \dots, k$, and let $\mathcal{I}_0 = \mathcal{I}$. By the above properties, $\{\mathcal{I}_i : i \in \{0, \dots, k\}\}$ is a laminar system on ground set \mathcal{I} . We define a tree T representing this system (and hence \mathcal{X}) on nodes $\{v_0, \dots, v_k\}$ as follows. Let v_i be associated with \mathcal{I}_i for $i \in \{0, \dots, k\}$. Connect v_i and v_j if \mathcal{I}_j is maximal inside \mathcal{I}_i . Figure 9 illustrates the construction for $k = k' = 3$. It represents all maximal laminar category systems as Venn-diagrams and also shows their tree representations. Note that the maximum distance from v_0 is at most k' since every $I \in \mathcal{I}$ appears in at most k' of $\mathcal{I}_1, \dots, \mathcal{I}_k$. \square

Remark 25. *In the correspondence between maximal laminar category systems and trees on nodes v_0, \dots, v_k described in the proof of Claim 24, a node v of a tree T represents a category in \mathcal{C}_i if and only if it is at distance i from v_0 , and the represented category only depends on the path between v_0 and v .*

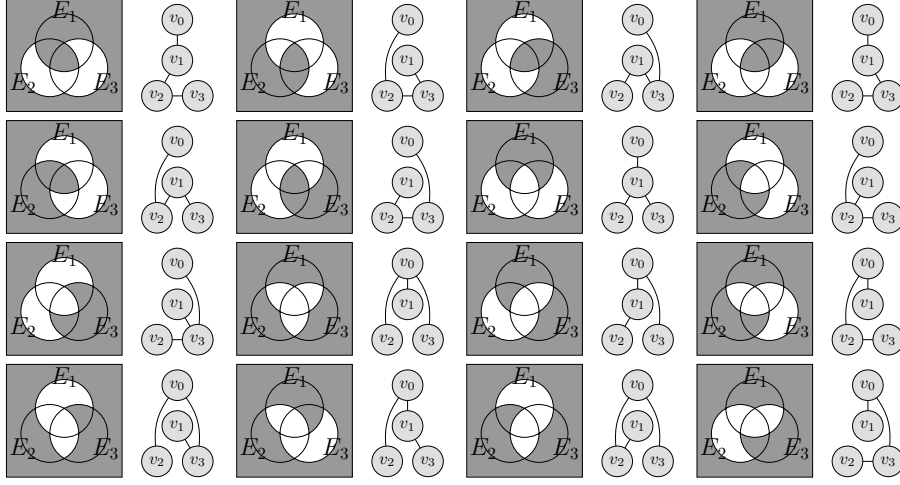


Figure 9: Tree representation of all maximal laminar category systems for $k = k' = 3$.

In the light of Claim 24, one can think of maximal laminar category systems as labeled trees on $k + 1$ nodes with (rooted) depth of at most k' . For $j = 1, \dots, k'$, let \mathcal{T}_j be the set of labeled trees on node set v_0, \dots, v_k each of which is the union of a path v_0, \dots, u of length $j - 1$ and every other node is connected to u . Note that by Claim 24, these trees correspond to maximal laminar category systems — for $k = k' = 3$, the first six diagrams on Figure 9 correspond to \mathcal{T}_3 , the next three to \mathcal{T}_2 and the next one to \mathcal{T}_1 . In what follows, we construct a laminar category cover which consists of maximal laminar category systems represented by the trees in $\mathcal{T}_1, \dots, \mathcal{T}_{k'}$, and we show that it is an optimal solution to (LP4). To this end, we need to count the vertices of these trees which represent a given category C .

Claim 26. *The laminar category systems represented by the trees in \mathcal{T}_j contain every category in $\mathcal{C}_i = \{C_I : I \subseteq \{1, \dots, k\}, |I| = i\}$ exactly*

$$a_{ij} = \begin{cases} \frac{(k-i)!i!}{(k-j+1)!} & \text{if } i < j \\ j! & \text{if } i = j \\ 0 & \text{otherwise} \end{cases} \quad (22)$$

times for each $i, j \in \{1, \dots, k'\}$.

Proof. By Remark 25 and by symmetry, every category in \mathcal{C}_i must be represented exactly the same number of times in \mathcal{T}_j . Therefore, to get a_{ij} , it suffices to count the nodes of the trees in \mathcal{T}_j which represent a category in \mathcal{C}_i and divide this number by the cardinality of \mathcal{C}_i .

Case 1. Suppose that $i < j$. Then, every tree of \mathcal{T}_j contains exactly one node at distance i , and hence each tree represents a laminar system containing exactly one category from \mathcal{C}_i . For every path of length $j - 1$ on $k + 1$ nodes with one of its endpoints fixed, exactly one tree has been added to \mathcal{T}_j , therefore

$|\mathcal{T}_j| = \frac{k!}{(k-j+1)!}$. From this, one gets that

$$a_{ij} = \frac{|\mathcal{T}_j|}{|\mathcal{C}_i|} = \frac{\frac{k!}{(k-j+1)!}}{\binom{k}{i}} = \frac{(k-i)!i!}{(k-j+1)!}, \quad (23)$$

which matches the first case of (22).

Case 2. Suppose that $i = j$. Then, every tree of \mathcal{T}_j contains exactly $k-j+1$ nodes at distance i from v_0 , and hence each tree represents exactly $k-j+1$ category from \mathcal{C}_i . Therefore,

$$a_{ij} = \frac{(k-j+1)|\mathcal{T}_j|}{|\mathcal{C}_i|} = \frac{(k-j+1)(k-j)!j!}{(k-j+1)!} = j!, \quad (24)$$

which had to be shown.

Case 3. Suppose $i > j$. The depth of all trees in \mathcal{T}_j being j , they contain no nodes at distance i from v_0 . Hence none of the trees in \mathcal{T}_j represents any categories from \mathcal{C}_i , therefore $a_{ij} = 0$. This completes the proof of the claim. \square

To define a laminar cover, assume that every laminar system represented by \mathcal{T}_j is assigned the same coefficient in our solution. That is, a solution to the following program will be given.

$$\min \sum_{j=1}^{k'} \frac{k!}{(k-j+1)!} x_j \quad (LP5)$$

s.t.

$$x \in \mathbb{Q}_+^{k'} \quad (25a)$$

$$Ax \geq 1, \quad (25b)$$

where $A = (a_{ij}) \in \mathbb{Z}^{k' \times k'}$ as defined in Claim 26. Here, x_j is the common coefficient of all trees in \mathcal{T}_j for $j \in \{1, \dots, k'\}$. It is easy to see that a solution x to (LP5) can be converted to a solution y of (LP4) by setting the coefficient y_L of a laminar category system $L \in \mathcal{L}_C$ to x_j if it is represented by one of the trees in \mathcal{T}_j (and y_L is zero if no such j exists), see the proof of Claim 29 for details. Now, we give a solution \tilde{x}^+ to (LP5) and then show that the corresponding y is an optimal solution to (LP4).

Claim 27. *Let*

$$\tilde{x}_j = \begin{cases} 1/k'! & \text{if } j = k' \\ (k-j-1)\tilde{x}_{j+1} + \frac{2j-k+1}{(j+1)!} & \text{otherwise} \end{cases} \quad (26)$$

and

$$\tilde{x}_j^+ = \max(\tilde{x}_j, 0), \quad (27)$$

where $j \in \{1, \dots, k'\}$. Then, \tilde{x}^+ is a feasible solution to (LP5).

Proof. Let $A = (a_{ij})$ be as above. First, we show that $A\tilde{x} = 1$. The i^{th} row of this linear equation system is the following.

$$\sum_{j=1}^{k'} a_{ij} \tilde{x}_j = 1 \quad (28)$$

By substitution and simple rearrangement, one gets from (28) that

$$\tilde{x}_j = \frac{1 - \sum_{l=j+1}^{k'} \frac{(k-j)!j!}{(k-l+1)!} \tilde{x}_l}{j!} \quad (29)$$

holds for all $j \in \{1, \dots, k'\}$. For $j = k'$, this gives that $\tilde{x}_k = \frac{1}{k!}$, which matches the first case of (26). For $j < k'$, assume that \tilde{x}_{j+1} is already known. To obtain the second case of (26), consider the following computation.

$$\begin{aligned} \tilde{x}_j &= \frac{1 - \sum_{l=j+1}^{k'} \frac{(k-j)!j!}{(k-l+1)!} \tilde{x}_l}{j!} = \frac{1 - \frac{(k-j)!j!}{(k-(j+1)+1)!} \tilde{x}_{j+1} - \sum_{l=j+2}^{k'} \frac{(k-j)!j!}{(k-l+1)!} \tilde{x}_l}{j!} \\ &= \frac{1 - j! \tilde{x}_{j+1} - \frac{k-j}{j+1} \sum_{l=j+2}^{k'} \frac{(k-j-1)!(j+1)!}{(k-l+1)!} \tilde{x}_l}{j!} \\ &= \frac{-j! \tilde{x}_{j+1} + \frac{2j-k+1}{j+1} + \frac{k-j}{j+1} (1 - \sum_{l=j+2}^{k'} \frac{(k-j-1)!(j+1)!}{(k-l+1)!} \tilde{x}_l)}{j!} \\ &= \frac{-j! \tilde{x}_{j+1} + \frac{2j-k+1}{j+1} + \frac{k-j}{j+1} (j+1)! \tilde{x}_{j+1}}{j!} = \frac{j!(k-j-1) \tilde{x}_{j+1} + \frac{2j-k+1}{j+1}}{j!} \\ &= (k-j-1) \tilde{x}_{j+1} + \frac{2j-k+1}{(j+1)!}, \quad (30) \end{aligned}$$

where the first and fifth equation hold by (29).

To complete the proof of the claim, we show that \tilde{x}^+ is a feasible solution to (LP5). Observe that $A\tilde{x}^+ \geq 1$ holds, because $a_{ij} \geq 1$ and $A\tilde{x} = 1$. Since \tilde{x}^+ is also non-negative, one gets that \tilde{x}^+ is a feasible solution to (LP5). \square

We emphasize that some coordinates of \tilde{x} may be negative, however, these coordinates must obey the following property.

Claim 28. *Let \tilde{x} be as defined in (26). Then, for $j \in \{1, \dots, k'-1\}$, if $\tilde{x}_{j+1} < 0$, then $\tilde{x}_j < 0$.*

Proof. First we show that $\tilde{x}_{j+1} < 0$ implies that

$$j+1 < \left\lceil \frac{k-1}{2} \right\rceil. \quad (31)$$

If $k' < \lceil \frac{k-1}{2} \rceil$, then (31) follows, so one can assume that $k' \geq \lceil \frac{k-1}{2} \rceil$. It suffices to show that

$$0 \leq \tilde{x}_{k'} \leq \dots \leq \tilde{x}_{\lceil \frac{k-1}{2} \rceil} \quad (32)$$

holds when $j+1 \geq \lceil \frac{k-1}{2} \rceil$, i.e. if (31) does not hold. If $k' = \lceil \frac{k-1}{2} \rceil$, then (32) follows, since $\tilde{x}_{k'} = 1/k'! \geq 0$. For $k' > \lceil \frac{k-1}{2} \rceil$, one gets that $\tilde{x}_{k'} \leq \tilde{x}_{k'-1}$, since

$$\tilde{x}_{k'-1} = (k-k') \tilde{x}_{k'} + \frac{2k'-k-1}{k'!} = \frac{k'-1}{k'!} \geq 1/k'! = \tilde{x}_{k'}$$

holds when $k' \geq 2$. The following computation shows that $\tilde{x}_{l+1} \leq \tilde{x}_l$ for $\lceil \frac{k-1}{2} \rceil \leq l \leq k'-2$.

$$\tilde{x}_l = (k-l-1) \tilde{x}_{l+1} + \frac{2l-k+1}{(l+1)!} \geq \tilde{x}_{l+1} + \frac{2l-k+1}{(l+1)!} \geq \tilde{x}_{l+1},$$

where the first and the second inequality follows from $l \leq k' - 2$ and $\lceil \frac{k-1}{2} \rceil \leq l$, respectively. This completes the proof of (32), which in turns implies (31).

Using (31), we show that $\tilde{x}_j < \tilde{x}_{j+1}$, which completes the proof of the claim.

$$\tilde{x}_j = (k - j - 1)\tilde{x}_{j+1} + \frac{2j - k + 1}{(j + 1)!} < \tilde{x}_{j+1} + \frac{2j - k + 1}{(j + 1)!} \leq \tilde{x}_{j+1},$$

where the first and the last inequality holds by $k - j - 1 \geq 2$ and $2j - k + 1 \leq 0$, respectively — both of which follow by (31). \square

In what follows, an optimal solution \tilde{y} to (LP4) will be constructed.

Claim 29. *Let*

$$\tilde{y}_L = \begin{cases} \tilde{x}_j^+ & \text{if } \mathcal{T}_j \text{ contains the tree representation of } L \\ 0 & \text{otherwise,} \end{cases} \quad (33)$$

where $L \in \mathcal{L}_C$. Then, \tilde{y} is an optimal solution to (LP4) and its objective value equals (16).

Proof. Note that \tilde{y}_L is well-defined, since each laminar category system L is represented by a unique tree T and any tree is contained in at most one of $\mathcal{T}_1, \dots, \mathcal{T}_k$.

To see that \tilde{y} is a feasible solution to (LP4), recall that a_{ij} is the number of times the trees in \mathcal{T}_j cover a category with index size i . Therefore, (25b) immediately implies (21b) for $C_I \in \mathcal{C} \setminus \{C_\emptyset\}$. To show that (21b) also holds for C_\emptyset , observe that C_\emptyset is contained in any maximal laminar category system, which implies that (25b) holds for C_\emptyset (assuming that $k \geq 1$), but then (21b) holds for C_\emptyset as well. Hence \tilde{y} is indeed a feasible solution to (LP4). To prove the optimality of \tilde{y} , we need the dual of (LP4).

$$\max \sum_{C \in \mathcal{C}} \pi_C \quad (\text{LP4D})$$

s.t.

$$\pi \in \mathbb{Q}_+^{\mathcal{C}} \quad (34a)$$

$$\sum_{C \in L} \pi_C \leq 1 \quad \forall L \in \mathcal{L}_C \quad (34b)$$

By Claim 28, if $\tilde{x}_j < 0$ for some $j \in \{1, \dots, k\}$, then $\tilde{x}_{j'} < 0$ for all $j' \in \{1, \dots, j\}$. Let t denote the largest index for which $\tilde{x}_t < 0$, and let $t = 0$ if no such index exists. Note that $t \in \{0, \dots, k' - 1\}$. We show that $\tilde{\pi} \in \mathbb{Q}_+^{\mathcal{C}}$ is a feasible solution to (LP4D), where

$$\tilde{\pi}_{C_I} = \begin{cases} \frac{1}{k-t} & \text{if } |I| > t \\ 0 & \text{otherwise} \end{cases} \quad (35)$$

for $C_I \in \mathcal{C}$. Let L be an arbitrary maximal laminar category system. By the tree representation, it is clear that there are at least $t + 1$ categories in L with an index of size at most t , which means that L contains at most $k + 1 - (t + 1) = k - t$ categories with an index of size larger than t . This implies that $\tilde{\pi} \in \mathbb{Q}_+^{\mathcal{C}}$ satisfies constraints (34b), and hence it is dual-feasible.

In fact, $\tilde{\pi}$ satisfies all constraints in (34b) with equality which correspond to a positive \tilde{y}_L coordinate (these correspond to those laminar sets whose tree representation appear is some \mathcal{T}_j), since then L contains exactly $k+1-(t+1) = k-t$ categories with an index set of size more than t and hence $\sum_{C \in L} \tilde{\pi}_C = (k+1-(t+1))\frac{1}{k-t} = 1$.

Observe that $\tilde{x}_j < 0$ if and only if $(A\tilde{x}^+)_j > 1$. Hence \tilde{x}^+ fulfills all constraints of (25b) with equality except for the first t . Recall that $x_j = y_L$ for those laminar category systems L which are represented by one of the trees in \mathcal{T}_j , and a_{ij} is the number of times the trees in \mathcal{T}_j cover each category with index size i . This means that \tilde{y}_L fulfills an inequality of (21b) with equality if and only if the inequality corresponds to a category with an index of size larger than t . But, by (35), a coordinate of $\tilde{\pi}_C$ is positive if and only if it correspond to such a category.

Therefore \tilde{y} and $\tilde{\pi}$ are complementary solutions, which implies that \tilde{y} is indeed an optimal dual solution. To complete the proof of the claim, we show that the objective value of \tilde{y} matches (16). Let $f(j) = \frac{1}{k-j} \sum_{i=j+1}^{k'} \binom{k}{i}$ for $j \in \{0, \dots, k'-1\}$. Using this notation, we have to show that

$$\sum_{L \in \mathcal{L}_C} \tilde{y}_L = \max_{j \in \{0, \dots, k'-1\}} f(j). \quad (36)$$

By the Duality theorem,

$$\sum_{L \in \mathcal{L}_C} \tilde{y}_L = \sum_{C \in \mathcal{C}} \tilde{\pi}_C = \frac{1}{k-t} \sum_{i=t+1}^{k'} \binom{k}{i} = f(t), \quad (37)$$

where $\tilde{\pi}$ is as defined in (35). From this, one gets that $\max_{j \in \{0, \dots, k'-1\}} f(j) \geq f(t) = \sum_{L \in \mathcal{L}_C} \tilde{y}_L$. To prove equality, we show that $f(j) \leq f(t)$ holds for all $j \in \{0, \dots, k'-1\}$. To this end, we define a feasible dual solution whose objective value is $f(j)$. Let $\tilde{\pi}' \in \mathbb{Q}_+^{\mathcal{C}}$ be such that

$$\tilde{\pi}'_{C_I} = \begin{cases} \frac{1}{k-j} & \text{if } |I| > j \\ 0 & \text{otherwise} \end{cases} \quad (38)$$

for $C_I \in \mathcal{C}$. Since $\tilde{\pi}'$ is a feasible dual solution, its objective value $\sum_{L \in \mathcal{L}_C} \tilde{\pi}'_C$ is at most that of the optimal dual solution $\tilde{\pi}$ — the latter equals to $f(t)$ by (37). Hence

$$f(t) \geq \sum_{L \in \mathcal{L}_C} \tilde{\pi}'_C = \frac{1}{k-j} \sum_{i=j+1}^{k'} \binom{k}{i} = f(j) \quad (39)$$

follows. Therefore, $\max_{j \in \{0, \dots, k'-1\}} f(j) = f(t) = \sum_{L \in \mathcal{L}_C} \tilde{y}_L$, which had to be shown. \square

This completes the proof of Theorem 22. \square

Theorem 20 and 22 immediately imply the following.

Theorem 30. *One can find an $\alpha(k, k')$ -approximate solution to the simultaneous assignment problem in $O(f(k) \text{ poly}(|V|, |E|))$ time.*

$k \backslash k'$	1	2	3	4	5
1	1				
2	1	$3/2$			
3	1	2	$7/3$		
4	1	$5/2$	$7/2$	$15/4$	
5	1	3	5	$25/4$	$13/2$

Table 1: Approximation ratios given by Theorem 22, when $k = |\mathcal{H}|$ and every edge is in at most k' subgraphs in \mathcal{H} . The highlighted values match the integrality gap of $(LP1^*)$.

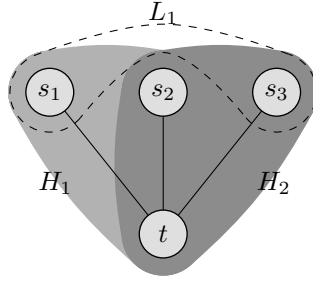


Figure 10: Tight integrality gap example for $k = 2$. Here the two subgraphs H_1 and H_2 of \mathcal{H} are represented by the light and dark highlights, while the only set $L_1 = \{s_1, s_3\}$ of \mathcal{L} corresponds to the dashed area. We set $b \equiv 1$ and $c \equiv 1$.

Remark 31. The proof of Claim 23 also shows that the value of $\alpha(k)$ derived in Theorem 22 would remain the same even if we considered locally-laminar (m, l) -covers, which are less restrictive than laminar (m, l) -covers.

Table 1 summarizes the approximation ratios given by Theorem 19 for small values of k and k' . For small k , we show that these match the integrality gap of $(LP1^*)$, the strengthened linear programming formulation of the simultaneous assignment problem introduced in Section 3.1.2. By Theorem 14, $(LP1^*)$ becomes integral when the problem is restricted to a locally-laminar edge set, hence applying Theorem 19 to $(LP1^*)$, one gets the following.

Theorem 32. The integrality gap of $(LP1^*)$ is at most $\alpha(k, k')$, where $k = |\mathcal{H}|$ and every edge appears in at most k' of the subgraphs in \mathcal{H} .

We show that the integrality gap of $(LP1^*)$ is $\alpha(k, k')$ for $k = 1, 2$. For $k = 1$, the integrality gap of $(LP1^*)$ is one by Theorem 14. Figure 10 shows an example for $k = 2$, where $x \equiv 1/2$ is a feasible solution with objective value $3/2$, while the optimal integral solutions consist of a single edge.

4.2 Improved approximation algorithm for uniform b

Theorem 33. If b is uniform, then the integrality gap of $(LP1^*)$ is at most $\frac{k+1}{2}$, and a $\frac{k+1}{2}$ -approximate solution can be found in strongly polynomial time.

Proof. Let x_i denote an optimal solution to the problem restricted to those edges which are either in $H_i \in \mathcal{H}$ or are in non of the subgraphs in \mathcal{H} , and let z

denote an optimal solution to the problem restricted to those edges of G which are included in at most one of the subgraphs in \mathcal{H} . We show that $(LP1^*)$ is integral for the problem restricted to H_i and also that x_i can be found in strongly polynomial time. In the problem restricted to H_i , all degree constraints posed in other subgraphs in \mathcal{H} are redundant, hence we can delete all subgraphs other than H_i . The size of \mathcal{H} being one, we conclude that x_i can be found in strongly polynomial time and $(LP1^*)$ is integral for the restricted problem by Theorems 12 and 14. If one restricts the problem to the edges contained in at most one of the subgraphs in \mathcal{H} , then the problem becomes laminar. Therefore, z can be found in strongly polynomial time and $(LP1^*)$ is integral when the problem is restricted to these edges by Theorems 12 and 14, respectively.

Observe that z, x_1, \dots, x_k is a $(k+1, 2)$ -cover of E . By Theorem 19, this implies that the integrality gap of $(LP1^*)$ is at most $\frac{k+1}{2}$ and, by Theorem 20, the heaviest among z, x_1, \dots, x_k is a $\frac{k+1}{2}$ -approximate solution, which completes the proof of the theorem. \square

4.3 Sparse graphs

Throughout this section, we assume that $\mathcal{L} = \emptyset$. A graph $G = (V, E)$ is m/l -sparse if $li_G(X) \leq m(|X| - 1)$ holds for every $\emptyset \neq X \subseteq V$, where $i_G(X)$ denotes the number of edges induced by node set $X \subseteq V$. The following classical result of Nash-Williams characterizes m/l -sparse graphs.

Theorem 34 (Nash-Williams [8]). *The edge-set of a graph $G = (V, E)$ can be covered by m forests if and only if $i_G(X) \leq m(|X| - 1)$ for every $\emptyset \neq X \subseteq V$.*

From Theorem 34, we derive the following characterization of m/l -sparse graphs.

Corollary 35. *There exist an (m, l) -cover $F_1, \dots, F_m \subseteq E$ consisting of forests if and only if G is m/l -sparse, that is, $li_G(X) \leq m(|X| - 1)$ for every $\emptyset \neq X \subseteq V$.*

Proof. By definition, forests $F_1, \dots, F_m \subseteq E$ form an (m, l) -cover if every edge $e \in E$ is contained in at least l of F_1, \dots, F_m . Without loss of generality, one can assume that every edge is contained in exactly l of F_1, \dots, F_m . To reduce the problem to Theorem 34, we replace every edge $e \in E$ with l parallel edges. Let $G' = (V, E')$ denote the graph obtained this way. There exist an (m, l) -cover $F_1, \dots, F_m \subseteq E$ in G which consists of forests if and only if there exists m disjoint forests in G' covering E' . By Theorem 34, the latter holds if and only if $i_{G'}(X) \leq m(|X| - 1)$ for every $\emptyset \neq X \subseteq V$. Since $i_{G'}(X) = li_G(X)$ by the construction of G' , there exist an (m, l) -cover $F_1, \dots, F_m \subseteq E$ in G if and only if $li_G(X) \leq m(|X| - 1)$. The latter means, by definition, that G is m/l -sparse, which completes the proof. \square

Theorem 36. *If G is m/l -sparse, $\mathcal{L} = \emptyset$ and \mathcal{H} has the local-interval property, then the integrality gap of $(LP1)$ is at most m/l , and an m/l -approximate solution can be found in strongly polynomial time.*

Proof. By Corollary 35, if $li_G(X) \leq m(|X| - 1)$ for every $\emptyset \neq X \subseteq V$, then there exists an (m, l) cover $F_1, \dots, F_m \subseteq E$ consisting of forests. By Theorem 16, if the problem is restricted to F_i , then $(LP1)$ is integral for all $i = 1, \dots, m$. But then Theorem 19 implies that the integrality gap of $(LP1)$ is at most m/l .

By Theorem 16, one can efficiently solve the simultaneous assignment problem for trees when \mathcal{H} has the local-interval property. Therefore, Theorem 20 immediately implies that an m/l -approximate solution can be found in strongly polynomial time. \square

Corollary 37. *If G is a planar graph with minimum cycle length m , $\mathcal{L} = \emptyset$ and \mathcal{H} has the local-interval property, then the integrality gap of (LP1) is at most $m/m - 2$ and an approximate solution can be found in strongly polynomial time with the same guarantee.*

Proof. It suffices to show that G is $m/m - 2$ -sparse, because then Theorem 36 can be applied. Let e , f and n denote the number of edges, the number of faces and the number of nodes, respectively. By Euler's formula, $f - e + n = 2$ holds, and $mf \leq 2e$ follows since the length of the shortest cycle is m . But then $2m = mf - me + mn \leq 2e - me + mn$ and hence $(m - 2)i(X) \leq m(|X|)$ for every $\emptyset \neq X \subseteq V$. This means that G is $m/m - 2$ -sparse, and hence the proof is complete by Theorem 36. \square

Corollary 38. *If G is a Laman graph, $\mathcal{L} = \emptyset$ and \mathcal{H} has the local-interval property, then the integrality gap of (LP1) is at most 2 and an approximate solution can be found in strongly polynomial time with the same guarantee.*

Theorem 39. *If G is an even cycle and $\mathcal{L} = \emptyset$, then (LP1) is integral and the simultaneous assignment problem can be solved in strongly polynomial time.*

Proof. For each node of the even cycle, one can omit all but the most restrictive bound posed in a subgraph in \mathcal{H} . This means that the problem is in fact a capacitated b -matching problem on an even cycle — with infinite bound at node v if the two edges incident to v do not appear in the same subgraphs in \mathcal{H} . It is well-known that the capacitated b -matching polytope is described by the natural constraints for bipartite graphs, therefore, (LP1) is integral and the problem can be solved in strongly polynomial time. \square

Theorem 40. *Assume that \mathcal{H} has the local-interval property and $\mathcal{L} = \emptyset$. If G is a cactus graph with minimum cycle length m , then the integrality gap of (LP1) is at most $m/m - 1$.*

Proof. It is easy to see that there exists m forests F_1, \dots, F_m which cover every edge at least $(m - 1)$ -times. \square

Theorem 41. *Assume that \mathcal{H} has the local-interval property, $\mathcal{L} = \emptyset$ and that G is a pseudo-tree with cycle length m . Then the integrality gap of (LP1) is at most*

$$\begin{cases} \frac{m+1}{m} & \text{if } m \text{ is even} \\ \frac{m}{m-1} & \text{if } m \text{ is odd,} \end{cases}$$

and an approximate solution can be found in strongly polynomial time with the same guarantee.

Proof. Let $C \subseteq E$ be the cycle and let F_1, \dots, F_m denote the trees obtained by leaving out the edges of C one at a time. Clearly, every edge $e \in E$ is contained in at least $m - 1$ of F_1, \dots, F_m and (LP1) is integral when restricted to F_i , hence

the integrality gap of (LP1) is at most $\frac{m}{m-1}$ by Theorem 19. For even m , we improve this bound as follows.

Observe that every edge $e \in E$ is contained in at least m of C, F_1, \dots, F_m . Since (LP1) is integral when the problem is restricted to C , one gets that the integrality gap of (LP1) is at most $\frac{m+1}{m}$ by Theorem 19, which completes the proof. \square

Figure 11a and 11b show tight examples with even and odd cycle length for Theorem 41, respectively.

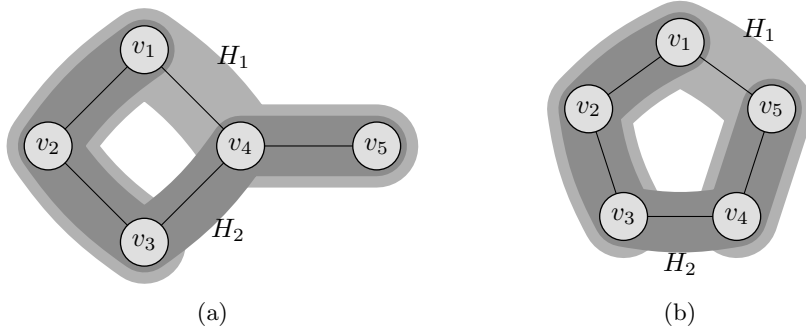


Figure 11: Let H_1 and H_2 be the light and dark subgraphs, respectively. For both instances, $x \equiv 1/2$ is a feasible fractional solution, while the optimal integral solution consists of two edges. Hence, the integrality gap is $5/4$ in both cases.

References

- [1] M. Chlebík and J. Chlebíková. Complexity of approximating bounded variants of optimization problems. *Theoretical Computer Science*, 354(3):320 – 338, 2006. Foundations of Computation Theory (FCT 2003).
- [2] Y. Emek, S. Kutten, M. Shalom, and S. Zaks. Hierarchical b-matching. In T. Bureš, R. Dondi, J. Gamper, G. Guerrini, T. Jurdziński, C. Pahl, F. Sikora, and P. W. Wong, editors, *SOFSEM 2021: Theory and Practice of Computer Science*, pages 189–202, Cham, 2021. Springer International Publishing.
- [3] A. Frank. *Connections in Combinatorial Optimization*. Oxford University Press, 2011.
- [4] T. Jenkyns. Matchoids: A generalization of matchings and matroids. *PhD thesis, University of Waterloo, Waterloo, Ontario*, 1974.
- [5] K. Kaparis and A. Letchford. On laminar matroids and b-matchings. 2014.
- [6] P. Madarasi. The distance matching problem. In M. Baïou, B. Gendron, O. Günlük, and A. R. Mahjoub, editors, *Combinatorial Optimization*, pages 202–213, Cham, 2020. Springer International Publishing.
- [7] P. Madarasi. Matchings under distance constraints I, 2021.

- [8] C. S. A. Nash-Williams. Decomposition of finite graphs into forests. *Journal of the London Mathematical Society*, s1-39(1):12–12, 1964.
- [9] E. Tardos. A strongly polynomial minimum cost circulation algorithm. *Combinatorica*, 5:247–255, 1985.
- [10] E. Tardos. A strongly polynomial algorithm to solve combinatorial linear programs. *Operations Research*, 34(2):250–256, 1986.