

Evacuation Problem Under the Nuclear Leakage Accident

Canqi Yao^{1,2}, Shibo Chen², Zaiyue Yang²

1. School of Mechatronics Engineering, Harbin Institute of Technology, Harbin, 150000, China
E-mail: vulcanyao@gmail.com

2. Shenzhen Key Laboratory of Biomimetic Robotics and Intelligent Systems, Department of Mechanical and Energy Engineering, and the Guangdong Provincial Key Laboratory of Human-Augmentation and Rehabilitation Robotics in Universities, Southern University of Science and Technology, Shenzhen 518055, China
E-mail: chensb@sustech.edu.cn, yangzy3@sustech.edu.cn

Abstract: To handle the detrimental effects brought by leakage of radioactive gases at nuclear power station, we propose a bus based evacuation optimization problem. The proposed model incorporates the following four constraints, 1) the maximum dose of radiation per evacuee, 2) the limitation of bus capacity, 3) the number of evacuees at demand node (bus pickup stop), 4) evacuees balance at demand and shelter nodes, which is formulated as a mixed integer nonlinear programming (MINLP) problem. Then, to eliminate the difficulties of choosing a proper M value in Big-M method, a Big-M free method is employed to linearize the nonlinear terms of the MINLP problem. Finally, the resultant mixed integer linear program (MILP) problem is solvable with efficient commercial solvers such as CPLEX or Gurobi, which guarantees the optimal evacuation plan obtained. To evaluate the effectiveness of proposed evacuation model, we test our model on two different scenarios (a random one and a practical scenario). For both scenarios, our model attains executable evacuation plan within given 3600 seconds computation time.

Key Words: Nuclear leakage accident, bus evacuation problem, mixed integer nonlinear programming

1 Introduction

According to International atomic energy agency (IAEA), a nuclear and radiation accident could lead to significant consequences to people, and the environment. The most severe nuclear disasters, such as the Chernobyl disaster in 1986[1] and Fukushima Daiichi nuclear disaster[2] in 2011, have caused enormous loss in human life and cost with lasting release of radioactive gases into the surrounding environment. To cope with these terrible accidents, there are some protective methods identified to substantially reduce or avert exposures of radioactive gases. Among these methods, evacuation, the frequently used protective method in nuclear disaster, is to transport evacuees from the affected area to avoid receiving too much radiation.

Motivated by the challenging emergency problems in natural or man-created disasters like hurricanes, earthquakes, flooding, landslide, and nuclear accidents, evacuation planning has been investigated extensively both in academic and industry[3–5]. Oh et al.[3] propose a new network considering congestion called a multi-class time-expanded (MCTE) network under which an efficient heuristic algorithm is devised to solve the evacuation problem. In the framework of branch and bound method, goerigk et al. [4] propose multiple approaches for finding both lower and upper bounds for the bus evacuation problem with several node pruning techniques and branching rules. Dhamala gives a systematic analysis of network flow

models used in emergency evacuation and their applications in a survey paper [6]. For more surveys concerning with evacuation planning, readers refer to [7–11].

Different from the previously mentioned evacuation problem, under the circumstance of nuclear leakage, the nuclear radiation has to be considered into the evacuation problem to make sure the safety of every evacuee. As for the optimization of emergency evacuation from nuclear accidents, zou et al.[12] propose a solution method for solving the shortest evacuation path problem based on graph theory. However, this solution method has limited applications and can not be applied into complicated scenarios. To handle the uncertainties such as fuzzy, interval and fuzzy random variables in an evacuation management system, huang et al. [13] devise an inexact fuzzy stochastic chance constrained programming (IFSCCP) method.

In this paper, a bus based evacuation optimization problem is proposed incorporating the following constraints: maximum radiation value of the evacuees, the limitation of bus capacity, the number of evacuees at demand node (bus pickup stop), evacuees balance at demand nodes and shelter nodes, which is formulated as a mixed integer nonlinear programming (MINLP) problem. Then, instead of adopting Big-M method which has difficulties in choosing a proper M value, a Big-M free method is proposed to linearize the nonlinear terms of the MINLP problem. Finally, the resultant mixed integer linear program (MILP) problem is solved by efficient commercial solvers CPLEX to obtain the optimal evacuation plan.

The rest of the paper is organized as follows. In section II, we propose a bus based evacuation problem formulated as a mixed integer bi-linear program (MIBP) problem. To cope with the non-linearity in MIBP problem, a linearization method is proposed in section III. Numerical experiments are conducted in section IV. We conclude our paper in section V.

Accepted by 2021 40th Chinese Control Conference (CCC). IEEE, 2021. This work was supported in part by the National Key Research and Development Program of China under Grant 2019YFB1705401; in part by the Natural Science Foundation of China under Grant 61873118 and Grant 61903179; in part by the Science, Technology and Innovation Commission of Shenzhen Municipality under Grant ZDSYS20200811143601004 and Grant RCBS20200714114918137

2 Bus based evacuation problem

In this section, we consider a directed graph $G(N, A)$, where N and A denote the set of nodes and arcs respectively. Specifically, $N = \{D, P, S\}$ is composed of three subsets of nodes: D , a set of depot nodes where buses are initially located and dispatched from; P , a set of demand nodes, each of which represents a pickup location serving a neighborhood or facility requiring evacuation services; and S , a set of shelter nodes. $A = \{(i, j) | i \in D, j \in P\} \cup \{(i, j) | i \in P, j \in S\} \cup \{(i, j) | i \in S, j \in P\}$ specifies the arcs connecting nodes in N . We keep track of consecutive trips of buses with index $\mathcal{T} = \{1, \dots, T\}$.

A toy example about the evacuation network is shown in Fig.1. The evacuation buses start from depot (yellow node), pick the evacuees at passenger nodes (red nodes) and deliver these evacuees to shelters (green nodes). Then, evacuation buses return to passenger nodes to pick the remaining evacuees until all evacuees are rescued.

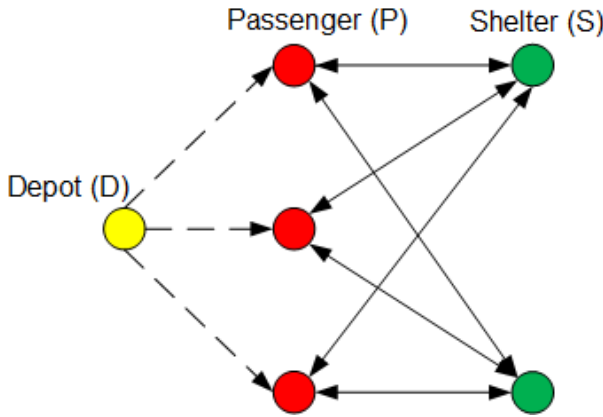


Fig. 1: Evacuation Network

2.1 Mathematical Formulation

In this subsection, the objective function and constraints related to evacuation problem under nuclear leakage are clarified and explained in details. The objective function focuses on the minimization of travel time of all buses over all trips:

$$\min_{x_{ij}^{mt}, \mathcal{T}_i^{mt}, b_i^{mt}} \sum_{(i,j) \in A} \sum_{m \in V} \sum_{t \in \mathcal{T}} \mathcal{T}_{ij} x_{ij}^{mt}$$

The total received radiation of evacuees consisting of two types of radiation, waiting radiation and escape radiation, is limited under a given upper bound (δ) to ensure the safety of evacuees in (1).

$$\sum_{t \in \mathcal{T}} \sum_{j \in S} \tau_{ij} \mathcal{T}_{ij} b_i^{mt} + \sum_{t \in \mathcal{T}} \eta_i \mathcal{T}_i^{mt} b_i^{mt} \leq \delta, \quad \forall i \in P, m \in V \quad (1)$$

Constraint (2) specifies that the evacuation plan should satisfy the time constraints.

$$\mathcal{T}_j^{mt+1} \geq \mathcal{T}_i^{mt} + x_{ij}^{mt} \mathcal{T}_{ij}, \quad \forall i \in N, j \in N, m \in V, t \in \mathcal{T} \setminus T \quad (2)$$

Constraint (3) is the flow-balance constraint for the demand nodes; it ensures that a bus travels to demand node j on trip t leaves node j on trip $t + 1$; Constraint (4) is the flow-balance constraint for the shelters; it does not require the bus to leave the shelter i , that is, the last trip a bus makes can end at a shelter. Constraint (5) allows a bus to make at most one trip at a time.

$$\sum_{i:(i,j) \in A} x_{ij}^{mt} = \sum_{k:(j,k) \in A} x_{jk}^{m(t+1)}, \quad \forall j \in P, m \in V, t \in \mathcal{T} \setminus T \quad (3)$$

$$\sum_{i:(i,j) \in A} x_{ij}^{mt} \geq \sum_{k:(j,k) \in A} x_{jk}^{m(t+1)}, \quad \forall j \in S, m \in V, t \in \mathcal{T} \setminus T \quad (4)$$

$$\sum_{(i,j) \in A} x_{ij}^{mt} \leq 1, \quad \forall m \in V, t \in \mathcal{T} \quad (5)$$

Constraint (6) specifies that the first trip of each bus start from its depot, and Constraint (7) ensures that the buses do not leave the depot for later trips. Constraint (8) does not allow the last trip a bus can make to end at a demand node.

$$\sum_{j \in N} x_{ij}^{m1} = 1, \quad \forall i \in Y, m \in V_i \quad (6)$$

$$x_{ij}^{mt} = 0, \quad \forall i \in Y, j \in N, m \in V, t \in \mathcal{T} \setminus 1 \quad (7)$$

$$x_{ij}^{mT} = 0, \quad \forall j \in P, i \in S, m \in V \quad (8)$$

Constraint (9) dictates that a bus can only pick up evacuees from node j if it has in fact traveled to node j . Constraint (10) is the bus capacity constraint. Eq. (11) ensures that all evacuees are picked up.

$$b_j^{mt} \leq \sum_{(i,j) \in A} Q x_{ij}^{mt}, \quad \forall j \in N, m \in V, t \in \mathcal{T} \quad (9)$$

$$0 \leq \sum_{j \in P} \sum_{l=1}^t b_j^{ml} - \sum_{k \in S} \sum_{l=1}^t b_k^{ml} \leq Q, \quad \forall m \in V, t \in \mathcal{T} \quad (10)$$

$$\sum_{m \in V} \sum_{t=1}^T b_j^{mt} = D_j, \quad \forall j \in P \quad (11)$$

Constraint (12) ensures that all evacuees have to be delivered to shelters.

$$\sum_{j \in P} \sum_{t=1}^T b_j^{mt} = \sum_{k \in S} \sum_{t=1}^T b_k^{mt}, \quad \forall m \in V \quad (12)$$

Constraints (13) and (14) are the logical binary and integer restrictions on x and b , respectively. Constraint (15) specifies the non-negativity of \mathcal{T} .

$$x_{ij}^{mt} \in \{0, 1\}, \quad \forall (i, j) \in A, m \in V, t \in \mathcal{T} \quad (13)$$

$$b_j^{mt} \in \mathbb{Z} \geq 0, \quad \forall j \in N, m \in V, t \in \mathcal{T} \quad (14)$$

$$\mathcal{T}_j^{mt} \geq 0, \quad \forall j \in N, m \in V, t \in \mathcal{T} \quad (15)$$

Combining all constraints and objective functions, the evacuation problem is mathematically formulated as problem 1, a mixed integer bi-linear programming problem. Due to the difficulties of these bi-linear terms $\mathcal{T}_i^{mt} b_i^{mt}$ in (2), commercial solvers such as Gurobi or CPLEX cannot be directly employed to solve problem 1.

Problem 1 (MIBP)

$$\begin{aligned} \min_{x_{ij}^{mt}, \mathcal{T}_i^{mt}, b_i^{mt}} \quad & \sum_{(i,j) \in A} \sum_{m \in V} \sum_{t \in \mathcal{T}} \mathcal{T}_{ij} x_{ij}^{mt} \\ \text{s.t.} \quad & (1)-(15) \end{aligned}$$

In the next section, to solve the bus evacuation problem, we exploit an exact linearization method to transform problem 1 as the mixed integer linear programming problem (MILP) equivalently.

3 MILP Reformulation

In this section, in order to deal with the integer bi-linear terms in constraints, inspired by [14], we encode the integer variable b_i^{mt} with a set of binary variables. Then, the integer bi-linear terms are represented by a set of binary bi-linear terms, which can be exactly linearized. As for the resultant binary bi-linear terms, instead of employing traditional Big-M method to linearize binary bi-linear terms [15], a novel Big-M free method is devised, thus avoids the difficulty in choosing an appropriate M value.

3.1 Binary Expansion Method

The basic idea lies in expressing the integer number in binary numeral system. For example, suppose that the plausible values for the number of evacuees b_i^{mt} are in the range $[0, Q]$. The integer number is expressed as

$$b_i^{mt} = \sum_{n \in \mathcal{N}} 2^n y_n^{imt}$$

where $\mathcal{N} = \{1, \dots, num\}$, $num = \lceil \log_2(1 + Q) - 1 \rceil$ and $y_n^{imt} \in \{0, 1\}$.

With the binary-represented integer number, we can reformulate the integer bi-linear terms $\mathcal{T}_i^{mt} b_i^{mt}$ in (1) as a set of binary bi-linear terms

$$\mathcal{T}_i^{mt} b_i^{mt} = \mathcal{T}_i^{mt} \sum_{n \in \mathcal{N}} 2^n y_n^{imt} = \sum_{n \in \mathcal{N}} 2^n \mathcal{T}_i^{mt} y_n^{imt}.$$

Finally, (1) is further reduced to the following constraint.

$$\begin{aligned} \sum_{t \in \mathcal{T}} \sum_{j \in S} \tau_{ij} \mathcal{T}_{ij} b_i^{mt} + \sum_{t \in \mathcal{T}} \eta_i \sum_{n \in \mathcal{N}} 2^n \mathcal{T}_i^{mt} y_n^{imt} \leq \delta, \\ \forall i \in P, m \in V \end{aligned} \quad (16)$$

3.2 Big-M Free Linearization Method

Recently, Big-M method prevails in the linearization method of bi-linear term [15–17]. Note that, defining a proper M is vital in the Big-M method and a large M may result in serious numerical difficulties on a computer, while a small M may not guarantee the optimal solution [18, 19]. Inspired from [20], to overcome the inconveniences brought by Big-M method, we propose a Big-M free method without introducing a big M .

Lemma 1. *Given an binary bi-linear term $\omega = x_1 x_2$, $x_1 \in [x_1^L, x_1^U]$, $x_2 \in \{0, 1\}$, if $x_1^L = 0$, ω can be exactly linearized by the following constraints.*

$$x_2 - 1 \leq \omega \leq x_2 x_1^R \quad (17a)$$

$$x_1^L \leq \omega \leq x_1^R \quad (17b)$$

Proof. The equivalence between binary bi-linear term and (17) is clarified as follows

- If $x_2 = 0$, $\omega = 0$ and (17) is reduced to $-1 \leq \omega \leq 0$, $0 \leq \omega \leq x_1^R$, implying $\omega = 0$.
- If $x_2 = 1$, $\omega = x_1$ and (17) is reduced to $0 \leq \omega \leq x_1^R$, $0 \leq \omega \leq x_1^R$.

Proof completes. \square

Along with (19)-(21), v_n^{imt} is introduced to eliminate these bi-linear terms in problem 1. Let

$$v_n^{imt} = 2^n \mathcal{T}_i^{mt} y_n^{imt}, \forall n \in \mathcal{N}; i \in N; m \in V; t \in \mathcal{T} \quad (18)$$

3.2.1 Linearization of radiation constraints

Following Lemma 1, (16) is equivalently transformed as (19)-(21).

$$\sum_{t \in \mathcal{T}} \sum_{j \in S} \tau_{ij} \mathcal{T}_{ij} b_i^{mt} + \sum_{t \in \mathcal{T}} \eta_i \sum_{n \in \mathcal{N}} v_n^{imt} \leq \delta, \quad \forall i \in P, m \in V \quad (19)$$

$$y_n^{imt} - 1 \leq v_n^{imt} \leq y_n^{imt} 2^n \bar{\mathcal{T}}_i^{mt}, \forall n \in \mathcal{N}, i \in P, m \in V, t \in \mathcal{T} \quad (20)$$

$$0 \leq v_n^{imt} \leq 2^n \bar{\mathcal{T}}_i^{mt}, \forall n \in \mathcal{N}, i \in P, m \in V, t \in \mathcal{T} \quad (21)$$

Finally, the time-consuming problem 1 (MIBP) can be exactly simplified as problem 2 (MILP). Unlike problem 1, problem 2 is a mixed integer linear program problem, which can be directly solved by commercial solvers.

Problem 2 (MILP)

$$\begin{aligned} \min_{x_{ij}^{mt}, y_n^{imt}, \mathcal{T}_i^{mt}, b_i^{mt}} \quad & \sum_{(i,j) \in A} \sum_{m \in V} \sum_{t \in \mathcal{T}} \mathcal{T}_{ij} x_{ij}^{mt} \\ \text{s.t.} \quad & (2)-(15) \text{ and } (18) - (21) \end{aligned}$$

4 Numerical Results

In order to evaluate the effectiveness of proposed mathematical model of evacuation problem, extensive simulations are carried out. The proposed mathematical model is firstly tested on a random generated scenario. Then to test the performance of our model on practical case, we put our model on a practical scenario, which is generated based on the road map of a small town in Chile¹. Besides, all scenarios are tested using the DCOplex API on a Python 3.7 environment with a time limit of 3600 seconds, using a PC with an Intel Core i5-7500 3.4GHz CPU and 8GB of RAM.

4.1 Random Scenario

4.1.1 Parameter settings

Proposed MILP formulation is tested on 7 instances (random generated) detailed in Table I. The differences between these instances lie in the number of shelters, the number of buses and capacity of buses.

Table 1: Parameter Settings (*Random Scenario*)

Instance	Depot	Pickups	Shelters	Buses	Q
1	1	5	2	20	25
2	1	5	2	20	30
3	1	5	2	25	30
4	1	5	2	30	30
5	1	5	3	20	30
6	1	5	3	25	30
7	1	5	3	30	30

Table 2: Simulation Results (*Random Scenario*)

Instance	Optimality Gap	Elapsed Time (s)	T_{evac}	Cost
1	0.01%	2380.11	1478.43	11746.74
2	0.01%	1661.77	923.41	9808.52
3	0%	12.77	1204.71	10383.25
4	0%	94.53	923.41	11033.61
5	2.25%	time limit	853.71	9227.99
6	0%	91.78	923.41	9266.84
7	0%	74.42	923.41	10017.19
Average	0.32%	1130.76	/	/

4.1.2 Experimental results

The simulation results of 7 instances are shown in Table II and compared in four categories, optimality gap, elapsed time, evacuation time², objective value³. Note that 6 out of 7 instances obtain an optimal solution within prescribed elapsed

¹<https://github.com/scespinoza/bus-evacuation-problem/tree/master/instances/paipote>

²The longest evacuation time among all buses.

³The sum of evacuation time of all buses.

time in which 4 out of 7 instances attain its optimal solution under 150 seconds, and the upper bound of elapsed time is set as 3600 seconds (1 hour). The average optimality loss for 7 instances is 0.32%, and the highest optimality gap is 2.25% occurred in Instance 5. The detailed evacuation routes for vehicle 1, vehicle 4, and vehicle 17 of instance 2 are illustrated in Fig.2, Fig.3, and Fig.4 respectively.

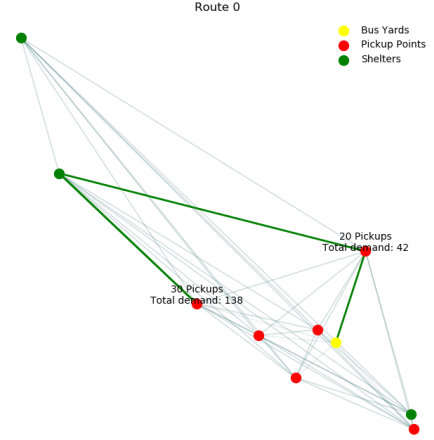


Fig. 2: Evacuation route of vehicle 1

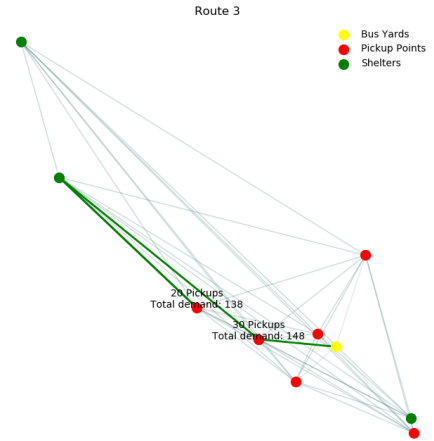


Fig. 3: Evacuation route of vehicle 4

4.2 Practical Scenario

4.2.1 Parameter settings

The major aspects of practical scenario are the same with the random one, except that the differences exist in the structures of road map, the number of pickup nodes and shelters.

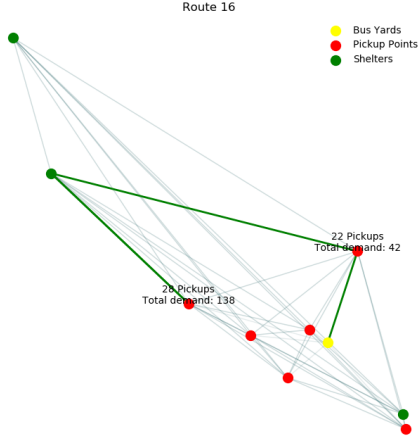


Fig. 4: Evacuation route of vehicle 17

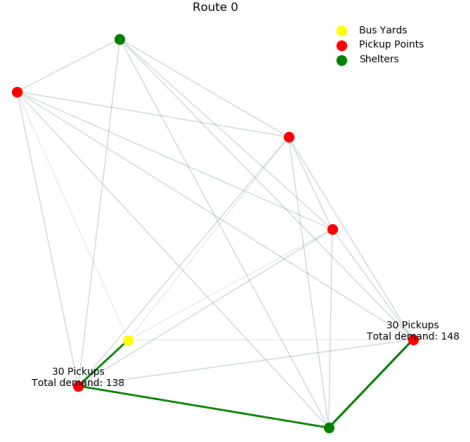


Fig. 5: Evacuation route of vehicle 1

Table 3: Parameter Settings (*Practical Scenario*)

Instance	Depot	Pickups	Shelters	Buses	Q
1	1	6	3	20	25
2	1	6	3	20	30
3	1	6	3	25	30
4	1	6	3	30	30
5	1	6	2	20	30
6	1	6	2	25	30
7	1	6	2	30	30

4.2.2 Experimental results

Table 4: Simulation Results (*Practical Scenario*)

Instance	Optimality Gap	Elapsed Time (s)	T_{evac}	Cost
1	0.01%	1964.39	626.92	7362.08
2	1.64%	time limit	654.03	5932.21
3	0%	0.39	330.84	5881.30
4	0%	0.56	330.85	6827.18
5	0.01%	109.70	654.03	5932.21
6	0%	0.63	330.84	5881.35
7	0%	0.46	330.85	6827.18
Average	0.24%	810.86	/	/

The simulation results of 7 instances is shown in Table II and compared in four categories, optimality gap, elapsed time, evacuation time, objective value. Note that 6 out of 7 instances obtain an optimal solution within prescribed elapsed time in which 5 out 7 instances attain its optimal solution under 150 seconds. The average optimality loss for 7 instances is 0.24%, and the highest optimality gap is 1.64% occurred in Instance 8. The detailed evacuation routes for vehicle 1, vehicle 4, and vehicle 17 of instance 2 are illustrated in Fig.5, Fig.6, and Fig.7 respectively.

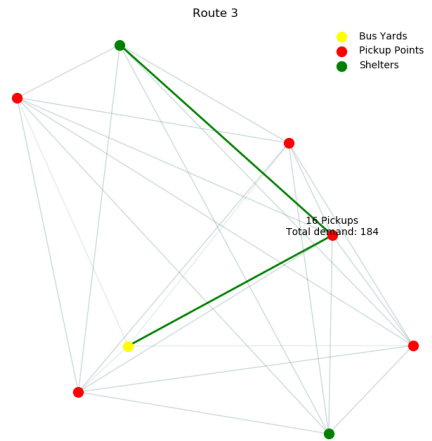


Fig. 6: Evacuation route of vehicle 4

Comparing the simulation results obtained from random and practical scenarios, we conclude that our model achieves good performance in solution optimality while the average loss of optimality in both scenarios is lower than 0.4% within 3600 seconds. In terms of the average elapsed time, due to the difference in the structure of optimization problem, random scenario (1130.76s) is slightly higher than practical scenario (810.86s).

5 Conclusion

In this paper, to obtain an evacuation plan for evacuees, a bus based evacuation optimization problem is proposed and formulated as a mixed integer nonlinear programming (MINLP) problem which is a well-known NP-hard problem and computation time consuming. Then, unlike the cumbersome Big-M method, a Big-M free method is employed to simplify original

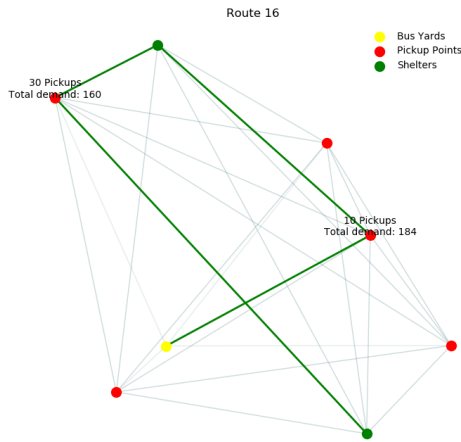


Fig. 7: Evacuation route of vehicle 17

MINLP problem by converting the original one as the mixed integer linear program (MILP) problem. Finally, the resultant MILP problem is solvable with efficient commercial solvers CPLEX. The effectiveness of proposed model is validated by extensive computational results.

In the future, more efficient algorithm, such as heuristics methods or decomposition methods, will be investigated to solve the proposed evacuation optimization problem.

References

- [1] A. G. Hobeika, S. Kim, and R. E. Beckwith, "A decision support system for developing evacuation plans around nuclear power stations," *Interfaces*, vol. 24, no. 5, pp. 22–35, 1994.
- [2] R. Hindmarsh, *Nuclear disaster at Fukushima Daiichi: social, political and environmental Issues*. Routledge, 2013.
- [3] C. H. Oh, M. H. Kim, B.-I. Kim, and Y. M. Ko, "An efficient building evacuation algorithm in congested networks," *IEEE Access*, vol. 7, pp. 169480–169494, 2019.
- [4] M. Goerigk, B. Grün, and P. Heßler, "Branch and bound algorithms for the bus evacuation problem," *Computers & Operations Research*, vol. 40, no. 12, pp. 3010–3020, 2013.
- [5] K. Talebi and J. M. Smith, "Stochastic network evacuation models," *Computers & Operations Research*, vol. 12, no. 6, pp. 559–577, 1985.
- [6] T. N. Dhamala, "A survey on models and algorithms for discrete evacuation planning network problems," *Journal of Industrial & Management Optimization*, vol. 11, no. 1, p. 265, 2015.
- [7] L. G. Chalmet, R. L. Francis, and P. B. Saunders, "Network models for building evacuation," *Management science*, vol. 28, no. 1, pp. 86–105, 1982.
- [8] M. Yusoff, J. Ariffin, and A. Mohamed, "Optimization approaches for macroscopic emergency evacuation planning: a survey," in *2008 International symposium on information technology*, vol. 3, pp. 1–7, IEEE, 2008.
- [9] H. Hamacher and S. Tjandra, "Mathematical modeling of evacuation problems: a state of the art. pedestrian and evacuation dynamics," *Institut Techno-und Wirtschaftsmathematik, Tech. Rep.*, 2002.
- [10] N. Altay and W. G. Green III, "Or/ms research in disaster operations management," *European journal of operational research*, vol. 175, no. 1, pp. 475–493, 2006.
- [11] A. Schadschneider, W. Klingsch, H. Klüpfel, T. Kretz, C. Rogsch, and A. Seyfried, "Evacuation dynamics: Empirical results, modeling and applications," *arXiv preprint arXiv:0802.1620*, 2008.
- [12] Y. Zou, S. Zou, and C. Niu, "The optimization of emergency evacuation from nuclear accidents in china," *Sustainability*, vol. 10, no. 8, p. 2737, 2018.
- [13] C. Huang, S. Nie, L. Guo, and Y. Fan, "Inexact fuzzy stochastic chance constraint programming for emergency evacuation in qinshan nuclear power plant under uncertainty," *J. Environ. Inform*, vol. 30, pp. 63–78, 2017.
- [14] M. V. Pereira, S. Granville, M. H. C. Fampa, R. Dix, and L. A. Barroso, "Strategic bidding under uncertainty: a binary expansion approach," *IEEE Transactions on Power Systems*, vol. 20, no. 1, pp. 180–188, 2005.
- [15] F. V. Cerna, M. Pourakbari-Kasmaei, R. A. Romero, and M. J. Rider, "Optimal delivery scheduling and charging of evs in the navigation of a city map," *IEEE Transactions on Smart Grid*, vol. 9, no. 5, pp. 4815–4827, 2017.
- [16] T. Chen, B. Zhang, H. Pourbabak, A. Kavousi-Fard, and W. Su, "Optimal routing and charging of an electric vehicle fleet for high-efficiency dynamic transit systems," *IEEE Transactions on Smart Grid*, vol. 9, no. 4, pp. 3563–3572, 2016.
- [17] J. James and A. Y. Lam, "Autonomous vehicle logistic system: Joint routing and charging strategy," *IEEE Transactions on Intelligent Transportation Systems*, vol. 19, no. 7, pp. 2175–2187, 2017.
- [18] M. Pourakbari-Kasmaei, M. J. Rider, and J. R. S. Mantovani, "An unambiguous distance-based miqp model to solve economic dispatch problems with disjoint operating zones," *IEEE Transactions on Power Systems*, vol. 31, no. 1, pp. 825–826, 2015.
- [19] S. Pineda and J. M. Morales, "Solving linear bilevel problems using big-ms: not all that glitters is gold," *IEEE Transactions on Power Systems*, vol. 34, no. 3, pp. 2469–2471, 2019.
- [20] A. Costa and L. Liberti, "Relaxations of multilinear convex envelopes: Dual is better than primal," in *Experimental Algorithms* (R. Klasing, ed.), (Berlin, Heidelberg), pp. 87–98, Springer Berlin Heidelberg, 2012.