

The Pot of Gold at the End of the Rainbow: What is Success for Open Source Contributors?

Bianca Trinkenreich, Mariam Guizani, Igor Wiese, Tayana Conte, Marco Gerosa, Anita Sarma, Igor Steinmacher

Abstract—Success in Open Source Software (OSS) is often perceived as an exclusively code-centric endeavor. This perception can exclude a variety of individuals with a diverse set of skills and backgrounds, in turn helping create the current diversity & inclusion imbalance in OSS. Because people’s perspectives of success affect their personal, professional, and life choices, to be able to support a diverse class of individuals, we must first understand what OSS contributors consider successful. Thus far, research has used a uni-dimensional, code-centric lens to define success. In this paper, we challenge this status-quo and reveal the multi-faceted definition of success among OSS contributors. We do so through interviews with 27 OSS contributors who are recognized as successful in their communities, and a follow-up open survey with 193 OSS contributors. Our study provides nuanced definitions of success perceptions in OSS, which might help devise strategies to attract and retain a diverse set of contributors, helping them attain their “pots of gold at the end of the rainbow”.

Index Terms—open source software, success, career, qualitative analysis



1 INTRODUCTION

Success in Open Source Software (OSS) encompasses much more than code contributions alone; In the words of one of our participants: Success in OSS is “*contributing more than code, [and involves] contributing documentation, processes ... the governance of the project*”. However, currently there is a misperception that being successful in OSS is determined by programming skills [1]. This perception is promoted in how projects highlight programming-related metrics on their sites (e.g., number of lines of code, number of commits) and in how they determine advancement in roles (e.g., becoming a core member/maintainer, gaining commit access)—all code-centric concepts [2, 3]. Academic research has also, perhaps inadvertently, added to this misperception, as past studies have largely been code-focused. An example is the numerous papers recognizing the “onion model” as *the mechanism through which contributors join, grow, and receive commit access to the code repository* [4, 5, 6, 7].

OSS contributors, however, comprise an heterogeneous group, with differing talents, skills, career goals, and motivations [8, 9, 10, 11]. Some perform a variety of non-code related activities (e.g., advocacy, technical writing, translation, project management) [1, 12] and follow a much different pathway than the celebrated “onion model” [1, 13, 14].

Given the fact that OSS communities involve many more players than simply their “code warriors”, the definition of success must be broadened beyond the quantity of code one produces.

The way we define success has a remarkable impact on the choices we make in our personal and professional lives. Definitions of success can affect our educational choices, decisions of where to work, project involvement, career attainment, life satisfaction and so on [15]. Therefore, it is important to create a comprehensive understanding of the multitude of factors that underpins what success means to an individual in OSS. Without such an understanding, how can OSS communities support diverse individuals whose background, career goals, and pathways do not fit the typical onion model career mold?

In this study, therefore, we tackle the fundamental question: **RQ**. What does it mean to be successful in OSS?

To answer this question, we interviewed 27 OSS contributors who are recognized as successful figures in their communities. We qualitatively analyzed the interviews by using as a lens the “success model” proposed by Dries et al. [16]. We then triangulated our results with data from a survey of 193 OSS contributors.

Our results indicate that the definition of success is multi-faceted and nuanced. It includes both objective perspectives (e.g., monetary compensations, amounts of contribution) as well as subjective perceptions (e.g., recognition in the community, satisfaction). And while the end goal of contributors can be similar, how they go about being successful can be very different for different people and is rooted in their perceptions of what success means to them.

In the words of von Krogh [10]: “*Occasionally, humans also make elaborate detours, strive for bigger things in life, and undertake long voyages to find the gold at the end of the rainbow.*” Thus, it is time that we reflect on what we consider as success in OSS, and how we can help make OSS diverse by

- Bianca Trinkenreich and Marco Gerosa are with School of Informatics, Computing & Cyber Systems of the Northern Arizona University, Flagstaff, AZ, USA.
- Mariam Guizani and Anita Sarma are with School of Electrical Engineering and Computer Science of the Oregon State University, Corvallis, OR, USA.
- Igor Wiese and Igor Steinmacher are with the Department of Computer Science, Federal University of Technology – Paraná (UTFPR), Campo Mourão, PR, Brazil.
- Tayana Conte is with the Institute of Computing (IComp) of the Federal University of Amazonas (UFAM), Manaus, AM, Brazil.

finding different ways to support diverse individuals with diverse backgrounds and motivations and who have diverse definitions of success.

2 DEFINING SUCCESS

Success can be defined as “the accomplishment of desirable work-related outcomes at any point in a person’s work experiences over time” [17] and is a dynamic concept [18]. Existing literature shows that career success can be characterized from different perspectives, such as: job, interpersonal, financial stability, and life success [19]; balance, relationships, recognition, and material success [15]; psychological, and social career success [20]; and extrinsic and intrinsic success [21].

Dries et al. [16] created a comprehensive multidimensional theoretical model to explain success, which encompasses several concepts from the other studies [15, 19, 20, 21, 22, 23, 24, 25, 26, 27] (Figure1).

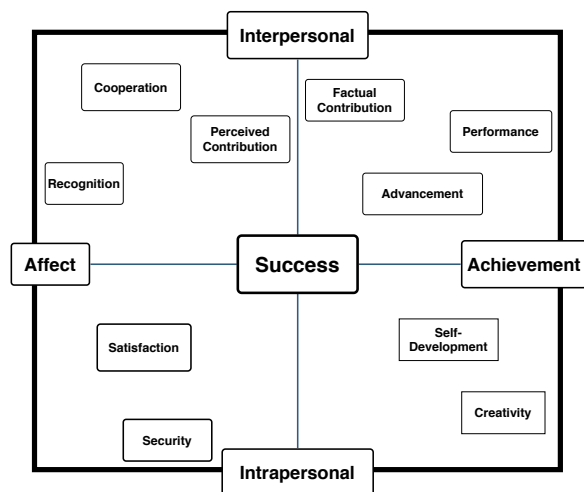


Fig. 1. The multidimensional model of success [16]

This model comprises two dimensions, and further classified into four quadrants, and ten regions. The first dimension is $Affect \times Achievement$. *Affect* represents the subjective side, the feelings and perceptions that cause people to weigh their success as high or low. *Achievement* represents the objective side: the factual accomplishments through which people measure their success.

The second dimension is $Interpersonal \times Intrapersonal$. *Interpersonal* represents actors’ relationships and interactions with the outside world. *Intrapersonal* represents the actor’s “self”, their internal world. The combination of these two dimensions ($Affect \times Achievement$ and $Interpersonal \times Intrapersonal$) generates four quadrants: (Quad1) $Interpersonal \times Affect$; (Quad2) $Interpersonal \times Achievement$; (Quad3) $Intrapersonal \times Achievement$; (Quad4) $Intrapersonal \times Affect$. The multidimensional nature of this model shows how success can have several different—yet complementary—meanings that may serve people with different goals.

Akkermans and Kubasch [28] explain that careers have been changing in the past decades—evolving into more complex and unpredictable endeavors—that require empirical

studies in different domains to understand success. We use the above model to analyze the definition of success in OSS.

3 RESEARCH DESIGN

This section presents the design of our study, which included interviews and a survey, as depicted in Figure 2.

3.1 Interviews: Building the OSS Success Model

Due to the complexity of the phenomenon under study, we started with in-depth interviews to understand how OSS contributors perceive success.

3.1.1 Interviews Planning

For the interviews, we aimed to recruit recognized OSS contributors to understand successful OSS career stories. We started by recruiting invited speakers of the Open Source Software Conference (OSCON-2019), a well-recognized open source conference focused on practitioners. These speakers were invited to give talks in the main lineup of the conference and, arguably, are successful in OSS.

Before OSCON started, We emailed and sent direct messages via Twitter to all panelists whose contact information was publicly available (15). We also approached some of them during the event. We conducted face-to-face interviews with 11 people who agreed to be interviewed. In addition, we used a snowball approach to recruit more interviewees. At the end of each interview we asked them to introduce us to other qualified participants for the study. We conducted 4 additional interviews from this snowballing approach. A majority of our interviewees were women, possibly because they cared about our goal to investigate diversity and inclusion in OSS. This initial imbalance was counterbalanced in the subsequent interviews (see Table 2).

After this first cycle of interviews and analysis, given the gender imbalance in our dataset, we recruited 12 additional participants. We invited maintainers of mature OSS projects who could share their perspectives of contributing to OSS. In both phases of interviews (at OSCON and post event), we used a snowballing approach: at the end of each interview, we asked interviewees to introduce us to other qualified participants for the study, aiming to reach other speakers and successful project maintainers. Our goal was to interview experienced contributors working at least 5 years in well-known and mature OSS projects. We compensated interviewees with a 25-dollar gift card.

Before interviewing participants, we conducted five pilot interviews with a professor and four PhD students who were experienced in OSS. The goal was to solicit feedback on the script and ensure that the interview would fit in a 40- to 60-minute time slot. We analyzed the pilot interview responses to ensure that we answered our research question with an adequate level of detail.

We conducted semi-structured interviews [29]. We used a script as we present in Table 1 to guide the different areas of inquiry, while also listening for unanticipated information during the flow of the conversation. The interviews revolved around the central question: “How would you define being successful in Open Source?” We approached this topic after establishing rapport with the interviewee, asking about their career story and contributions.

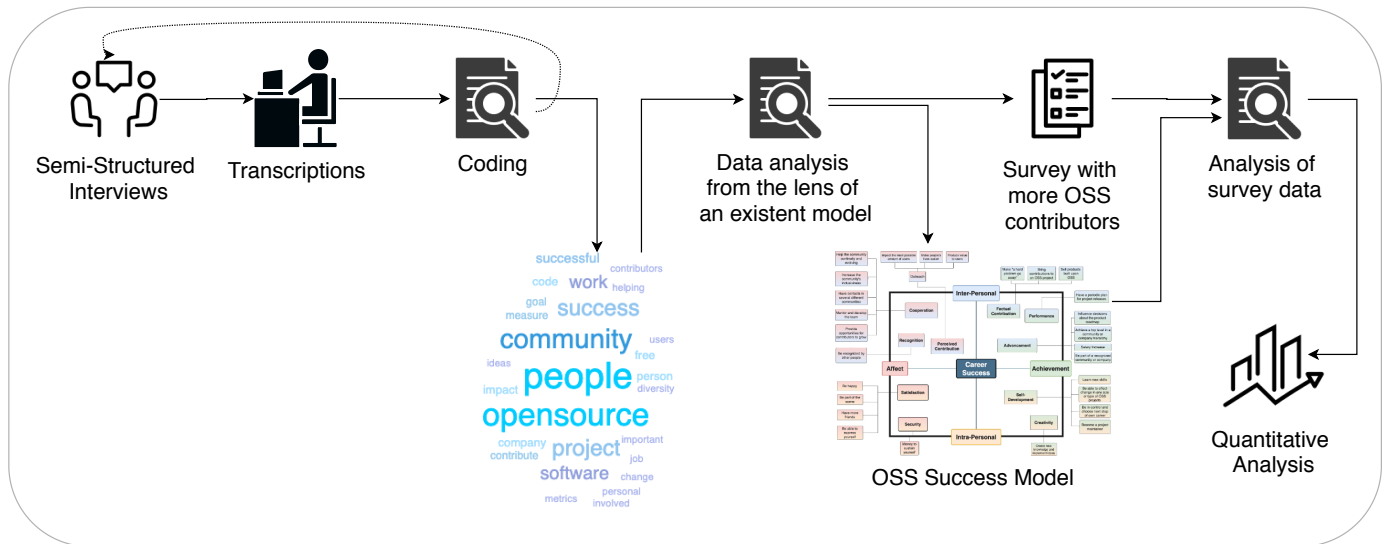


Fig. 2. The research method, which included face to face interviews at the OSCON'19 event and later with OSS maintainers through video conferencing, as well as a large-scale survey. We conducted qualitative analysis to build the OSS Success Model and qualitative and quantitative analysis to triangulate the definition of success we found from the interviews' data

TABLE 1
Interview Script and Survey Questions (excluding demographic questions)

Interview Script
I-1. Can you please tell me all the story of your career? All your professional journey, from the beginning of your career until where you are today
I-2. How would you define yourself as being a successful OSS contributor?
I-3. Is there any kind of success that you didn't achieve yet? What do you plan to achieve in the future?
I-4. Please think about a person you consider successful in OSS. Why do you think this person is successful?
I-5. Now the opposite. Please think about a person you consider not successful in OSS. Why do you think this person is not successful?
Survey Questions
S-1. Do you consider yourself a successful OSS contributor? (Yes/No/I don't Know)
S-2. How would you define a successful person in F/OSS? (Open Question)

We interviewed participants until we could not find any new concept related to our research question for five consecutive interviews. Our final sample comprised 27 participants. Table 2 presents their demographics.

3.1.2 Data Collection

Five researchers participated in performing the interviews, where there were at least 2 researcher per interview. The researchers have at least six years' experience in qualitative studies. The interviews were face-to-face during OSCON and over video conference calls afterward. Interviews lasted between 40 and 60 minutes. With participant consent, we recorded all interviews. The first author of this paper transcribed the interviews for the analysis.

Our sample comprises paid and volunteer contributors across 20 different OSS projects (e.g., Kubernetes, Drupal, R, Noosfero, Fedora, Debian, GitLab), which vary in terms of number of contributors (30 to 3,000 contributors), product domains (including infrastructure and user-application projects), and types (backed by foundations, communities, and companies). Table 2 presents the demographics of our sample. Because of the terms of consent, we cannot link each participant to their projects.

3.1.3 Data Analysis

The data analysis was performed in two stages. In the first stage we analyzed the interview data collected at OSCON 2019 and in the second stage we analyzed the data from the additional interviews. We qualitatively analyzed the transcripts of the interviews by inductively applying open coding in groups, where we identified the definition of success that each participant provided. We built post-formed codes as the analysis progressed and associated them with respective parts of the transcribed text, so as to code the success definitions according to the participants' perspectives, who were identified as P1 to P27.

Researchers met weekly to discuss the coding. We discussed the codes and categorization until reaching consensus about the meaning of and relationships among the codes. The outcome was a set of higher-level categories as cataloged in our codebook¹.

To organize our categories according to Dries et al.'s model [16] (see Section 2), three of the authors conducted multiple card sorting sessions [30], arranging the codes according to the dimensions and regions of the model. More specifically, for each category, we analyzed the definitions of each region of the model and discussed until we reached

1. <https://figshare.com/s/39491da83e398612dffa>

See supplemental for additional details of our analysis, including sample answers to the demographics and open question survey questions, the qualitative analysis codes, as well as details of the chi-square tests.

4 RESULTS

In the following, we present our participants' definitions of success.

4.1 Understanding Success in OSS

Our analysis of the interviews (see Section 3.1.3) revealed 26 categories that explain how our participants defined success. We organized these categories using the multidimensional model of success proposed by Dries et al. [16] (see Section 2), as can be seen in Figure 3. The 26 categories covered all ten regions of the model. Table 4 presents the number of participants (interviews and survey) whose responses fit in each region. The survey analysis did not provide any new definitions of success. In the following, we present our findings organized by quadrant.

4.1.1 Quad1: Interpersonal \times Affect

The first quadrant in Dries et al.'s model [16] is defined by two dimensions: (1) Interpersonal, which represents an individual's relationships with the outside world and (2) Affect, which represents internal feelings and perceptions that characterize success. This quadrant contains three distinct regions of meaning: Cooperation, Perceived Contribution, and Recognition.

COOPERATION (Figure 3.I(a)) is defined as working with others (peers, superiors, subordinates, clients, etc.). The collaborative nature of OSS relates to this region as OSS contributors work together, support their community, and help their peers. In our analysis, we identified five categories which we explain next.

Success included building social capital, i.e., "*having contacts in several communities*" as it allows identifying sources of help quickly when necessary (P8, P17, P21). It also includes being able to contribute to "*community sustainability*", so it can be "*as great as it can possibly be*" (P3) and "*more diverse and more inclusive*" (P13). "*Bringing people together*" (P8) to *increase the community's inclusivity* was also repeatedly mentioned as a factor of success. Participants often mentioned individual success as part of the community's success: "*having a healthy community is probably the most important thing*" (P4) and "*the sign of a healthy open source project is where everybody feels like their voice is heard and their opinion matters*" (P7).

The cooperation aspect of OSS was also highlighted when participants defined their success as the ability to support others' success by "*providing opportunities for contributors to grow*" (P7) and "*become more present and productive*" (P15) by "*giving everybody the opportunity [to climb] the contributor ladder*" (P7).

Participants also cited success as being a *mentor* who is "*friendly, didactic, and receptive to increase contributions*" (P2 and P20), "*who [neither] burn themselves out, [nor act as] the hero in the situation*" (P15). An OSS mentor plays a crucial role in collaborative communities and influences the

degree to which a newcomer relates to an OSS community and identifies with it [12]. Indeed, our participants mentioned that newcomers need to "*feel they are heard*" (P3), and that successful mentors *develop the team* by "*let[ting] people participate*" (P4) and "*being open to new ideas, whether that could be coding, helping to figure out what the roadmap is, identifying features, identifying bugs, kind of all those things coming together*" (P4).

PERCEIVED CONTRIBUTION (Figure-3.I(b)), according to Dries et al. [16], equates with serving society. In the context of OSS success, our participants mentioned perceived contribution from the perspective of *outreach*—i.e., "*impact on people in the world*" (P11). Participants considered themselves as successful when the product they contribute to has "*high adoption*" (P9), "*produce[s] value for the people*" (P17), "*leave[s] a legacy*" (P25), and makes people's lives easier" (P5).

RECOGNITION (Figure-3.I(c))—or being adequately rewarded and appreciated for one's efforts or talents [16]—was also mentioned by our participants. P13, for example, defined success as "*being recognized by the community and the project's stakeholders.*" P1 considered recognition as awareness that "*the maintainer of these projects know that they can come to [participate] as a subject matter expert*" (P1).

4.1.2 Quad2: Interpersonal \times Achievement

As per Dries et al. [16], this quadrant includes accomplishments external to the actor's "self"; and contains three distinct regions: Advancement, Performance, and Factual Contribution.

ADVANCEMENT (Figure-3.II(a)) is defined as progressing and growing in terms of level and experience. In the OSS context, this relates to *influencing decisions* about the product, being [part of] an "*influential community that is well recognized*" (P21), *receiving job offers*, "*writing the[ir] own ticket*" in their career (P12), receiving a *salary increase*, or *achieving a top-level position*. "*Money*", in some cases, was mentioned as representing growth (e.g., "*salary going up*" (P16)), which differs from some other cases in which money represented a way of earning a living from OSS, which we classify as SECURITY.

The PERFORMANCE (Figure 3.I(b)) region is defined as attaining verifiable results and meeting set goals [16]. In our context, this translated to having a *plan for project releases* "*depending on what the goals of the project are, such as working on a new release every six months*" (P4). Project planning activities show the relation of the actor to the external world (interpersonal dimension), as explained by P4: "*if [one is] not making [the release], [they are] letting a lot of people down*".

FACTUAL CONTRIBUTION (Figure-3.II(c)) is about individually contributing to the collective [16]. An indication of success in this region includes *bringing contributions to an OSS project*, by "*getting a change that you wrote, accepted*" (P12), including "*a code change, a documentation change... [or otherwise] getting something you made merged*" (P12). Besides code contributions, interviewees mentioned other factual contributions pertaining to implementing ideas, changes, or any type of revisions or contributions to the project, as well as "*actively reviewing and looking at what*

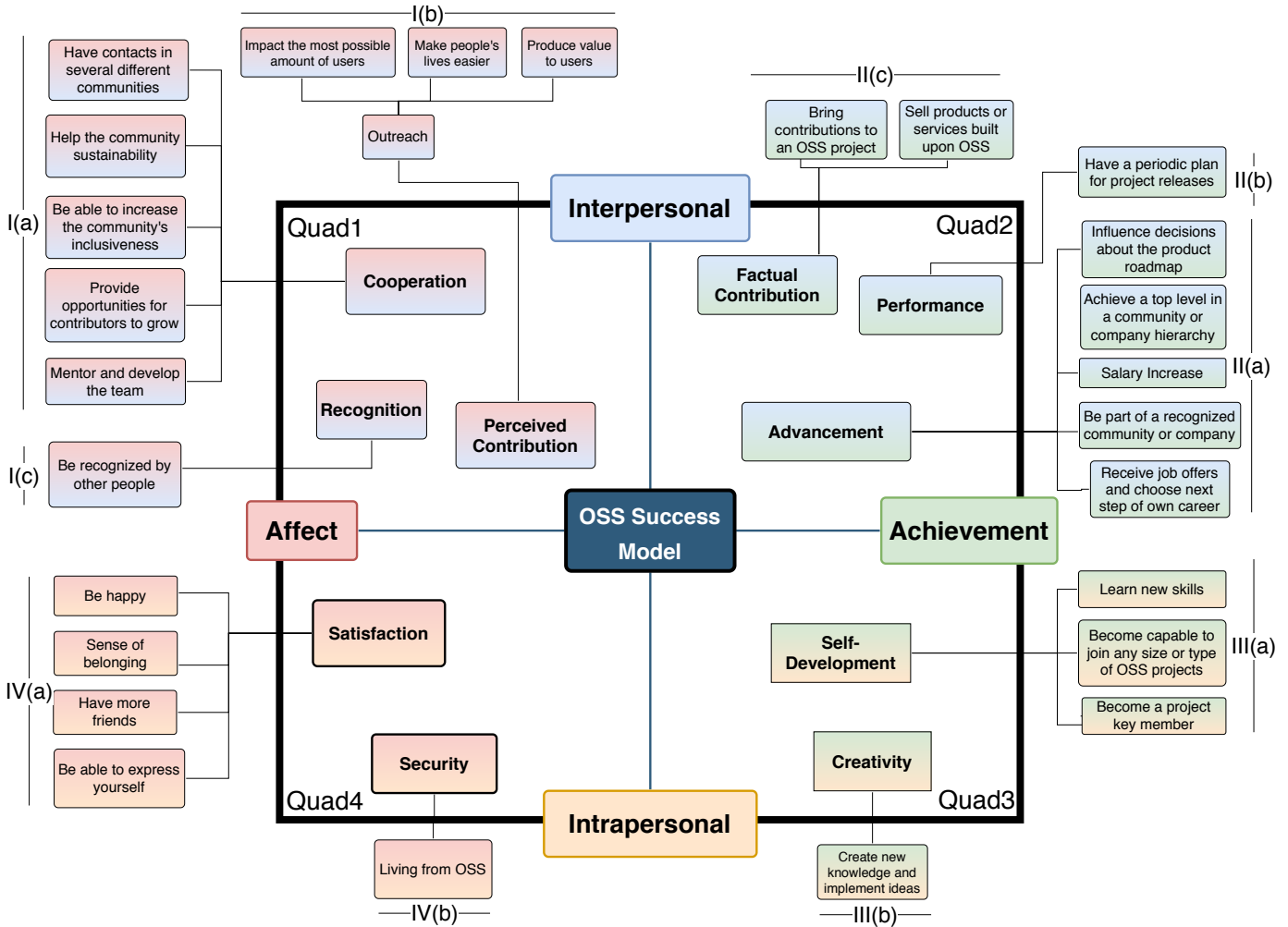


Fig. 3. OSS Success Model. We mapped our participants’ definitions (shown outside the bold square) to Dries et al.’s model [16], which organize success in four quadrants.

people are suggesting” (P2). Contributions can also represent something tangible, as having financial gains when “selling the platform” (P6) or when having a “ventured organization” (P6).

4.1.3 Quad3: Intrapersonal × Achievement

Dries et al. [16] describe this quadrant as including real accomplishments of the actor’s “self”. It contains two distinct regions of meaning: Self-Development and Creativity.

SELF-DEVELOPMENT (Figure-3.III(a)) is defined as realizing one’s potential through self-management of challenges and learning experiences [16]. This has been a classical motivation for contributing to OSS [8, 9, 34]. However, success definitions cited by our participants go beyond “learning new skills” (P16). The also include serving as a *key project member* by “being a mature reviewer and contributor” (P2) “capable of effecting change in an open source project, from the small to the large” (P7).

CREATIVITY (Figure-3.III(b)) is about making something innovative and extraordinary [16]. We found this to mean the freedom to “create new knowledge” (P3), but also as the possibility of “propagating ideas” (P3). Creativity is relevant to the OSS context as individuals from creative communi-

ties have greater opportunities to express themselves and experience a sense of accomplishment [34].

4.1.4 Quad4: Intrapersonal × Affect

The Intrapersonal × Affect quadrant includes feelings and perceptions that characterize the career of an actor’s “self” [16], which contains two regions: Satisfaction and Security.

SATISFACTION (Figure-3.IV(a)) is about achieving happiness and personal satisfaction, either in the family or in the work domain [16]. Participants mentioned satisfaction as “being happy” (P1, P16, P26), which also included “being able to express yourself” (P10). They talked about their *sense of belonging* and “need for emotional inclusion” (P16), “participating in the world that is being created” (P10), and having “a ton of friends and people [who they] would hang out with or chat with, about non technical stuff” (P5).

SECURITY (Figure-3.IV(b)) means meeting one’s financial or employment needs [16]. Participants mentioned success as being able to *make a living from OSS*— to “receive money as an OSS developer” (P24) and “prioritize what [financially] sustains you” (P19).

TABLE 4
Success meanings from the interviews and the survey classified per Dries et al.'s model [16]

	Region	Participants' IDs (Interviews)	# Interviews (total: 27)	# Survey (total: 193)
Participants who mentioned at least one Region in Inter-personal			26	162 (84%)
Quad1	Cooperation	P2, P3, P4, P5, P7, P8, P13, P15, P17, P20, P21	11	19 (8%)
	Perceived Contribution	P5, P6, P9, P11, P17, P18, P21, P22, P25	9	57 (30%)
	Recognition	P1, P9, P13, P22, P23, P25	6	29 (12%)
Participants who mentioned at least one Region in Q1			19	93 (48%)
Quad2	Advancement	P1, P10, P12, P16, P20, P21, P22, P23, P24	8	8 (4%)
	Performance	P4	1	0 (0%)
	Factual Contribution	P2, P6, P12, P14, P18, P19, P20, P21	8	74 (38%)
Participants who mentioned at least one Region in Q2			15	81 (42%)
Participants who mentioned at least one Region in Intra-personal			11	49 (25%)
Quad3	Self-Development	P7, P16, P18, P19, P20, P21, P24	7	19 (8%)
	Creativity	P10	1	2 (1%)
Participants who mentioned at least one Region in Q3			8	21 (11%)
Quad4	Satisfaction	P1, P5, P10, P16, P21	5	13 (5%)
	Security	P19, P24	2	17 (7%)
Participants who mentioned at least one Region in Q4			7	30 (16%)

Quad1: Interpersonal x Affect; **Quad2:** Interpersonal x Achievement; **Quad3:** Intrapersonal x Achievement; **Quad4:** Intrapersonal x Affect
The total per quadrant is not the sum of the regions since the participants often provided an answer that was categorized into **more than one region**.

Success is a multifaceted and complex concept, including both objective metrics and subjective perceptions of accomplishments. Despite its vastly different philosophy of contribution, OSS can provide similar avenues for success as described by Dries et al.'s model.

4.2 Survey analysis

As explained in Section 3.2, we conducted a survey to triangulate the definitions of success we identified from the interviews, expanding our population and checking if we could find any new definition of success. We qualitatively analyzed the 193 answers to our survey open question. Similar to interviews, the participants often provided multiple definitions, which could be categorized into more than one region from Dries' model [16].

The survey analysis did not reveal any new categories. Thus, the 26 codes from our *interviews* were sufficient to encompass the definition of success from the survey respondents.

In this section, we look deeper into the survey results to understand the prevailing definitions of success among our respondents and across different demographics. When presenting the results, we use supplementary and corroborative counting of the survey responses to triangulate qualitative analysis of the definitions of success [35].

The dimensions of success. The majority of respondents defined success as the relationships with the external world (Interpersonal) rather than within the actor's self (Intrapersonal), accounting for 84% vs. 25% of respondents. For the Interpersonal dimension, respondents identified success across both ends of the Affect and Achievement spectrum—25% were related to the Affect dimension and 49% were related to Achievement. When considering definitions related to Intrapersonal, none of the regions were mentioned by more than 10% of the respondents. This preponderance of definitions related to the Interpersonal side could be because of the collaborative nature of peer-production sites such as OSS, where contributing to a common good and

being recognized for it have been cited as key motivation factors [8, 9, 10, 36, 37].

In fact, FACTUAL (38%) and PERCEIVED CONTRIBUTION (30%) were the most mentioned regions, followed by RECOGNITION (12%). None of the other regions across all quadrants had more than 10% responses. These responses reflect that in OSS, while making contributions matters, the way that others (community, peers, society) value the contributions is also an important indicator of success.

Respondents who identified FACTUAL CONTRIBUTION as a definition of success emphasized that the number, size, and frequency of contributions can be objective concepts to quantify a significant contribution to the community. They defined success as “*finding a way to sustainably contribute*” (S25), or being “*someone who is able to regularly contribute*” (S11) and “*spending time on the project often*” (S68). By doing so, a successful contributor is the one who provides “*a wide spectrum contributions*” (S6). Moreover, respondents identified different types of contributions for contributors in different project-centric or community-centric roles [1], as mentioned by S2: “*Successful contributors add or change major features, and organize the community*”.

Those who considered PERCEIVED CONTRIBUTION as their meaning of success emphasized the importance of their contribution such as, publishing and maintaining software that is used by and useful to a lot of people. According to S136, the perceived value of their contribution could be measured by “*how many people have used the OSS code and how much value has it created*”. Some of these definitions of success in OSS included: “*someone who publishes and maintains software that is useful for a lot of people or for the user community*” (S3) and “*when the software solves and helps real world problems*” (S169).

Finally, our respondents reflected many different perceptions of success related to RECOGNITION in their community; which included “*having a high number of stars on the own repository in GitHub*” (S58 and S109), “*receiving donations*” (S21), and “*being invited for conference invites/talks*” (S16).

Demographics and the meaning of success As recent

literature has shown, the OSS community is becoming more diverse in terms of the gender of contributors, types of contributions, and financial rewards [1, 12]. We took a deeper look into these demographic subgroups with respect to their definitions of success. Understanding how different demographics perceive success can help us create mechanisms to better support diverse demographics, thereby helping improve the state of diversity in OSS. Figure 4 illustrate the definition of success by each demographic subgroup.

From the 193 survey respondents, 165 identified as men, 16 as women, and 2 as non-binary. The gender distribution of our respondents matches that of those reported in other OSS studies ([38, 39, 40]). We dropped from this analysis the 10 respondents who did not disclose their gender. Comparing the distributions of definitions reported by men and women, we could not find statistically significant differences between the two groups neither in terms of quadrants, nor in terms of regions. As illustrated in Figure 4, both men and women more frequently mentioned success definitions classified in the Interpersonal quadrants (Quad1/Quad2) than those in Intrapersonal (Quad3/Quad4).

Our survey included answers from 163 *coders* and 30 *non-coders*, i.e., those who work only on non-code related activities (e.g., advocacy, license management, technical writing). We could not find statistically significant differences between the distribution of answers from the two subgroups. We could also not find statistically significant differences when sub-grouping based on compensation (paid vs. unpaid). The statistical test results including the p-values of these comparisons are in the supplementary material.

The Interpersonal dimension plays a dominant role in the definition of success, in which factual and perceived contributions are the most referenced, followed by recognition. Contributors across different demographic groups—gender, contribution type (code vs non-code), and compensation (paid vs. non-paid)—report similar perception of success.

5 DISCUSSION

5.1 Success is multifaceted and hard to measure

Success in OSS is a complex concept with multiple dimensions. Our participants reported different definitions for success, encompassing all the regions of the Dries et al.'s model [16]. Even a single person's understanding can span multiple dimensions. Therefore, the current view of successful OSS contributors being code "hackers" [34] is inadequate, even from the point of view of coders. Success in OSS is a nuanced, multifaceted concept that goes well beyond becoming a core member or a maintainer.

This variety of perspectives makes it challenging to measure success. Even common terms, such as "contribution," can be understood from different perspectives. While some people consider achieving a high number of contributions or becoming a frequent contributor as a measure of success, others relate success to the impact of their contribution—or how it is perceived by their users, community, or society. Current literature, tools, and project infrastructures,

unfortunately, tend to focus on the measurement of code-centric contributions (e.g., [37, 41, 42]). However, there are subjective perspectives of success closer to the *Affect* dimension that also need to be measured. For example, how does one measure contributions for those who mentor or work to make their communities inclusive (Quad1). The benefits of these types of contributions are intangible and by its very nature difficult to measure. In fact, our results show even tangible products, such as money, can itself represent multiple meanings of success; SECURITY when related to making a living from OSS, and ADVANCEMENT, when related to career growth (salary increase). Therefore, it is important that researchers and practitioners take a more nuanced approach in developing ways to evaluate success, considering the multitude of profiles and activities that are now part of OSS. There is no "one size fits all" measure of success.

5.2 Coders & non-coders look for the same pot of gold

While coders and non-coders may contribute differently to OSS, they perceive success in similar ways. Our analyses (Figure 4) show that both coders and non-coders often mentioned definitions that relate to the *Interpersonal* dimension.

Despite this commonality in the definitions of success between coders and non-coders, prior research has shown that they perform different roles and have different career pathways in OSS [1, 12]. These pathways may include not only code-centric, but also community-centric activities, including advocacy, community building, mentorship, and technical writing. These activities are important for projects' sustainability and growth, but are currently not well-recognized.

Therefore, showing individuals that there are multiple ways to achieve success is important, regardless of their roles. To do so, current strategies and metrics to support contributors need to be adapted to consider the multitude of success definitions not only for code-related activities, but also for activities not directly related to code. For example, coders gain recognition from having their names in a "credits" file or badges in their profiles, but non-coders are commonly overlooked because their activities are harder to quantify [43]. Identifying ways of showing RECOGNITION for non-coders is important too, not only to help them get "credit" for their work, but also to reflect their expertise.

5.3 Subjective definitions of success is prevalent

In our study, both men and women mentioned success definitions related to the *Affect* and *Achievement* dimensions at similar rates. Contrary to research in other domains [15, 44, 45] which found that men relate success to tangible and objective outcomes, the men in our study often provided meanings of success related to the subjective side.

We hypothesize that the nature of OSS defines how people see success in this context. OSS is an open collaboration community [46], in which collective work is central to the success of projects. Additionally, altruism, reciprocity (giving back), and maintaining high-quality social bonds are common motivations to contribute to OSS [10, 36]. These motivations relate to working together to create better software and for the greater good. Therefore, individuals

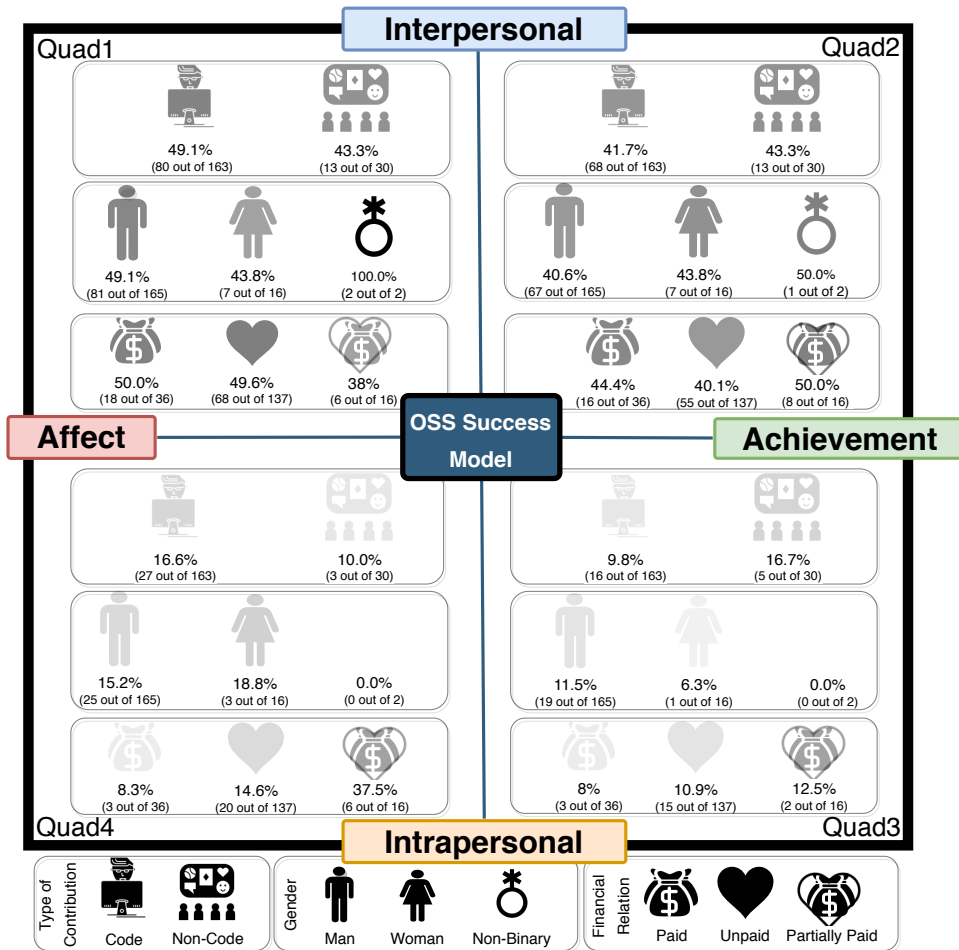


Fig. 4. Subgroup analysis of the meanings of success. The icons' opacity represent the percentage of each group for the quadrant. Darker means higher and lighter means lower percentage. Some respondents provided answers about success that accounted for more than one quadrant.

who are attracted to an open-collaboration community may attribute a high value to these dimensions.

5.4 Implications

In addition to the implications mentioned as part of the discussion, we highlight another set of ways that our results may inspire researchers and communities.

The definition of success presented here can help OSS communities and organizations better support contributors on achieving the success for which they aim [47]. By understanding how contributors perceive success (and what they seek), leaders can cultivate practices that highlight the success attributes within their teams. This may guide OSS projects that face a high turnover rate in designing retention initiatives.

For novice professionals and those joining their career in software development, the results show that OSS offers different “pots of gold.” By shedding light on what success means in OSS, we may show that OSS is attractive and that it is possible for them to achieve their long-term goals.

Individuals with diverse backgrounds and definitions of success may need different engagement strategies. By recognizing that success is multifaceted and multiple success definitions apply to OSS, communities can leverage

our (sub-)categories to support the growth of individuals with different success definitions. For example, one strategy that communities employ is organize meetups with different communities to increase contributors’ social capital; “Having contacts in several different communities”(Fig.3 I(a)) was frequently mentioned as a success factor). Another strategy could employing different recognition programs that value different types of contributions [1], aiming at those who perceive success as “being recognized”(Fig.3 I(c)).

The multitude and nuances in the definitions of success can serve as input to different research topics that have been investigated in the context of OSS. It is important to find ways to support the growth of people whose background is not related to software development. Their activities are harder to quantify, given that they usually do not leave traces on project repositories. Thus, this may pose challenges that go beyond just proposing metrics, and toward proposing changes on how these activities are performed, logged, and weighted. This may have additional impact on topics like mining and creating virtual resumes for hiring purposes [48], recommending mentors [49], and providing paths to becoming central to the project [6, 50].

6 RELATED WORK

We could not find any software engineering research investigating the meaning of success for OSS contributors, but there are several studies about being a “great” software engineer and a “great” manager. Li et.al [51] conducted a study to reveal the characteristics that distinguish “great” software engineers. Authors found that the top five characteristics are writing good code, regulating behaviors to account for future value and costs, exercising informed decision-making, avoiding making colleagues’ work harder, and constantly learning. Kalliamvakou et. al [52] investigated the attributes of a “great” manager. According to their study, some level of technical skills is necessary, but not as relevant as management skills to guide engineers to make decisions, to motivate them, and to mediate their presence in the organization. The focus of both studies is not on what means to be a successful software engineer or manager—“greatness”—, but the competences and skills to be “great.”

Kimmelman [47] investigated the technical, social, and personal competencies developers need according to their stage in OSS projects. The author argues that these competences can support or hinder a successful career by regulating professional behavior. The author investigated the competences and skills needed to advance in an OSS career, but not what it means to be successful.

Some researchers investigated success from the point of view of the OSS projects. Crowston et al. [53] analyzed how to assess the success of OSS projects, based on a literature review and the opinion of SlashDot OSS developers. Subramaniam et al. [54] also assessed the success of OSS projects by using longitudinal data on OSS projects and examining the relationship between OSS project success and OSS project characteristics. Midha et al. [55] selected two measures of OSS project success, project popularity and developer activity, to apply and investigate over 283 OSS projects over time. Sen et al. [56] also presented a study about the definition and metrics to evaluate the success of OSS projects.

Some research considers core developers as “elite contributors” [7] or code heroes [6], who receive commit rights based on trust [57]. Although code heroes are valuable for OSS projects [6], being a core developer is not the only way to be successful. According to Zhou and Mockus [50], newcomers stay longer and become Long Term Contributors (LTC) if they start with comments and demonstrate a highly community-oriented attitude. While the theoretical converging lens orients most OSS research efforts towards the project-centric and technical side of OSS project development, our study aims to unveil other perspectives of success beyond the traditional ways to measure success of OSS contributor.

Finally, success perceptions and motivation behind contributing to OSS are interrelated, complement each other, and can play different roles. Past work has studied what motivates people to contribute to OSS (e.g., [9, 10, 36]). However, when considering the comprehensive motivation model by Von Krogh et al. [10], some motivation factors do not map to our model (e.g., “Own-use”) while some of our success definitions do not map to motivation factors (e.g., “Have a plan for project releases (Performance)”. On the

other hand, there is an intersection between definitions of success and motivation factors. For example, money, ideology, and reputation can be found both in the OSS motivation literature [10] and in our model of success perceptions. Our results can be used in future work to investigate how OSS contributors with different motivations perceive success.

7 LIMITATIONS

Internal validity. The characteristics of our sample may have influenced our results. A great part of our interviewees (11 out of 27) were speakers at an OSS conference and half (13 out of 27) of the interviewee identified as women, even though we did not push toward having an equal gender split. This diversity of profiles helped bring a more diverse perspective about the phenomenon. Our survey, which received almost 200 answers, corroborated our results. The distribution of our survey demographics is similar to the larger OSS population as reported elsewhere [38, 39, 58, 59].

Construct validity. The main threat to construct validity in this work relates to the question about success, which explicitly asks how the respondent defines a successful person in OSS. While the question refers to the individual’s perspective, respondents could interpret the question differently and answer from the perspective of a typical contributor. This was not a problem for the interviews, since we would have been able to clarify the question (none of the interviewees misinterpreted this question). We believe this threat to be minimal in the survey too based on our pilot studies. Moreover, individuals’ perceptions about typical and prominent participants in the OSS ecosystem are also relevant in creating a broad understanding of success.

Survival bias. Our results reflect the opinion of current contributors, who joined OSS and made it past the initial contribution barriers [60]. Therefore, to promote diversity in OSS, we acknowledge that additional research is necessary to understand success from the perspective of those who do not make it past the initial barriers and those who are currently not attracted to OSS.

Recall bias. Moreover, as our survey question was open ended, our results could be impacted by either salience bias, where respondents focus on definitions that are prominent or emotionally striking and not necessarily all the factors that matter; or by memory bias, where participants answered questions based on what they can first recall and not necessarily what’s most important to them.

Data Consistency. Consistency refers to ensuring that the results consistently follow from the data and there is no inference that cannot be supported after the data analysis [61]. To increase consistency, we performed data analysis in a group of three researchers. We had weekly meetings to discuss and adjust codes and categories until we reached agreement. In the meetings, we also checked the consistency of our interpretations, continually discussing our results based on definitions of Dries et al.’s model [16]. All analysis was thoroughly grounded in the data collected and exhaustively discussed amongst the whole team to reach an agreement. The team includes researchers with extensive experience in qualitative methods.

Theoretical saturation. A potential limitation in qualitative studies regards reaching theoretical saturation. In this

study, we interviewed 27 participants with different backgrounds and perceptions about the studied phenomenon. The participants are diverse in terms of gender, number of years involved with OSS, and highest achieved academic degree. We kept inviting participants until we could not find any new concept for five consecutive interviews. Moreover, we collected answers from 193 respondents about what it means to be a successful OSS contributor, and we could not find any new meanings. Therefore, although theoretical saturation cannot be claimed, we believe that we obtained a consistent and comprehensive account of the phenomenon.

8 CONCLUSION

In this paper, we investigate how OSS contributors define success. OSS has considerably changed over the last 20 years, from a generation of code-oriented volunteers to an ecosystem in which industry consortia push OSS projects forward with a significant amount of professional and paid contributors [62]. Our results show that OSS contributors have a broader perspective on success than the narrow focus on code-related activities—which is better supported by current tools and practices.

Our study of 27 interviews with well-recognized OSS contributors and a follow-up survey of 193 OSS contributors reveal a multi-faceted definition of success. We found 26 categories of definitions through our interviews and framed them through the theoretical lens of an existing success model by Dries et al. [16].

Our analysis shows that success is a multi-faceted complex concept, including both objective and subjective accomplishments. Even tangible items such as “money” can mean different things to different people (e.g., a way to advance in career or a way to secure a living). Despite its vastly different philosophy of contribution, OSS actually provides similar avenues for success as in more traditional career models. A key difference from other traditional models however was the predominance of success definitions in the interpersonal dimension. This was common across all respondents irrespective of gender, role, or employment status in OSS.

In conclusion, we hope our work in revealing the nuanced definitions of success that OSS contributors have can help us find out how to support diverse individuals with diverse backgrounds. Let us work together to support the different contribution pathways to help individuals reach that elusive pot of gold at the end of the rainbow.

ACKNOWLEDGMENTS

We would like to thank all our interviewees and survey participants for their time and insights. This work is partially supported by the National Science Foundation under Grant numbers 1815486, 1815503, 1900903, and 1901031, CNPq grant #313067/2020-1.


REFERENCES

- [1] B. Trinkenreich, M. Guizani, I. Wiese, A. Sarma, and I. Steinmacher, “Hidden figures: Roles and pathways of successful oss contributors,” *Computer Supported Cooperative Work (CSCW)*, vol. 4, no. 180, 2020.
- [2] M. AlMarzouq, V. Grover, and J. B. Thatcher, “Taxing the development structure of open source communities: An information processing view,” *Decision Support Systems*, vol. 80, pp. 27–41, 2015.
- [3] J. Colazo, “Performance implications of stage-wise lead user participation in software development problem solving,” *Decision support systems*, vol. 67, pp. 100–108, 2014.
- [4] Y. Ye and K. Kishida, “Toward an understanding of the motivation open source software developers,” in *25th international conference on software engineering*. IEEE Computer Society, 2003, pp. 419–429.
- [5] C. Jergensen, A. Sarma, and P. Wagstrom, “The onion patch: migration in open source ecosystems,” in *19th ACM SIGSOFT symposium and the 13th European conference on Foundations of software engineering*. ACM, 2011, pp. 70–80.
- [6] A. Agrawal, A. Rahman, R. Krishna, A. Sobran, and T. Menzies, “We don’t need another hero,” in *40th International Conference on Software Engineering Software Engineering in Practice-ICSE-SEIP*, vol. 18, 2018.
- [7] Z. Wang, Y. Feng, Y. Wang, J. A. Jones, and D. Redmiles, “Unveiling elite developers’ activities in open source projects,” *Transactions on Software Engineering and Methodology (TOSEM)*, vol. 29, no. 3, pp. 1–35, 2020.
- [8] S. O. Alexander Hars, “Working for free? motivations for participating in open-source projects,” *International journal of electronic commerce*, vol. 6, no. 3, pp. 25–39, 2002.
- [9] G. Hertel, S. Niedner, and S. Herrmann, “Motivation of software developers in open source projects: an internet-based survey of contributors to the linux kernel,” *Research policy*, vol. 32, no. 7, pp. 1159–1177, 2003.
- [10] G. Von Krogh, S. Haefliger, S. Spaeth, and M. W. Wallin, “Carrots and rainbows: Motivation and social practice in open source software development,” *MIS quarterly*, pp. 649–676, 2012.
- [11] R. A. Ghosh, “Understanding free software developers: Findings from the floss study,” *Perspectives on free and open source software*, vol. 28, pp. 23–47, 2005.
- [12] K. Carillo, S. Huff, and B. Chawner, “What makes a good contributor? understanding contributor behavior within large free/open source software projects—a socialization perspective,” *The Journal of Strategic Information Systems*, vol. 26, no. 4, pp. 322–359, 2017.
- [13] D. Nafus, “‘patches don’t have gender’: What is not open in open source software,” *New Media & Society*, vol. 14, no. 4, pp. 669–683, 2012.
- [14] E. H. Trainer, C. Chaihirunkarn, A. Kalyanasundaram, and J. D. Herbsleb, “From personal tool to community resource: What’s the extra work and who will do it?” in *18th ACM Conference on Computer Supported Cooperative Work & Social Computing*, 2015, pp. 417–430.
- [15] L. S. Dyke and S. A. Murphy, “How we define success: A qualitative study of what matters most to women and men,” *Sex Roles*, vol. 55, no. 5-6, pp. 357–371, 2006.
- [16] N. Dries, R. Pepermans, and O. Carlier, “Career success: Constructing a multidimensional model,” *Journal of Vocational Behavior*, vol. 73, no. 2, pp. 254–267, 2008.
- [17] M. B. Arthur, S. N. Khapova, and C. P. Wilderom, “Career success in a boundaryless career world,” *Jour-*

- nal of Organizational Behavior: The International Journal of Industrial, Occupational and Organizational Psychology and Behavior*, vol. 26, no. 2, pp. 177–202, 2005.
- [18] M. L. Savickas, “The theory and practice of career construction,” *Career development and counseling: Putting theory and research to work*, vol. 1, pp. 42–70, 2005.
- [19] U. E. Gattiker and L. Larwood, “Subjective career success: A study of managers and support personnel,” *Journal of business and psychology*, vol. 1, no. 2, pp. 78–94, 1986.
- [20] E. Hennequin, “What “career success” means to blue-collar workers,” *Career development international*, 2007.
- [21] J. Sturges, “What it means to succeed: Personal conceptions of career success held by male and female managers at different ages,” *British journal of management*, vol. 10, no. 3, pp. 239–252, 1999.
- [22] E. H. Schein *et al.*, “Career anchors and job/role planning: The links between career pathing and career development,” 1990.
- [23] M. D. Lee, P. Lirio, F. Karakas, S. M. MacDermid, M. L. Buck, and E. E. Kossek, “Exploring career and personal outcomes and the meaning of career success among part-time professionals in organizations,” *Research companion to work hours and work addiction*, pp. 284–309, 2006.
- [24] B. Parker and L. H. Chusmir, “Motivation needs and their relationship to life success,” *Human Relations*, vol. 44, no. 12, pp. 1301–1312, 1991.
- [25] G. R. Nabi, “The relationship between hrm, social support and subjective career success among men and women,” *International journal of manpower*, 2001.
- [26] D. T. Hall, *Careers in organizations*. Goodyear Pub. Co., 1976.
- [27] —, “Career dynamics: Matching individual and organizational needs; self-assessment and career development; teacher” s manual for self-assessment and career development,” *Journal of Applied Behavioral Science*, vol. 15, no. 2, pp. 233–238, 1979.
- [28] J. Akkermans and S. Kubasch, “# trending topics in careers: a review and future research agenda,” *Career Development International*, 2017.
- [29] C. B. Seaman, “Qualitative methods in empirical studies of software engineering,” *IEEE Transactions on software engineering*, vol. 25, no. 4, pp. 557–572, 1999.
- [30] D. Spencer, *Card sorting: Designing usable categories*. Rosenfeld Media, 2009.
- [31] A. L. Strauss and J. M. Corbin, *Basics of qualitative research : techniques and procedures for developing grounded theory*. Thousand Oaks: Sage Publications, 1998.
- [32] S. Easterbrook, J. Singer, M.-A. Storey, and D. Damian, “Selecting empirical methods for software engineering research,” in *Guide to advanced empirical software engineering*. Springer, 2008, pp. 285–311.
- [33] C. Wohlin and A. Aurum, “Towards a decision-making structure for selecting a research design in empirical software engineering,” *Empirical Software Engineering*, vol. 20, no. 6, pp. 1427–1455, 2015.
- [34] K. R. Lakhani and R. G. Wolf, “Why hackers do what they do: Understanding motivation and effort in free/open source software projects,” MIT, Tech. Rep., 2003.
- [35] D. R. Hannah and B. A. Lautsch, “Counting in qualitative research: Why to conduct it, when to avoid it, and when to closet it,” *Journal of Management Inquiry*, vol. 20, no. 1, pp. 14–22, 2011.
- [36] M. Gerosa, I. Wiese, B. Trinkenreich, G. Link, G. Robles, C. Treude, I. Steinmacher, and A. Sarma, “The shifting sands of motivation: Revisiting what drives contributors in open source,” in *Proceedings of the 43rd International Conference on Software Engineering (ICSE)*, 2021.
- [37] J. A. Roberts, I.-H. Hann, and S. A. Slaughter, “Understanding the motivations, participation, and performance of open source software developers: A longitudinal study of the apache projects,” *Management science*, vol. 52, no. 7, pp. 984–999, 2006.
- [38] B. Vasilescu, D. Posnett, B. Ray, M. G. van den Brand, A. Serebrenik, P. Devanbu, and V. Filkov, “Gender and tenure diversity in github teams,” in *33rd annual ACM conference on human factors in computing systems*, 2015, pp. 3789–3798.
- [39] G. Robles, L. A. Reina, J. M. González-Barahona, and S. D. Domínguez, “Women in free/libre/open source software: The situation in the 2010s,” in *IFIP International Conference on Open Source Systems*. Springer, 2016, pp. 163–173.
- [40] V. Singh, “Women participation in open source software communities,” in *13th European Conference on Software Architecture-Volume 2*, 2019, pp. 94–99.
- [41] W. Huang, W. Mo, B. Shen, Y. Yang, and N. Li, “Cpdscore: Modeling and evaluating developer programming ability across software communities.” in *International Conference on Software Engineering and Knowledge Engineering (SEKE)*, 2016, pp. 87–92.
- [42] G. R. Bergersen, D. I. Sjøberg, and T. Dybå, “Construction and validation of an instrument for measuring programming skill,” *IEEE Transactions on Software Engineering*, vol. 40, no. 12, pp. 1163–1184, 2014.
- [43] A. Barcomb, A. Kaufmann, D. Riehle, K.-J. Stol, and B. Fitzgerald, “Uncovering the periphery: A qualitative survey of episodic volunteering in free/libre and open source software communities,” *IEEE Transactions on Software Engineering*, 2018.
- [44] Y. Cho, J. Park, S. Jeoung, B. Ju, J. You, A. Ju, C. K. Park, H. Y. Park *et al.*, “How do south korean female executives’ definitions of career success differ from those of male executives?” *European Journal of Training and Development*, 2017.
- [45] A. M. Porter, “Physics phds ten years later: Success factors and barriers in career paths. results from the phd plus 10 study.” *AIP Statistical Research Center*, 2019.
- [46] A. Forte and C. Lampe, “Defining, understanding, and supporting open collaboration: Lessons from the literature,” *American behavioral scientist*, vol. 57, no. 5, pp. 535–547, 2013.
- [47] N. Kimmelman, “Career in open source? relevant competencies for successful open source developers,” *it-Information Technology it-Information Technology*, vol. 55, no. 5, pp. 204–212, 2013.
- [48] A. Sarma, X. Chen, S. Kuttal, L. Dabbish, and Z. Wang, “Hiring in the global stage: Profiles of online contributions,” in *11th International Conference on Global Software*

Engineering (ICGSE). IEEE, 2016, pp. 1–10.

- [49] G. Canfora, M. Di Penta, R. Oliveto, and S. Panichella, “Who is going to mentor newcomers in open source projects?” in *ACM SIGSOFT 20th International Symposium on the Foundations of Software Engineering*, 2012, pp. 1–11.
- [50] M. Zhou and A. Mockus, “What make long term contributors: Willingness and opportunity in oss community,” in *2012 34th International Conference on Software Engineering (ICSE)*. IEEE, 2012, pp. 518–528.
- [51] P. L. Li, A. J. Ko, and A. Begel, “What distinguishes great software engineers?” *Empirical Software Engineering*, vol. 25, no. 1, pp. 322–352, 2020.
- [52] E. Kalliamvakou, C. Bird, T. Zimmermann, A. Begel, R. DeLine, and D. M. German, “What makes a great manager of software engineers?” *IEEE Transactions on Software Engineering*, vol. 45, no. 1, pp. 87–106, 2017.
- [53] K. Crowston, H. Annabi, and J. Howison, “Defining open source software project success,” *ICIS 2003 Proceedings*, p. 28, 2003.
- [54] C. Subramaniam, R. Sen, and M. L. Nelson, “Determinants of open source software project success: A longitudinal study,” *Decision Support Systems*, vol. 46, no. 2, pp. 576–585, 2009.
- [55] V. Midha and P. Palvia, “Factors affecting the success of open source software,” *Journal of Systems and Software*, vol. 85, no. 4, pp. 895–905, 2012.
- [56] R. Sen, S. S. Singh, and S. Borle, “Open source software success: Measures and analysis,” *Decision Support Systems*, vol. 52, no. 2, pp. 364–372, 2012.
- [57] V. S. Sinha, S. Mani, and S. Sinha, “Entering the circle of trust: developer initiation as committers in open-source projects,” in *8th Working Conference on Mining Software Repositories*, 2011, pp. 133–142.
- [58] F. Zlotnick, “Github open source survey 2017,” <http://opensource-survey.org/2017/>, Jun. 2017.
- [59] G. Robles, L. Arjona Reina, A. Serebrenik, B. Vasilescu, and J. M. González-Barahona, “Floss 2013: A survey dataset about free software contributors: Challenges for curating, sharing, and combining,” in *11th Working Conference on Mining Software Repositories*, ser. MSR 2014, 2014, p. 396–399.
- [60] I. Steinmacher, T. Conte, M. A. Gerosa, and D. Redmiles, “Social barriers faced by newcomers placing their first contribution in open source software projects,” in *18th ACM conference on Computer supported cooperative work & social computing*, 2015, pp. 1379–1392.
- [61] W. A. Babchuk, “Book review: Qualitative research: A guide to design and implementation (4th ed.), by s. b. merriam and e. j. tisdell,” *Adult Education Quarterly*, vol. 67, no. 1, pp. 71–73, 2017.
- [62] G. Robles, I. Steinmacher, P. Adams, and C. Treude, “Twenty years of open source software: From skepticism to mainstream,” *IEEE Software*, vol. 36, no. 6, pp. 12–15, 2019.




Bianca Trinkenreich is a PhD student at the Northern Arizona University. She holds a Master of Science in Computer Science from the Federal University of the State of Rio de Janeiro (UNIRIO) and has 20 years of experience in industry as IT Project and Service Delivery manager. She researches Software Engineering, CSCW, Software and Service Quality. Recent projects include the career pathways and motivations of Open Source contributors.



Mariam Guizani is a PhD student in Computer Science at Oregon State University. Her research area is in Human-Computer Interaction and Software Engineering. More specifically her research focuses on improving diversity in open source. She holds a Master of Science in Computer Science from Oregon State University and was the recipient of the Fulbright scholarship in 2016, 2017, and 2018.



Igor Wiese is an Associate Professor in the Department of Computing at the Federal University of Technology – Parana, Brazil, where he is interested in Mining Software Repositories, Human Aspects of Software Engineering, and related topics. Wiese received a PhD degree in computer science from the University of São Paulo - Brazil. More information is available at <http://www.igorwiese.com>.



Tayana Conte received her PhD degree in Systems Engineering and Computer from the Federal University of Rio de Janeiro (UFRJ) in 2009. She is an associate professor at the Institute of Computing (IComp) of Federal University of Amazonas, heading the Usability and Software Engineering (USES) lab. Her research interests include the intersection between Software Engineering and Human-Computer Interaction, Software Quality, Human-Centered Computing, and Empirical Software Engineering.



Marco Gerosa is an Associate Professor at the Northern Arizona University. He holds a PhD in Computer Science from the Pontifical Catholic University of Rio de Janeiro. He researches Software Engineering and CSCW. Recent projects include the development of strategies to support newcomers onboarding to open source communities and the design of chatbots for tourism. He published more than 200 papers and served on the program committee (PC) of important conferences, such as FSE, CSCW, SANER, and MSR.



Anita Sarma is an Associate Professor in the School of Electrical Engineering and Computer Science, at Oregon State University. She holds a PhD in Computer Science from the University of California, Irvine. Her research interests lie primarily in the intersection of software engineering and human computer interaction, focusing on understanding and supporting end users and software developers become more effective and efficient. She has over 100 papers in journals and conferences. Her work has been recognized

by an NSF CAREER award as well as several best paper awards.



Igor Steinmacher is an Assistant Professor in the School of Informatics, Computing, and Cyber Systems at the Northern Arizona University. He received a PhD in computer science from the University of São Paulo. His topics of interest include human aspects of software engineering, behavior in open source software communities, mining software repositories, and software engineering education & training.