

# Theory of thermoelectric effect in insulators

Yugo Onishi,<sup>1</sup> Hiroki Isobe,<sup>1</sup> and Naoto Nagaosa<sup>2,1</sup>

<sup>1</sup>*Department of Applied Physics, University of Tokyo, 7-3-1 Hongo, Bunkyo-ku, Tokyo 113-8656*

<sup>2</sup>*Center for Emergent Matter Science (CEMS), RIKEN, Wako 351-0198, Japan*

(Dated: September 28, 2021)

We propose a thermopolarization effect with a purely electronic origin, where the electric polarization  $P$  is induced by the temperature gradient  $\nabla T$ . This is observable as a Seebeck effect in a finite-size system where the linear size  $L$  is shorter than the Debye length  $\lambda$ , which characterizes the screening due to the thermal excitation of free carriers. The dual effect is the ac heat current induced by the time derivative of the electric field  $E$ . The Seebeck coefficient  $S$  diverges as  $\sim t_{as}/eT$  when the temperature  $T$  goes to 0, where  $t_{as}$  represents the asymmetry of the conduction band and the valence band and  $e$  is the elementary charge.

PACS numbers: 72.15.Jf, 72.20.Pa, 77.22.Ej

The thermoelectric effect is an important issue for both fundamental physics and applications. It transforms heat to electric energy or vice versa, which can be used as generators and refrigerators [1]. In the Seebeck effect, the voltage  $\Delta V$  is produced by the heat current induced by the temperature difference  $\Delta T$ , and the Seebeck coefficient  $S$  is defined by  $\Delta V = S \Delta T$  (FIG.1(a)). On the other hand, in the Peltier effect the heat current  $J^Q$  is induced by the charge current  $J$ , and the Peltier coefficient  $\Pi$  is defined by  $J^Q = \Pi J$  (FIG.1(b)). In the presence of the time-reversal symmetry, Onsager's reciprocal theorem relates these two coefficients as  $S = \Pi/T$  [2, 3].

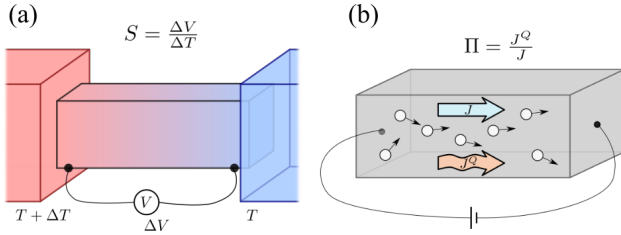


FIG. 1. Seebeck effect and Peltier effect. (a) The measurement setup for the Seebeck effect. The Seebeck coefficient  $S$  is defined as  $S = \Delta V / \Delta T$  with the voltage drop  $\Delta V$  and the temperature difference  $\Delta T$  when the charge current is zero. (b) The measurement setup for the Peltier effect. The Peltier coefficient  $\Pi$  is defined as  $\Pi = J^Q / J$  with the charge current  $J$  and the heat current  $J^Q$  when the temperature gradient is zero.

In metals with Fermi degeneracy, the typical energy scale of an electron is  $\sim (k_B T)^2 / \varepsilon_F$ , and hence  $\Pi \sim (k_B T)^2 / (\varepsilon_F e)$  and  $S \sim (k_B / e) (k_B T / \varepsilon_F)$  where  $\varepsilon_F$  is the Fermi energy and  $k_B$  is the Boltzmann constant. On the other hand, in band insulators, the thermally activated electrons carry both charge and heat. For finite thermoelectric responses, an asymmetry between the conduction band and the valence band is necessary. The energy of an electron is measured from the chemical potential and approximately half of the band gap  $E_G/2$  (FIG.2). As a result,  $\Pi \sim E_G/2e$  and  $S \sim (k_B/e)(E_G/2k_B T)$  [4]. The same result can be obtained through the discussion by the Boltzmann equation, which also shows that the electron-hole asymmetry is necessary for the Seebeck effect and the Peltier effect to be finite. Therefore, the behavior of  $S$  at low temperatures is

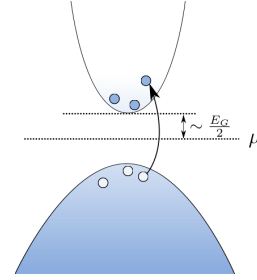


FIG. 2. Quasi-particles in insulators. In insulators, the number of carriers  $n$  are given by  $n \sim \exp(-E_G/2k_B T)$ . Their energy is measured from the chemical potential  $\mu$  and is approximately the half of the band gap  $E_G/2$ . Therefore the Peltier coefficient  $\Pi \sim E_G/(2e)$  and the Seebeck coefficient  $S \sim (k_B/e)(E_G/2k_B T)$ .

quite different between metals and insulators. Although we assume here that electrons carry both charge and heat in insulators, the carrier density  $n$  does not appear in  $\Pi$  and  $S$ , which shows the activation type behavior  $n \sim \exp(-E_G/2k_B T)$ . Note that there is no charge current flowing while the heat current is finite in an experimental measurement of the Seebeck effect. Therefore an important question is if the Seebeck effect can be defined for insulators without assuming the thermally excited electrons.

To observe the Seebeck effect in insulators experimentally, it is also important to consider the effects of carrier density variations at the sample ends [5, 6]. In general, such effects due to the sample ends are screened by carriers with screening length  $\lambda$ , called the Debye length. However, in insulators,  $\lambda$  can be larger than the sample size  $L$  at low temperatures and therefore we cannot observe the voltage drop across the sample even if the Seebeck coefficient is finite. We note that the discussion in [5, 6] does not take into account the effects of charge at the sample ends due to polarization. As discussed below, polarization plays an important role in the Seebeck effect in insulators. In fact, the polarization is induced by the temperature gradient and the electric field due to the polarization contributes to the Seebeck effect at low temperatures where the screening by carriers in the bulk can be ignored.

The induction of the polarization by the temperature gradi-

ent is called thermopolarization effect. References [7, 8] study the thermopolarization effect from ion displacement within quantum theories and charge redistribution within classical theories. Marvan phenomenologically discusses the relation between the thermopolarization effect and thermoelectric effects [9]. In contrast to the preceding works, we present thermopolarization effect from a purely electronic origin, based on quantum mechanics. We derive the response coefficients for the thermopolarization effect and discuss the relation to the Seebeck effect.

A calculation of polarization is theoretically a subtle problem because it depends on the boundary condition of the sample. This subtlety can be avoided by considering only the change of the polarization or the polarization current [10–13]. For example, one can obtain the polarizability as an electric current response coefficient to an adiabatically applied electric field,  $E(t) = Ee^{i\eta t}$ , where  $\eta$  is an infinitesimal positive quantity. Similarly, we consider the polarization current due to an application of a temperature gradient and derive the thermopolarization effect in the present work. These calculations can be done through the linear response theory for an adiabatically applied external field or, more generally, for an external field with a finite frequency  $\omega$ , as described below. To discuss polarization, we need to include the interband effect in the discussion. Such effects on thermoelectric effects are rarely discussed, but they are investigated in a discussion on nonlinear thermoelectric effects [14].

The spin Seebeck effect in magnetic insulators, in which the spin voltage due to magnons is induced by the temperature gradient, has also been investigated [15, 16]. This effect is similar to the Seebeck effect in insulators discussed in this paper since both the effects occur in insulators. However, the Seebeck effect we discuss below does not involve any magnetism and also does not require the metallic system attached to the insulator such as Pt to convert the spin voltage to the electric voltage drop.

Theoretically, the linear response theory can be formulated in terms of the correlation functions of charge current and heat current. Thermal linear response requires additional consideration, since the temperature gradient  $\nabla T$  is not described by the Hamiltonian [17–19]. This is in sharp contrast to the case of electromagnetic field. Luttinger [20] proposed a method to formulate the thermal response by introducing the gravitational field  $\psi(\mathbf{r}, t)$ , which couples to the energy density. Then, the response of the system to  $\nabla\psi(\mathbf{r}, t)$  replaces that of  $\nabla T$ . Tatara [21] introduced the thermal vector potential  $\mathbf{A}_T(\mathbf{r}, t)$  in addition to  $\psi(\mathbf{r}, t)$ , and defined the heat current density  $\mathbf{J}^Q(\mathbf{r}, t)$  as the functional derivative with respect to  $\mathbf{A}_T(\mathbf{r}, t)$ . More explicitly, the linear response theory is formulated as [22]

$$J_x = L_{11}E_x + L_{12}(-\nabla_x T/T) + \mathcal{L}_{12}(-\nabla_x \psi) \quad (1)$$

$$J_x^Q = L_{21}E_x + L_{22}(-\nabla_x T/T) + \mathcal{L}_{22}(-\nabla_x \psi) \quad (2)$$

where  $J_x$  ( $J_x^Q$ ) is the  $x$ -component of the charge (heat) current, and  $L_{ij}$  and  $\mathcal{L}_{ij}$  are the linear response coefficients.  $\mathcal{L}_{12}$  and  $\mathcal{L}_{22}$  can be calculated as the mechanical response to the gravi-

tational potential  $\psi$  while  $L_{12}$  and  $L_{22}$  cannot be described in a similar way because there is no corresponding potential in the Hamiltonian. Luttinger argued that  $L_{ij}$  and  $\mathcal{L}_{ij}$  are identical in the limit of  $\mathbf{q} \rightarrow 0$  and  $\omega = 0$  where  $\mathbf{q}$  is the wavevector and  $\omega$  is the frequency of the response functions. Shastry [22] extended this argument to the finite frequency case, i.e., proposed

$$L_{ij}(\mathbf{q}, \omega) = \mathcal{L}_{ij}(\mathbf{q}, \omega), \quad (3)$$

for generic  $\mathbf{q}$  and  $\omega$ . We follow this idea to define the thermal response at finite frequency, which enables us to define the thermal response of insulating systems, and identify  $\mathcal{L}$  with  $L$  hereafter. If the system has the time-reversal symmetry, the Onsager theorem [22] indicates  $L_{ij}(\mathbf{q}, \omega) = L_{ji}(-\mathbf{q}, \omega)$ , leading to  $\Pi(\omega) = L_{21}(\mathbf{0}, \omega)/L_{11}(\mathbf{0}, \omega)$  and  $S(\omega) = \Pi(\omega)/T$ . In this formula applied to insulators at  $\omega = 0$ , we can show that both  $L_{12} = L_{21}$  and  $L_{11}$  are due to the thermally excited electrons with the density  $n \sim e^{-E_G/2k_B T}$  and that thus  $L_{12} = L_{21}$  and  $L_{11}$  vanish as  $T \rightarrow 0$ . However, approaching from finite  $\omega$ , one can define  $\Pi(\omega)$  even at  $T = 0$  for insulators since both  $L_{11}(\omega)$  and  $L_{21}(\omega)$  are proportional to  $\omega$  as  $\omega \rightarrow 0$ . This means that the two limits, i.e.,  $T \rightarrow 0$  and  $\omega \rightarrow 0$  cannot be exchanged, and the order of these two limits is essential.

To make the discussion more concrete, let us consider non-interacting electrons in a periodic potential with the time-reversal symmetry:

$$\hat{H} = \sum_{\mathbf{R}, \mathbf{R}'} \hat{c}_{\mathbf{R}}^\dagger H_{\mathbf{R}-\mathbf{R}'} \hat{c}_{\mathbf{R}'} = \sum_{\mathbf{k}} \hat{c}_{\mathbf{k}}^\dagger H_{\mathbf{k}} \hat{c}_{\mathbf{k}} \quad (4)$$

$$(H_{\mathbf{k}})_{ij} = \sum_{\mathbf{R}} e^{-i\mathbf{k} \cdot (\mathbf{R} + \mathbf{r}_i - \mathbf{r}_j)} (H_{\mathbf{R}})_{ij} \quad (5)$$

$$\hat{c}_{\mathbf{R}} = (\hat{c}_{\mathbf{R},1}, \hat{c}_{\mathbf{R},2}, \dots, \hat{c}_{\mathbf{R},s})^T \quad (6)$$

$$\hat{c}_{\mathbf{k},i} = \sum_{\mathbf{R}} \frac{1}{\sqrt{N}} e^{-i\mathbf{k} \cdot (\mathbf{R} + \mathbf{r}_i)} \hat{c}_{\mathbf{R},i} \quad (7)$$

Here,  $\mathbf{R}$  specifies the position of a unit cell.  $\hat{c}_{\mathbf{R},i}$  ( $\hat{c}_{\mathbf{R},i}^\dagger$ ) is an annihilation (creation) operator, which annihilates (creates) an electron in the  $i$ -th orbital of the unit cell at  $\mathbf{R}$ .  $N$  is the total number of unit cells and  $\mathbf{R} + \mathbf{r}_i$  is the position of the  $i$ -th orbital in the unit cell at  $\mathbf{R}$ .  $H_{\mathbf{R}-\mathbf{R}'}$  and  $H_{\mathbf{k}}$  are  $s \times s$  matrices.

For longitudinal responses, there is no correction from the magnetization [23]. We evaluate  $L_{11}$  and  $L_{12}$  without vertex corrections using the Kubo formula [24] and the results up to  $\mathcal{O}(\omega)$  are

$$L_{11}(\omega) = \sigma - i\omega\chi_p \quad (8)$$

$$L_{12}(\omega) = \alpha - i\omega\tilde{L}_{12} \quad (9)$$

Here,  $\sigma, \chi_p, \alpha, \tilde{L}_{12}$  are given by

$$\sigma = -\frac{e^2}{V} \sum_{k,l} f'(\varepsilon_{k,l} - \mu) (v_{l,k,x})^2 \tau_{k,l} (1 + i\omega\tau_{k,l}) \quad (10)$$

$$\chi_p = -\frac{2e^2}{V} \sum_{k,l \neq l'} \frac{|(A_{k,x})_{ll'}|^2}{\varepsilon_{k,l} - \varepsilon_{l',k}} f(\varepsilon_{k,l} - \mu) \quad (11)$$

$$\alpha = -\frac{e}{V} \sum_{k,l} f'(\varepsilon_{k,l} - \mu) (\varepsilon_{k,l} - \mu) (v_{l,k,x})^2 \tau_{k,l} (1 + i\omega\tau_{k,l}) \quad (12)$$

$$\tilde{L}_{12} = -\frac{2e}{V} \sum_{k,l \neq l'} \frac{|(A_{k,x})_{ll'}|^2}{\varepsilon_{k,l} - \varepsilon_{l',k}} \left( \frac{\varepsilon_{k,l} + \varepsilon_{l',k}}{2} - \mu \right) f(\varepsilon_{k,l} - \mu) \quad (13)$$

where we set  $\hbar = 1$ ,  $f(\varepsilon) = (e^{\beta\varepsilon} + 1)^{-1}$  is the Fermi distribution function with  $\beta = 1/(k_B T)$ ,  $\varepsilon_{k,l}$  is the dispersion of the  $l$ -th band,  $\mu$  is the chemical potential,  $v_{l,k,x} = \partial\varepsilon_{k,l}/\partial k_x$  is the group velocity, and  $\tau_{k,l}$  is the lifetime of the electron of the  $l$ -th band at wavevector  $\mathbf{k}$ .  $e$  is the charge of electron and  $V$  is the volume of the system.  $(A_k)_{l,l'}$  is the interband Berry connection defined as

$$\mathbf{A}_k = U_k^\dagger i \nabla_k U_k \quad (14)$$

where  $U_k$  is the unitary matrix which diagonalizes  $H_k$ . From (12), we can perform an order-of-magnitude estimate of  $\alpha$ . Considering only one band and assuming that the dispersion is parabolic and the lifetime  $\tau_k$  is independent of  $\mathbf{k}$ , then  $\sigma$  becomes the common expression  $\sigma = ne^2\tau/m$  for  $\omega = 0$ . If we estimate  $\varepsilon_{k,l} - \mu$  as the band gap  $E_G$ , then  $\alpha \sim E_G\sigma/e \sim neE_G\tau/m$ .

The order-of-magnitude estimates of  $\chi_p$  and  $\tilde{L}_{12}$  can be obtained as follows. We focus on the two bands near  $\mu$ , i.e., conduction and valence bands. When  $l$  and  $l'$  correspond to the conduction and valence bands respectively,  $\varepsilon_{k,l} - \varepsilon_{l',k} \sim E_G$  and  $(A_{k,x})_{ll'} = (U_k^\dagger i \nabla_k (H_k) U_k)_{ll'} / (\varepsilon_{k,l} - \varepsilon_{k,l'}) \sim ta/E_G$  where  $t$  is the bandwidth, and  $a$  is the lattice constant. If there is an asymmetry of the two bands,  $(\varepsilon_{k,l} + \varepsilon_{l',k})/2 - \mu$  is generally finite even at  $T = 0$ . By writing its amplitude as  $t_{as}$ , we estimate  $\chi_p$  and  $\tilde{L}_{12}$  as

$$\chi_p \sim \frac{e^2}{E_G a} \left( \frac{t}{E_G} \right)^2 \quad (15)$$

$$\tilde{L}_{12} \sim \frac{et_{as}}{E_G a} \left( \frac{t}{E_G} \right)^2 \sim \frac{t_{as}}{e} \chi_p \quad (16)$$

$\sigma$  and  $\alpha$  in eq.(8) and eq.(9) represent the current carried by free carriers, and hence are zero at  $T = 0$  in insulators. On the other hand,  $\chi_p$  and  $\tilde{L}_{12}$  correspond to the interband effect.  $\chi_p$  represents the polarizability [13] and the term  $-i\omega\chi_p$  in  $L_{11}$  corresponds to the polarization current. If an electric field is adiabatically applied, i.e., replacing  $\omega$  with an infinitesimal imaginary quantity  $i\eta$  with  $\eta \rightarrow 0$ ,  $\eta\chi_p E_x$  is the time derivative of the polarization during the adiabatic switching, and its integral,  $\chi_p E_x$ , is the induced polarization. Similarly,  $\tilde{L}_{12}$  is

interpreted as the polarization response to an adiabatically applied temperature gradient. In this case,  $\tilde{L}_{12}(-\nabla_x T)/T$  is the polarization induced by the temperature gradient. It represents the thermopolarization effect.

Let us now turn to the discussion on  $\Pi(\omega) = L_{12}(\omega)/L_{11}(\omega)$  and  $S(\omega) = \Pi(\omega)/T$  in insulators. As already mentioned,  $L_{11}(\omega = 0) = \sigma$  and  $L_{12}(\omega = 0) = \alpha$  are zero at  $T = 0$ . In contrast,  $\chi_p$  and  $\tilde{L}_{12}$  remain finite as  $T \rightarrow 0$  even in insulators. Therefore, at  $T = 0$ , the dominant terms in  $L_{11}$  and  $L_{12}$  are  $-i\omega\chi_p$  and  $-i\omega\tilde{L}_{12}$  and one can define  $\Pi(\omega = 0)$  even at  $T = 0$  as  $\Pi(\omega = 0) = \lim_{\omega \rightarrow 0} \lim_{T \rightarrow 0} \Pi(\omega) = \tilde{L}_{12}/\chi_p$ . This corresponds to a Seebeck effect to which an electric field due to the polarization induced by the temperature gradient,  $\tilde{L}_{12}(-\nabla_x T)/T$ , contributes.

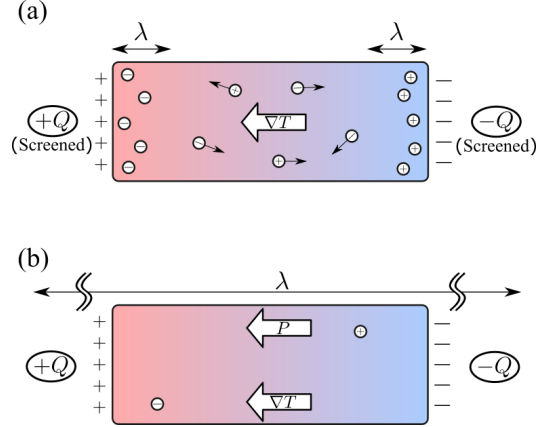


FIG. 3. The thermopolarization effect and the screening due to finite carriers. (a) When the temperature is high and the system size  $L$  is much larger than the Debye length  $\lambda$ ,  $\lambda \ll L$ , the polarization or the surface charge  $\pm Q$  induced by the temperature gradient is screened and only the usual Seebeck effect, i.e., the one due to thermally activated carriers, can occur. (b) When the temperature is sufficiently low so that  $\lambda \gg L$ , the screening can be ignored and the polarization  $P$  induced by the temperature gradient  $\nabla T$  contributes to the Seebeck effect.

On the other hand, at finite temperature the issue is which is larger,  $-i\omega\chi_p$  or  $\sigma$  in  $L_{11}$  and  $-i\omega\tilde{L}_{12}$  or  $\alpha$  in  $L_{12}$ . In dc transport,  $\omega = 0$  and hence it appears trivial that  $\sigma$  and  $\alpha$  are dominant. However, there are some subtleties here. In the calculation of the conductivity by the Kubo formula, the adiabatic switch-on is used with the imaginary part  $\eta$  of the frequency  $\omega$  [17]. Therefore, we should replace  $\omega$  in eqs.(8), (9) with  $\omega + i\eta$ . In the  $\omega \rightarrow 0$  limit, this is equivalent to consider an adiabatically applied external field, as already mentioned. In order to induce the transition between states,  $\eta$  should be larger than the inter-level spacings  $\Delta E/\hbar$  which is typically  $\hbar/(mL^2)$  with  $m$  being the effective mass of the electrons;  $\eta \gg \hbar/(mL^2)$ . On the other hand, we also need to consider the voltage drop across the insulating sample. Even at very low temperature  $T$ , the free carriers of finite density  $n$  can screen the polarization, and hence the polarization does not induce voltage drop proportional to  $L$  between the two ends of the sample (FIG.3(a)). This is true when the length  $L$  of the sample is

much longer than the Debye length  $\lambda = 1/\sqrt{4\pi n e^2 \beta}$ , which characterizes the screening due to thermally excited free carriers [5, 6]. In the opposite limit, i.e.,  $L \ll \lambda$ , one can neglect the screening due to free carriers, the electric field due to the polarization penetrates the sample, and the finite voltage drop proportional to  $L$  is observed (FIG.3(b)). When the condition of no screening  $L \ll \lambda$  is satisfied, combining with the condition on  $\eta$  leads to  $\eta\chi_p \gg \hbar\chi_p/(mL^2) \gg 4\pi n e^2 \beta \chi_p \hbar/m$ . Now we compare  $\eta\chi_p$  with the conductivity due to the free carriers  $\sigma \sim ne^2\tau/m$  to obtain

$$\frac{\eta\chi_p}{\sigma} \gg \frac{\hbar\chi_p}{k_B T \tau} \sim \frac{1}{k_B T} \frac{\hbar e^2/a}{\tau E_G} \left(\frac{t}{E_G}\right)^2. \quad (17)$$

Therefore,  $\eta\chi_p$  is dominating over  $\sigma$  for low enough temperature

$$k_B T \ll \frac{\hbar e^2/a}{\tau E_G} \left(\frac{t}{E_G}\right)^2. \quad (18)$$

Since  $e^2/a$ ,  $E_G$  and  $t$  are typically of the order of eV while  $\hbar/\tau$  is meV, this condition can be easily satisfied experimentally. The same consideration applies to  $\tilde{L}_{12}$  and  $\alpha$ , and both denominator and numerator for  $\Pi$  and  $S$  are proportional to  $\eta$ . This means that the  $\omega$ -linear terms dominate even in the dc limit.

Therefore, eqs.(1) and (2) for insulators at low temperatures are

$$J_x = -i\omega\chi_p E_x - i\omega\tilde{L}_{12}(-\nabla_x T/T) \quad (19)$$

$$J_x^Q = -i\omega\tilde{L}_{12}E_x + L_{22}(-\nabla_x T/T) \quad (20)$$

or considering  $J_x = \dot{P}_x = -i\omega P_x$ , we obtain the coupled equation for the polarization and heat current as

$$P_x = \chi_p E_x + \tilde{L}_{12}(-\nabla_x T/T) \quad (21)$$

$$J_x^Q = \tilde{L}_{12}\dot{E}_x + L_{22}(-\nabla_x T/T). \quad (22)$$

As we already mentioned, the second term in eq.(21) represents the thermopolarization effect, i.e., the electric polarization induced by the temperature gradient,  $P \propto \nabla T$ . The "dual" effect to this is the heat current produced by the ac electric field, which is proportional to  $\dot{E}_x$ . This is because the static electric field  $E_x$  shifts the system to a new equilibrium state without any current flow. This asymmetry between the dc polarization and ac heat current can be understood by the analogy to the Edelstein effect in semiconductors [25], where the magnetization  $M$  and the charge current  $J$  are given by

$$M = \chi_M H + \chi_{ME} E, \quad (23)$$

$$J = \chi_{ME} \dot{H} + \sigma E, \quad (24)$$

where  $H$  is the magnetic field and  $E$  is the electric field. Here, the magnetic field simply shifts the equilibrium state to the magnetized one, while  $E$  can drive the system to a nonequilibrium state with a charge current.

The thermopolarization effect can be interpreted as a Seebeck effect in insulators. In fact, the Seebeck coefficient  $S$  is

given by  $L_{12}/(TL_{11})$ :

$$S = \frac{-i\omega\tilde{L}_{12}}{-i\omega\chi_p T} = \frac{\tilde{L}_{12}}{\chi_p T} \sim \frac{t_{as}}{eT} \quad (25)$$

Under the condition described above,  $S$  diverges as  $T \rightarrow 0$  in insulators. This result is qualitatively the same as the conclusion from the discussion of the thermally activated carriers, which we mentioned in the introduction. However, the origin of  $S$  derived here is the polarization and completely different from the thermally activated carriers. It should be noted that  $S = 0$  in the presence of the electron-hole symmetry as  $t_{as}$  quantifies the asymmetry of the conduction and valence bands.

To distinguish the Seebeck effect from the polarization and the one from the thermally activated carriers, one can use the sample size dependence of the effect. Since the effect due to the polarization can be observed only when  $L \ll \lambda$ , the crossover between the contribution from carriers in the bulk,  $\alpha/\sigma T$ , and the contribution from the polarization,  $\tilde{L}_{12}/\chi_p T$ , should be observed when one changes the sample size. Another way is to measure the Peltier coefficient (FIG.1(b)). If the main contribution to the Seebeck effect is the thermally activated carriers, the measured Seebeck coefficient is  $S_{meas} = \alpha/(T\sigma)$  and the measured Peltier coefficient is  $\Pi_{meas} = \alpha/\sigma$ , thus  $\Pi_{meas} = TS_{meas}$ . In contrast, if the Seebeck effect due to the polarization,  $S = \tilde{L}_{12}/T\chi_p$ , is realized and eqs.(21), (22) hold, one cannot observe the dc electric current and the dc heat current at steady state, or, even if the finite dc currents can be observed at steady state, the measured Peltier coefficient will be due to thermally activated carriers and thus  $\Pi_{meas} = \alpha/\sigma \neq TS_{meas}$ . Note, however, that the Onsager reciprocity  $L_{12}(\omega) = L_{21}(\omega)$  still holds.

So far, we have assumed that only the electrons can carry charge and heat. In real materials, however, other degrees of freedom, e.g. phonons, can carry heat and therefore insulators are in general metallic for the heat current. These degrees of freedom can contribute to  $L_{12}$  and the Seebeck effect. One famous example is the phonon-drag effect, which can be described by the linear response theory [26]. We note here that  $L_{12}(\omega = 0)$  vanishes as  $T \rightarrow 0$  even if we take into account other degrees of freedom as long as  $L_{11}(\omega = 0)$  is exponentially small at low temperatures because of the following relation at  $\omega = 0$ :

$$L_{11}L_{22} - L_{12}L_{21} \geq 0 \quad (26)$$

This relationship is required by the fact that the entropy production,  $J_x E_x/T - J_x^Q \nabla_x T/T^2$ , is always nonnegative. Under the time-reversal symmetry,  $L_{12} = L_{21}$  and the inequality (26) gives  $L_{12}^2 \leq L_{11}L_{22}$ . Therefore, if  $L_{11}(\omega = 0)$  is exponentially small at low temperatures,  $L_{12}(\omega = 0)$  is also small, and thus our results still hold.

To estimate the values, we use values for an intrinsic semiconductor Si:  $n \sim n_0(T/T_0)^{3/2} e^{-\beta E_G/2}$ , where  $n_0 \sim 1 \times 10^{19} \text{ cm}^{-3}$ ,  $T_0 \sim 300 \text{ K}$ ,  $E_G \sim t \sim t_{as} \sim 1 \text{ eV}$ , and  $\hbar/\tau \sim 1 \text{ meV}$ ,  $a \sim 1 \text{ nm}$  [27, 28]. Then the Debye length

$\lambda$  at 100 K is  $\lambda > 1$  m and the condition eq.(18) becomes  $T \ll 100$  K. Therefore, the condition to observe the effects predicted here can be realized experimentally.  $\tilde{L}_{12}$  can be estimated as  $\tilde{L}_{12} \sim t_{as}\chi_p/e$  and thus, for example,  $\nabla T \sim 1$  K/cm at 10 K will induce polarization  $P \sim 1 \times 10^{-11}$  C/m<sup>2</sup> for Si. In terms of the Seebeck coefficient,  $S = \tilde{L}_{12}/\chi_p T \sim t_{as}/eT$  is of the order of 100 mV/K at 10 K and diverges as  $T$  goes to zero.

In summary, we have proposed the thermoelectric effects in insulators where the polarization and the heat current are induced by the electric field and temperature gradient. The condition to observe this effect is the finite size  $L$  of the sample shorter than the Debye length  $\lambda$ , and low enough temperature satisfying eq.(18).

The authors are grateful to S. Maekawa, A. Shitade and B. S. Shastry for insightful discussions and useful comments. N.N. was supported by JST CREST Grant Number JPMJCR1874 and JPMJCR16F1, Japan, and JSPS KAKENHI Grant Number 18H03676.

---

[1] K. Behnia, *Fundamentals of thermoelectricity* (OUP Oxford, 2015).  
 [2] L. Onsager, *Physical Review* **37**, 405 (1931).  
 [3] L. Onsager, *Physical Review* **38**, 2265 (1931).  
 [4] Y. Machida, X. Lin, W. Kang, K. Izawa, and K. Behnia, *Physical Review Letters* **116**, 087003 (2016), arXiv:1601.01248.  
 [5] G. D. Mahan, *Journal of Applied Physics* **87**, 7326 (2000).  
 [6] G. D. Mahan, *Journal of Electronic Materials* **44**, 431 (2015).  
 [7] A. K. Tagantsev, *Soviet Physics Uspekhi* **30**, 588 (1987).  
 [8] A. K. Tagantsev, *Phase Transitions* **35**, 119 (1991).  
 [9] M. Marvan, *Czechoslovak Journal of Physics* **19**, 1240 (1969).

[10] R. Resta, *Ferroelectrics* **136**, 51 (1992).  
 [11] R. Resta, *Reviews of Modern Physics* **66**, 899 (1994).  
 [12] R. D. King-Smith and D. Vanderbilt, *Physical Review B* **47**, 1651 (1993).  
 [13] D. Vanderbilt, *Berry Phases in Electronic Structure Theory* (Cambridge University Press, 2018).  
 [14] P. Bhalla, *Physical Review B* **103**, 115304 (2021).  
 [15] K. Uchida, J. Xiao, H. Adachi, J. Ohe, S. Takahashi, J. Ieda, T. Ota, Y. Kajiwara, H. Umezawa, H. Kawai, G. E. W. Bauer, S. Maekawa, and E. Saitoh, *Nature Materials* **9**, 894 (2010).  
 [16] J. Xiao, G. E. W. Bauer, K.-c. Uchida, E. Saitoh, and S. Maekawa, *Physical Review B* **81**, 214418 (2010), arXiv:1009.0318.  
 [17] R. Kubo, M. Yokota, and S. Nakajima, *Journal of the Physical Society of Japan* **12**, 1203 (1957).  
 [18] R. Kubo, *Journal of the Physical Society of Japan* **12**, 570 (1957).  
 [19] H. Mori, *Physical Review* **112**, 1829 (1958).  
 [20] J. M. Luttinger, *Physical Review* **135**, A1505 (1964).  
 [21] G. Tatara, *Physical Review Letters* **114**, 196601 (2015), arXiv:1502.00347.  
 [22] B. S. Shastry, *Reports on Progress in Physics* **72**, 016501 (2009), arXiv:0806.4629.  
 [23] T. Qin, Q. Niu, and J. Shi, *Physical Review Letters* **107**, 236601 (2011), arXiv:1108.3879.  
 [24] See Supplemental Material at [URL] for the detailed derivations.  
 [25] V. M. Edelstein, *Solid State Communications* **73**, 233 (1990).  
 [26] M. Ogata and H. Fukuyama, *Journal of the Physical Society of Japan* **88**, 074703 (2019).  
 [27] N. W. Ashcroft and N. D. Mermin, *Solid state physics* (Holt, Rinehart and Winston, New York, 1976).  
 [28] M. Costato, S. Fontanesi, and L. Reggiani, *Journal of Physics and Chemistry of Solids* **34**, 547 (1973).  
 [29] G. D. Mahan, *Many-Particle Physics* (Springer US, Boston, MA, 2000).