

# Planar Drawings with Few Slopes of Halin Graphs and Nested Pseudotrees<sup>★</sup>

Steven Chaplick<sup>1</sup>, Giordano Da Lozzo<sup>2</sup>, Emilio Di Giacomo<sup>3</sup>,  
Giuseppe Liotta<sup>3</sup>, and Fabrizio Montecchiani<sup>3</sup>

<sup>1</sup> Maastricht University, Maastricht, The Netherlands

<sup>2</sup> Roma Tre University, Rome, Italy

<sup>3</sup> University of Perugia, Perugia, Italy

**Abstract.** The *planar slope number*  $\text{psn}(G)$  of a planar graph  $G$  is the minimum number of edge slopes in a planar straight-line drawing of  $G$ . It is known that  $\text{psn}(G) \in O(c^\Delta)$  for every planar graph  $G$  of degree  $\Delta$ . This upper bound has been improved to  $O(\Delta^5)$  if  $G$  has treewidth three, and to  $O(\Delta)$  if  $G$  has treewidth two. In this paper we prove  $\text{psn}(G) \in \Theta(\Delta)$  when  $G$  is a Halin graph, and thus has treewidth three. Furthermore, we present the first polynomial upper bound on the planar slope number for a family of graphs having treewidth four. Namely we show that  $O(\Delta^2)$  slopes suffice for nested pseudotrees.

## 1 Introduction

Minimizing the number of slopes used by the edge segments of a straight-line graph drawing is a well-studied problem, which has received notable attention since its introduction by Wade and Chu [25]. A break-through result by Keszegh, Pach and Pálvölgyi [19] states that every planar graph of maximum degree  $\Delta$  admits a planar straight-line drawing using at most  $2^{O(\Delta)}$  slopes. That is, the *planar slope number* of planar graphs is bounded by a function of  $\Delta$ , which answers a question of Dujmović et al. [15]. In contrast, the slope number of non-planar graphs has been shown to be unbounded (with respect to  $\Delta$ ) even for  $\Delta = 5$  [4, 22]. Besides the above mentioned upper bound, Keszegh et al. [19] also prove a lower bound of  $3\Delta - 6$ , leaving as an open problem to reduce the large gap between upper and lower bounds on the planar slope number of planar graphs.

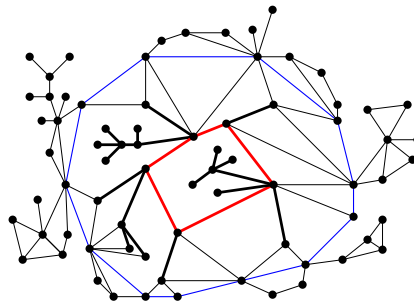
The open problem by Keszegh et al. motivated a great research effort to establish improvements for subclasses of planar graphs. Jelínek et al. [18] study planar partial 3-trees and show that their planar slope number is at most  $O(\Delta^5)$ . Di Giacomo et al. [13] study a subclass of planar partial 3-trees (those admitting an outer 1-planar drawing) and present an  $O(\Delta^2)$  upper bound for the planar slope number of these graphs. Lenhart et al. [21] prove that the planar slope

---

<sup>★</sup> This work began at the Graph and Network Visualization Workshop 2019. Research by GDL was partially supported by MIUR Project “AHeAD” under PRIN 20174LF3T8, by H2020-MSCA-RISE project 734922 – “CONNECT”, and by Roma Tre University Azione 4 Project “GeoView”.

number of a partial 2-tree is at most  $2\Delta$  (and some partial 2-trees require at least  $\Delta$  slopes). Knauer et al. [20] focus on outerplanar graphs (a subclass of partial 2-trees) and establish a tight bound of  $\Delta - 1$  for the (outer)planar slope number of this graph class. Finally, Di Giacomo et al. [14] prove that the planar slope number of planar graphs of maximum degree three is four.

An algorithmic strategy to tackle the study of the planar slope number problem can be based on a *peeling-into-levels* approach. This approach has been successfully used to address the planar slope number problem for planar 3-trees [18], as well as to solve several other algorithmic problems on (near) planar graphs, including determining their pagewidth [6,5,16,26], computing their girth [8], and constructing radial drawings [12]. In the peeling-into-levels approach the vertices of a plane graph are partitioned into levels, based on their distance from the outer face. The vertices in each level induce an outerplane graph and two consecutive levels form a 2-outerplane graph. One key ingredient is an algorithm that deals with a 2-outerplane graph with possible constraints on one of the two levels. Another ingredient is an algorithm to extend a partial solution by introducing the vertices of new levels, while taking into account the constraints defined in the already-considered levels.



**Fig. 1.** A nested pseudotree: the edges of its pseudotree are bold and the cycle of its pseudotree is red. The vertices along and inside the blue cycle induce a cycle-pseudotree, defined in Section 4.

In an attempt to exploit the peeling-into-levels approach to prove a polynomial upper bound on the planar slope number of general planar graphs, one must be able to show a polynomial bound on the planar slope number of 2-outerplanar graphs. In this paper we take a first step in this direction by focusing on a meaningful subfamily of 2-outerplanar graphs, namely the nested pseudotrees. A *nested pseudotree* is a graph with a planar embedding such that when removing the vertices of the external face one is left with a pseudotree, that is, a connected graph with at most one cycle. See Fig. 1 for an example. The family of nested pseudotrees generalizes the well studied 2-outerplanar simply nested graphs and properly includes the Halin graphs [17], the cycle-trees [10], and the cycle-cycles [10]. Simply nested graphs were first introduced by Cimikowski [9], who proved that the inner-triangulated ones are Hamiltonian, and have been extensively studied in various contexts, such as universal point sets [1,2], square-contact representations [10], and clustered planarity [11]. Generally, nested pseudotrees have treewidth four and, as such, the best prior upper bound on their planar slope number is the one by Keszegh et al., which is exponential in  $\Delta$ . Halin graphs and cycle-trees have instead treewidth three, and therefore the previously known upper bound for these graphs is  $O(\Delta^5)$ , as shown by Jelínek et al. [18]. We prove significantly

better upper bounds for all the above mentioned graph classes. Our main results are the following.

**Theorem 1.** *Every degree- $\Delta$  Halin graph has planar slope number  $O(\Delta)$ .*

**Theorem 2.** *Every degree- $\Delta$  nested pseudotree has planar slope number  $O(\Delta^2)$ .*

The proofs of [Theorems 1](#) and [2](#) are constructive and are based on a unified approach. The problem is easily reduced to the study of 2-connected instances. We then use inductive techniques to further reduce the problem to the study of triconnected instances, which are eventually treated by means of a suitable data structure called SPQ-tree [\[10\]](#). Statements marked with  $(\star)$  are proven in the appendix.

## 2 Preliminaries

**Notation.** Let  $G$  be a graph. The *degree*  $\deg_G(v)$  of a vertex  $v$  of  $G$  is the number of neighbors of  $v$  in  $G$ . The *degree*  $\Delta(G)$  of  $G$  is  $\max_{v \in G} \deg_G(v)$ . When clear from the context, we omit the specification of  $G$  in the above notation and say that  $G$  is a *degree- $\Delta$*  graph. Let  $a$ ,  $b$ , and  $c$  be points in  $\mathbb{R}^2$ ; we denote by  $\overline{ab}$  the straight-line segment whose endpoints are  $a$  and  $b$ , and by  $\blacktriangle(abc)$  the triangle whose corners are  $a$ ,  $b$ , and  $c$ .

**Nested pseudotrees.** A planar drawing of a graph is *outerplanar* if all the vertices are incident to the outer face, and *2-outerplanar* if removing the vertices of the outer face yields an outerplanar graph. A graph is *2-outerplanar* (*outerplanar*) if it admits a 2-outerplanar drawing (outerplanar drawing). In a 2-outerplanar drawing, vertices incident to the outer face are called *external*, and all other vertices are *internal*. A *2-outerplane* graph is a 2-outerplanar graph with a planar embedding inherited from a 2-outerplanar drawing. A 2-outerplane graph is *simply nested* if its external vertices induce a chordless cycle and its internal vertices induce either a chordless cycle or a tree. As in [\[10\]](#), we refer to a 2-outerplanar simply nested graph whose internal vertices induce a chordless cycle or a tree as a *cycle-cycle* or a *cycle-tree*, respectively. A *Halin graph* is a 3-connected topological graph  $G$  such that, by removing the edges incident to the outer face, one gets a tree whose internal vertices have degree at least 3 and whose leaves are incident to the outerface of  $G$ . Observe that, Halin graphs are a subfamily of the cycle-trees. A *pseudotree* is a connected graph containing at most one cycle. A *nested pseudotree* is a topological graph such that removing the vertices on the outer face yields a non-empty pseudotree. Note that the external vertices of a nested pseudotree need not induce a chordless cycle.

**Theorem 3  $(\star)$ .** *Nested pseudotrees have treewidth at most 4, which is tight.*

**Planar slope number.** The *slope* of a line  $\ell$  is the smallest angle  $\alpha \in [0, \pi)$  such that  $\ell$  can be made horizontal by a clockwise rotation by  $\alpha$ . The *slope* of a segment is the slope of the line containing it. Let  $G$  be a planar graph and

let  $\Gamma$  be a planar straight-line drawing of  $G$ . The *planar slope number*  $\text{psn}(\Gamma)$  of  $\Gamma$  is the number of distinct slopes used by the edges of  $G$  in  $\Gamma$ . The *planar slope number*  $\text{psn}(G)$  of  $G$  is the minimum  $\text{psn}(\Gamma)$  over all planar straight-line drawings  $\Gamma$  of  $G$ . If  $G$  has degree  $\Delta$ , then clearly  $\text{psn}(G) \geq \lceil \Delta/2 \rceil$ .

**Geometric definitions.** Consider a planar straight-line drawing  $\Gamma$  of a path  $\pi = (u_1, \dots, u_k)$  directed from  $u_1$  to  $u_k$ , and let  $x(u)$  and  $y(u)$  denote the  $x$ - and  $y$ -coordinate of a vertex  $u$  in  $\Gamma$ , respectively. We say that  $\pi$  is  $\nearrow$ -*monotone*, if  $y(u_{i+1}) \geq y(u_i)$  and  $x(u_{i+1}) > x(u_i)$ , for  $i = 1, \dots, k-1$ . Similarly, we say that it is  $\nwarrow$ -*monotone*, if  $y(u_{i+1}) \geq y(u_i)$  and  $x(u_{i+1}) < x(u_i)$ , for  $i = 1, \dots, k-1$ .

Let  $\Gamma$  be a planar straight-line drawing of a graph  $G$  and let  $e$  be an edge of  $G$ . We say that an isosceles triangle  $T$  is *nice for  $e$*  if its base coincides with the drawing of  $e$  in  $\Gamma$  and  $T$  does not intersect any edge of  $\Gamma$ , except  $e$ .

**Theorem 4 ([21]).** *Let  $0 < \beta < \frac{\pi}{2}$ . Let  $\blacktriangle(abc)$  be any isosceles triangle whose base  $\overline{bc}$  is horizontal, whose apex  $a$  lies above  $\overline{bc}$ , and such that the interior angles at  $b$  and  $c$  are equal to  $\beta$ . There exists a set  $\mathcal{L}(\beta, \Delta)$  of  $O(\Delta)$  slopes such that any degree- $\Delta$  partial 2-tree  $G$  admits a planar straight-line drawing inside  $\blacktriangle(abc)$  using the slopes in  $\mathcal{L}(\beta, \Delta)$  in which any given edge  $(u, v)$  of  $G$  is drawn such that  $c \equiv v$  and  $b \equiv u$ .*

### 3 Cycle-Trees and Proof of Theorem 1

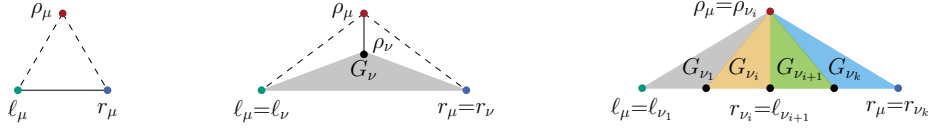
In this section, we consider cycle-trees and prove that their planar slope number is  $O(\Delta^2)$  in general and  $O(\Delta)$  for Halin graphs. A degree-2 vertex  $v$  of a cycle-tree  $G$  whose neighbors are  $x$  and  $y$  is *contractible* if  $(x, y)$  is not an edge of  $G$ , and if deleting  $v$  and adding the edge  $(x, y)$  yields a cycle-tree; this operation is the *contraction* of  $v$ . A cycle-tree  $G$  is *irreducible* if it contains no contractible vertex. We prove the following.

**Lemma 1 ( $\star$ ).** *For every degree- $\Delta$  cycle-tree  $G$  and irreducible cycle-tree  $G'$  obtained from  $G$  by any sequence of contractions,  $\text{psn}(G) \leq \text{psn}(G')$ .*

By Lemma 1, without loss of generality, the considered cycle-trees will have no contractible vertices. Furthermore, if the outer face of an irreducible 2-connected cycle-tree  $G$  of degree  $\Delta$  has size  $k \geq 3$ , then the number of edges of  $G$  is  $O(k \Delta)$ , which implies that  $\text{psn}(G) \in O(\Delta)$  if  $k$  is constant. This observation allows us to assume  $k > 3$  for 2-connected instances, which will simplify the description.

#### 3.1 3-Connected Instances

A *path-tree* is a plane graph  $G$  that can be augmented to a cycle-tree  $G'$  by adding an edge  $e = (u, v)$  to its outer face. Suppose that, in a clockwise walk along the outer face of  $G'$ , edge  $e$  is traversed from  $u$  to  $v$ ; then  $u$  is the *leftmost path-vertex* and  $v$  is the *rightmost path-vertex* of  $G$ . All vertices in the outer face of  $G'$  are *path-vertices*, while the other vertices are *tree-vertices*. Let  $f$  be the



**Fig. 2.** Path-trees associated with a Q-node (left), an S-node (middle), and a P-node (right). Dashed edges may or may not exist. Shaded triangles represent smaller path-trees  $G_{\nu_i}$  rooted at  $\rho_i$ , with leftmost path-vertex  $\ell_{\nu_i}$  and rightmost path-vertex  $r_{\nu_i}$ .

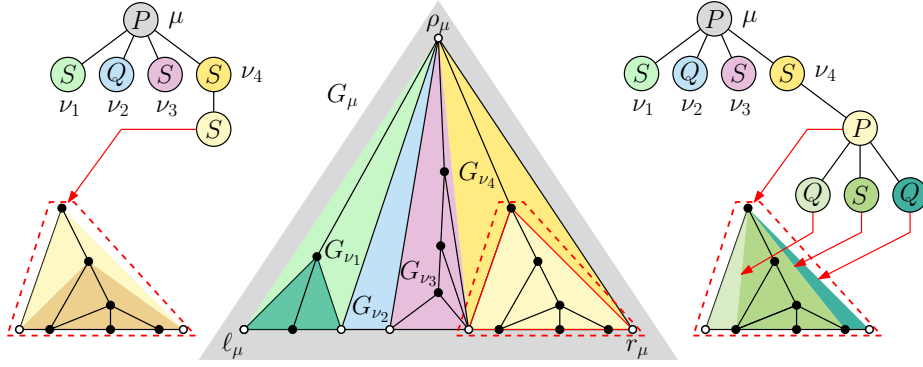
internal face of  $G'$  that contains edge  $e$ . The path induced by the path-vertices of  $G$  is the *path* of  $G$ . Analogously, the tree induced by the tree-vertices of  $G$  is the *tree* of  $G$ . The path-tree  $G$  can be *rooted* at any tree-vertex  $\rho$  on the boundary of  $f$ ; then vertex  $\rho$  becomes the *root* of  $G$ . If  $G$  is rooted at  $\rho$ , then the tree of  $G$  is also rooted at  $\rho$ . A rooted path-tree with root  $\rho$ , leftmost path-vertex  $\ell$ , and rightmost path-vertex  $r$  is *almost-3-connected* if it becomes 3-connected by adding the edges  $(\rho, \ell)$ ,  $(\rho, r)$ , and  $(\ell, r)$ , if missing.

**SPQ-decomposition of path-trees.** Let  $G$  be an almost-3-connected path-tree rooted at  $\rho$ , with leftmost path-vertex  $\ell$  and rightmost path-vertex  $r$ . The *SPQ-decomposition* of  $G$  [10] constructs a tree  $\mathcal{T}$ , called the *SPQ-tree* of  $G$ , whose nodes are of three different kinds: *S*-, *P*-, and *Q*-nodes. Each node  $\mu$  of  $\mathcal{T}$  is associated with an almost-3-connected rooted path-tree  $G_\mu$ , called the *pertinent graph* of  $\mu$ . To avoid special cases, we extend the definition of path-trees so to include graphs whose path is a single edge  $(\ell, r)$  and whose tree consists of a single vertex  $\rho$ , possibly not adjacent to  $\ell$  or  $r$ . As a consequence, we also extend the definition of almost-3-connected path-trees to graphs such that adding  $(\rho, \ell)$ ,  $(\rho, r)$ , and  $(\ell, r)$ , if missing, yields a 3-cycle.

**Q-NODE:** the pertinent graph  $G_\mu$  of a *Q-node*  $\mu$  is an almost-3-connected rooted path-tree consisting of three vertices: one tree-vertex  $\rho_\mu$  and two path-vertices  $\ell_\mu$  and  $r_\mu$ . Vertices  $\rho_\mu$ ,  $\ell_\mu$ , and  $r_\mu$  are the root, the leftmost path-vertex, and the rightmost path-vertex of  $G_\mu$ , respectively.  $G_\mu$  always has edge  $(\ell_\mu, r_\mu)$ , while  $(\rho_\mu, \ell_\mu)$  and  $(\rho_\mu, r_\mu)$  may not exist; see Fig. 2(left).

**S-NODE:** the pertinent graph  $G_\mu$  of an *S-node*  $\mu$  is an almost-3-connected rooted path-tree consisting of a root  $\rho_\mu$  adjacent to the root  $\rho_\nu$  of one almost-3-connected rooted path-tree  $G_\nu$ , and possibly to the leftmost path-vertex  $\ell_\nu$  and to the rightmost path-vertex  $r_\nu$  of  $G_\nu$ . The node  $\nu$  whose pertinent graph is  $G_\nu$  is the unique child of  $\mu$  in  $\mathcal{T}$ . The leftmost and the rightmost path-vertices of  $G_\mu$  are  $\ell_\nu$  and  $r_\nu$ , respectively; see Fig. 2(middle).

**P-NODE:** the pertinent graph  $G_\mu$  of a *P-node*  $\mu$  is an almost-3-connected rooted path-tree obtained from almost-3-connected rooted path-trees  $G_{\nu_1}, \dots, G_{\nu_k}$ , with  $k > 1$ , as follows. First, the roots of  $G_{\nu_1}, \dots, G_{\nu_k}$  are identified into the root  $\rho_\mu$  of  $G_\mu$ . Second, the leftmost path-vertex of  $G_{\nu_i}$  is identified with the rightmost path-vertex of  $G_{\nu_{i-1}}$ , for  $i = 2, \dots, k$ . The nodes  $\nu_1, \dots, \nu_k$  whose pertinent graphs are  $G_{\nu_1}, \dots, G_{\nu_k}$ , respectively, are the children of  $\mu$  in  $\mathcal{T}$ , and the left-to-right



**Fig. 3.** Two alternative partial SPQ-trees of the almost-3-connected path-tree in the center: The child of node  $\nu_4$  is an S-node on the left and a P-node on the right.

order in which they appear in  $\mathcal{T}$  is  $\nu_1, \dots, \nu_k$ . The leftmost and the rightmost path-vertices of  $G_\mu$  are  $\ell_{\nu_1}$  and  $r_{\nu_k}$ , respectively; see Fig. 2(right).

The SPQ-tree  $\mathcal{T}$  of  $G$  is such that: (i) Q-nodes are leaves of  $\mathcal{T}$ . (ii) If the pertinent graph of an S-node  $\mu$  contains neither  $(\rho_\mu, \ell_\mu)$  nor  $(\rho_\mu, r_\mu)$ , then the parent of  $\mu$  is a P-node. (iii) Every P-node has at most  $2\Delta + 1$  children. Fig. 3 provides two alternative SPQ-trees of the same graph.

For simplicity, we assume that the pertinent graphs of the children of a P-node  $\mu$  are induced subgraphs of  $G_\mu$ . This implies that if  $G_\mu$  contains an edge  $(\rho_\mu, v)$ , where  $v$  is a path-vertex, then such an edge belongs to every child of  $\mu$  whose pertinent graph contains  $v$ .

*Property 1.* Any SPQ-tree  $\mathcal{T}$  can be modified so that each child of every P-node is either an S- or a Q-node.

Let  $\mu$  be a node of  $\mathcal{T}$ . The *left path* of  $\mu$  is the path directed from  $\ell_\mu$  to  $\rho_\mu$ , consisting of edges belonging to the outer face of  $G_\mu$ , and not containing  $r_\mu$ . The definition of the *right path* of  $\mu$  is symmetric. Observe that, if  $\mu$  is a Q-node whose pertinent graph  $G_\mu$  does not contain the edge  $(\rho_\mu, \ell_\mu)$ , then the left path of  $\mu$  is the empty path. Similarly, the right path of  $\mu$  is the empty path if  $G_\mu$  does not contain the edge  $(\rho_\mu, r_\mu)$ .

**Lemma 2 ([10]).** *Every almost-3-connected rooted path-tree admits an SPQ-tree.*

The cornerstone of our contribution is a construction for almost-3-connected rooted path-trees using  $O(\Delta^2)$  slopes. We start by defining the slope set.

**Slope set.** Let  $G$  be an almost-3-connected path-tree and let  $\mathcal{T}$  be an SPQ-tree of  $G$ . For any node  $\mu$  of  $\mathcal{T}$  and for any path-vertex  $v$  in  $G_\mu$  we let  $\delta_\mu(v) = \deg_{G_\mu}(v)$  and we let  $\delta^*$  be the maximum  $\delta_\mu(v)$  over all nodes  $\mu$  and path-vertices  $v$ . Consider the equilateral triangle  $\blacktriangle(abc)$  with vertices  $a$ ,  $b$ , and  $c$  in counter-clockwise order; refer to Fig. 4(a). Assume that the side  $\overline{bc}$  is horizontal, and that  $a$  lies above

$\overline{bc}$ . Let  $b = u_0, u_1, \dots, u_{2\Delta+1} = c$  be the  $2\Delta + 2$  equispaced points along  $\overline{bc}$ . We define the following slope sets:

*Black slope:* The slope 0, i.e., the slope of an horizontal line.

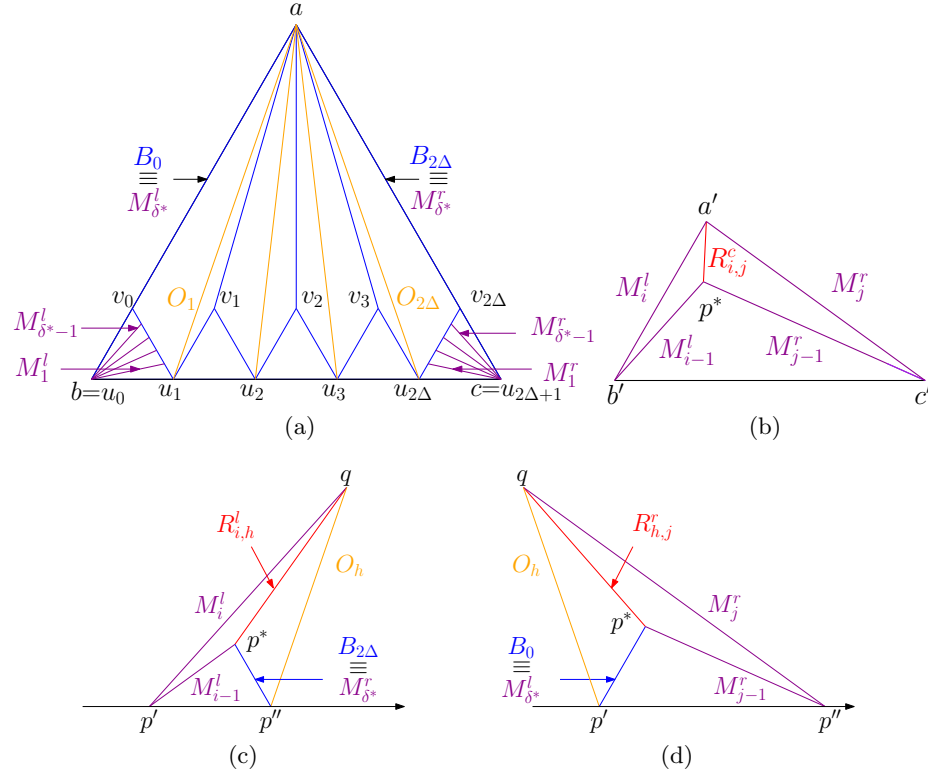
*Orange slopes:* The  $i$ -th orange slope  $O_i$  is the slope of  $\overline{au_i}$ , with  $1 \leq i \leq 2\Delta$ .

*Blue slopes:* The  $i$ -th blue slope  $B_i$  is the slope of  $\overline{av_i}$ , where  $v_i$  is the vertex of the equilateral triangle inside  $\blacktriangle(abc)$  with vertices  $v_i, u_i$ , and  $u_{i+1}$ , with  $0 \leq i \leq 2\Delta$ .

*Magenta slopes:* We have two sets of magenta slopes:

- *Left-magenta slopes:* The  $i$ -th  $l$ -magenta slope  $M_i^l$  is  $\frac{i\pi}{3\delta^*}$ , with  $1 \leq i \leq \delta^* - 1$ . For convenience, we let  $M_{\delta^*}^l = B_0$  and consider  $B_0$  to be also left-magenta.
- *Right-magenta slopes:* The  $i$ -th  $r$ -magenta slope  $M_i^r$  is  $\pi - M_i^l$ , with  $1 \leq i \leq \delta^* - 1$ . Again, we let  $M_{\delta^*}^r = B_{2\Delta}$  and consider  $B_{2\Delta}$  to be also right-magenta.

*Red slopes:* Let  $M_i^l$  be a left-magenta slope, with  $2 \leq i \leq \delta^*$ , and let  $M_j^r$  be a right-magenta slope, with  $2 \leq j \leq \delta^*$ . Also, let  $1 \leq h \leq 2\Delta$ . We have:



**Fig. 4.** (a) Black, orange, blue, left- and right-magenta slopes; (b)  $c$ -red slope  $R_{i,j}^c$ ; (c)  $l$ -red slope  $R_{i,h}^l$ ; and (d)  $r$ -red slope  $R_{h,j}^r$ .

- *Central-red slopes:* Let  $\blacktriangle(a'b'c')$  be a triangle such that the slope of  $\overline{b'c'}$  is the black slope, the slope of  $\overline{c'a'}$  is  $M_j^r$ , and the slope of  $\overline{a'b'}$  is  $M_i^l$ . Let  $p^*$  be the intersection point between the line with slope  $M_{i-1}^l$  passing through  $b'$  and the line with slope  $M_{j-1}^r$  passing through  $c'$ . The *c-red slope*  $R_{i,j}^c$  is the slope of the segment  $\overline{a'p^*}$ ; see Fig. 4(b).
- *Left-red slopes:* Let  $q$  be a point above the  $x$ -axis. Let  $p'$  be the intersection point between the line with slope  $M_i^l$  passing through  $q$  and the  $x$ -axis. Also, let  $p''$  be the intersection point between the line with slope  $O_h$  passing through  $q$  and the  $x$ -axis. Further, let  $p^*$  be the intersection point between the line with slope  $M_{i-1}^l$  passing through  $p'$  and the line with slope  $B_{2\Delta}$  passing through  $p''$ . The *l-red slope*  $R_{i,h}^l$  is the slope of the segment  $\overline{qp^*}$ ; see Fig. 4(c).
- *Right-red slopes:* Let  $q$  be a point above the  $x$ -axis. Let  $p'$  be the intersection point between the line with slope  $O_h$  passing through  $q$  and the  $x$ -axis. Also, let  $p''$  be the intersection point between the line with slope  $M_j^r$  passing through  $q$  and the  $x$ -axis. Further, let  $p^*$  be the intersection point between the line with slope  $B_0$  passing through  $p'$  and the line with slope  $M_{j-1}^r$  passing through  $p''$ . The *r-red slope*  $R_{h,j}^r$  is the slope of the segment  $\overline{qp^*}$ ; see Fig. 4(d).

Let  $\mathcal{S}$  be the union of these slope sets together with the black slope. Note that,

$$\begin{aligned}
|\mathcal{S}| &= 1 + \textcolor{brown}{2}\Delta + \textcolor{blue}{2}\Delta + 1 + 2(\delta^* - 1) + (\delta^* - 1)^2 + 4\Delta(\delta^* - 1) \\
&= \delta^{*2} + 4\Delta\delta^* + 1 \leq 5\Delta^2 - 1
\end{aligned} \tag{1}$$

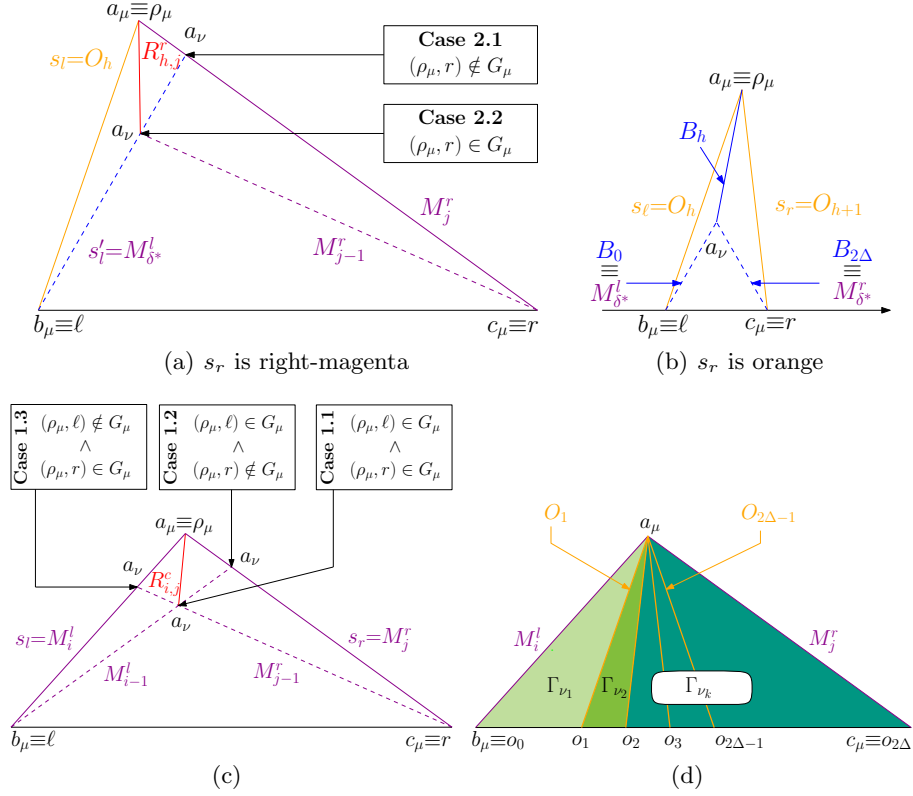
**Construction.** In what follows we assume that  $G$  is rooted at  $\rho$ , with leftmost path-vertex  $\ell$  and rightmost path-vertex  $r$  and that  $\mathcal{T}$  satisfies [Property 1](#). We say that a triangle  $\blacktriangle(a_\mu b_\mu c_\mu)$  is *good* for a node  $\mu$  of  $\mathcal{T}$ , if it satisfies the following properties. First, the side  $\overline{b_\mu c_\mu}$  has the black slope. Second, the slopes  $s_\ell$  and  $s_r$  of the sides  $\overline{a_\mu b_\mu}$  and  $\overline{a_\mu c_\mu}$ , respectively, are such that:

- G.1** If  $s_\ell = O_i$  and  $s_r = O_j$  are orange, then  $j = i + 1$ .
- G.2** If  $\mu$  is an S- or a Q-node, then  $s_\ell$  is either (i) orange or (ii) a left-magenta slope such that  $s_\ell \geq M_{\delta_\mu(\ell_\mu)}^l$ ;
- G.3** If  $\mu$  is an S- or a Q-node, then  $s_r$  is either (i) orange or (ii) a right-magenta slope such that  $s_r \leq M_{\delta_\mu(r_\mu)}^r$ ;
- G.4** If  $\mu$  is an S-node whose pertinent graph contains neither the edge  $(\rho_\mu, \ell_\mu)$  nor the edge  $(\rho_\mu, r_\mu)$ , then at least one among  $s_\ell$  and  $s_r$  is an orange slope;
- G.5** If  $\mu$  is a P-node,  $s_\ell$  is a left-magenta slope such that  $s_\ell \geq M_{\delta_\mu(\ell_\mu)}^l$  and  $s_r$  is a right-magenta slope such that  $s_r \leq M_{\delta_\mu(r_\mu)}^r$ .

Let  $\mu$  be a node of  $\mathcal{T}$  and let  $\blacktriangle(a_\mu b_\mu c_\mu)$  be a good triangle for  $\mu$ . Let  $s_\ell$  and  $s_r$  be the slopes of  $\overline{a_\mu b_\mu}$  and  $\overline{a_\mu c_\mu}$ , respectively. We will recursively construct a planar straight-line drawing  $\Gamma_\mu$  of  $G_\mu$  with the following *geometric properties*:

- P.1**  $\Gamma_\mu$  uses the slopes in  $\mathcal{S}$ .
- P.2** The convex hull of  $\Gamma_\mu$  is the given triangle  $\blacktriangle(a_\mu b_\mu c_\mu)$ , and the vertices  $\rho_\mu$ ,  $\ell_\mu$ , and  $r_\mu$  are mapped to the points  $a_\mu$ ,  $b_\mu$ , and  $c_\mu$ , respectively.





**Fig. 5.** (a)-(c) Construction of a good triangle for the child of an S-node: (a)-(b)  $s_l$  is orange; (c)  $s_l$  and  $s_r$  are magenta. (d) Construction of good triangles for the children of a P-node with  $k = 3$  children. The triangle of each child has a distinct opacity.

**P.3** If  $s_l$  (resp.  $s_r$ ) is left-magenta (resp. right-magenta), then the left path (resp. right path) is  $\nearrow$ -monotone (resp.  $\nwarrow$ -monotone); if  $s_l$  (resp.  $s_r$ ) is orange, then the left path (resp. right path) is  $\nearrow$ -monotone (resp.  $\nwarrow$ -monotone) except, possibly, for the edge incident to  $\rho_\mu$ .

We remark [Property P.3](#) is not needed to compute a drawing of a cycle-tree, but it will turn out to be fundamental to handle nested pseudotrees.

We describe how to construct  $\Gamma_\mu$  in a given good triangle  $\blacktriangle(a_\mu b_\mu c_\mu)$  for  $\mu$ , based on the type of  $\mu$ . The proof that the construction satisfies [Properties P.1](#), [P.2](#), and [P.3](#) can be found in the appendix. When  $\mu$  is the root of  $\mathcal{T}$ , the algorithm yields a planar straight-line drawing  $\Gamma$  of  $G$  using the slopes in  $\mathcal{S}$ .

**Q-NODES.** If  $\mu$  is a Q-node, we obtain  $\Gamma_\mu$  by placing  $\rho_\mu$ ,  $\ell_\mu$ , and  $r_\mu$  at the points  $a_\mu$ ,  $b_\mu$ , and  $c_\mu$ , respectively.

**S-NODES.** If  $\mu$  is an S-node, then the construction of  $\Gamma_\mu$  depends on the degree of  $\rho_\mu$  in  $G_\mu$ . Let  $\nu$  be the unique child of  $\mu$ . For convenience, we let  $\ell = \ell_\mu = \ell_\nu$  and

$r = r_\mu = r_\nu$ . We first recursively build a drawing  $\Gamma_\nu$  of  $G_\nu$  in a triangle  $\blacktriangle(a_\nu b_\nu c_\nu)$  that is good for  $\nu$ , where  $a_\nu$  is appropriately placed in the interior of  $\blacktriangle(a_\mu b_\mu c_\mu)$  while  $b_\nu = b_\mu$  and  $c_\nu = c_\mu$ . Then,  $\Gamma_\mu$  is obtained from  $\Gamma_\nu$  by simply placing  $\rho_\mu$  at  $a_\mu$ , and by drawing the edges incident to  $\rho_\mu$  as straight-line segments.

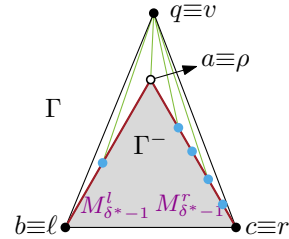
Note that,  $\rho_\mu$  is adjacent to the root  $\rho_\nu$  of  $G_\nu$ , and to either  $\ell$ , or  $r$ , or both. In order to define the point  $a_\nu$ , we now choose the slopes  $s'_\ell$  and  $s'_r$  of the segments  $\overline{a_\nu b_\nu}$  and  $\overline{a_\nu c_\nu}$ , respectively, as follows. We start with  $s'_\ell$ . Since  $\mu$  is an S-node,  $s_\ell$  is either orange or a left-magenta slope  $M_i^l$ . If  $s_\ell$  is orange, then  $s'_\ell = M_{\delta^*}^l$ . See Fig. 5(a) and Fig. 5(b). If  $s_\ell = M_i^l$  and  $(\rho_\mu, \ell)$  belongs to  $G_\mu$ , we have that  $s'_\ell = M_{i-1}^l$ . Notice that, by Property G.2  $i \geq \delta_\mu(\ell)$ , and since  $\ell$  is incident at least to  $(\rho_\mu, \ell)$  and to an edge of the path of  $G$ , we have  $i \geq 2$ . If  $s_\ell = M_i^l$  and  $(\rho_\mu, \ell)$  does not belong to  $G_\mu$ , we have that  $s'_\ell = s_\ell = M_i^l$ . See Fig. 5(c). The choice of  $s'_r$  is symmetric, based on the existence of  $(\rho_\mu, r)$ . Notice that, by Property G.4, if both  $s_\ell$  and  $s_r$  are magenta, then one between  $(\rho_\mu, \ell)$  and  $(\rho_\mu, r)$  exists.

**P-NODES.** If  $\mu$  is a P-node, then let  $\nu_1, \nu_2, \dots, \nu_k$ , with  $2 \leq k \leq 2\Delta + 1$  be the children of  $\mu$ . Recall that, by Property 1, no  $\nu_i$  is a P-node. Refer to Fig. 5(d). Let  $o_i$  be the intersection point between  $\overline{b_\mu c_\mu}$  and the line passing through  $a_\mu$  with slope  $O_i$ , for  $i = 1, \dots, 2\Delta - 1$ . For convenience, we let  $o_0 = b_\mu$  and  $o_{2\Delta} = c_\mu$ . We recursively build a drawing  $\Gamma_{\nu_i}$  of  $G_{\nu_i}$ , with  $i = 1, \dots, k - 1$ , in the triangle  $\blacktriangle(a_\mu o_{i-1} o_i)$ , which is good for  $\nu_i$ , and a drawing  $\Gamma_{\nu_k}$  of  $G_{\nu_k}$  in the triangle  $\blacktriangle(a_\mu o_{k-1} o_{2\Delta})$ , which is good for  $\nu_k$ .  $\Gamma_\mu$  is the union of the  $\Gamma_{\nu_i}$ 's.

**Lemma 3.** *For any almost-3-connected path-tree  $G$  and any triangle  $\blacktriangle(abc)$  that is good for the root of an SPQ-tree of  $G$ , the graph  $G$  admits a planar straight-line drawing inside  $\blacktriangle(abc)$  that satisfies Properties P.1, P.2, and P.3.*

**3-connected cycle-trees.** Let  $G$  be a degree- $\Delta$  3-connected cycle-tree. We show how to exploit Lemma 3 to draw  $G$  using  $O(|S|) = O(\Delta^2)$  slopes. Similarly to path-trees, we call *cycle-vertices* the vertices on the outer boundary of  $G$  and *tree-vertices* the remaining vertices of  $G$ . Let  $\ell, v$ , and  $r$  be three cycle-vertices that appear in this clockwise order along the outer face of  $G$ ; refer to Fig. 6. Remove  $v$  and its incident edges from  $G$ . Denote by  $G^-$  the resulting topological graph. Let  $\pi$  be the graph formed by the edges that belong to the outer face of  $G^-$  and do not belong to the outer face of  $G$ .

Since  $G$  is 3-connected, we have that  $G^-$  is at least 2-connected and that  $\pi$  is a path connecting  $\ell$  and  $r$  that contains at least one tree-vertex different from  $v$ . Let  $\rho$  be any such vertex encountered when traversing  $\pi$  from  $\ell$  to  $r$ . Moreover, the only degree-2 vertices of  $G^-$ , if any, belong to  $\pi$ . Let  $G^*$  be the graph obtained from  $G^-$  by replacing each degree-2 vertex of  $\pi$  different from  $\ell, \rho$ , and  $r$ , if any, with an edge connecting its endpoints. We have that  $G^*$  is an almost-3-connected path-tree rooted at  $\rho$ , with leftmost path-vertex  $\ell$  and rightmost path-vertex  $r$ .



**Fig. 6.** How to draw a 3-connected cycle-tree.

**Lemma 4.** *Every degree- $\Delta$  3-connected cycle-tree  $G$  has  $\text{psn}(G) \in O(|\mathcal{S}|)$ .*

*Proof.* If the outer boundary of  $G$  has 3 vertices, the total number of edges of  $G$  is  $O(\Delta)$  and hence  $\text{psn}(G) \in O(\Delta) \subseteq O(|\mathcal{S}|)$ . So assume that the outer boundary of  $G$  has more than 3 vertices.

Let  $\mathcal{T}$  be the SPQ-tree of  $G^*$  and let  $\blacktriangle(abc)$  be an equilateral triangle. Note that an equilateral triangle is good for the root of  $\mathcal{T}$ , regardless of its type. Let  $\Gamma^*$  be the planar straight-line drawing of  $G^*$  inside  $\blacktriangle(abc)$ , obtained by applying Lemma 3. We prove that there exists a planar straight-line drawing  $\Gamma$  of  $G$  such that  $\text{psn}(\Gamma) \leq \text{psn}(\Gamma^*) + \Delta$ , which implies the statement because  $\text{psn}(\Gamma^*) \in O(|\mathcal{S}|) = O(\Delta^2)$  by Lemma 3. Note that, the slopes  $s_\ell$  and  $s_r$  of  $\overline{ab}$  and  $\overline{ac}$  are the largest  $l$ -magenta slope  $M_{\delta^*}^l$  and the smallest  $r$ -magenta slope  $M_{\delta^*}^r$ , respectively. Moreover, since the drawing  $\Gamma^*$  inside  $\blacktriangle(abc)$  has been obtained by applying Lemma 3, we have that  $\Gamma^*$  satisfies Property P.3. We construct a planar straight-line drawing  $\Gamma$  of  $G$  as follows; refer to Fig. 6. First, we obtain a planar straight-line drawing  $\Gamma^-$  of  $G^-$  from  $\Gamma^*$ , by subdividing the edges that stemmed from the contraction operations (which yielded  $G^*$  from  $G^-$ ). Clearly,  $\text{psn}(\Gamma^-) = \text{psn}(\Gamma^*)$ .  $\Gamma^-$  exhibits the following useful property: By Property P.3 of  $\Gamma^*$ , we have that the subpath of  $\pi$  from  $\ell$  to  $\rho$  is  $\nearrow$ -monotone and that the subpath of  $\pi$  from  $r$  to  $\rho$  is  $\nwarrow$ -monotone. Second, we select a point  $q$  vertically above  $\rho$  such that all the straight-line segments connecting  $q$  to each of the vertices of  $\pi$  do not cross  $\Gamma^-$ . The existence of such a point is guaranteed by the above property. Finally, we obtain  $\Gamma$  from  $\Gamma^-$  by placing  $v$  at point  $q$ , and by drawing its incident edges as straight-line segments. Since  $v$  has at most degree  $\Delta$ , we have that  $\text{psn}(\Gamma) \leq \text{psn}(\Gamma^-) + \Delta$ .  $\square$

**Proof of Theorem 1** Halin graphs are 3-connected cycle-trees with  $\delta^*=3$  because each path-vertex has two incident edges that are incident to the outer face and it is a leaf when these two edges are removed. From Section 3.1 we have  $|\mathcal{S}|=12\Delta+10$ . Thus Lemma 4 implies Theorem 1.  $\square$

### 3.2 2-connected and 1-connected Instances

We can extend the result of Lemma 4 to 2- and 1-connected cycle-trees. To this aim we define the concept of  $(w, z)$ -flag and of  $c$ -flag of  $G$ .

Let  $c$  be a cut-vertex of  $G$ . By removing  $c$  from  $G$ , we obtain  $k \geq 2$  connected subgraphs  $H_1, H_2, \dots, H_k$ . The subgraph  $C_i$  of  $G$  induced by  $V(H_i) \cup \{c\}$  is a component of  $G$  with respect to  $c$  ( $1 \leq i \leq k$ ). One of such components, say  $C_1$ , contains all the cycle-vertices of  $G$ . The union of all components different from  $C_1$  is called the  $c$ -flag of  $G$ . We say that a cut-vertex  $c'$  is *dominated* by  $c$  if  $c'$  belongs to the  $c$ -flag of  $G$ . A cut-vertex is *dominant* when it is not dominated by another cut-vertex. Let  $\{w, z\}$  be a 2-cut of  $G$ , where  $w$  is a tree-vertex and  $z$  is a cycle-vertex. By removing  $w$  and  $z$  from  $G$ , we obtain  $k \geq 2$  connected subgraphs  $H_1, H_2, \dots, H_k$ . The subgraph  $C_i$  of  $G$  induced by  $V(H_i) \cup \{w, z\}$  is a component of  $G$  with respect to  $\{w, z\}$  ( $1 \leq i \leq k$ ). One of such components, say  $C_1$ , contains all the cycle-vertices of  $G$ . The union of all components different

from  $C_1$  is called the  $(w, z)$ -flag of  $G$ . We say that a 2-cut  $\{w', z\}$ , with  $w' \neq w$ , is *dominated* by  $\{w, z\}$  if  $w'$  belongs to the  $(w, z)$ -flag of  $G$ . A 2-cut  $\{w, z\}$  is *dominant* when no other 2-cut dominates it.

Let  $G_1$  be the graph obtained from  $G$  by removing, for each dominant cut-vertex  $c$ , all vertices of the  $c$ -flag of  $G$  except  $c$ . We call  $G_1$  the *1-frame graph* of  $G$ . Let  $G_2$  be the graph obtained from  $G_1$  by removing, for each dominant 2-cut  $\{w, z\}$ , all vertices of the  $(w, z)$ -flag of  $G_1$  except  $w$  and  $z$ , and by adding the edge  $(w, z)$ , called the *virtual edge* of  $\{w, z\}$ , if it does not already exist in  $G$ . We call  $G_2$  the *2-frame graph* of  $G$ .

We draw the 2-frame by means of [Lemma 4](#) and then we add back the  $(w, z)$ -flags and the  $c$ -flag. Notice that, removing the vertex  $z$  from a  $(w, z)$ -flag yields a tree, and therefore each  $(w, z)$ -flag is a partial 2-tree. It follows that the  $(w, z)$ -flags and the  $c$ -flags (which are trees) can be drawn by exploiting [Theorem 4](#) (see [Appendix D](#) for details).

**Theorem 5.** *Every degree- $\Delta$  cycle-tree has planar slope number  $O(\Delta^2)$ .*

## 4 Nested Pseudotrees

To prove [Theorem 2](#), we first consider nested-pseudotrees whose external boundary is a chordless cycle. We call such graphs *cycle-pseudotrees* (see [Fig. 1](#)). The full version of this section can be found in [Appendix E](#).

**Cycle-Pseudotrees.** Let  $H$  be a degree- $\Delta$  cycle-pseudotree with pseudotree  $P$  and let  $e = (u, v)$  be a given edge of the cycle of  $P$ , which we call the *reference edge*. Let  $G$  be the graph obtained by removing  $e$  from  $H$ . Clearly,  $G$  is a cycle-tree, and  $u$  and  $v$  are tree-vertices of  $G$ . Let  $G_1$  be the 1-frame of  $G$  and let  $G_2$  be the 2-frame of  $G_1$ . A vertex  $x$  *belongs* to the  $c$ -flag of  $G$  (for some cut-vertex  $c$ ) if  $x$  is a tree-vertex of the flag different from  $c$ ; analogously  $x$  belongs to the  $(w, z)$ -flag of  $G$  (for some 2-cut  $\{w, z\}$ ), if  $x$  is a tree-vertex of the flag and  $x \neq w$ .

We distinguish cases based on the endpoints of  $e$ . For each case, we will show how to obtain a planar straight-line drawing  $\Gamma$  of  $H$  using  $O(\Delta^2)$  slopes. All the flags considered below arise from dominant cut-vertices and dominant 2-cuts.

**Case A.** There exists a cut-vertex  $c$  of  $G$  such that  $u$  belongs to the  $c$ -flag. We distinguish four subcases: **A.1**  $v$  belongs to the  $c$ -flag, **A.2**  $v$  belongs to the  $c'$ -flag of some cut-vertex  $c' \neq c$  of  $G$ , **A.3**  $v$  belongs to the  $(w, z)$ -flag of a 2-cut  $\{w, z\}$  of  $G_1$ , or **A.4**  $v$  belongs to  $G_2$ .

If Case A does not apply, then we may assume that neither  $u$  nor  $v$  belong to a  $c$ -flag of any cut-vertex  $c$  of  $G$ . In particular, both  $u$  and  $v$  belong to  $G_1$ .

**Case B.** There exists a 2-cut  $\{w, z\}$  of  $G_1$  such that  $u$  belongs to the  $(w, z)$ -flag. We distinguish three subcases: **B.1**  $v$  belongs to the  $(w, z)$ -flag, **B.2**  $v$  belongs to the  $(w', z')$ -flag of some 2-cut  $\{w', z'\} \neq \{w, z\}$  of  $G_1$ , **B.3**  $v$  belongs to  $G_2$ .

**Case C.** If Case A and Case B do not apply, then both  $u$  and  $v$  belong to  $G_2$ .

We obtain  $\Gamma$  recursively. Each of the cases yields either a smaller instance to which a different case applies or it is a base case (i.e., **A.1**, **B.1**, and **C**) in which we use [Theorem 5](#) to obtain a planar straight-line drawing using  $O(\Delta^2)$  slopes.

Crucially in all cases the depth of the recursion is constant and each recursive call increases the number of slopes by  $O(\Delta)$ . This leads to the following.

**Theorem 6.** *Every degree- $\Delta$  cycle-pseudotree has planar slope number  $O(\Delta^2)$ .*

**Proof of Theorem 2.** A nested pseudotree  $G$  is a cycle-pseudotree together with a (possibly empty) set of partial two-trees hanging from 2-cuts formed by edges of the chordless cycle  $C$  containing the pseudotree or from cut-vertices of  $C$ . We first draw the cycle-pseudotree via Theorem 6 and then attach the hanging partial 2-trees as drawn with Theorem 4. This results in the use of  $O(\Delta^2)$  slopes.

## 5 Conclusions and Open Problems

In this paper we proved a quadratic upper bound on the planar slope number of nested pseudotrees. In the special case of Halin graphs we have an asymptotically tight  $O(\Delta)$  bound. Our proofs are constructive and yield polynomial-time algorithms. Still the coordinates of the vertices may use a super-linear number of bits. It remains open whether the same upper bounds on the slope number can be achieved if the vertices must lie on an integer grid of polynomial size. Also it would be interesting to establish whether the upper bound of Theorem 2 is tight and whether it also applies to nested pseudoforests. Finally, is there a subexponential upper bound on the planar slope number of 2-outerplanar graphs? This question is interesting even for 2-connected graphs.

## References

1. Angelini, P., Bruckdorfer, T., Di Battista, G., Kaufmann, M., Mchedlidze, T., Roselli, V., Squarcella, C.: Small universal point sets for  $k$ -outerplanar graphs. *Discret. Comput. Geom.* **60**(2), 430–470 (2018). <https://doi.org/10.1007/s00454-018-0009-x>
2. Angelini, P., Di Battista, G., Kaufmann, M., Mchedlidze, T., Roselli, V., Squarcella, C.: Small point sets for simply-nested planar graphs. In: *Graph Drawing. LNCS*, vol. 7034, pp. 75–85. Springer (2011)
3. Arnborg, S., Proskurowski, A., Corneil, D.G.: Forbidden minors characterization of partial 3-trees. *Discret. Math.* **80**(1), 1–19 (1990). [https://doi.org/10.1016/0012-365X\(90\)90292-P](https://doi.org/10.1016/0012-365X(90)90292-P)
4. Barát, J., Matousek, J., Wood, D.R.: Bounded-degree graphs have arbitrarily large geometric thickness. *Electr. J. Comb.* **13**(1) (2006)
5. Bekos, M.A., Bruckdorfer, T., Kaufmann, M., Raftopoulou, C.N.: The book thickness of 1-planar graphs is constant. *Algorithmica* **79**(2), 444–465 (2017). <https://doi.org/10.1007/s00453-016-0203-2>
6. Bekos, M.A., Da Lozzo, G., Griesbach, S., Gronemann, M., Montecchiani, F., Raftopoulou, C.N.: Book embeddings of nonplanar graphs with small faces in few pages. In: Cabello, S., Chen, D.Z. (eds.) *36th Int. Symposium on Computational Geometry, SoCG 2020. LIPIcs*, vol. 164, pp. 16:1–16:17. Schloss Dagstuhl - Leibniz-Zentrum für Informatik (2020). <https://doi.org/10.4230/LIPIcs.SocG.2020.16>
7. Bodlaender, H.L.: A partial  $k$ -arboretum of graphs with bounded treewidth. *Theor. Comput. Sci.* **209**(1-2), 1–45 (1998). [https://doi.org/10.1016/S0304-3975\(97\)00228-4](https://doi.org/10.1016/S0304-3975(97)00228-4)

8. Chang, H., Lu, H.: Computing the girth of a planar graph in linear time. *SIAM J. Comput.* **42**(3), 1077–1094 (2013). <https://doi.org/10.1137/110832033>
9. Cimikowski, R.J.: Finding hamiltonian cycles in certain planar graphs. *Inf. Process. Lett.* **35**(5), 249–254 (1990). [https://doi.org/10.1016/0020-0190\(90\)90053-Z](https://doi.org/10.1016/0020-0190(90)90053-Z)
10. Da Lozzo, G., Devanny, W.E., Eppstein, D., Johnson, T.: Square-contact representations of partial 2-trees and triconnected simply-nested graphs. In: Okamoto, Y., Tokuyama, T. (eds.) *ISAAC 2017. LIPIcs*, vol. 92, pp. 24:1–24:14. Schloss Dagstuhl - Leibniz-Zentrum für Informatik (2017). <https://doi.org/10.4230/LIPIcs.ISAAC.2017.24>
11. Da Lozzo, G., Eppstein, D., Goodrich, M.T., Gupta, S.: Subexponential-time and FPT algorithms for embedded flat clustered planarity. In: Brandstädt, A., Köhler, E., Meer, K. (eds.) *WG 2018. LNCS*, vol. 11159, pp. 111–124. Springer (2018). [https://doi.org/10.1007/978-3-030-00256-5\\_10](https://doi.org/10.1007/978-3-030-00256-5_10)
12. Di Giacomo, E., Didimo, W., Liotta, G., Meijer, H.: Computing radial drawings on the minimum number of circles. *J. Graph Algorithms Appl.* **9**(3), 365–389 (2005). <https://doi.org/10.7155/jgaa.00114>
13. Di Giacomo, E., Liotta, G., Montecchiani, F.: Drawing outer 1-planar graphs with few slopes. *J. Graph Algorithms Appl.* **19**(2), 707–741 (2015)
14. Di Giacomo, E., Liotta, G., Montecchiani, F.: Drawing subcubic planar graphs with four slopes and optimal angular resolution. *Theor. Comput. Sci.* **714**, 51–73 (2018). <https://doi.org/10.1016/j.tcs.2017.12.004>
15. Dujmović, V., Eppstein, D., Suderman, M., Wood, D.R.: Drawings of planar graphs with few slopes and segments. *Comput. Geom.* **38**(3), 194–212 (2007). <https://doi.org/10.1016/j.comgeo.2006.09.002>
16. Dujmović, V., Frati, F.: Stack and queue layouts via layered separators. *J. Graph Algorithms Appl.* **22**(1), 89–99 (2018). <https://doi.org/10.7155/jgaa.00454>
17. Halin, R.: Studies on minimally  $n$ -connected graphs. In: *Combinatorial Mathematics and its Applications (Proc. Conf., Oxford, 1969)*. p. 129–136. Academic Press, London (1971)
18. Jelínek, V., Jelínková, E., Kratochvíl, J., Lidický, B., Tesar, M., Vyskocil, T.: The planar slope number of planar partial 3-trees of bounded degree. *Graphs and Combinatorics* **29**(4), 981–1005 (2013)
19. Keszegh, B., Pach, J., Pálvölgyi, D.: Drawing planar graphs of bounded degree with few slopes. *SIAM J. Discrete Math.* **27**(2), 1171–1183 (2013)
20. Knauer, K.B., Micek, P., Walczak, B.: Outerplanar graph drawings with few slopes. *Comput. Geom.* **47**(5), 614–624 (2014)
21. Lenhart, W., Liotta, G., Mondal, D., Nishat, R.I.: Planar and plane slope number of partial 2-trees. In: *Graph Drawing. Lecture Notes in Computer Science*, vol. 8242, pp. 412–423. Springer (2013)
22. Pach, J., Pálvölgyi, D.: Bounded-degree graphs can have arbitrarily large slope numbers. *Electr. J. Comb.* **13**(1) (2006)
23. Robertson, N., Seymour, P.D.: Graph minors. III. planar tree-width. *J. Comb. Theory, Ser. B* **36**(1), 49–64 (1984). [https://doi.org/10.1016/0095-8956\(84\)90013-3](https://doi.org/10.1016/0095-8956(84)90013-3)
24. Tutte, W.T.: How to Draw a Graph. *Proceedings of the London Mathematical Society* **s3-13**(1), 743–767 (01 1963). <https://doi.org/10.1112/plms/s3-13.1.743>
25. Wade, G.A., Chu, J.H.: Drawability of complete graphs using a minimal slope set. *The Computer Journal* **37**(2), 139–142 (1994)
26. Yannakakis, M.: Embedding planar graphs in four pages. *J. Comput. Syst. Sci.* **38**(1), 36–67 (1989). [https://doi.org/10.1016/0022-0000\(89\)90032-9](https://doi.org/10.1016/0022-0000(89)90032-9)

## Appendix

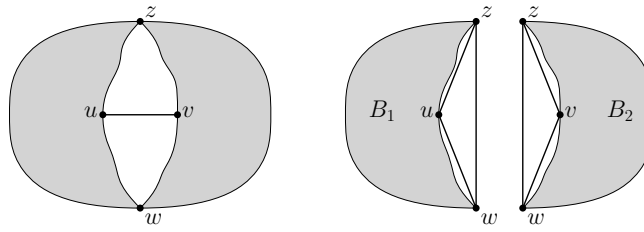
### A Proof of Theorem 3

**Theorem 3** ( $\star$ ). *Nested pseudotrees have treewidth at most 4, which is tight.*

*Proof. Lower bound.* The graph of the octahedron is a nested pseudotree whose cycle and pseudotree are both triangles. This graph is one of the forbidden minors for treewidth-3 graphs [3]. Therefore, there is a nested pseudotree with treewidth at least 4.

*Upper bound.* First, we will show that each cycle-tree has treewidth at most 3, and then we will extend this bound to show that each nested pseudotree has treewidth at most 4.

Since each cycle-tree has *radius*  $r = 1$  (defined as the maximum distance of an inner face from the outer face), it follows from a theorem of Robertson and Seymour [23] that they have treewidth at most  $3r + 1 = 4$ . However, we can prove, more strongly, that any cycle-tree  $G$  has treewidth at most 3. To this aim we prove that  $G$  has a tree decomposition of width 3. We can assume that  $G$  is 2-connected. If  $G$  is not 2-connected, then it has a 2-connected component  $B$  that contains all the vertices of the cycle of  $G$ ; any other 2-connected component only contains vertices of the tree and hence it is an edge. Since the treewidth of a graph is the maximum treewidth of its 2-connected components [7], we can concentrate on the component  $B$ . The proof is by induction on the number of edges in the tree. If the tree has no edge, then it has only one vertex and  $G$  is a subgraph of a wheel graph. Since a wheel graph is a Halin graph, it has treewidth 3 [7].



**Fig. 7.** Illustration for the proof of Theorem 3

Suppose now that  $G$  has at least one tree edge  $(u, v)$ . This edge is shared by two faces, each of which contains at least one external vertex. Let  $w$  and  $z$  be two external vertices, one for each of the two faces. Removing  $(u, v)$ , the pair  $\{w, z\}$  becomes a 2-cut (see Fig. 7), which splits the graphs into two components, one having  $w, z$ , and  $u$  on the outer boundary, call it  $B_1$ , and one having  $w, z$ , and  $v$  on the outer boundary, call it  $B_2$ . We add to  $B_1$  the edges  $(w, z)$ ,  $(z, u)$ , and  $(u, w)$ , if they do not exist; analogously, we add to  $B_2$  the edges  $(w, z)$ ,  $(z, v)$ , and

$(v, w)$ , if they do not exist. After this addition both  $B_1$  and  $B_2$  are cycle-trees whose trees have at least one edge less than the tree of  $G$ . By induction they admit a tree decomposition of width 3. Since  $B_1$  contains the 3-cycle  $(w, z)$ ,  $(z, u)$ , and  $(u, w)$ , in the tree decomposition of  $B_1$  there must be a bag  $X_1$  containing the three vertices  $u$ ,  $w$  and  $z$ . Analogously, in the tree decomposition of  $B_2$  there must be a bag  $X_2$  containing the three vertices  $v$ ,  $w$ , and  $z$ . We combine these two tree decompositions by adding a new bag containing the vertices  $u$ ,  $v$ ,  $w$ , and  $z$  and connecting it to both  $X_1$  and  $X_2$ . The resulting tree is a tree decomposition of  $G$ , whose width is clearly 3.

We will use this result to establish that the treewidth of any nested pseudotree is at most 4.

First, notice that a cycle-pseudotree is simply a cycle-tree plus one edge. Moreover, adding one edge to any graph increases the treewidth by at most one. Thus, since we have shown that every cycle-tree has treewidth at most 3, each cycle-pseudotree has treewidth at most 4.

Finally, we extend this bound to each nested pseudotree. Consider any nested pseudotree  $G$ . Observe that  $G$  consists of a cycle-pseudotree  $H$  together with a (possibly empty) set of partial 2-trees hanging from 2-cuts formed by edges of the chordless cycle containing the pseudotree. Consequently, any tree decomposition of  $H$  with width  $t$  can be extended to a tree decomposition of  $G$  where the width is  $\max\{2, t\}$ . Thus, since  $H$  has treewidth at most 4, we have that  $G$  also has treewidth at most 4.  $\square$

## B Proof of Lemma 1

**Lemma 1** ( $\star$ ). *For every degree- $\Delta$  cycle-tree  $G$  and irreducible cycle-tree  $G'$  obtained from  $G$  by any sequence of contractions,  $\text{psn}(G) \leq \text{psn}(G')$ .*

*Proof.* First,  $G'$  has at most degree  $\Delta$ , as each contraction does not increase the degree of any vertex. Let  $\Gamma'$  be a planar straight-line drawing of  $G'$ . A planar straight-line drawing  $\Gamma$  of  $G$  can be obtained from  $\Gamma'$  by subdividing the edges that stemmed from the contraction operations. Clearly,  $\text{psn}(\Gamma) = \text{psn}(\Gamma')$ , and consequently  $\text{psn}(G) \leq \text{psn}(G')$ .  $\square$

## C Proof of Properties P.1, P.2, and P.3 for Q-, S- and P-nodes

The fact that Properties P.1, P.2, and P.3 are satisfied by the drawing  $\Gamma_\mu$  when  $\mu$  is a Q-node trivially follows by construction. Hence, it remains to consider S- and P-nodes.

Recall that the degree of a vertex  $v$  in  $G_\mu$  is denoted by  $\deg_{G_\mu}(v)$ ; since this leads no confusion here, we let  $\deg_\mu(v) = \deg_{G_\mu}(v)$ .

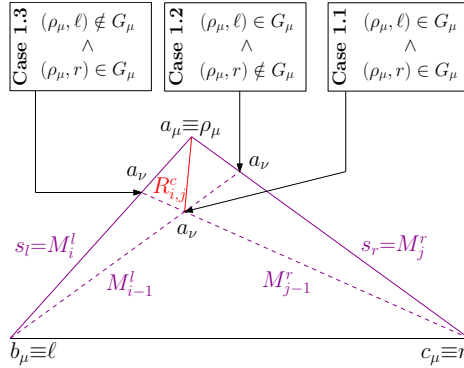
**Lemma 5.** *Let  $\mu$  be an S-node.  $\Gamma_\mu$  satisfies Properties P.1, P.2, and P.3.*



*Proof.* For each of the cases in the construction of Section 3.1, we start by proving the following: (i) the triangle  $\blacktriangle(a_\nu b_\mu c_\mu)$  is good for  $\nu$ , (ii) the slope of  $\overline{a_\nu a_\mu}$  belongs to  $\mathcal{S}$ , and (iii)  $\Gamma_\mu$  satisfies Property P.3. Then, we prove that  $\Gamma_\mu$  is a planar straight-line drawing, and that it satisfies Properties P.1 and P.2.

Observe that, by construction, neither  $s'_l$  nor  $s'_r$  are orange. Thus,  $\blacktriangle(a_\nu b_\mu c_\mu)$  trivially satisfies Property G.1. Furthermore, since  $G_\mu$  is an almost-3-connected path-tree and since  $\mu$  is an S-node, we have that if  $\nu$  is also an S-node, then at least one of the edges  $(\rho_\nu, \ell)$  and  $(\rho_\nu, r)$  must exist. Thus,  $\blacktriangle(a_\nu b_\mu c_\mu)$  also trivially satisfies Property G.4. Due to these observations, in order to prove (i), it remains to argue about Properties G.2, G.3, and G.5. The proof splits into four cases, corresponding to the four possible combinations of colors for the slopes of  $s_l$  and  $s_r$ . In all cases, we show that  $s'_l$  (resp.  $s'_r$ ) is a left-magenta slope (resp. right-magenta slope) which satisfies Properties G.2 and G.5 (resp. Properties G.3 and G.5). Along the way, we also prove (ii) and (iii). We start by observing that if  $s_l$  is a left-magenta slope  $M_i^l$  and the edge  $(\rho_\mu, \ell)$  belongs to  $G_\mu$ , then  $i \geq 2$ . Namely, by Property G.2  $i \geq \delta_\mu(\ell)$ , and since  $\ell$  is incident to an edge of the path of  $G$ , if  $(\rho_\mu, \ell)$  belongs to  $G_\mu$ , then  $\delta_\mu(\ell) \geq 2$ . Analogously, if  $s_r$  is a right-magenta slope  $M_j^r$  and the edge  $(\rho_\mu, r)$  belongs to  $G_\mu$ , then  $j \geq 2$ .

**Case 1:** Both  $s_l$  and  $s_r$  are magenta slopes, i.e.,  $s_l = M_i^l$  and  $s_r = M_j^r$ , with  $1 \leq i \leq \delta^*$  and  $1 \leq j \leq \delta^*$ . Since  $\blacktriangle(a_\mu b_\mu c_\mu)$  is good for  $\mu$ , Property G.4 implies that at least one of  $(\rho_\mu, \ell)$  and  $(\rho_\mu, r)$  belongs to  $G_\mu$ . There are three subcases Case 1.1, Case 1.2, and Case 1.3. Refer to Fig. 8.



**Fig. 8.** Construction of triangle  $\blacktriangle(a'bc)$  when both  $s_l$  and  $s_r$  are magenta.

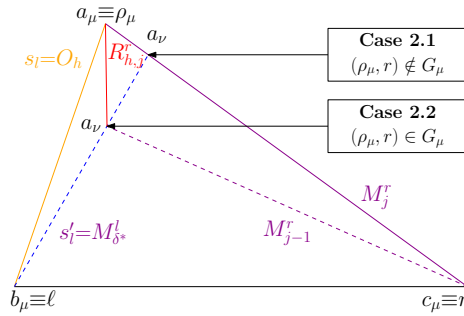
Case 1.1: both  $(\rho_\mu, \ell)$  and  $(\rho_\mu, r)$  belong to  $G_\mu$ . In this case,  $s'_l = M_{i-1}^l$  and  $s'_r = M_{j-1}^r$ . Since  $i, j \geq 2$  both  $M_{i-1}^l$  and  $M_{j-1}^r$  exist. We have  $\deg_\nu(\ell) = \deg_\mu(\ell) - 1$  and  $\deg_\nu(r) = \deg_\mu(r) - 1$ . Therefore,  $s'_l = M_{i-1}^l \geq M_{\delta_\nu(\ell)}^l$ , since  $s_l = M_i^l \geq M_{\delta_\mu(\ell)}^l$ , and  $s'_r = M_{j-1}^r \leq M_{\delta_\nu(r)}^r$ , since  $s_r = M_j^r \leq M_{\delta_\mu(r)}^r$ . It follows that  $\blacktriangle(a_\nu b_\mu c_\mu)$  is good for  $\nu$ . The slope of the segment  $\overline{a_\nu a_\mu}$  is the  $c$ -red slope

$R_{i,j}^c$ . Furthermore, both the left and the right path of  $\mu$  consist of the edge  $(\rho_\mu, \ell_\mu)$  and the edge  $(\rho_\mu, r_\mu)$ , respectively, and thus  $\Gamma_\mu$  trivially satisfies [Property P.3](#).

Case 1.2:  $(\rho_\mu, \ell)$  belongs to  $G_\mu$  and  $(\rho_\mu, r)$  does not belong to  $G_\mu$ . In this case,  $s'_l = M_{i-1}^l$  and  $s'_r = M_j^r$ . Since  $i \geq 2$ ,  $M_{i-1}^l$  exists. We have  $\deg_\nu(\ell) = \deg_\mu(\ell) - 1$  and  $\deg_\nu(r) = \deg_\mu(r)$ . Similarly to Case 1.1,  $s'_l = M_{i-1}^l \geq M_{\delta_\nu(\ell)}^l$ , and  $s'_r = M_j^r \leq M_{\delta_\nu(r)}^r$ . It follows that  $\blacktriangle(a_\nu b_\mu c_\mu)$  is good for  $\nu$ . The slope of the segment  $\overline{a_\nu a_\mu}$  is the  $r$ -magenta slope  $M_j^r$ . Furthermore, the left path of  $\mu$  consists of the edge  $(\rho_\mu, \ell)$ . Also, the right path of  $\mu$  consists of the right path  $\pi_r$  of  $\nu$  and the edge  $(\rho_\nu, \rho_\mu)$ . Since  $s'_r$  is a right-magenta slope, by [Property P.3](#) of  $\Gamma_\nu$ , we have that  $\pi_r$  is  $\nearrow$ -monotone. Finally, since the slope of the edge  $(\rho_\nu, \rho_\mu)$  is  $M_j^r$ , we have that  $\rho_\mu$  lies above and to the left of  $\rho_\nu$ . Therefore,  $\Gamma_\mu$  satisfies [Property P.3](#).

Case 1.3:  $(\rho_\mu, \ell)$  does not belong to  $G_\mu$  and  $(\rho_\mu, r)$  belongs to  $G_\mu$ . We have  $\deg_\nu(\ell) = \deg_\mu(\ell)$  and  $\deg_\nu(r) = \deg_\mu(r) - 1$ . We have  $s'_l = M_i^l \geq M_{\delta_\nu(\ell)}^l$ , and  $s'_r = M_{j-1}^r \leq M_{\delta_\nu(r)}^r$ . Since  $j \geq 2$ ,  $M_{j-1}^r$  exists. It follows that  $\blacktriangle(a_\nu b_\mu c_\mu)$  is good for  $\nu$ . The slope of the segment  $\overline{a_\nu a_\mu}$  is the  $l$ -magenta slope  $M_i^l$ . Furthermore, the right path of  $\mu$  consists of the edge  $(\rho_\mu, r)$ . Also, the left path of  $\mu$  consists of the left path  $\pi_\ell$  of  $\nu$  and the edge  $(\rho_\nu, \rho_\mu)$ . Since  $s'_l$  is a left-magenta slope, by [Property P.3](#) of  $\Gamma_\nu$ , we have that  $\pi_\ell$  is  $\nearrow$ -monotone. Finally, since the slope of the edge  $(\rho_\nu, \rho_\mu)$  is  $M_i^l$ , we have that  $\rho_\mu$  lies above and to the right of  $\rho_\nu$ . Therefore,  $\Gamma_\mu$  satisfies [Property P.3](#).

**Case 2:** The slopes  $s_l$  and  $s_r$  are orange and right-magenta, respectively. That is,  $s_l = O_h$ , with  $1 \leq h \leq 2\Delta$ , and  $s_r = M_j^r$ , with  $1 \leq j \leq \delta^*$ . Note that, by construction,  $s'_l = M_{\delta^*}^l$ . We distinguish two subcases, based on whether  $(\rho_\mu, r)$  belongs to  $G_\mu$ . Refer to [Fig. 9](#).



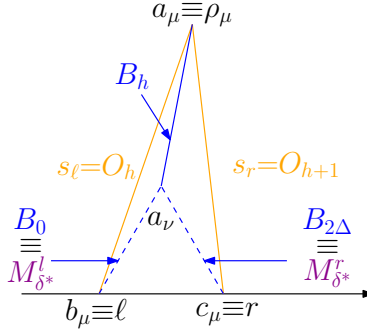
**Fig. 9.** Construction of triangle  $\blacktriangle(a_\nu b_\mu c_\mu)$  when  $s_l$  is orange and  $s_r$  is right-magenta.

Case 2.1:  $(\rho_\mu, r)$  does not belong to  $G_\mu$ . In this case,  $s'_r = M_j^r = s_r$ . We have that  $\deg_\nu(\ell) \leq \deg_\mu(\ell)$  and  $\deg_\nu(r) = \deg_\mu(r)$ . Therefore,  $s'_l = M_{\delta^*}^l \geq M_{\delta_\nu(\ell)}^l$ , since  $M_{\delta^*}^l$  is the largest left-magenta slope, and  $s'_r = M_j^r \leq M_{\delta_\nu(r)}^r$ , since  $s_r = M_j^r \leq M_{\delta_\mu(r)}^r$ . It follows that  $\blacktriangle(a_\nu b_\mu c_\mu)$  is good for  $\nu$ . The slope of the

segment  $\overline{a_\nu a_\mu}$  is the  $r$ -magenta slope  $M_j^r$ . The proof that  $\Gamma_\mu$  satisfies [Property P.3](#) is the same as in Case 1.2.

Case 2.2:  $(\rho_\mu, r)$  belongs to  $G_\mu$ . In this case,  $s'_r = M_{j-1}^r$ . Since  $j \geq 2$ ,  $M_{j-1}^r$  exists. We have that  $\deg_\nu(\ell) \leq \deg_\mu(\ell)$  and  $\deg_\nu(r) = \deg_\mu(r) - 1$ . Therefore,  $s'_l = M_{\delta^*}^l \geq M_{\delta_\nu(\ell)}^l$  as for Case 2.1, and  $s'_r = M_{j-1}^r \leq M_{\delta_\nu(r)}^r$ , since  $s_r = M_j^r \leq M_{\delta_\mu(r)}^r$ . It follows that  $\blacktriangle(a_\nu b_\mu c_\mu)$  is good for  $\nu$ . The slope of the segment  $\overline{a_\nu a_\mu}$  is the  $r$ -red slope  $R_{h,j}^r$ . The proof that  $\Gamma_\mu$  satisfies [Property P.3](#) is the same as in Case 1.1, if  $(\rho_\mu, \ell)$  belongs to  $G_\mu$ . Otherwise, the right path of  $\mu$  consists of the edge  $(\rho_\mu, r)$ . Also, the left path of  $\mu$  consists of the left path  $\pi_\ell$  of  $\nu$  and the edge  $(\rho_\nu, \rho_\mu)$ . Since  $s'_\ell$  is a left-magenta slope, by [Property P.3](#) of  $\Gamma_\nu$ , we have that  $\pi_\ell$  is  $\nearrow$ -monotone. Therefore,  $\Gamma_\mu$  satisfies [Property P.3](#).

**Case 3:** The slopes  $s_l$  and  $s_r$  are right-magenta and orange, respectively. I.e.,  $s_l = M_i^l$ , with  $1 \leq i \leq \delta^*$ , and  $s_r = O_h$ , with  $1 \leq h \leq 2\Delta$ . The proof of this case is based on two subcases symmetric to those of Case 2. Namely, Case 3.1 (i.e.,  $(\rho_\mu, r)$  does not belong to  $G_\mu$ ) and Case 3.2 (i.e.,  $(\rho_\mu, r)$  belongs to  $G_\mu$ ). In particular, the slope of the segment  $\overline{a_\nu a_\mu}$  is the  $l$ -magenta slope  $M_i^l$  in Case 3.1 and the  $l$ -red slope  $R_{i,h}^l$  in Case 3.2. The proof that  $\Gamma_\mu$  satisfies [Property P.3](#) is also symmetric to the one in Case 2.



**Fig. 10.** Construction of triangle  $\blacktriangle(a'bc)$  when  $s_l$  and  $s_r$  are orange.

**Case 4:** The slopes  $s_l$  and  $s_r$  are orange. By [Property G.1](#), we have that  $s_l = O_h$  and  $s_r = O_{h+1}$ , with  $1 \leq h \leq 2\Delta$ . Refer to [Fig. 10](#). In this case,  $s'_l = M_{\delta^*}^l$  and  $s'_r = M_{\delta^*}^r$ . We have that  $\deg_\nu(\ell) \leq \deg_\mu(\ell)$  and  $\deg_\nu(r) \leq \deg_\mu(r)$ . Therefore,  $s'_l = M_{\delta^*}^l \geq M_{\delta_\nu(\ell)}^l$ , since  $M_{\delta^*}^l$  is the largest left-magenta slope, and  $s'_r = M_{\delta^*}^r \leq M_{\delta_\nu(r)}^r$ , since  $M_{\delta^*}^r$  is the smallest right-magenta slope. It follows that  $\blacktriangle(a_\nu b_\mu c_\mu)$  is good for  $\nu$ . The slope of the segment  $\overline{a_\nu a_\mu}$  is the blue slope  $B_h$ . Finally, we argue about [Property P.3](#) of  $\Gamma_\mu$ . We only consider the left path of  $\mu$ , as the right path can be treated symmetrically. Recall that, since  $s_\ell$  is orange, in order to satisfy this property, the left path of  $\mu$  needs to be  $\nearrow$ -monotone, except for its edge incident to  $\rho_\mu$ . If the edge  $(\rho_\mu, \ell)$  belongs to  $G_\mu$ , then the left path of  $\mu$  consists of just the edge  $(\rho_\mu, \ell)$ . Otherwise, the left path of  $\mu$  consists

of the left path  $\pi_\ell$  of  $\nu$  and the edge  $(\rho_\nu, \rho_\mu)$ . Since  $s'_\ell$  is a left-magenta slope, by [Property P.3](#) of  $\Gamma_\nu$ , we have that  $\pi_\ell$  is  $\nearrow$ -monotone. This proves that  $\Gamma_\mu$  satisfies [Property P.3](#), which concludes the proof of (i), (ii), and (iii).

It remains to prove that  $\Gamma_\mu$  is a planar straight-line drawing, and that it satisfies [Properties P.1](#) and [P.2](#).

First, since  $G_\nu$  contains one vertex less than  $G_\mu$  (namely, the root  $\rho_\mu$  of  $\mu$ ), the planar straight-line drawing  $\Gamma_\nu$  of  $G_\nu$  can be recursively constructed in  $\blacktriangle(a_\nu b_\mu c_\mu)$  so to satisfy [Properties P.1](#), [P.2](#), and [P.3](#).

Second, in all the cases described above, as depicted in [Figs. 5\(a\)](#) to [5\(c\)](#), the point  $a_\nu$  lies either on the line-segment  $\overline{a_\mu b_\mu}$ , or on the line-segment of  $\overline{a_\mu c_\mu}$ , or in the interior of  $\blacktriangle(a_\mu b_\mu c_\mu)$  by construction. Thus,  $\blacktriangle(a_\nu b_\mu c_\mu)$  is contained in  $\blacktriangle(a_\mu b_\mu c_\mu)$ . Furthermore, the placement of  $a_\nu$  is such that it is possible to draw the edges incident to  $\rho_\mu$  in  $G_\mu$  as straight-line segments  $\overline{a_\nu a_\mu}$ ,  $\overline{a_\nu b_\mu}$ , and  $\overline{a_\nu c_\mu}$  that do not cross  $\blacktriangle(a_\nu b_\mu c_\mu)$ , except at its corners. Finally, as already shown, the slopes of these segments belong to  $\mathcal{S}$ .  $\square$

**Lemma 6.** *Let  $\mu$  be a P-node.  $\Gamma_\mu$  satisfies [Properties P.1](#), [P.2](#), and [P.3](#).*

*Proof.* First, we prove that the triangles defined above are good for the respective child of  $\mu$ . Then, we prove that  $\Gamma_\mu$  is a planar straight-line drawing that satisfies [Properties P.1](#), [P.2](#), and [P.3](#).

First, observe that no  $\nu_i$  is a P-node, by [Property 1](#), therefore [Property G.5](#) is trivially satisfied by all the defined triangles.

For  $i = 2, \dots, k-1$ , consider the triangle  $\blacktriangle(a_\mu o_{i-1} o_i)$ . We have that the slopes of  $\overline{a_\mu o_{i-1}}$  and  $\overline{a_\mu o_i}$  are the orange slopes  $O_{i-1}$  and  $O_i$ , respectively. Therefore, [Properties G.1](#), [G.2](#), [G.3](#), and [G.4](#) are satisfied. It follows that  $\blacktriangle(a_\mu o_{i-1} o_i)$  is good for  $\nu_i$ , for  $i = 2, \dots, k-1$ .

If  $i = 1$ , consider the triangle  $\blacktriangle(a_\mu o_0 o_1)$ . We have that the slope of  $\overline{a_\mu o_0}$  is  $s_l \geq M_{\delta(\ell)}^l$ , since  $\blacktriangle(a_\mu b_\mu c_\mu)$  satisfies [Property G.5](#) as it is good for  $\mu$ . Therefore, [Property G.1](#) is trivially satisfied, since  $s_l$  is not orange, and [Property G.2](#) is satisfied, since  $\deg_{\nu_1}(\ell) = \deg_\mu(\ell)$ . Furthermore, the slope of  $\overline{a_\mu o_1}$  is the orange slope  $O_1$ . Therefore, [Properties G.3](#) and [G.4](#) are satisfied. It follows that  $\blacktriangle(a_\mu o_0 o_1)$  is good for  $\nu_1$ .

If  $i = k$ , consider the triangle  $\blacktriangle(a_\mu o_{k-1} o_{2\Delta})$ . We have that the slope of  $\overline{a_\mu o_{k-1}}$  is the orange slope  $O_{k-1}$ . Therefore, [Properties G.2](#) and [G.4](#) are satisfied. Furthermore, we have that the slope of  $\overline{a_\mu o_{2\Delta}}$  is  $s_r \leq M_{\delta(r)}^r$ , since  $\blacktriangle(a_\mu b_\mu c_\mu)$  satisfies [Property G.5](#) as it is good for  $\mu$ . Therefore, [Property G.1](#) is trivially satisfied, since  $s_r$  is not orange, and [Property G.3](#) is satisfied, since  $\deg_{\nu_k}(r) = \deg_\mu(r)$ . It follows that  $\blacktriangle(a_\mu u_{k-1} u_{2\Delta})$  is good for  $\nu_k$ . This concludes the proof that each triangle  $\blacktriangle(a_\mu u_{i-1} u_i)$  is good for  $\nu_i$ , for  $i = 1, \dots, k$ .

It remains to prove that  $\Gamma_\mu$  is a planar straight-line drawing that satisfies [Properties P.1](#), [P.2](#), and [P.3](#).

First, the pertinent graph  $G_{\nu_i}$  of each child  $\nu_i$ , for  $i = 1, \dots, k$ , contains at least one vertex less than  $G_\mu$ . In fact, the vertex set of each pertinent graph  $G_{\nu_i}$  contains at least three vertices and shares with any other pertinent graph  $G_{\nu_j}$ ,

with  $j \neq i$ , the root  $\rho_\mu$  and at most one cycle-vertex. Therefore, the planar straight-line drawing  $\Gamma_{\nu_i}$  of each child  $\nu_i$ , for  $i = 1, \dots, k$  can be recursively constructed in the respective good triangle so to satisfy [Properties P.1](#), [P.2](#), and [P.3](#).

Second, observe that the triangles defined for the children of  $\mu$  are all internally disjoint. Thus,  $\Gamma_\mu$  is a planar straight-line drawing of  $G_\mu$ , given that each drawing  $\Gamma_{\nu_i}$  is straight-line and planar. Finally,  $\Gamma_\mu$  satisfies [Properties P.1](#) and [P.2](#) due to the fact that each drawing  $\Gamma_{\nu_i}$  satisfies the same properties, and satisfies [Properties P.3](#) since, in particular,  $\Gamma_{\nu_1}$  and  $\Gamma_{\nu_k}$  satisfy this property.  $\square$

We have the following remark concerning the allocation of slopes.

*Remark 1.* The slope of an edge incident to a path vertex is either orange, magenta, or blue, and in particular it is not red.

## D Full Version of [Section 3.2](#)

In this section, we extend the result of [Lemma 4](#) to 2-connected and then 1-connected graphs.

### D.1 2-Connected Cycle-Tree Graphs

Throughout this section  $G$  is a 2-connected cycle-tree. We can assume that  $G$  is not series-parallel because otherwise it can be drawn with  $O(\Delta)$  slopes by [Theorem 4](#). By [Lemma 1](#), we may further assume that  $G$  is irreducible. We begin by proving the following.

**Lemma 7.** *Suppose that the cycle of  $G$  contains at least 4 vertices. Any 2-cut of  $G$  consists of a tree-vertex and a cycle-vertex.*

*Proof.* First, we show that  $G$  contains no 2-cuts composed of pairs of tree-vertices. In fact, removing the vertices of any such a 2-cut would yield one component containing all the cycle-vertices and at least one component containing only tree-vertices. Such a component is either a path, which contradicts the fact that  $G$  is irreducible, or it contains a cut-vertex which would also be a cut-vertex in  $G$ , thus contradicting the fact that  $G$  is 2-connected. Second, we show that  $G$  contains no 2-cuts composed of pairs of cycle-vertices. Removing a 2-cut composed of cycle-vertices yields a component containing all the tree-vertices, and either at least two components containing cycle vertices, or exactly one component with at least two cycle vertices. Since the cycle of  $G$  is chordless, both cases contradict the fact that  $G$  is irreducible.  $\square$

Let  $\{w, z\}$  be a 2-cut of  $G$ , where  $w$  is a tree-vertex and  $z$  is a cycle-vertex. By removing  $w$  and  $z$  from  $G$ , we obtain  $k \geq 2$  connected subgraphs  $H_1, H_2, \dots, H_k$ . The subgraph  $C_i$  of  $G$  induced by  $V(H_i) \cup \{w, z\}$  is a component of  $G$  with respect to  $\{w, z\}$  ( $1 \leq i \leq k$ ). One of such components, say  $C_1$ , contains all the cycle-vertices of  $G$ . The union of all components different from  $C_1$  is called the  $(w, z)$ -flag of  $G$ . Since  $z$  has degree at most  $\Delta$  and since  $G$  is irreducible, we have the following.

*Property 2.* For any 2-cut  $\{w, z\}$ , the  $(w, z)$ -flag has  $O(\Delta)$  vertices.

We say that a 2-cut  $\{w', z\}$ , with  $w' \neq w$ , is *dominated* by  $\{w, z\}$  if  $w'$  belongs to the  $(w, z)$ -flag of  $G$ . We say that  $\{w, z\}$  is *dominant* when no other 2-cut dominates it. Let  $G_2$  be the graph obtained from  $G$  as follows: (i) remove, for each dominant 2-cut  $\{w, z\}$ , all vertices of the  $(w, z)$ -flag of  $G$  except  $w$  and  $z$ , and add the edge  $(w, z)$ , called the *virtual edge* of  $\{w, z\}$ , if it does not already exist in  $G$ ; (ii) contract all contractible vertices, if any. We call  $G_2$  the *2-frame graph* of  $G$ . Now we have removed all  $(w, z)$ -flags without introducing new ones. By Lemma 7,  $G_2$  has no 2-cuts and therefore it is a 3-connected cycle-tree.

**Lemma 8.**  $G$  has planar slope number  $O(\Delta^2)$ .

*Proof.* We construct a planar straight-line drawing  $\Gamma$  of  $G$  as follows. Let  $G_2$  be the 2-frame graph of  $G$ , and let  $\Gamma_2$  be the planar straight-line drawing of  $G_2$ , obtained by applying Lemma 4 and by subdividing the edges that stemmed from the contraction operation (if any). Let  $\alpha$  be the smallest angle in  $\Gamma_2$  formed by any two adjacent edges. For any fixed  $0 < \varepsilon < \frac{\alpha}{2}$ , let  $\beta = \frac{\alpha}{2} - \varepsilon$ . We define a set of similar nice triangles, one for each virtual edge  $(w, z)$  of  $G_2$ , such that the interior angles at  $w$  and  $z$  are both equal to  $\beta$ . We then apply Theorem 4 to draw each  $(w, z)$ -flag inside the corresponding nice triangle for  $(w, z)$ .

The choice of  $\beta$  guarantees that no two of the above defined nice triangles intersect each other (except at common corners), thus the resulting drawing  $\Gamma$  of  $G$  is planar. Concerning the number of slopes, we have that  $\Gamma_2$  uses  $O(\Delta^2)$  slopes. We now argue that, overall, the  $(w, z)$ -flags use  $O(\Delta^2)$  additional slopes. Namely, each virtual edge of  $G_2$  connects a tree-vertex and a cycle-vertex, and thus it never uses one of the red slopes, by Remark 1. That is, in  $\Gamma_2$ , each virtual edge uses one of the  $O(\Delta)$  non-red slopes in the slope set  $\mathcal{S}$ . Therefore, each set of slopes used by the drawing of any  $(w, z)$ -flag is the one obtained by rotating  $\mathcal{L}(\beta, \Delta)$  by one of  $O(\Delta)$  different angles.  $\square$

## D.2 1-Connected Cycle-Trees

In order to extend our construction to the 1-connected case, we adopt a similar (but simpler) strategy as for the 2-connected case.

Throughout this section  $G$  is a 1-connected cycle-tree. By Lemma 1, we may assume  $G$  be irreducible. Let  $c$  be a cut-vertex of  $G$ . By removing  $c$  from  $G$ , we obtain  $k \geq 2$  connected subgraphs  $H_1, H_2, \dots, H_k$ . The subgraph  $C_i$  of  $G$  induced by  $V(H_i) \cup \{c\}$  is a component of  $G$  with respect to  $c$  ( $1 \leq i \leq k$ ). One of such components, say  $C_1$ , contains all the cycle-vertices of  $G$ . The union of all components different from  $C_1$  is called the *c-flag* of  $G$ . We say that a cut-vertex  $c'$  is *dominated* by  $c$  if  $c'$  belongs to the  $c$ -flag of  $G$ . A cut-vertex is *dominant* when it is not dominated by another cut-vertex.

Let  $G_1$  be the graph obtained from  $G$  as follows: (i) remove, for each dominant cut-vertex  $c$ , all vertices of the  $c$ -flag of  $G$  except  $c$ ; (ii) contract all contractible vertices, if any. We call  $G_1$  the *1-frame graph* of  $G$ . We have the following.

**Lemma 9.**  $G_1$  is a 2-connected cycle-tree.

*Proof.*  $G_1$  is 2-connected since we removed all the cut-vertices of  $G$ , without introducing new ones. Also, it is a cycle-tree since  $G$  is a cycle-tree and we only removed tree-vertices from  $G$ .  $\square$

The following lemma consider the special case when  $G$  is a partial 2-tree and it will be used in the proof of [Theorem 6](#).

**Lemma 10.** If  $G$  is a partial 2-tree, then  $G_1$  has  $O(\Delta)$  edges.

*Proof.* The 1-frame graph  $G_1$  of  $G$  is a 2-connected cycle-tree. Thus, removing the vertices of the outer boundary of  $G_1$  one is left with a single tree  $T$ . Since  $G$  is a partial 2-tree,  $G_1$  is a (biconnected) series-parallel graph and therefore there exists exactly two vertices  $u$  and  $v$  of the outer boundary of  $G_1$  that are adjacent to vertices of  $T$ . Since the outer boundary of  $G_1$  is chordless, any other vertex of the outer boundary different from  $u$  and  $v$  has degree two. Since  $G_1$  is irreducible there is only one such vertex. It follows that the outer boundary of  $G_1$  is a 3-cycle. Also, every tree-vertex of  $G_1$  is adjacent to  $u$  or  $v$ , which both have degree at most  $\Delta$ .  $\square$

**Lemma 11.**  $G$  has planar slope number  $O(\Delta^2)$ .

*Proof.* We begin with the following observation. Since removing the vertices of the outer boundary of  $G$  must yield only one component, at most one cut-vertex of  $G$  is a cycle-vertex. Also, if such a vertex exists, then  $G$  is a partial 2-tree and can be drawn with  $O(\Delta)$  slopes by [Theorem 4](#). Hence we shall assume that every cut-vertex is a tree-vertex.

We construct a planar straight-line drawing  $\Gamma$  of  $G$  as follows. Let  $G_1$  be the 1-frame graph of  $G$ , and let  $\Gamma_1$  be the planar straight-line drawing of  $G_1$ , obtained by applying [Lemma 8](#) and by subdividing the edges that stemmed from the contraction operation (if any).

In the following, we assume that  $G \neq G_1$ , as otherwise  $G$  is 2-connected, and simply setting  $\Gamma = \Gamma_1$  proves the statement.

Let  $\alpha$  be the smallest positive slope used by an edge of  $\Gamma_1$  and let  $\beta = \frac{\alpha}{2}$ . We define a set of similar isosceles triangles, one for each cut-vertex  $c$  that is a tree-vertex, such that each of them: (1) has a horizontal base whose left end-point is  $c$ , (2) has the interior angles at the end-points of the base both equal to  $\beta$ , (3) intersects neither an edge of  $\Gamma_1$  nor another triangle. We draw all the  $c$ -flags inside the corresponding triangles with  $O(\Delta)$  slopes using [Theorem 4](#).

Since the horizontal slope is not used by any edge incident to a tree-vertex, and by properties (1)–(3) above, the resulting drawing  $\Gamma$  of  $G$  is planar. Concerning the number of slopes, we have that  $\Gamma_1$  uses  $O(\Delta^2)$  slopes and each  $c$ -flag is drawn with the same set of  $O(\Delta)$  additional slopes.  $\square$

[Lemma 11](#) yields the following.

**Theorem 5.** Every degree- $\Delta$  cycle-tree has planar slope number  $O(\Delta^2)$ .

## E Full Version of Section 4

To prove [Theorem 2](#), we first consider nested-pseudotrees whose external boundary is a chordless cycle. We call such graphs *cycle-pseudotrees* (see [Fig. 1](#)).

### E.1 Cycle-Pseudotrees

Let  $H$  be a degree- $\Delta$  cycle-pseudotree graph with pseudotree  $P$  and let  $e = (u, v)$  be a given edge of the cycle of  $P$ , which we call the *reference edge*. Let  $G$  be the graph obtained by removing  $e$  from  $H$ . Clearly,  $G$  is a cycle-tree, and  $u$  and  $v$  are tree-vertices of  $G$ . Let  $G_1$  be the 1-frame of  $G$  and let  $G_2$  be the 2-frame of  $G_1$ . A vertex  $x$  *belongs* to the  $c$ -flag of  $G$  (for some cut-vertex  $c$  of  $G$ ) if  $x$  is a tree-vertex of the flag different from  $c$ ; analogously  $x$  belongs to the  $(w, z)$ -flag of  $G$  (for some 2-cut  $\{w, z\}$  of  $G$ ), if  $x$  is a tree-vertex of the flag different from  $w$ .

We distinguish cases based on the endpoints of  $e$ . For each case, we will show how to obtain a planar straight-line drawing  $\Gamma$  of  $H$  using  $O(\Delta^2)$  slopes. We stress the fact that all the flags considered below arise from dominant cut-vertices and dominant 2-cuts.

**Case A.** There exists a cut-vertex  $c$  of  $G$  such that  $u$  belongs to the  $c$ -flag. We distinguish four subcases: **A.1**  $v$  belongs to the  $c$ -flag, **A.2**  $v$  belongs to the  $c'$ -flag of some cut-vertex  $c' \neq c$  of  $G$ , **A.3**  $v$  belongs to the  $(w, z)$ -flag of a 2-cut  $\{w, z\}$  of  $G_1$ , or **A.4**  $v$  belongs to  $G_2$ .

If Case A does not apply, then we may assume that neither  $u$  nor  $v$  belong to a  $c$ -flag of any cut-vertex  $c$  of  $G$ . In particular, both  $u$  and  $v$  belong to  $G_1$ .

**Case B.** There exists a 2-cut  $\{w, z\}$  of  $G_1$  such that  $u$  belongs to the  $(w, z)$ -flag. We distinguish three subcases: **B.1**  $v$  belongs to the  $(w, z)$ -flag, **B.2**  $v$  belongs to the  $(w', z')$ -flag of some 2-cut  $\{w', z'\} \neq \{w, z\}$  of  $G_1$ , **B.3**  $v$  belongs to  $G_2$ .

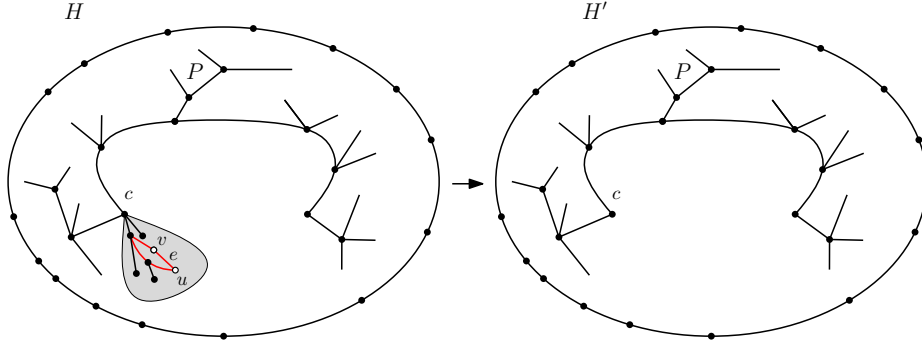
**Case C.** If Case A and Case B do not apply, then both  $u$  and  $v$  belong to  $G_2$ .

We obtain  $\Gamma$  recursively. Each of the cases yields either a smaller instance to which a different case applies or it is a base case (i.e., **A.1**, **B.1**, and **C**) in which we use [Theorem 5](#) to obtain a planar straight-line drawing using  $O(\Delta^2)$  slopes. The construction of  $\Gamma$  for each case is given below. Crucially in all cases the depth of the recursion is constant and each recursive call increases the number of slopes by  $O(\Delta)$ . Based on this case analysis we prove the following.

**Theorem 6.** *Every degree- $\Delta$  cycle-pseudotree has planar slope number  $O(\Delta^2)$ .*

*Proof.* We adopt the notation and use the case analysis described above. If  $G$  is a partial 2-tree, then  $G_1 \cup \{u, v\}$  has size  $O(\Delta)$  by [Lemma 10](#). In this case we construct a planar straight-line drawing of  $G_1 \cup \{u, v\}$  using  $O(\Delta)$  slopes. Without loss of generality we can assume that none of the used slopes is the horizontal one. Thus the  $c$ -flags can be reinserted as discussed in the proof of [Lemma 11](#) to obtain a planar straight-line drawing  $\Gamma$  of  $H$  that uses  $O(\Delta)$  slopes. If  $G$  is not a partial 2-tree we distinguish the different cases.





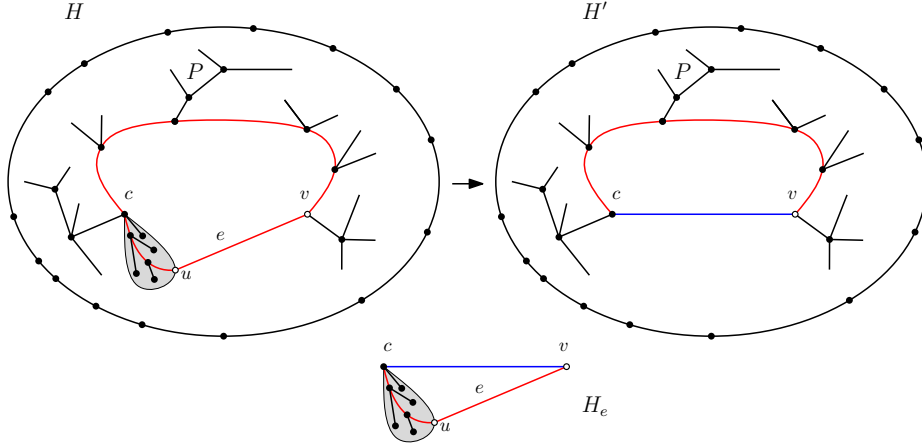
**Fig. 11.** Illustration for Case A.1 of [Theorem 6](#). The cycle of  $P$  is red. The  $c$ -flag is highlighted with a grey background.

In **Case A.1**, both  $u$  and  $v$  belong to the  $c$ -flag of some cut-vertex  $c$  of  $G$ . Refer to [Fig. 11](#). We have that the  $c$ -flag together with the edge  $(u, v)$  forms a pseudotree, and thus a partial 2-tree. Hence, the  $c$ -flag can be drawn exploiting [Theorem 4](#), and thus  $\Gamma$  can be obtained by applying the algorithm in the proof of [Lemma 11](#) without any modification (after contracting all contractible vertices, if any).

In **Case A.2**, **A.3**, and **A.4**,  $u$  belongs to the  $c$ -flag and  $v$  does not. Observe that,  $c$  and  $v$  are not cycle-vertices. Let  $H'$  be the graph obtained by removing from  $G$  the vertices belonging to the  $c$ -flag and by inserting the edge  $(c, v)$ , if it is not in  $G$  already. Note that,  $H'$  is a cycle-pseudotree. In fact,  $c$  and  $v$  are vertices of the cycle of  $P$ . Refer to [Fig. 12](#). We obtain a drawing  $\Gamma'$  of  $H'$  as follows. If  $H'$  is a cycle-tree we draw it by applying [Theorem 5](#); otherwise  $H'$  is a cycle-pseudotree containing less vertices than  $H$ , and thus the drawing  $\Gamma'$  of  $H'$  can be obtained recursively using  $(c, v)$  as the reference edge. We now modify  $\Gamma'$  to obtain  $\Gamma$ . Let  $H_e$  be the union of the  $c$ -flag, the vertex  $v$ , and the edges  $(c, v)$  and  $(u, v)$ . Clearly,  $H_e$  is a pseudotree, and thus a partial 2-tree. Let  $T$  be a triangle that is nice for  $(c, v)$  in  $\Gamma'$ . We draw  $H_e$  by applying [Theorem 4](#) with respect to  $T$  and edge  $(c, v)$  using  $O(\Delta)$  additional slopes. Finally, we remove the edge  $(c, v)$ , if it is not in  $H$ . This provides  $\Gamma$ .

We show that the recursion moves to Case B or to Case C in at most two steps. If **Case A.2** applies, then  $v$  still belongs to the  $c'$ -flag in  $H' \setminus (c, v)$  and  $c$  does not belong to the  $x$ -flag of any cut-vertex  $x$  of  $H' \setminus (c, v)$ . Therefore, if  $c$  belongs to the  $(w, z)$ -flag of some 2-cut  $\{w, z\}$  of  $H' \setminus (c, v)$ , and thus of  $G_1$ , then we recurse to **Case A.3**, otherwise  $c$  belongs to  $G_2$ , and we recurse to **Case A.4**. If **Case A.3** applies, then we recurse to one of **Case B.1**, **B.2**, and **B.3**. If **Case A.4** applies, then we recurse to one of **Case B.3** and **Case C**.

In **Case B**, both  $u$  and  $v$  are vertices of  $G_1$ . We will construct a drawing  $\Gamma_1$  of the graph  $G_1 \cup (u, v)$ . Then,  $\Gamma$  is obtained from  $\Gamma_1$  by drawing all the  $c$ -flags of  $G$  using  $O(\Delta)$  new slopes, as described in the proof of [Lemma 11](#).

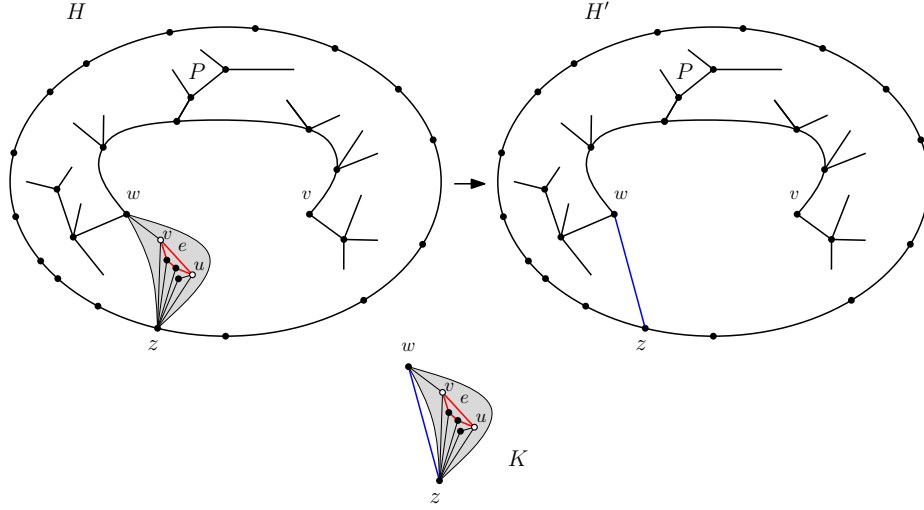


**Fig. 12.** Illustration for Cases A.2, A.3, and A.4 of [Theorem 6](#). The cycle of  $P$  is red. The  $c$ -flag is highlighted with a grey background.

In **Case B.1**, both  $u$  and  $v$  belong to the  $(w, z)$ -flag of some 2-cut  $\{w, z\}$  of  $G_1$ . Refer to [Fig. 13](#). We have that the  $(w, z)$ -flag together with the edge  $(u, v)$  forms a planar graph  $K$  containing  $O(\Delta)$  vertices, by [Property 2](#). Let  $H'$  be the graph obtained by removing the vertices belonging to the  $(w, z)$ -flag from  $G$ , and by inserting the edge  $(w, z)$ , if it is not in  $G$  already. Note that,  $H'$  is a cycle-tree, because the cycle of  $P$  belongs to the  $(w, z)$ -flag. First, we construct a drawing  $\Gamma'$  of  $H'$  by applying [Theorem 5](#). Then,  $\Gamma_1$  can be obtained from  $\Gamma'$  by drawing  $K$  inside a nice triangle for the edge  $(w, z)$  in  $\Gamma'$  [24], and by removing the edge  $(w, z)$ , if it is not in  $G$ .

In **Case B.2** and **B.3**,  $u$  belongs to the  $(w, z)$ -flag of  $G_1$  and  $v$  does not. Refer to [Fig. 14](#). Let  $H'$  be the graph obtained by removing from  $G$  the vertices belonging to the  $(w, z)$ -flag and to the  $(v, z)$ -flag (if it exists), and by inserting the edges  $(w, v)$ ,  $(z, v)$ , and  $(w, z)$ , if they do not already belong to  $G$ . Note that,  $H'$  is a cycle-pseudotree. In fact,  $w$  and  $v$  are vertices of the cycle of  $P$ . We obtain a drawing  $\Gamma'$  of  $H'$  as follows. If  $H'$  is a cycle-tree we draw it applying [Theorem 5](#); otherwise  $H'$  is a cycle-pseudotree containing less vertices than  $H$ , and thus the drawing  $\Gamma'$  of  $H'$  can be obtained recursively using  $(w, v)$  as the reference edge. We now modify  $\Gamma'$  to obtain  $\Gamma_1$  as follows. Let  $H_e$  be the union of the  $(w, z)$ -flag, the  $(v, z)$ -flag (if it exists), the vertex  $v$ , and the edges  $(w, v)$ ,  $(z, v)$ ,  $(w, z)$ , and  $(u, v)$ . Notice that, by [Property 2](#),  $H_e$  has size  $O(\Delta)$ . Then,  $\Gamma_1$  can be obtained from  $\Gamma'$  by drawing  $H_e$  inside the triangle  $(w, v)$ ,  $(z, v)$ , and  $(w, z)$  [24], and by removing the edges  $(w, v)$ ,  $(z, v)$ , and  $(w, z)$ , if they are not in  $G$ .

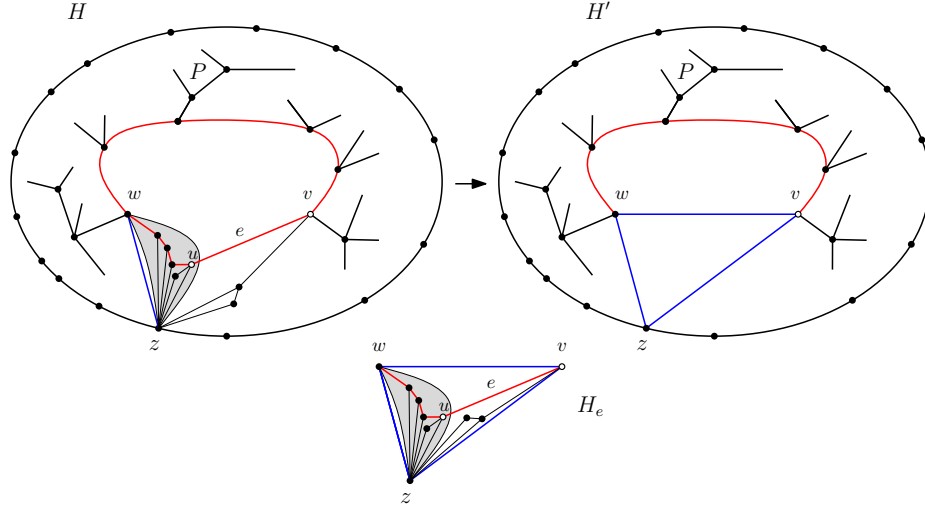
We show that the recursion moves to Case C in at most two steps. If **Case B.2** applies, then  $v$  still belongs to the  $(w', z')$ -flag in  $H' \setminus (w, v)$  and  $w$  belongs to the 2-frame of  $H' \setminus (w, v)$ . Therefore, we recurse to **Case B.3**. If **Case B.3** applies, then both  $w$  and  $v$  belong to the 2-frame of  $H' \setminus (w, v)$ , and we recurse to **Case C**.



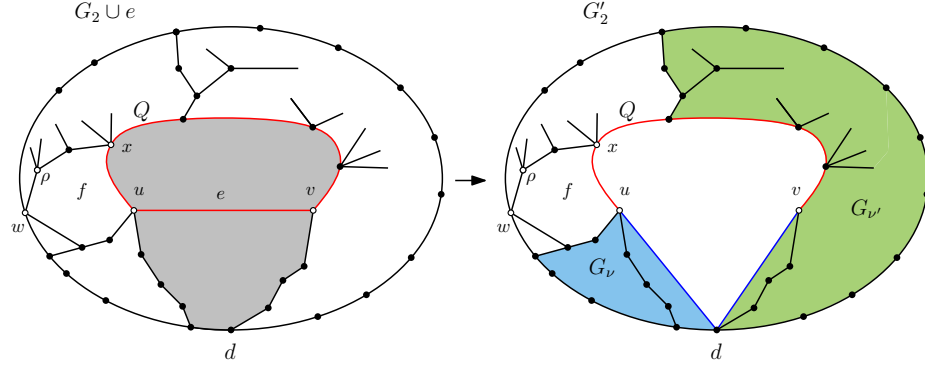
**Fig. 13.** Illustration for Case B.1 of [Theorem 6](#). The cycle of  $P$  is red. The  $(w, z)$ -flag is highlighted with a grey background.

In **Case C**, both  $u$  and  $v$  are in  $G_2$ . In order to construct  $\Gamma$  we proceed as follows. We will construct a drawing  $\Gamma_1$  of the graph  $G_1 \cup (u, v)$ . Then,  $\Gamma$  is obtained from  $\Gamma_1$  by drawing all the  $c$ -flags of  $G$  using  $O(\Delta)$  new slopes, as described in the proof of [Lemma 11](#). To obtain  $\Gamma_1$  we will construct a drawing  $\Gamma_2$  of the graph  $G_2 \cup (u, v)$ . Then,  $\Gamma_1$  is obtained from  $\Gamma_2$  by drawing all the  $(w, z)$ -flags of  $G$  using  $O(\Delta^2)$  new slopes, as described in the proof of [Lemma 11](#). Hence, it suffice to show how to compute  $\Gamma_2$ .

Refer to [Fig. 15](#). Let  $g$  be the unique face of  $G_2$  that is incident to  $u$  and  $v$  (this face is unique because otherwise  $u$  and  $v$  would be a 2-cut, but this is not possible by [Lemma 7](#)). Let  $d$  be any cycle-vertex of  $g$ . Let  $G'_2$  be the graph obtained by adding the edges  $(u, d)$  and  $(v, d)$  to  $G_2$ . Observe that,  $G'_2$  is a cycle-tree and, like  $G_2$ , it is 3-connected. Let  $Q$  be the path between  $u$  and  $v$  in the tree of  $G'_2$ . Let  $x$  be the neighbor of  $u$  in  $Q$ . Consider the face  $f$  of  $G'_2$  having the edge  $(u, x)$  on its boundary that does not contain  $v$ . Let  $w$  be the first cycle-vertex that is encountered when traversing the boundary of  $f$  starting from  $x$  and avoiding  $u$ . Let  $\rho$  be the tree-vertex preceding  $w$  in such a traversal (notice that  $\rho$  may coincide with  $x$ ). Let  $G^-$  and  $G^*$  be the path-trees constructed from  $G'_2$  as described before the proof [Lemma 4](#), with respect to  $w$  and  $\rho$  (in this context,  $G'_2$  plays the role of  $G$ ,  $w$  plays the role of  $v$ , and the role of the selected neighbor of  $v$  that is the root of  $G^*$  is played by  $\rho$ ; refer to [Fig. 6](#)). Let  $\Gamma^*$  be the planar straight-line drawing of  $G^*$  inside an equilateral triangle, obtained by applying [Lemma 3](#). Let  $\Gamma'_2$  be a planar straight-line drawing of  $G'_2$  such that  $\text{psn}(\Gamma'_2) \leq \text{psn}(\Gamma^*) + \Delta$ , obtained by applying [Lemma 4](#) starting from  $\Gamma^*$ . By our selection of  $\rho$ , we have that in any SPQ-tree of  $G^*$  the vertex  $x$  is the root of a P-node  $\mu$  having two consecutive children  $\nu$  and  $\nu'$  sharing the



**Fig. 14.** Illustrations for Cases B.2 and B.3 of [Theorem 6](#). The cycle of  $P$  is red. The  $(w, z)$ -flag is highlighted with a grey background.



**Fig. 15.** Illustrations for Case C of [Theorem 6](#). In the left part, the shaded region is face  $g$ . The cycle of  $P$  is red.

cycle-vertex  $d$ . Moreover, we have that the edge  $(u, d)$  belongs to the right path  $R$  of the pertinent graph  $G_\nu$  of  $\nu$ , and that the edge  $(v, d)$  belongs to the left path  $L$  of the pertinent graph  $G_{\nu'}$  of  $\nu'$ , unless they have been contracted because they had degree 2 after the removal of  $(u, v)$ . In the latter case, if  $u$  (resp.  $v$ ) has been contracted we first reinsert it in the drawing by subdividing the edge incident to  $d$  that belongs to  $R$  (resp. to  $L$ ). Since, in  $\Gamma^*$ , the path  $R$  is  $\nwarrow$ -monotone and the path  $L$  is  $\nearrow$ -monotone, except possibly for the last edges of such paths incident to the root  $x$  of  $\mu$ , it is possible to draw the edge  $(u, v)$  in  $\Gamma^*$ , and thus in  $\Gamma'_2$ , without introducing any crossings, possibly using an additional slope. This

concludes the construction of the drawing  $\Gamma_2$  of  $G_2 \cup (u, v)$ . In particular,  $\Gamma_1$  and subsequently  $\Gamma$  can be obtained starting from  $\Gamma_2$  as previously described.  $\square$

## E.2 Proof of Theorem 2

Let  $G$  be a nested pseudotree of degree  $\Delta$ . If  $G$  is a cycle-pseudotree, we are done by Theorem 6. Thus, assume otherwise. By definition, removing the vertices on the outer face of  $G$  yields a pseudotree  $P$ . Let  $C$  be the chordless cycle of  $G$  that contains  $P$  in its interior. Denote the vertices of  $C$  by  $u_0, u_1, \dots, u_{|C|-1}, u_{|C|} = u_0$  in the order in which they appear in a clockwise visit of  $C$ . If we remove  $C$  from  $G$ , then  $G$  is decomposed into components  $G_0, G_1, \dots, G_h$ , such that one of them, say  $G_0$ , coincides with  $P$ , while every other component is an outerplanar graph. For  $i = 1, \dots, h$ , each  $G_i$  is connected to  $C$  by edges that are incident to either a common vertex  $u_k$  or to a common pair  $u_k, u_{k+1}$  of adjacent vertices of  $C$ , for some  $0 \leq k \leq |C| - 1$ . In both cases, we refer to  $(u_k, u_{k+1})$  as the *base edge* of  $G_i$ . Note that, each  $G_i$  has a unique base edge, but different  $G_i$ 's may share the same base edge. For  $k = 0, \dots, |C| - 1$ , we denote by  $G_k^+$  the subgraph of  $G$  induced by the union of  $\{u_k, u_{k+1}\}$  and of the vertex sets of the graphs  $G_i$  whose base edge is  $(u_k, u_{k+1})$ . Note that each  $G_k^+$  is an outerplane graph that contains the edge  $(u_k, u_{k+1})$  in its outer face. Let  $G^*$  be the cycle-pseudotree defined as the subgraph of  $G$  induced by the union of  $C$  and  $P$ . We compute a planar straight-line drawing  $\Gamma^*$  of  $G^*$  using  $O(\Delta^2)$  slopes by using Theorem 6. We can define a set of  $|C|$  similar nice triangles, one for each base edge and use Theorem 4 to draw  $G_k^+$  inside the corresponding triangle. The slope of all base edges, except two, is black. Hence every  $G_k^+$  can be drawn by using the same set of  $O(\Delta)$  slopes, except for two which require a rotation of the slopes. It follows that the planar slope number of  $G$  is  $O(\Delta^2)$ .