
STYLE-RESTRICTED GAN: MULTI-MODAL TRANSLATION WITH STYLE RESTRICTION USING GENERATIVE ADVERSARIAL NETWORKS

Sho Inoue

Department of Information & Communication Sciences
Sophia University
s-inoue-tgz@eagle.sophia.ac.jp

Tad Gonsalves

Department of Information & Communication Sciences
Sophia University
t-gonsal@sophia.ac.jp

May 18, 2021

ABSTRACT

Unpaired image-to-image translation using Generative Adversarial Networks (GAN) is successful in converting images among multiple domains. Moreover, recent studies have shown a way to diversify the outputs of the generator. However, since there are no restrictions on how the generator diversifies the results, it is likely to translate some unexpected features. In this paper, we propose Style-Restricted GAN (SRGAN), a novel approach to transfer input images into different domains' with different styles, changing the exclusively class-related features. Additionally, instead of KL divergence loss, we adopt 3 new losses to restrict the distribution of the encoded features: batch KL divergence loss, correlation loss, and histogram imitation loss. The study reports quantitative as well as qualitative results with Precision, Recall, Density, and Coverage. The proposed 3 losses lead to the enhancement of the level of diversity compared to the conventional KL loss. In particular, SRGAN is found to be successful in translating with higher diversity and *without* changing the class-unrelated features in the CelebA face dataset. Our implementation is available at https://github.com/shinshoji01/Style-Restricted_GAN.

This work has been submitted to the IEEE Access for possible publication. Copyright may be transferred without notice, after which this version may no longer be accessible.

1 Introduction

Recent research on Generative Adversarial Networks (GANs) [1], which are among the most popular generative models, has accelerated and diversified in a variety of directions. One of these is unpaired image-to-image translation, which is a process that allows us to transform an input image into one with minor changes such as sketch-to-photo, opposing gender, or scenery translations. For example, CycleGAN [2] and some of its applications can successfully solve these translations via cycle consistency loss ([2–4]).

Separately, SingleGAN [4], in addition to employing a single generator, enables generator output diversification by introducing an encoder. However, since the diversification experiments are limited to a simple task (coloring changes) using the edge2shoes dataset [5], its capability to perform complex tasks, such as facial or voice changes, remains unproven. As one example, our investigations encountered some adjustment-related problems when the encoder’s outputs were over-restricted due to the Kullback–Leibler (KL) divergence loss adopted in variational auto-encoders (VAEs) [6]. Furthermore, since diversifications have not been restricted, unexpected characteristics such as background and hair coloring changes occur frequently.

In this paper, we report on a study in which we applied SingleGAN to the translation of facial features with three new losses to compensate for the conventional KL loss. We also show how we pretrained the encoder with the classification task in order to restrict generator diversifications to class-related features.

2 Related Work

2.1 Generative Adversarial Networks

Generative Adversarial Networks (GANs [1]), which are deep generative models, are often compared with VAEs [6]. However, while a VAE tries to reconstruct data exactly as it was input, a GAN learns to generate data that is similar but not necessarily identical to the original input data distribution. A GAN is basically composed of two models, which are hereafter referred to as the generator (G) and the discriminator (D). The G generates data in attempts to deceive the D, and the D attempts to determine whether the input data is real or fake. GAN optimizes the function below:

$$\min_G \max_D V(D, G) = \mathbb{E}_{\mathbf{x} \sim p_{data}(\mathbf{x})} [\log D(\mathbf{x})] + \mathbb{E}_{\mathbf{z} \sim \mathbf{z}} [\log(1 - D(G(\mathbf{z})))] \quad (1)$$

where the first term indicates the real data judgment and the second shows the generated data. Here, \mathbf{x} and \mathbf{z} represent the input data and the noise vector, respectively. Although a wide variety of applications have been developed to handle assorted tasks such as cartoon character creation [7],

photo-realistic image synthesis [8], high-resolution human face generation [9], text-to-image synthesis [10], and voice conversion [11], this study focuses on image translation-related tasks.

2.2 GAN for Unpaired Image-to-Image Translation

Recently, a number of GAN-based image translation studies have been published [12–16]. Of these, we note that pix2pix [13] is capable of supervised image translation using the Conditional GAN concept [17] and paired images. However, since paired images are often unavailable, the utility of this approach is somewhat limited. Unpaired image-to-image translation has also been researched thoroughly, and versions of both DiscoGAN [18] and CycleGAN [2] with installed cycle consistency constraints have been proposed. CycleGAN [2] adds cycle consistency loss to modified adversarial loss, which enables the model to include original features in images by transforming them back to their original forms. In other words, it makes it possible to restrict transformations within images so that the desired features of the original source images are retained. This “one-to-one” translation can be extended to “many-to-many” translations using StarGAN [19], which uses only a single generator and a discriminator by imposing classification tasks on the discriminator. After the development of this model, SingleGAN [4], which we adopted as the base model for our model, was introduced to facilitate additional output diversification.

2.3 SingleGAN

Although SingleGAN [4] allows multi-domain image-to-image translations, including one-to-many, many-to-many, and one-to-one with multi-modal mapping, the translation most relevant to our work is one-to-one with multi-modal mapping, particularly the translation used to diversify the generator output.

In one-to-many translations, in which a generator and discriminators as many as the number of classes are employed, the generator inputs are the source image and the target class, and each discriminator is tasked with determining whether the input image in each class is real or fake. Therefore, when we assume three class translations, the adversarial loss \mathcal{L}_{adv} will be:

$$\mathcal{L}_{adv}(D_{\{A,B,C\}}, G) = \sum_{i,j \in \{A,B,C\}, i \neq j} (\mathbb{E}_{x_i} [\log D_i(x_i)] + \mathbb{E}_{x_j} [\log(1 - D_i(G(x_j, z_i)))])) \quad (2)$$

Similarly, the cycle consistency loss \mathcal{L}_{cycle} will be:

$$\mathcal{L}_{cycle}(G) = \sum_{i,j \in \{A,B,C\}, i \neq j} (\mathbb{E}_{x_i} \|x_i - G(G(x_i, z_j), z_i)\|_1) \quad (3)$$

Where x_i and z_i indicate the input source image and the domain code belonging to class i , respectively. Next, for one-to-one translation with multi-modal mapping, the VAE-like

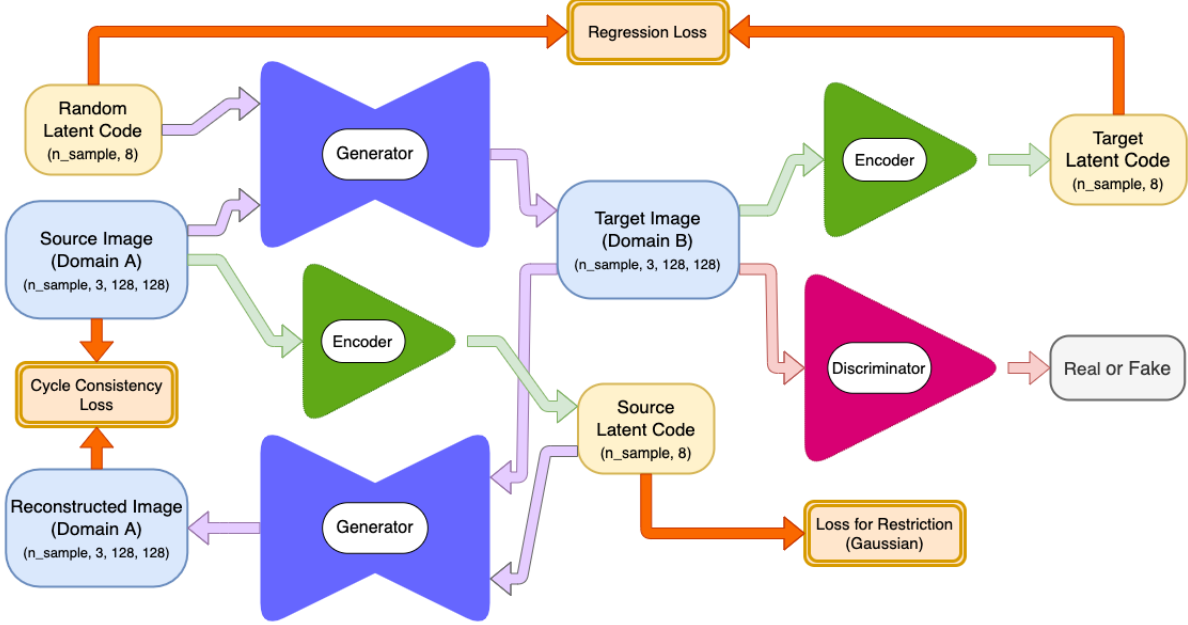


Figure 1: *Overall Flowchart*: It illustrates 3 major losses for this translation and how they are computed. Cycle Consistency Loss is the L1 norm between the source image and the reconstructed image using the target image and the latent code extracted from the source image. Regression loss is the L1 norm of input latent code and the latent code encoded using the target image. Losses for Restriction are computed only from the latent code, which is output from the source image via the encoder.

encoder is additionally employed to extract the features (latent codes) c related to the “style” of the input images. This style metric indicates, for example, the intensity of emotion or even simply the color of the product (shoes in the original paper [4]), which is restricted to follow a standard Gaussian distribution $\mathcal{N}(0, I)$ just like a VAE [6]. Due to the addition of an encoder, two new losses were invented. The first is regression loss (\mathcal{L}_{reg}), which is assigned to encourage the generator to capitalize on the latent code.

$$\mathcal{L}_{reg}(G, E) = \mathbb{E}_{\chi_A, \mathcal{N}} \|c_B - E(G(x_A, z_B, c_B), z_B)\|_1 \quad (4)$$

The second is cVAE loss \mathcal{L}_{cVAE} , which is responsible for restricting the latent code with the KL divergence regularization and reconstruction using the encoded feature of the input image and which can be divided into two losses (\mathcal{L}_{KL} and $\mathcal{L}_{cycle'}$).

$$\mathcal{L}_{KL}(E) = \mathbb{E}_{\chi} [KL(E(x, z) \| \mathcal{N}(0, I))] \quad (5)$$

$$\begin{aligned} \mathcal{L}_{cycle'}(G, E) = & \mathbb{E}_{\chi_A, \mathcal{N}} \|x_A \\ & - G(G(x_A, z_B, c_B), z_A, E(x_A, z_A))\|_1 \end{aligned} \quad (6)$$

In cases where c indicates the random vector used for the style selection. These two losses allow models to convert into the image with different styles.

2.4 Evaluation Method

In this paper, two evaluation methods were employed to assess the model’s fidelity and diversity, which are essential parts of this research: precision and recall [20] and density and coverage [21]. Fidelity is evaluated with the precision and density method, while diversity is evaluated with the recall and coverage method. Since both evaluation metrics compare features of the target images to those of the source images, the choice of feature extractors has a significant effect on the process. In this paper, VGG19 [22] with batch normalization [23] is adopted as a structure, and its parameters (weights) are defined with three different approaches: random-initialization [24], classification with ImageNet [25], and classification with CelebA [26]. Since random-initialization doesn’t limit any condition on the model’s future parameters, it can genuinely reflect the fidelity (diversity) of the outputs. On the other hand, feature extractors pretrained with a classification task are more likely to represent the class-related fidelity (diversity).

3 Style-Restricted GAN

As shown in an earlier study, the validity of SingleGAN [4] was proven with the edge2shoes dataset [5], which was originally created to convert shoes into different colors from their edges. This coloring task is obviously easier than complex tasks such as changing a facial expression

in an image or the emotional content of a voice, primarily because of the need to retain features such as skin/hair color in a facial conversion, so it was necessary to provide a way to boost the model’s diversity while concurrently restricting how it diversifies the result.

Additionally, since the Style-Restricted GAN is designed to perform many-to-many translations with different styles instead of one-to-one translations, the class input for the encoder was taken out, and the single discriminator was employed [19]. As for the evaluation metric, cross-entropy loss was replaced by mean square error loss, as in LS-GAN [27]. This led to some modifications to the formulation of the \mathcal{L}_{adv} , \mathcal{L}_{cycle} , and \mathcal{L}_{reg} losses. Further, it facilitates the implementation of the auxiliary \mathcal{L}_{class} loss. The Style-Restricted GAN flowchart is shown in Fig. 1.

$$\mathcal{L}_{adv}(D, G) = \sum_{i,j \in \{A,B,C\}, i \neq j} \left(\frac{1}{2} \mathbb{E}_{\mathcal{X}_i} [(D_i(x_i))^2] + \frac{1}{2} \mathbb{E}_{\mathcal{X}_j, \mathcal{N}} [(D_i(G(x_j, z_i, c_i)) - 1)^2] \right) \quad (7)$$

$$\mathcal{L}_{cycle}(G, E) = \sum_{i,j \in \{A,B,C\}, i \neq j} (\mathbb{E}_{\mathcal{X}_i, \mathcal{N}} \|x_i - G(G(x_i, z_j, c_j), z_i, E(x_i, z_i))\|_1) \quad (8)$$

$$\mathcal{L}_{reg}(G, E) = \sum_{i,j \in \{A,B,C\}, i \neq j} \mathbb{E}_{\mathcal{X}_i, \mathcal{N}} \|c_j - E(G(x_i, z_j, c_j), z_j)\|_1 \quad (9)$$

$$\mathcal{L}_{class}(D) = \sum_{i,j \in \{A,B,C\}} \frac{1}{2} \mathbb{E}_{\mathcal{X}_i} (D(x_i)_{class} - z_i) \quad (10)$$

3.1 Proposed Losses

One of the major modifications to the proposed model is the introduction of three new losses, “Batch KL Divergence”, “Correlation”, and “Histogram Imitation”, which are designed to more appropriately restrict the distribution of the encoded features. Like the KL divergence loss used in VAE [6], each loss is responsible for imitating the Gaussian distribution.

3.1.1 Batch KL Divergence Loss

Unlike conventional KL divergence loss, which is employed to restrict the distribution of the encoder’s output by referring to the entire dataset, batch KL divergence loss focuses exclusively on the batch limitations. This loss \mathcal{L}_{bKL} can be written as:

$$\mathcal{L}_{bKL}(E) = \mathbb{E}_{\mathcal{X}} [KL(E(x_{batch}, z_{batch}) \| \mathcal{N}(0, I))] \quad (11)$$

where x_{batch} and z_{batch} indicate the input images and the domain codes in the selected batch.

3.1.2 Correlation Loss

The following two losses are enhancements of the previously described batch KL divergence loss. The first, correlation loss, is simple. Since there are no correlations among the features in the different dimensions of each data, which is a part of Gaussian distribution, this attribute should remain in the encoder’s output. Therefore, the correlation loss \mathcal{L}_{corr_enc} will be:

$$\mathcal{L}_{corr_enc}(E) = \mathbb{E}_{\mathcal{X}} [\text{mean}|CorrMat(E(x_{batch}, z_{batch})) - I|] \quad (12)$$

Correlation matrices are computed via a new function called *CorrMat*.

3.1.3 Histogram Imitation Loss

In addition to the correlation matrix, the histogram of each feature dimension should be similar to that of Gaussian distribution. Hence, the histogram imitation loss is designed to make that possible. However, since the computation of a histogram contains a discrete process, it is not reversible, which means that backpropagation process errors will occur. To prevent this, we employ a Gaussian expansion approximation technique called Gaussian Histogram, which is defined as follows:

$$\Delta w = \frac{(max - min)}{bins} \quad (13)$$

$$h_k = \sum_i^{num} \frac{1}{\sigma \sqrt{\pi^2}} \exp\left(-\frac{(x_i - \mu_k)^2}{2\sigma^2}\right) \Delta w \quad (14)$$

This process includes numerous variables. First, in Eq. 13, *max* and *min* refer to the maximum and minimum value of the histogram and *bins* indicates the number of divisions within a selected range (histogram classes). Second, h_k and μ_k show the frequency score of the k -th histogram class and its center (histogram class) value. Both histograms (encoded features and Gaussian distribution derived data) are constructed through this computation, and the \mathcal{L}_{hist} histogram imitation loss reflects its similarity using KL divergence loss between the histograms’ distributions.

$$\mathcal{L}_{hist}(E) = \mathbb{E}_{\mathcal{X}} [KL(GH(E(x_{batch}, z_{batch})) \| GH(\mathcal{N}(0, I)))] \quad (15)$$

where *GH* refers to the Gaussian histogram function. In our experiment, *max*, *min*, *bins*, and σ are 10, −10, 50, and 0.2, respectively. Fig.2 shows four Gaussian histogram samples, the conventional histogram, and their \mathcal{L}_{hist} .

3.2 Style Restrictions

In this paper, we introduce methods to both enhance and restrict model diversity. The model diversification limitations are very important as there are numerous features that we do not want to change, such as the shape of a building

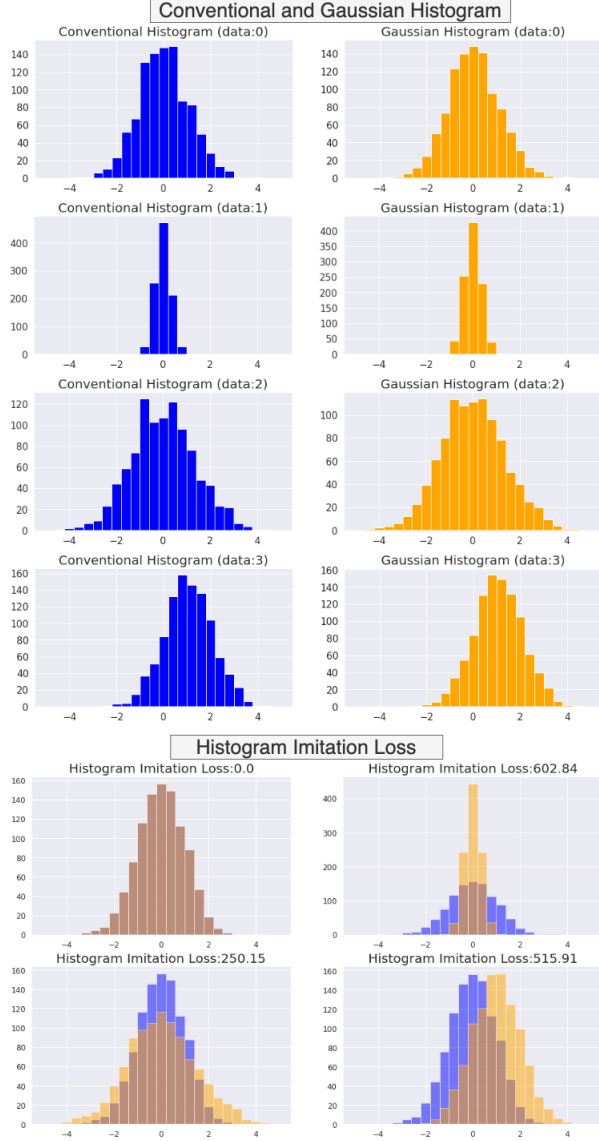


Figure 2: *Gaussian Histogram and Histogram Imitation Loss*: It shows the comparison between conventional histograms and Gaussian histograms (first 4 rows) and their histogram imitation loss (KL divergence loss) (last 2 rows).

in a sketch-to-photo translation, the skin or hair color in a facial expression translation, and the emotional content of a spoken statement in a voice change. We tackle these problems by applying transfer learning to an encoder that is pretrained with classification tasks in the classes used in the translation, as shown in Fig.3. The concept behind this process is that a well-trained classifier will eliminate the attributes that do *not* affect the classification. As a result, only the features that are relevant to the classification will remain in the latter process. Therefore, in our model, we leave out the encoder class input and, for the sake of simplicity, employ the discriminator used in Star-

GAN [19], which capitalize on an auxiliary classifier [28] rather than the employment of multiple discriminators like SingleGAN [4]. Additionally, we adopt the following three techniques to improve our results: UnrolledGAN [29], CycleGAN style identity loss (\mathcal{L}_{idt}) [2], and regression loss for identity image (\mathcal{L}_{idt_reg}). Finally, the combined losses will be our target loss (\mathcal{L}_{all}).

$$\mathcal{L}_{idt}(G, E) = \sum_{i \in \{A, B, C\}} (\mathbb{E}_{x_i} \|x_i - G(x_i, z_i, E(x_i, z_i))\|_1) \quad (16)$$

$$\mathcal{L}_{idt_reg}(G, E) = \sum_{i \in \{A, B, C\}} \mathbb{E}_{x_i, N} \|c_i - E(G(x_i, z_i, c_i), z_i)\|_1 \quad (17)$$

$$\begin{aligned} \mathcal{L}_{all} = & \mathcal{L}_{adv} + \lambda_{cycle} \mathcal{L}_{cycle} + \lambda_{idt} \mathcal{L}_{idt} + \lambda_{reg} \mathcal{L}_{reg} \\ & + \lambda_{idt_reg} \mathcal{L}_{idt_reg} + \mathcal{L}_{class} \lambda_{KL} \mathcal{L}_{KL} \\ & + \lambda_{bKL} \mathcal{L}_{bKL} + \lambda_{corr_enc} \mathcal{L}_{corr_enc} + \lambda_{hist} \mathcal{L}_{hist} \end{aligned} \quad (18)$$

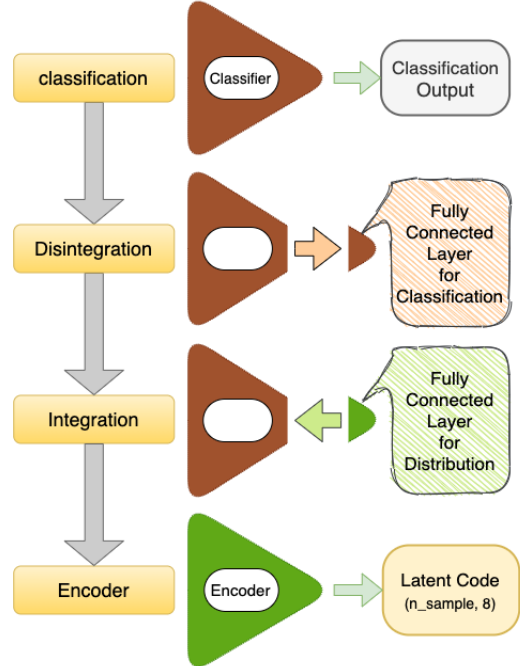


Figure 3: *Flowchart for Style-Restriction*: Style-Restriction is simply composed of 4 stages. Firstly, a classifier with the same structure as the encoder is learned to classify. Then, the last layer is taken out and compensated for with a fully connected layer for distribution. Lastly, it is trained to follow Gaussian distribution, with pretrained layers' parameters fixed.

3.3 Network Architecture

The network structure of Style-Restricted GAN (SRGAN) is almost the same as that of SingleGAN [4]. Similar to some models ([2, 4, 19]), a generator has two convolutional layers for down-sampling followed by the six-block-ResNet [30] structure with central biasing instance normalization [31] instead of an up-sampling normalization technique before two transposed convolutional layers. Additionally, two PatchGAN discriminators are employed [32] to determine whether an input is real or fake in different scales with four convolutional layers and no normalization layers. For the multi-model translation encoder, we adopted the same ResNet structure used in BicycleGAN [3].

4 Preparation

4.1 Dataset

As mentioned above, the CelebA dataset [26], which is one of the most popular face datasets, was used for several reasons, including numerous annotation labels and an ample amount of data. The domain class is defined using two characteristics: *male* and *smiling*. Therefore, classes are composed of “male, smiling”, “male, non-smiling”, “female, smiling”, and “female, non-smiling”. To facilitate experiments and focus on the important parts, some images, with or without certain attributes, are excluded, as shown below.

4.1.1 Characteristics for Classes

male, smiling

4.1.2 Necessary Characteristics

No Beard

4.1.3 Excluded Characteristics

5 o clock shadow, blurry, chubby, double chin, eyeglasses, goatee, mustache, sideburns, wearing hat

4.2 Preprocessing

In the class conversion process, the image in the dataset is first center-cropped to (178 x 178) and then subsequently resized to (128 x 128). The maximum and the minimum value of each image are converted to 1 and -1, respectively. To augment the dataset, a random horizontal flip is employed in the training process. For the classification task used in the evaluation method, most of preprocessing techniques are the same except for the normalization part, which is normalized to a range of [0, 1] followed by normalization using mean=[0.485,0.456,0.406] and std=[0.229,0.224,0.225], which are separated for each channel.

4.3 Training Condition

For classification and translation tasks, the models were trained with Adam optimizer [33] set at $\beta_1 = 0.5$ and $\beta = 0.999$. The generator, discriminator, and encoder learning rates were set at 0.0002, 0.0001, and 0.001, respectively, and decreased exponentially as the epoch progressed. This experiment requires numerous hyperparameters, as stated in 18, and these parameters are determined referring to the original SingleGAN and our previous experiments, as shown in Table 1. Where “or” means it is dependent on the experiments and the models.

Table 1: *Value of Hyper-Parameters*

SYMBOL	MEANING	VALUE
λ_{cycle}	CYCLE CONSISTENCY LOSS	5
λ_{idt}	IDENTITY LOSS	5
λ_{reg}	REGRESSION LOSS	0.5
λ_{idt_reg}	REGRESSION LOSS (IDENTITY)	0 OR 0.5
λ_{KL}	KL DIVERGENCE LOSS	0 OR 0.1
λ_{bKL}	BATCH KL DIVERGENCE LOSS	0 OR 10
λ_{corr_enc}	CORRELATION LOSS	0 OR 100
λ_{hist}	HISTOGRAM IMITATION LOSS	0 OR 100
k	K FOR UNROLLEDGAN	1 OR 5
n_batch	BATCH SIZE	128

5 Results

This paper reports on the results of two experiments: one which compared the conventional KL divergence loss and the combination of the proposed three losses, and another that was related to the diversity restriction. Both experiments also included quantitative results using the above-mentioned fidelity and diversity methods: precision/recall and density/coverage.

Table 2: *Hyper-Parameters (Ex.1)*

SYMBOL	CONVENTIONAL KL LOSS	PROPOSED LOSSES
λ_{idt_reg}	0	0
λ_{KL}	0.1	0
λ_{bKL}	0	10
λ_{corr_enc}	0	100
λ_{hist}	0	100
k	1	1

5.1 Diversified Outputs

In this experiment, we examined the efficacy of the proposed losses using two SingleGAN conditions. We named the SingleGAN with conventional KL condition and the

Table 3: Mean and Standard Deviation of the Encoded Features

RESTRICTION		FEATURES							
		1	2	3	4	5	6	7	8
CONVENTIONAL KL LOSS	MEAN (E-03)	-0.016	0.315	0.160	0.618	-1.406	-1.045	-0.672	-1.132
	STD (E-03)	5.090	5.178	5.158	5.964	7.592	5.781	6.542	6.491
PROPOSED LOSSES (<i>ours</i>)	MEAN	0.023	0.058	0.122	0.141	0.007	0.019	0.108	0.009
	STD	1.153	1.051	1.051	1.008	1.034	1.061	1.084	1.018

Table 4: Quantitative Results (ex.1)

DATASET FOR EVALUATION	MODEL	SCORE			
		PRECISION	RECALL	DENSITY	COVERAGE
RANDOM- INITIALIZATION	CONVENTIONALKL	0.83086	0.00000	0.77012	0.00770
	PROPOSEDLOSS (<i>ours</i>)	0.83017	0.00002	0.68857	0.06161
IMAGENET [25]	CONVENTIONALKL	0.72528	0.00000	0.79562	0.01855
	PROPOSEDLOSS (<i>ours</i>)	0.66589	1.8750E-06	0.65802	0.04345
CELEBA [26]	CONVENTIONALKL	0.98737	0.026391	1.00645	0.06418
	PROPOSEDLOSS (<i>ours</i>)	0.98414	0.198484	0.96772	0.21998

Table 5: Hyper-Parameters and conditions (ex.2)

SYMBOL OR CONDITION	MODEL 1	MODEL 2	MODEL 3	MODEL 4 (OURS)
λ_{idt_reg}	0.5	0.5	0.5	0.5
k	5	5	5	5
RESTRICTION (GAUSSIAN)	PROPOSED	PROPOSED	PROPOSED	PROPOSED
DISCRIMINATOR	MULTIPLE	SINGLE	SINGLE	SINGLE
ENCODER'INPUT FOR CLASS	TRUE	TRUE	FALSE	FALSE
PRETRAINING	NO-PRETRAINING	NO-PRETRAINING	NO-PRETRAINING	CLASSIFICATION (CELEBA)

SingleGAN with proposed losses condition as ‘‘Conventional KL Loss’’ and ‘‘Proposed Losses’’, respectively. A shortened list of the adjusted hyper-parameters is shown in Table 2.

Fig.7 shows the smile maker result of both models, where the improvement is self-evident. First, there was almost no change in appearance with conventional KL loss. In contrast, using the proposed losses, diversification was significantly improved, even though it was not perfect due to the background and/or hair color changes. This characteristic can also be found in the evaluation scores of all the feature extractors in the quantitative results, as shown in Table 4. Therefore, it is clear that, in terms of diversity (recall and coverage), the model using the newly proposed losses surpassed that using the conventional KL loss for all conditions.

This result is primarily due to the distribution of encoded features. Figs. 4, 5, and 6 show the correlation matrix (absolute value) of the encoded features, the histogram of the

encoded features in each dimension, and distribution of the encoded features, respectively. As can be seen in Fig.6, each of the eight features are paired with the same number of data and displayed along with the desired distribution (Gaussian). Table 3 shows the mean and the standard deviation. Due to the conventional KL loss over-restriction, the encoded features were almost zero compared to the desired outcomes. In contrast, the encoded features when using the proposed losses were scattered in a manner similar to Gaussian distribution, and the correlation matrix and the histogram were both well-restricted in the proposed losses, as shown in Figs.4 and 5. The importance of the distribution lies in the regression loss shown in Eq.9, which is designed to encourage a generator to exploit a noise vector as a style vector via the encoder output. Therefore, if the distribution of the encoded features is too far from the desired distribution, it becomes meaningless.

Table 6: *Quantitative Results (ex.2)*

DATASET FOR EVALUATION	MODEL	SCORE			
		PRECISION	RECALL	DENSITY	COVERAGE
RANDOM-INITIALIZATION	SINGLEGAN	0.88711	0.00013	0.95987	0.11573
	SINGLEGAN (SINGLE D)	0.86702	0.00011	0.89132	0.07532
	SRGAN (NO-PRETRAINING)	0.85179	0.00167	0.81889	0.19212
	SRGAN (PRETRAINING, <i>ours</i>)	0.87241	0.00000	0.92179	0.01288
IMAGENET [25]	SINGLEGAN	0.64997	3.1250E-06	0.61623	0.05162
	SINGLEGAN (SINGLE D)	0.71701	6.2500E-07	0.78738	0.03944
	SRGAN (NO-PRETRAINING)	0.67583	0.00000	0.65013	0.05034
	SRGAN (PRETRAINING, <i>ours</i>)	0.74455	0.00000	0.87552	0.03441
CELEBA [26]	SINGLEGAN	0.98556	0.25243	0.98043	0.25747
	SINGLEGAN (SINGLE D)	0.98564	0.11649	0.96463	0.15268
	SRGAN (NO-PRETRAINING)	0.98653	0.15895	0.97914	0.17612
	SRGAN (PRETRAINING, <i>ours</i>)	0.98492	0.25309	0.97811	0.29953

5.2 Style Restriction

In the second experiment, we examined diversity restrictions by comparing four different models, which were defined with the conditions presented in Table 5. As mentioned above, two concepts were employed to enhance the final result in terms of diversity and fidelity, including regression loss in identity image and UnrolledGAN [29]. The value “multiple” in the “discriminator” condition means we employed multiple discriminators used in SingleGAN, which matched the number of discriminators with the number of classes (four for this experiment), while “single” indicates that we used the same single discriminator used in StarGAN, which contains an auxiliary classifier. Figs.8 and 9 show the results of the non-smiling-to-smiling translation for males and females, respectively. Although the two models extended by SingleGAN were both successful in diversifying class-related features, they also diversified features that were unrelated to the class, such as the lighting and the background, hair, and skin colors. For the non-pretrained Style-Restricted GAN (SRGAN), only the class-unrelated characteristics were diversified, so it is reasonable to presume that the class input for the encoder has a relationship with the diversity of class-related features. When SRGAN was pretrained with the classification task, it successfully diversified only the features that were relevant to the classification, which were changes to the smile intensity and eye make-up thickness.

When it comes to the quantitative result with precision, recall, density, and coverage (see Table 6), the diversity score (recall and coverage) obtained with SRGAN (no-pretraining) in random-initialization, which is intuitively able to evaluate genuine diversity, showed the best results. However, this was not the case with the feature extractor pretrained with the face dataset (CelebA), which allowed us to observe class-related diversity. When focusing on the score of the SRGAN pretrained with the classification task,

we found that it produced the highest score in both recall and coverage with the CelebA dataset. Additionally, while SingleGAN’s score is almost equal to the SRGAN score in the feature extractor with CelebA dataset, the score with the random-initialized model is nearly 10 times higher than that in SRGAN (pretraining). This indicates that, in comparison with the other translation model, SRGAN (pretraining) improved the *exclusively* class-related diversity. Other qualitative results of Style-Restricted GAN are shown in Figs.10 to 13 at the end of this paper.

6 Conclusion

In this paper, we proposed Style-Restricted GAN and proved its capabilities in terms of diversification enhancement and restriction. To accomplish this, we first experimented with three newly proposed losses against the conventional KL divergence loss in order to restrict the distribution of the encoded features. The results obtained with the proposed losses were much better in mirroring the results of Gaussian distribution. For the diversification restriction, the results obtained with the employment of an encoder pretrained in the classification task significantly improved changes to class-related features without changing features that were unrelated to the target class. In our future work, we intend to make use of the generator input noise to more freely control the output.

References

- [1] Ian J. Goodfellow, Jean Pouget-Abadie, Mehdi Mirza, Bing Xu, David Warde-Farley, Sherjil Ozair, Aaron Courville, and Yoshua Bengio. Generative adversarial networks, 2014.
- [2] Jun-Yan Zhu, Taesung Park, Phillip Isola, and Alexei A Efros. Unpaired image-to-image transla-



Figure 4: *Comparison between Conventional KL Loss and Proposed Losses (Correlation Matrix)*: It represents the correlation matrix of encoded features in each restriction method. The upper one is the correlation matrix of the encoder’s outputs trained with conventional KL loss, while the other is that with proposed losses. It proves that the correlation matrix with the proposed losses is much more similar to that with the Gaussian distribution.

- tion using cycle-consistent adversarial networks. In *Computer Vision (ICCV), 2017 IEEE International Conference on*, 2017.
- [3] Jun-Yan Zhu, Richard Zhang, Deepak Pathak, Trevor Darrell, Alexei A. Efros, Oliver Wang, and Eli Shechtman. Toward multimodal image-to-image translation, 2018.
- [4] Xiaoming Yu, Xing Cai, Zhenqiang Ying, Thomas Li, and Ge Li. Singlegan: Image-to-image translation by a single-generator network using multiple generative adversarial learning. In *Asian Conference on Computer Vision*, 2018.
- [5] Jun-Yan Zhu, Philipp Krähenbühl, Eli Shechtman,

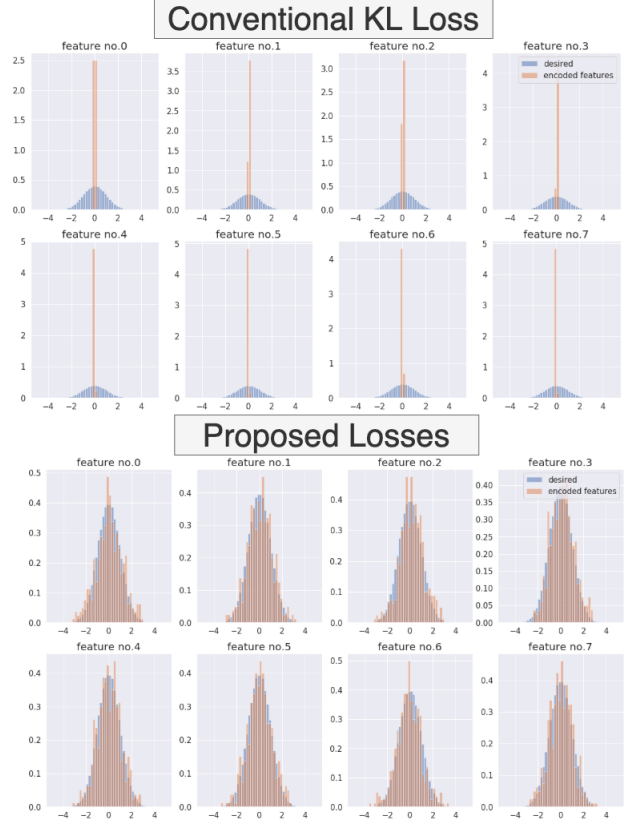


Figure 5: *Comparison between Conventional KL Loss and Proposed Losses (Histogram)*: It shows the histogram of each feature (output) of the encoder. Each block is from conventional KL loss and the proposed losses from top to bottom. The histogram from proposed losses is better regulated.

- and Alexei A. Efros. Generative visual manipulation on the natural image manifold. *CoRR*, abs/1609.03552, 2016.
- [6] Diederik P Kingma and Max Welling. Auto-encoding variational bayes, 2014.
- [7] Yanghua Jin, Jiakai Zhang, Minjun Li, Yingtao Tian, Huachun Zhu, and Zhihao Fang. Towards the automatic anime characters creation with generative adversarial networks. *CoRR*, abs/1708.05509, 2017.
- [8] Han Zhang, Tao Xu, Hongsheng Li, Shaoqing Zhang, XiaoLei Huang, Xiaogang Wang, and Dimitris N. Metaxas. Stackgan: Text to photo-realistic image synthesis with stacked generative adversarial networks. *CoRR*, abs/1612.03242, 2016.
- [9] Tero Karras, Timo Aila, Samuli Laine, and Jaakko Lehtinen. Progressive growing of gans for improved quality, stability, and variation. *CoRR*, abs/1710.10196, 2017.

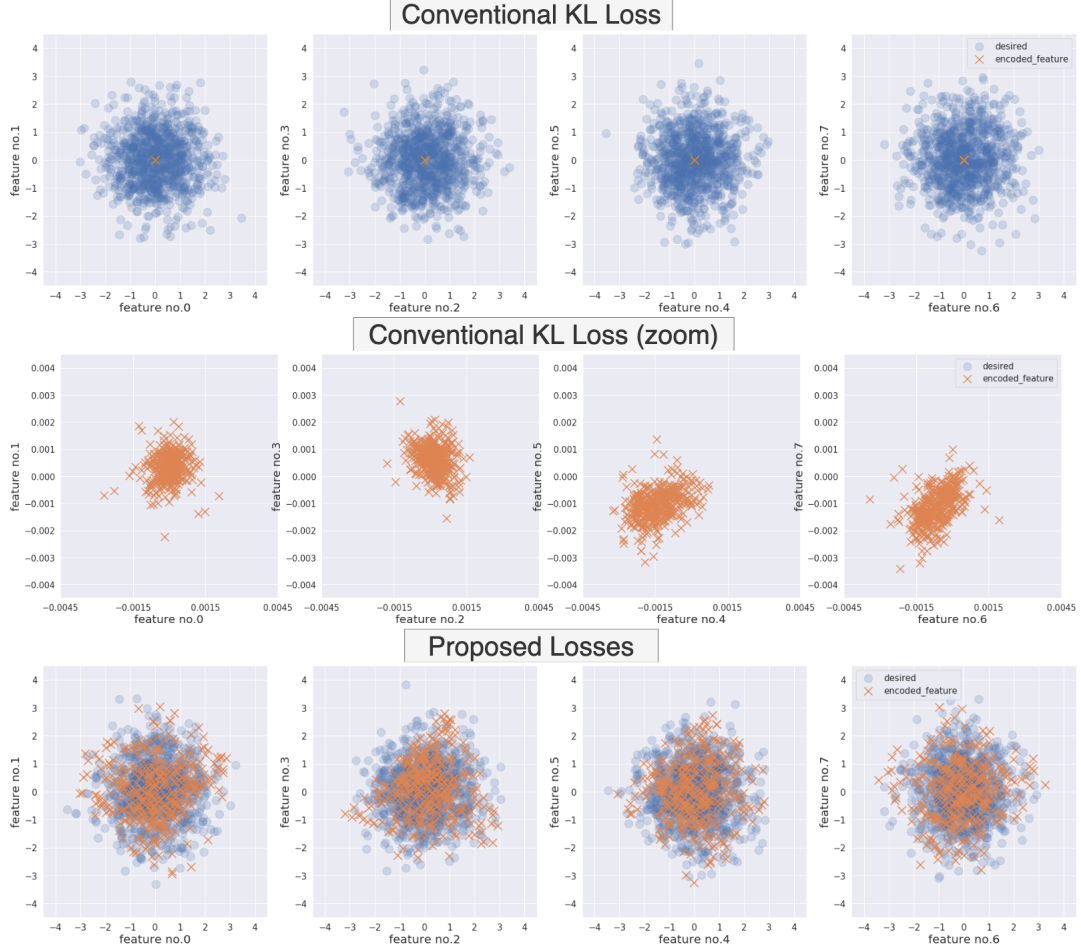


Figure 6: *Comparison between Conventional KL Loss and Proposed Losses (Distribution)*: This figure shows the distribution of encoded features visualized with every 2 features. The blue circle indicates the desired distribution with the same data size as the encoded features and the orange cross is the encoded feature. The 1st row represents the outputs of the encoder with conventional KL Loss. Since the encoded features were not so visible due to over-restriction, the 2nd-row shows zoomed representations. The 3rd one is the distribution when the encoder was trained with proposed losses. Obviously, the last distribution was much better regulated.

- [10] Scott E. Reed, Zeynep Akata, Xinchun Yan, Lajanugen Logeswaran, Bernt Schiele, and Honglak Lee. Generative adversarial text to image synthesis. *CoRR*, abs/1605.05396, 2016.
- [11] Kundan Kumar, Rithesh Kumar, Thibault de Boissiere, Lucas Gestein, Wei Zhen Teoh, Jose Sotelo, Alexandre de Brebisson, Yoshua Bengio, and Aaron Courville. Melgan: Generative adversarial networks for conditional waveform synthesis, 2019.
- [12] Wayne Wu, Kaidi Cao, Cheng Li, Chen Qian, and Chen Change Loy. Transgaga: Geometry-aware unsupervised image-to-image translation. *CoRR*, abs/1904.09571, 2019.
- [13] Phillip Isola, Jun-Yan Zhu, Tinghui Zhou, and Alexei A. Efros. Image-to-image translation with conditional adversarial networks. *CoRR*, abs/1611.07004, 2016.
- [14] Ming-Yu Liu, Thomas Breuel, and Jan Kautz. Unsupervised image-to-image translation networks. *CoRR*, abs/1703.00848, 2017.
- [15] Patsorn Sangkloy, Jingwan Lu, Chen Fang, Fisher Yu, and James Hays. Scribbler: Controlling deep image synthesis with sketch and color. *CoRR*, abs/1612.00835, 2016.
- [16] Levent Karacan, Zeynep Akata, Aykut Erdem, and Erkut Erdem. Learning to generate images of outdoor scenes from attributes and semantic layouts. *CoRR*, abs/1612.00215, 2016.
- [17] Mehdi Mirza and Simon Osindero. Conditional generative adversarial nets. *CoRR*, abs/1411.1784, 2014.
- [18] Taeksoo Kim, Moon-su Cha, Hyunsoo Kim, Jung Kwon Lee, and Jiwon Kim. Learning to discover cross-domain relations with generative adversarial networks. *CoRR*, abs/1703.05192, 2017.

- [19] Y. Choi, M. Choi, M. Kim, J. Ha, S. Kim, and J. Choo. Stargan: Unified generative adversarial networks for multi-domain image-to-image translation. In *2018 IEEE/CVF Conference on Computer Vision and Pattern Recognition*, pages 8789–8797, 2018.
- [20] Mehdi S. M. Sajjadi, Olivier Bachem, Mario Lucic, Olivier Bousquet, and Sylvain Gelly. Assessing generative models via precision and recall, 2018.
- [21] Muhammad Ferjad Naeem, Seong Joon Oh, Youngjung Uh, Yunjey Choi, and Jaejun Yoo. Reliable fidelity and diversity metrics for generative models, 2020.
- [22] Karen Simonyan and Andrew Zisserman. Very deep convolutional networks for large-scale image recognition, 2015.
- [23] Sergey Ioffe and Christian Szegedy. Batch normalization: Accelerating deep network training by reducing internal covariate shift. In Francis Bach and David Blei, editors, *Proceedings of the 32nd International Conference on Machine Learning*, volume 37 of *Proceedings of Machine Learning Research*, pages 448–456, Lille, France, 07–09 Jul 2015. PMLR.
- [24] Dmitry Ulyanov, Andrea Vedaldi, and Victor S. Lempitsky. Deep image prior. *CoRR*, abs/1711.10925, 2017.
- [25] Jia Deng, Wei Dong, Richard Socher, Li-Jia Li, Kai Li, and Li Fei-Fei. Imagenet: A large-scale hierarchical image database. In *2009 IEEE conference on computer vision and pattern recognition*, pages 248–255. Ieee, 2009.
- [26] Ziwei Liu, Ping Luo, Xiaogang Wang, and Xiaoou Tang. Deep learning face attributes in the wild. In *Proceedings of International Conference on Computer Vision (ICCV)*, December 2015.
- [27] Xudong Mao, Qing Li, Haoran Xie, Raymond Y. K. Lau, Zhen Wang, and Stephen Paul Smolley. Least squares generative adversarial networks, 2017.
- [28] Augustus Odena, Christopher Olah, and Jonathon Shlens. Conditional image synthesis with auxiliary classifier gans, 2017.
- [29] Luke Metz, Ben Poole, David Pfau, and Jascha Sohl-Dickstein. Unrolled generative adversarial networks, 2017.
- [30] Kaiming He, Xiangyu Zhang, Shaoqing Ren, and Jian Sun. Deep residual learning for image recognition, 2015.
- [31] Xiaoming Yu, Zhenqiang Ying, Thomas Li, Shan Liu, and Ge Li. Multi-mapping image-to-image translation with central biasing normalization, 06 2018.
- [32] Phillip Isola, Jun-Yan Zhu, Tinghui Zhou, and Alexei Efros. Image-to-image translation with conditional adversarial networks. pages 5967–5976, 07 2017.
- [33] Diederik P. Kingma and Jimmy Ba. Adam: A method for stochastic optimization, 2017.




Figure 7: *Comparison between Conventional KL Loss and Proposed Losses (Images)*: Every 2 rows show the several outputs of the generator with the same source image and with different style vectors. While the upper 2 blocks represent the result of the employment of conventional KL loss as a restriction, the other 2 blocks are the outputs from the proposed 3 losses. Apparently, the latter outputs were better in terms of diversity.



Figure 8: *Comparison among the models designed for style-restriction (male):* It shows the results of the (smile) generator for male with different training conditions defined by the discriminator and the encoder (Table.5) Each 2 rows is the generator’s outputs constructed from the same source image and different style vectors. As a result, although all models were capable of different translation with different style vectors, only our model (the last one) was able to focus on the class-related characteristics.




Figure 9: *Comparison among the models designed for style-restriction (female)*: It shows the results of the (smile) generator for female with different training conditions defined by the discriminator and the encoder (Table.5) Every 2 rows is the generator's outputs constructed from the same source image and different style vectors. As a result, although all models were capable of different translation with different style vectors, only our model (the last one) was able to focus on the class-related characteristics.



Figure 10: *Additional Results of our proposed model (male 1)*: It shows additional results of Style-Restricted GAN. The first 2 rows is outputs of "male, smiling" with different styles and the rest of them are either "male, non-smiling", "female, smiling", or "female, non-smiling".




Figure 11: *Additional Results of our proposed model (male 2):* It shows additional results of Style-Restricted GAN. The first 2 rows are outputs of "male, smiling" with different styles and the rest of them are either "male, non-smiling", "female, smiling", or "female, non-smiling".




Figure 12: *Additional Results of our proposed model (female 1)*: It shows additional results of Style-Restricted GAN. The first 2 rows are outputs of "male, smiling" with different styles and the rest of them are either "male, non-smiling", "female, smiling", or "female, non-smiling".




Figure 13: *Additional Results of our proposed model (female 2):* It shows additional results of Style-Restricted GAN. The first 2 rows are outputs of "male, smiling" with different styles and the rest of them are either "male, non-smiling", "female, smiling", or "female, non-smiling".