

Utility Maximization for Multihop Wireless Networks Employing BATS Codes

Yanyan Dong, Sheng Jin, Yanzuo Chen, Shenghao Yang and Hoover H. F. Yin

Abstract

BATS codes are a class of efficient random linear network coding variation that has been studied for multihop wireless networks mostly in scenarios of a single communication flow. Towards sophisticated multi-flow network communications, we formulate a network utility maximization (NUM) problem that jointly optimizes the BATS code parameters of all the flows and network scheduling. The NUM problem adopts a batch-wise packet loss model that can be obtained from the network local statistics without any constraints on packet loss patterns. Moreover, the NUM problem allows a different number of recoded packets to be transmitted for different batches in a flow, which is called adaptive recoding. Due to both the non-convex objective and the BATS code-related variables, the algorithms developed for the existing flow optimization problems can not be directed applied to solve our NUM problem. We introduce a two-step algorithm for solving the NUM problem, where the first step solves the problem with nonadaptive recoding schemes, and the second step optimizes adaptive recoding hop-by-hop from upstream to downstream in each flow. We perform various numerical evaluations and simulations to verify the effectiveness and efficiency of the algorithm.

I. INTRODUCTION

Multihop wireless networks will play a crucial role in the future of Internet of Things, where the communication from a source node to a destination node may go through multiple

This paper was presented in part at 2020 IEEE International Conference on Communications.

Y. Dong, Y. Chen and S. Yang are with the School of Science and Engineering, The Chinese University of Hong Kong, Shenzhen, Shenzhen, China. S. Jin is with Carnegie Mellon University. H. Yin is with the Institute of Network Coding, The Chinese University of Hong Kong, Hong Kong, China. S. Yang is also with Shenzhen Key Laboratory of IoT Intelligent Systems and Wireless Network Technology and Shenzhen Research Institute of Big Data, Shenzhen, China. Emails: yanyandong@link.cuhk.edu.cn, shengj@andrew.cmu.edu, yanzuochoen@link.cuhk.edu.cn, shyang@cuhk.edu.cn, hfyin@inc.cuhk.edu.hk

This work was funded in part by the Shenzhen Science and Technology Innovation Committee (Grant JCYJ20180508162604311, ZDSYS20170725140921348).

intermediate network nodes connected by wireless communication links. Compared with the network design for wireline networks which is based on dedicated and reliable links, a more sophisticated network design is required for wireless networks due to the open, shared and dynamic wireless communication media.

It is well-known that *random linear network coding (RLNC)* achieves the capacity of multihop wireless networks with packet loss in a general setting [1], [2]. However, the classical RLNC approach is not efficient for practical multihop wireless networks due to its high computational and storage costs and also its high protocol overhead. *BATS codes* [3] were proposed as an efficient RLNC variation for communication through networks with packet loss by using a small amount of computational and storage costs at the intermediate network nodes. A BATS code can achieve a close-to-optimal end-to-end throughput and latency. Furthermore, it resolves various issues raised from the traditional hop-by-hop retransmission and hop-by-hop erasure coding approaches (see the discussion in [4]).

BATS codes have been extensively studied for multihop wireless networks [5]–[11]. Towards sophisticated network communication protocols based on BATS codes, *network utility maximization (NUM)* problems for adaptive allocation of network resources, including congestion control and link scheduling, must be studied for BATS codes. Due to the different nature of packet flow when using BATS codes, the existing NUM models considering store-and-forward [12], [13] and RLNC [14], [15] cannot be applied directly. A recent work [16] studied the joint optimization of link scheduling and BATS code recoding in a single communication flow with independent packet loss.

A BATS code consists of an outer code and an inner code. The outer code is a matrix generalization of a fountain code, which can generate a potentially unlimited number of *batches*. Each batch consists of a certain number of coded packets, where this number is called the *batch size*. The inner code comprises linear network coding, also known as *recoding*, at the intermediate network nodes. Recoding is applied only to the packets belonging to the same batch. The data flow in the network can be better understood as a *batch flow* when BATS codes are employed. A batch flow is a generalization of the traditional packet flow, which degenerates to a packet flow when the batch size is 1. A batch flow has two fundamental differences compared with a packet flow:

- 1) There is no packet flow conservation at the intermediate network nodes because recoding generates new packets for the batches.

- 2) The end-to-end communication throughput is measured by the expected rank of the *batch transfer matrices* instead of the number of packets received per unit time.

This paper tries to answer the following questions about employing BATS codes in multi-flow environments:

- How to properly model the packet loss? Independent loss has been studied in many existing works. But practical scenarios usually show burst packet loss patterns.
- How to formulate the multi-flow utility maximization problem when BATS codes are used for network communication? The end-to-end communication throughput measure of BATS codes and the recoding at intermediate nodes must be properly taken into consideration.
- How to solve the new NUM problem formulated for BATS codes? The objective in the new NUM problem involves not only the end-to-end flow rates but also the recoding parameters at the intermediate network codes. Moreover, the objective function is not convex in general.

A. Paper Contributions

1) *NUM Problem Formulation:* We propose a general NUM problem where each communication flow employs a BATS code for reliable end-to-end communications. Instead of assuming packet losses are independent, we propose a batch-wise packet loss model to incorporate burst packet loss patterns. This packet loss model is not only sufficient for BATS codes recoding analysis but also easy to obtain in practice from the network local statistics.

The NUM problem incorporates a general recoding framework called *adaptive recoding* [9], [17]–[20], which allows a different number of recoded packets to be transmitted for different batches in the same flow at a network node.¹ In contrast, the recoding schemes generate the same number of recoded packets for all batches are called *nonadaptive recoding* in this paper. The recoding scheme studied in [10], [16] is the same as the nonadaptive recoding except that no packets are transmitted for batches of rank 0, and hence is a special adaptive recoding approach. Existing works have shown that the network throughput can be improved if more recoded packets are generated for the batches having higher ranks [19], [20].

Our NUM problem jointly optimizes the total utilities of all the flows subject to certain scheduling constraints. The variables of the optimization include the batch rate of each flow

¹In the conference version of this paper [21], we only studied the case that the same number of recoded packets are generated for all batches in a flow.

and the adaptive recoding transition matrix for each flow at each network node, as well as the scheduling rate vector. Many traditional counterparts of our NUM problem have convex objectives. In contrast, our NUM problem has an objective function that may not be convex in general. Moreover, the adaptive recoding transition matrices for different nodes and flows give a large number of variables for optimizing. Due to the complication of our problem, algorithms developed for existing flow optimization problems can be trapped in local maxima according to our experiments.

2) *Algorithms for Solving the NUM Problem:* We propose a two-step algorithm for solving our NUM problem. In the first step, the NUM problem is solved with the restriction that recoding is nonadaptive, i.e., the same number of recoded packets is generated for all batches received at a node on the same flow. With this restriction, the variables of the NUM problem are simplified: each transition matrix about recoding is simplified to a recoding number. In the second step, using the recoding numbers obtained in the first step as constraints, we perform a sequence of hop-by-hop adaptive recoding optimizations in an upstream-downstream order. This step can be performed at different network nodes locally solved by an algorithm in [9].

In the first step, optimizing the recoding numbers is the new component of our NUM problem compared with the traditional ones. Following the dual-based approach in solving the existing NUM problems, the recoding number optimization can be decomposed for each flow individually. A special case of the recoding number optimization problem has been studied in [10] with uniform random linear recoding and independent packet loss. For our batch-wise packet loss model and a general recoding scheme, the technique in [10] cannot be applied. We illustrate that alternatively optimize the recoding numbers of a flow may not achieve a good performance, and provide a local-search algorithm for optimizing all the recoding numbers of a flow jointly.

As the objective is non-convex, our algorithm may be trapped in certain local optima. Simulated annealing is a popular local search algorithm that provides a way to escape the local optima. Using the outputs of the two-step algorithm as the starting points, we can further perform simulated annealing to search for better objective values.

3) *Numerical Evaluations and Simulations:* To compare the performance of different algorithms for solving our NUM problem (called (AP)), we derive a corresponding traditional NUM problem (called (UP)). The optimal value of (UP) is an upper bound on the optimal value of (AP). For each flow, we can calculate the ratio of the achievable throughput by solving (AP) over the one obtained by solving (UP). We define κ as the geometric average of the ratios of

all the flows, which is used to compare the performance of different algorithms.

We evaluate 11 instances of the multiple wireless networks where two communication flows share some links. For both the independent and the Gilbert-Elliott packet loss model, the two-step algorithm achieves good fairness for all the cases. When packet losses are independent, the two-step algorithm can achieve about $1.5 \sim 2$ percent higher κ values compared with nonadaptive recoding, and simulated annealing can improve κ only slightly compared with that of the two-step algorithm. When packet losses follow certain Gilbert-Elliott models, the two-step algorithm can improve κ by $3 \sim 6.5$ percent compared with nonadaptive recoding. We observe that the adaptive recoding can achieve a larger gain for burst packet losses than independent packet losses.

We build a simulator using ns-3 to see certain behavior of the flow optimization solution in real network packet transmissions. We test both the independent packet losses and the Gilbert-Elliott loss models. To see the robustness of our approach, we solve the NUM problem with the empirical batch-wise loss model statistics and then substitute the output parameters into the simulator. We observe that the buffer sizes at all network nodes are stable, and the throughput is consistent with the one obtained in solving the NUM problem.

B. Paper Organization

The remainder of this paper is organized as follows. We give a brief introduction of BATS code in Section II, and then discuss the network model and adaptive recoding in Section III. We formulate the network utility maximization problems in Section IV, followed by the solving algorithms in Section V and VI. Some simulation results are provided in Section VII. Last, some remarks and future works are discussed in Section VIII.

II. BATS CODE BASICS

In this section, we briefly introduce BATS codes. We refer readers to [4] for a detailed discussion. Fix a *base field* of size q and two positive integers K and T . Suppose the data to be transmitted consists of K *input packets*. Each packet is regarded as a column vector of T symbols in the base field. We equate a set of packets to a matrix formed by juxtaposing the packets in this set. A *uniformly random matrix* is a matrix having uniform i.i.d. components over the base field.

A. Encoding and Recoding

The encoder of a BATS code generates the *coded packets* in the *batches*. Let M be a positive integer called the *batch size*. For $i = 1, 2, \dots$, the i th batch, denoted by \mathbf{X}_i , is generated from the input packets using the following steps:

- 1) Sample a *degree distribution* $\Psi = (\Psi_1, \dots, \Psi_K)$ which returns a *degree* d_i with probability Ψ_{d_i} .
- 2) Uniformly randomly choose d_i input packets from all the input packets and juxtapose them into a matrix \mathbf{B}_i .
- 3) Form a $d_i \times M$ uniformly random matrix \mathbf{G}_i called the *batch generator matrix*.
- 4) The i th batch \mathbf{X}_i is generated by

$$\mathbf{X}_i = \mathbf{B}_i \mathbf{G}_i.$$

We assume that the destination node knows the batch generator matrices. This can be achieved by sharing the same seeds and the same pseudorandom number generator at the source node and the destination node.

Recoding is a linear network coding scheme that is restricted to be applied to the packets belonging to the same batch. The packets to be transmitted for a batch are the recoded packets of the batch generated by linear combinations of the received packets of the batch. The number of recoded packets to be generated and the coefficients of the linear combinations depend on the recoding scheme. We defer the discussion of the recoding schemes in Section III-C after introducing the network model.

B. Batch Transfer Matrix

As the recoding operation at each node is linear, the transformation of each batch from the source node to a network node that receives this batch is a linear operation. Let \mathbf{H}_i be the *batch transfer matrix* of the i th batch and \mathbf{Y}_i be the received packets of the i th batch at a network node. We have

$$\mathbf{Y}_i = \mathbf{X}_i \mathbf{H}_i = \mathbf{B}_i \mathbf{G}_i \mathbf{H}_i. \quad (1)$$

There are M rows in \mathbf{H}_i , where each row is formed by the coefficients of a coded packet in \mathbf{X}_i . The number of columns of \mathbf{H}_i corresponds to the number of packets of the i th batch received by the network node. If no packet is received for the batch, then both \mathbf{Y}_i and \mathbf{H}_i are empty matrices.

More details about the batch transfer matrices will be discussed in Section III-C. Here we introduce how the batch transfer matrices can be known at a network node. Right after a batch is generated, a coefficient vector is attached to each of the M packets of the batch, where the coefficient vectors of all the packets of a batch are linearly independent of each other. The recoding performed on the packets is also performed on the coefficient vectors. One typical choice is that the juxtaposition of the coefficient vectors forms an $M \times M$ identity matrix. By this choice, the transfer matrix of a batch can be recovered at each network node that receives this batch by juxtaposing the coefficient vectors of the received packets of this batch.

The rank of the batch transfer matrix of a batch is also called the *rank of the batch*. Let $h = (h(r), r = 0, 1, \dots, M)$ be the underlying probability distribution of the ranks of the batch transfer matrices, which is also called the *rank distribution*. The empirical rank distribution of $\mathbf{H}_i, i = 1, 2, \dots$ converges almost surely towards h , which is a sufficient statistics for designing the degree distribution. The upper bound on the achievable rates of a BATS code is

$$\bar{h} \triangleq \mathbb{E}[h] = \sum_{i=1}^M ih(i),$$

which is also called the *expected rank*. This upper bound can be achieved using random linear outer code [22] with Gaussian elimination decoding. A major advantage of BATS codes is that the end-to-end expected rank can be achieved using much more efficient encoding and decoding methods.

C. Decoding

We can use the *belief propagation (BP)* decoding algorithm to decode a BATS code efficiently. Suppose that n batches are received at the destination node. Recall that the decoder of a BATS code knows the batch generator matrices \mathbf{G}_i and the batch transfer matrices \mathbf{H}_i of all the batches. In other words, the decoder knows the linear systems of equations in (1) for $i = 1, \dots, n$. A batch with the generator matrix \mathbf{G} and the batch transfer matrix \mathbf{H} is said to be *decodable* if $\text{rank}(\mathbf{GH})$ is equal to its degree. The BP decoding includes multiple iterations. In the first iteration, all the decodable batches are decoded by solving the associated linear system of equations in (1), and the input packets involved in these decodable batches are recovered. In each of the following iterations, undecoded batches are first updated: for each undecoded batch, all the recovered input packets involved in the batch are substituted into the associated linear system and the degree of the batch is reduced accordingly. Then, the batches which become decodable after the updating

are decoded, and the input packets involved in these decodable batches are recovered. The BP decoding stops when there is no decodable batch.

In order to recover a given fraction on the number of input packets with high probability by the BP decoding, we need to use a degree distribution that can be obtained by solving a linear programming problem [3] which depends on the rank distribution h . We can further apply *precoding* as in Raptor codes [23] to have all the input packets solved by BP decoding. In the existing theory of BATS codes, a sufficient condition about the degree distribution was obtained such that the BP decoding can recover a given fraction on the number of input packets with high probability. A degree distribution that satisfies the sufficient condition can be obtained for a given rank distribution h by solving a linear programming problem [3]. To have all the input packets solved by BP decoding, precoding can be applied as in the Raptor codes. This theory guarantees that BATS codes can achieve a rate very close to $\mathbb{E}[h]$ with low computational complexity.

When the number of packets for encoding is relatively small, BP decoding tends to stop before decoding a large fraction of the input packets. Though we can continue decoding by Gaussian elimination, the computational complexity is high. A better approach is to use *inactivation decoding*: when BP decoding stops, an undecoded input packet is marked as inactive and substituted into the batches as a decoded packet to resume the BP decoding procedure. Inactivation decoding reduces the complexity of Gaussian elimination and improves the success probability of BP decoding. See [4] for a detailed discussion of inactivation decoding for BATS codes and the corresponding precoding design.

As a summary of this part, the end-to-end expected rank $\mathbb{E}[h]$ provides a precise performance measure of using BATS codes for network communication.

III. NETWORK COMMUNICATIONS EMPLOYING BATS CODES

In this section, we present the use of BATS codes for reliable end-to-end communications in a multihop wireless network model similar to the one in [12]. In particular, we will discuss in detail how to employ *adaptive recoding* at the network nodes.

A. Network Model

A multihop wireless network is modeled as a directed graph $\mathcal{G}(\mathcal{V}, \mathcal{E})$, where \mathcal{V} and \mathcal{E} are sets of nodes and edges respectively. A communication link in the network that transmits packets from node u to node v is modeled by an edge $(u, v) \in \mathcal{E}$. Therefore, we also refer to an edge

as a *link*. Each link $e = (u, v)$ is associated with a communication rate c_e packets per unit time. That is, node u can transmit at most c_e packets per unit time using the link e .

Due to interference and noise, not all the packets transmitted by node u can be successfully received by node v . Interference between different links is a characteristic of wireless networks due to the open wireless communication media. For each link e , we have a set \mathcal{I}_e of interfering links. A *collision* occurs when a link (u, v) is scheduled to transmit with one or more interfering links simultaneously. If a collision occurs, node v cannot receive the packets transmitted by node u . If no collision occurs, i.e., (u, v) is scheduled to transmit without any interfering link in $\mathcal{I}_{(u,v)}$ transmitting simultaneously, then node v may receive the packet transmitted by node u . In the discussion of this paper, we assume certain network scheduling mechanism is applied so that collision is avoided. Without collision, it is also possible that a transmitted packet cannot be received correctly due to noise and interference. The event that node v does not receive the packet from u is called *packet loss*. A general packet loss model will be introduced in Sec. III-D.

We define a (*link*) *schedule* by $s = (s_e : e \in \mathcal{E})$ where $s_e = 1$ indicates that the link e is scheduled to transmit and $s_e = 0$ otherwise. If s has no collision, i.e., $s_{e'} = 0$ for all $e' \in \mathcal{I}_e$ if $s_e = 1$ for any $e \in \mathcal{E}$, then the schedule is called *feasible*. \mathcal{S} denotes the collection of all feasible schedules. For a feasible schedule $s \in \mathcal{S}$, define a rate vector $s' = (c_e s_e, e \in \mathcal{E})$, where $c_e s_e$ is the maximum communication rate that link e can support when using the schedule s . The *rate region* is defined by

$$\mathcal{R} := \{(c_e s_e, e \in \mathcal{E}) : s \in \mathcal{S}\}. \quad (2)$$

The convex hull of \mathcal{R} is denoted by $\text{Co}(\mathcal{R})$, which is the collection of all achievable scheduling rate vectors.

B. Communication Flows Employing BATS Codes

For a directed edge $e = (u, v)$, we call u the *tail* of e and v the *head* of e . We say two edges (u_1, v_1) and (u_2, v_2) are *consecutive* if $v_1 = u_2$. A sequence of distinct links $\mathcal{P} = (e_\ell : \ell = 1, \dots, L)$ is called a *flow (or path)* of length L if e_ℓ and $e_{\ell+1}$ are consecutive for all $\ell = 1, \dots, L-1$. A *communication flow* is a flow in the network where the tail of the first edge is called the *source node* and the head of the last edge is called the *destination node*.

The network may have a finite number of communication flows concurrently. Each communication flow employs a BATS code for reliable end-to-end communication from the source node

to the destination node. Fixed a flow $\mathcal{P} = (e_\ell = (v_{\ell-1}, v_\ell): \ell = 1, \dots, L)$ of length L . The source node v_0 uses the encoder of a BATS code to generate a sequence of batches of batch size M . After that, each network node in the flow performs recoding on the batches. In particular, the source node v_0 performs recoding on the original M packets of a batch, and an intermediate network node v_ℓ , $\ell = 1, \dots, L - 1$, performs recoding on the received packets of a batch.

The recoded packets can be generated using different approaches as discussed in [4], e.g., *uniformly random linear coding* and *systematic random linear coding*. For completeness, we briefly introduce these approaches here. Let m and r be two nonnegative integers. Suppose r linearly independent packets are received for a batch at a node u and denote by \mathbf{Y} the matrix formed by the received packets. So \mathbf{Y} has r columns. Suppose node u needs to transmit m packets for this batch. The transmitted packets are generated by $\mathbf{Y}\Phi$ where Φ is an $r \times m$ matrix called the *recoding generator matrix*. Two classes of random linear recoding have been mainly discussed in the literature.

- **Uniformly Random Linear Coding:** All the transmitted packets are generated by *random linear combinations*, i.e., Φ is a uniformly random matrix over the base field (or a subfield of the base field). With a properly chosen m , this method asymptotically achieves the min-cut from the source node to the destination node when the batch size M is sufficiently large.
- **Systematic Random Linear Coding:** This recoding approach transmits the linearly independent received packets before generating new packets by random linear combinations. When $m \leq r$, m received packets with linearly independent coefficient vectors are transmitted. When $r > m$, the r linearly independent received packets and $m - r$ packets generated by random linear combinations are transmitted. With certain row and column permutations, Φ is of the form $\begin{bmatrix} \mathbf{I}_r & \mathbf{U} \end{bmatrix}$, where \mathbf{I}_r is the $r \times r$ identity matrix and \mathbf{U} is a uniformly random matrix.

When the base field is sufficiently large, these two classes of random linear recoding approaches have almost the same hop-by-hop performance. Uniformly random linear coding is easier for analysis in many cases, so we assume this recoding approach without otherwise specified.

C. Adaptive Recoding

We introduce a general adaptive recoding framework [9] for a length- L flow $\mathcal{P} = (e_i = (v_{i-1}, v_i): i = 1, \dots, L)$. Recall that each node can check the coefficient vector attached to each packet it has received and hence it knows the rank of the batches it has received. The maximum

rank of a batch is the batch size M . At the source node, each batch generated by the encoder has a rank M . For adaptive recoding, the number of recoded packets to be transmitted for a received batch is a random variable that depends on the rank of this batch.

For an integer $m \geq 0$, the source node transmits m recoded packets of the batch with probability $p_{e_1}(m|M)$. The recoding at the intermediate network nodes can be formulated inductively. At an intermediate network node v_i , $i = 1, \dots, L-1$, for an integer $m \geq 0$, the node transmits m recoded packets for a received batch of rank r with probability $p_{e_{i+1}}(m|r)$. We denote p_{e_i} as a stochastic matrix where its (r, m) entry is $p_{e_i}(m|r)$. Denote by $h_v = (h_v(r), r = 0, 1, \dots, M)$ the rank distribution of a batch received at node v . At the source node v_0 of flow \mathcal{P} , we have $h_{v_0} = (0, \dots, 0, 1)$. In practice, h_v can be obtained empirically at node v by using the coefficient vectors attached to the received packets. In general, h_{v_0}, \dots, h_{v_L} form a Markov chain for the batches transmitted in flow \mathcal{P} .

Fix an edge $e = (u, v) \in \mathcal{P}$. The expected number of transmitted packets per batch on edge e is

$$\bar{m}_e := \sum_r \sum_m m p_e(m|r) h_u(r). \quad (3)$$

When \bar{m}_e has an upper bound m_e , a local optimization problem has been studied in [9], [17] to maximize the expected rank at node v :

$$\begin{aligned} \max_{p_e} \quad & \mathbb{E}[h_v] \\ \text{s.t.} \quad & \bar{m}_e \leq m_e. \end{aligned} \quad (4)$$

We say that p_e is *almost deterministic* if there exists $t_e = (t_e(r), r = 0, 1, \dots, M)$ such that

$$p_e(m|r) = \begin{cases} t_e(r) - \lfloor t_e(r) \rfloor & \text{if } m = \lfloor t_e(r) \rfloor + 1, \\ 1 - (t_e(r) - \lfloor t_e(r) \rfloor) & \text{if } m = \lfloor t_e(r) \rfloor, \\ 0 & \text{otherwise.} \end{cases}$$

It has been shown in [9] that under certain technical concavity condition, there exists an almost deterministic optimizer for (4). The concavity condition can be satisfied when the packet loss pattern is a stationary stochastic process [9].

Two special cases of adaptive recoding are also of our interest:

- Before adaptive recoding was proposed, for BATS codes, the same number of recoded packets is transmitted for all the batches in a flow, i.e., $p_{e_i}(m_{e_i}|r) = 1$ for a certain integer m_{e_i} for all r . We refer to this kind of recoding scheme as *nonadaptive recoding*. Adaptive

recoding can achieve a higher expected rank than nonadaptive recoding under the same average number of recoded packets constraint [6], [17], [20].

- When $p_{e_i}(m_{e_i}|r) = 1$ and $m_{e_i} \leq r$, for $i = 1, \dots, L$, each node can only transmit the packets it has received. We see that each node only receives packets with linearly independent coefficient vectors, and hence the rank of a batch is equal to the number of received packets of the batch. This recoding scheme has the same performance as the *store-and-forward* approach in many existing network protocols, where hop-by-hop retransmission is not applied.

D. Batch-wise Packet Loss Model

We consider a *batch-wise packet loss model* in this paper: for each edge $e = (u, v)$, when m packets of a batch are transmitted by node u , node v receives r packets of the batch with probability $q_e(r|m)$. We suppose the stochastic matrix $q_e = (q_e(r|m))$ is fixed for each edge e . This is an artificial packet loss model that includes independent packet loss as a special case. For independent packet loss, we have

$$q_e(r|m) = \binom{m}{r} (1 - \epsilon_e)^r \epsilon_e^{m-r}, \quad (5)$$

where ϵ_e is the packet loss rate on edge e . Practically, $q_e(r|m)$ can be obtained locally at node v by counting the number of received packets for each batch. The advantage of this model is that it keeps the analysis of BATS code feasible without knowing the complete packet loss statistics.

Consider a flow $\mathcal{P} = (e_i = (v_{i-1}, v_i): i = 1, \dots, L)$ employing the adaptive recoding scheme introduced above. The distribution h_v for any node v in the flow can be derived analytically for the batch-wise independent packet loss model. Denote by P_{v_l} the $(M+1) \times (M+1)$ transition matrix from $h_{v_{l-1}}$ to h_{v_l} . For example, when applying uniformly random linear coding to generate recoded packets, as derived in [4, chap. 4], the (i, j) entry of P_{v_l} is

$$P_{v_l}[i, j] = \begin{cases} \sum_{m \geq j} p_{e_l}(m|i) \sum_{k=j}^m q_{e_l}(k|m) \zeta_j^{i,k} & \text{if } j \leq i, \\ 0 & \text{otherwise,} \end{cases}$$

where $\zeta_j^{i,k}$ is the probability that an $i \times k$ uniformly random matrix over the base field has rank j . Hence, we have $\mathbb{E}[h_{v_L}] = h_{v_0}(0, 1, \dots, M)^T$ where

$$h_{v_L} = h_{v_0} P_{v_1} \cdots P_{v_l} \cdots P_{v_L}.$$

For systematic random linear recoding, we need a further assumption to derive the transition matrix: All the packets of a batch are transmitted subject to a permutation chosen uniformly at random. With this assumption, when k packets are received for m transmitted packets, all the combinations of k packets among the m packets are received with the same probability. Hence for systematic random linear recoding, a transition matrix can also be derived similarly as [4, chap. 4] for the batch-wise packet loss model.

More discussions about the batch-wise packet loss model are given in Appendix A. These discussions provide some theoretical guidance about using this model. For example, we will give a sufficient condition of the batch-wise packet-loss model so that an almost deterministic optimizer exists for (4), which extended the corresponding result in [9].

IV. NETWORK UTILITY MAXIMIZATION PROBLEMS

In this section, we formulate the network optimization problems for multihop wireless networks with BATS codes and discuss some special cases of the problem.

A. A General Problem

Consider a fixed number of communication flows in the network where the i th flow is denoted by \mathcal{P}^i . Each flow employs BATS codes independently. The source node of the flow \mathcal{P}^i generates batches of batch size M^i and transmits α_i batches per unit time, where α_i is also called the *batch rate*. The network nodes in \mathcal{P}^i employ certain recoding schemes on the batches as we have described in Section III-B.

For an edge $e = (u, v) \in \mathcal{P}^i$, we denote by $p_e^i(m|r)$ the probability of transmitting m recoded packets on link e for a batch of rank r at node u in flow \mathcal{P}^i . Let h^i be the rank distribution of a batch at the destination node in the i th flow. The *throughput* of the i th flow is $\alpha_i \mathbb{E}[h^i]$, which can be achieved as we have discussed in Section II.

We can choose the coding parameters $(\alpha_i, p_e^i, e \in \mathcal{P}^i)_i$ and scheduling rate vector s to jointly optimize all the flows as follows:

$$\begin{aligned} & \max_{(\alpha_i, p_e^i, e \in \mathcal{P}^i)_i, s} \sum_i U_i(\alpha_i \mathbb{E}[h^i]), \\ & \text{s.t.} \quad \sum_{i: e \in \mathcal{P}^i} \alpha_i \bar{m}_e^i \leq s_e, \quad \forall e \in \mathcal{E} \\ & \quad s = (s_e, e \in \mathcal{E}) \in \text{Co}(\mathcal{R}), \end{aligned} \tag{AP}$$

where each U_i is a certain non-decreasing concave utility function, and \bar{m}_e^i is the average number of packets transmitted on edge e in flow \mathcal{P}^i . For $e = (u, v)$, \bar{m}_e^i can be obtained by (3):

$$\bar{m}_e^i = \sum_r \sum_m m p_e^i(m|r) h_u^i(r),$$

where h_u^i is the rank distribution of a batch at node u in flow \mathcal{P}^i . In practice, \bar{m}_e^i can be counted at each network node locally.

B. Nonadaptive Recoding Problem

Considering the nonadaptive recoding with $p_e^i(m_e^i|r) = 1$, optimization (AP) becomes

$$\begin{aligned} \max_{(\alpha_i, m_e^i, e \in \mathcal{P}^i)_{i,s}} \quad & \sum_i U_i(\alpha_i \mathbb{E}[h^i]), \\ \text{s.t.} \quad & \sum_{i: e \in \mathcal{P}^i} \alpha_i m_e^i \leq s_e, \quad \forall e \in \mathcal{E} \\ & s = (s_e, e \in \mathcal{E}) \in \text{Co}(\mathcal{R}). \end{aligned} \quad (\text{NAP})$$

As a variation of the problem, we can let $f_e^i = \alpha_i m_e^i$ to linearize the constraints and use $\lfloor f_e^i / \alpha_i \rfloor$ to replace m_e^i in h^i to remove the discrete variables. But the expected rank h^i is not necessarily convex nor continuous in terms of f_e^i and α_i . These facts make optimization problem (NAP) usually more difficult to solve than the traditional counterparts which we will discuss later.

For BATS codes, couple special cases of optimization problem (NAP) with only one flow have been studied in the literature. When there is only one flow \mathcal{P} , (NAP) becomes

$$\begin{aligned} \max_{\alpha, m_e, e \in \mathcal{P}, s} \quad & \alpha \bar{h} \\ \text{s.t.} \quad & \alpha m_e \leq s_e, \quad \forall e \in \mathcal{P} \\ & s = (s_e, e \in \mathcal{P}) \in \text{Co}(\mathcal{R}), \end{aligned} \quad (6)$$

where we omit the utility function as it is non-decreasing. For $e \in \mathcal{P}$, supposing $m_{e'}$ is fixed for all $e' \neq e \in \mathcal{P}$, \bar{h} is a non-decreasing function of m_e for uniformly random linear recoding (see Appendix B for the justification).

1) *Single flow, no collision*: The recoding optimizations in [4] focus on the case that links have the same rate c and no collision occurs so that $\text{Co}(\mathcal{R}) = \{(\alpha_e, e \in \mathcal{E}) : \alpha_e \leq c\}$. This rate region is suitable for multi-ratio multi-channel wireless networks. When \bar{h} is a non-decreasing function of m_e , the optimization problem (6) becomes

$$\max_{(m_e = m : e \in \mathcal{P})} \frac{\bar{h}}{m},$$

which can be solved easily by exploring a range of integer values of m .

2) *Single flow, all collision*: The collision model in [10] is that, only one link can transmit at the same time, and the capacity of all links is c . Hence $\text{Co}(\mathcal{R}) = \{(\alpha_e, e \in \mathcal{E}) : \sum_e \alpha_e \leq c\}$, where This rate region is suitable for the case that all nodes are very close to each other. With this rate region, the optimization problem (6) becomes

$$\max_{(m_e : e \in \mathcal{P})} \frac{\bar{h}}{\sum_e m_e}.$$

Note that in [10], [16], when no packets are received for a batch, no packets are transmitted for the batch; and when a positive number of packets are received, the same number of recoded packets are generated. This recoding can be regarded as a special adaptive recoding approach. When independent packet loss is assumed, the probability that no packets are received for a batch is very low when the batch size is slightly large, e.g., 16. Therefore, this modification of the problem has little effect on the objective and hence has a very similar performance as nonadaptive recoding.

C. Traditional Cases: Store-and-Forward Recoding

This problem in (AP) includes some classical network utility maximization problems as special cases when applying store-and-forward recoding:

- $p_e^i(m_e^i | r) = 1$ and $m_e^i \leq r$; and
- Each node only transmits the packets it has received.

In this case, it has no harm to use batch size $M^i = 1$ for all flows. Many existing works do not consider packet loss when there is no collision [12], [13]. In this case, the optimization problem (AP) becomes

$$\begin{aligned} & \max_{(f_e^i, e \in \mathcal{P}^i)_{i,s}} \sum_i U_i(\alpha^i) \\ & \text{s.t.} \quad \sum_{i: e \in \mathcal{P}^i} \alpha^i \leq s_e, \quad \forall e \in \mathcal{E} \\ & \quad s = (s_e, e \in \mathcal{E}) \in \text{Co}(\mathcal{R}). \end{aligned} \tag{7}$$

Supposing each link has a certain packet loss rate and the packet losses are independent, the optimization problem (AP) becomes the one of the leaky-pipe flow model [24]. Consider a flow of L links of identical rate, where the packet loss rate is $\epsilon \in (0, 1)$. In the leaky-pipe model, the data rate decreases to $(1 - \epsilon)$ fraction hop-by-hop so that the receiving rate is only $(1 - \epsilon)^L$ of the rate of the source node, i.e., the end-to-end throughput decreases exponentially as the number of hops.

D. Cut-set Upper Bound

To assist the evaluation of the optimality of solving (AP), we provide an upper bound that corresponds to the cut-set bound in a multihop network under the condition that each link has a constant loss rate. Consider a length- L flow $\mathcal{P} = (e_\ell = (v_{\ell-1}, v_\ell): \ell = 1, \dots, L)$, where a BATS code of batch size M is applied. Denote by Y_i the random variable of the number of received packets for a batch at node v_ℓ , where $\ell = 1, \dots, L$. We have

$$\begin{aligned} \bar{h} &\leq \mathbb{E}(\min\{M, Y_1, \dots, Y_L\}) \\ &\leq \min\{M, \mathbb{E}(Y_1), \dots, \mathbb{E}(Y_L)\} \end{aligned} \quad (8)$$

which is the cut-set upper bound of the expected rank.

Recall that we assume a certain network scheduling mechanism is applied so that collision is avoided. Suppose each link $e = (u, v)$ has a loss rate ϵ_e . Then $1 - \epsilon_e$ is the ratio of the expected receiving rate at v and the transmitting rate at u on the link. Using the notations in (AP), if $e \in \mathcal{P}^i$, then $(1 - \epsilon_e)\bar{m}_e^i$ is the expected number of received packets for a batch at node v on flow \mathcal{P}^i . By the upper bound shown in (8), we have

$$\begin{aligned} \bar{h}^i &\leq \min\{M^i, \bar{m}_e^i(1 - \epsilon_e): e \in \mathcal{P}^i\} \\ &\leq \min\{\bar{m}_e^i(1 - \epsilon_e): e \in \mathcal{P}^i\}. \end{aligned}$$

By letting $f_e^i = \alpha_i \bar{m}_e^i(1 - \epsilon_e)$ and replacing \bar{h}^i by the above upper bound, the optimization problem (AP) becomes

$$\begin{aligned} \max_{(f_e^i, e \in \mathcal{P}^i)_{i,s}} \quad & \sum_i U_i(\min\{f_e^i: e \in \mathcal{P}^i\}) \\ \text{s.t.} \quad & \sum_{i: e \in \mathcal{P}^i} f_e^i \leq s_e(1 - \epsilon_e), \quad \forall e \in \mathcal{E} \\ & s = (s_e, e \in \mathcal{E}) \in \text{Co}(\mathcal{R}). \end{aligned} \quad (\text{UP})$$

The optimal value of (UP) is an upper bound on the optimal value of (AP). This upper bound is also called the cut-set bound of the network communication capacity and cannot be achieved using even unlimited hop-by-hop retransmission and unbounded packet buffer at network nodes. This upper bound, however, is not achievable in practical scenarios where latency or limited buffer are considered. Optimization (UP) is of the form of (7), and hence can be solved by using, e.g., the algorithms introduced in [12], [13].

V. ALGORITHMS FOR NONADAPTIVE RECODING PROBLEM

In this section, we discuss how to solve (NAP), which is a special case of the general problem (AP) with nonadaptive recoding. This special case keeps the main features of the general problem and hence is a good starting point for studying the optimization algorithms. If the recoding parameters m_e^i are all fixed, problem (NAP) becomes a weighted version of (UP) and hence can be solved using the existing algorithms.

The traditional network utility maximization problems of the form (7) can be solved by primal, dual or primal-dual approaches [13]. As the problem decomposition induced by the dual approach has the advantage of simplifying the complexity [12], we adopt this approach for our optimization problem. Our main purpose here is to illustrate how to handle the recoding parameters m_e^i . The guidelines provided here can be applied to the primal and the primal-dual approaches as well.

A. Dual-Based Algorithm

Associating a Lagrange multiplier q_e for each inequality constraint in (NAP), the Lagrangian is

$$\begin{aligned} & \sum_i U_i(\alpha_i \bar{h}^i) - \sum_{e \in \mathcal{E}} q_e \left(\sum_{i: e \in \mathcal{P}^i} \alpha_i m_e^i - s_e \right) \\ &= \sum_i \left[U_i(\alpha_i \bar{h}^i) - \alpha_i \sum_{e \in \mathcal{P}^i} q_e m_e^i \right] + \sum_{e \in \mathcal{E}} q_e s_e, \end{aligned}$$

where q_e is an implicit cost for the link e . The dual problem of (NAP) is to minimize

$$\sum_i \max_{\alpha_i, m^i} \left[U_i(\alpha_i \bar{h}^i) - \alpha_i \sum_{e \in \mathcal{P}^i} q_e m_e^i \right] + \max_{s \in \text{Co}(\mathcal{R})} \sum_{e \in \mathcal{E}} q_e s_e,$$

where $m^i = (m_e^i, e \in \mathcal{P}^i)$.

Similar to [12], we have the following solution of the dual problem. We use $t = 1, 2, \dots$ to denote the algorithm iterations. Let $\alpha_i(t)$, $m_e^i(t)$, etc. be the values of the corresponding variables α_i , m_e^i , etc. at the iteration t . The batch rate $\alpha_i(t)$ and the recoding number $m_e^i(t)$ are updated by solving

$$(\alpha_i(t), m^i(t)) = \arg \max_{\alpha_i, m^i} \left[U_i(\alpha_i \bar{h}^i) - \alpha_i \sum_{e \in \mathcal{P}^i} q_e(t) m_e^i \right] \quad (9)$$

for each flow i . The scheduling rate vector is determined by

$$s(t) = \arg \max_{s \in \text{Co}(\mathcal{R})} \sum_{e \in \mathcal{E}} q_e(t) s_e. \quad (10)$$

The Lagrange multipliers are updated by

$$q_e(t+1) = \left[q_e(t) + \gamma_t \left(\sum_{i:e \in \mathcal{P}^i} \alpha_i(t) m_e^i(t) - s_e(t) \right) \right]^+ \quad (11)$$

where $[x]^+ = \max\{0, x\}$ for real x , and $\gamma_t, t = 1, 2, \dots$ is a sequence of positive step sizes such that the subgradient search converges, e.g., $\sum_t \gamma_t = \infty$ and $\sum_t \gamma_t^2 < \infty$.

In the above algorithm, the optimization of the batch rates and recoding numbers for each flow is decoupled, so that the complexity is linear with the number of flows. Moreover, the scheduling update in (10) is the same as the one in the traditional problem (see [12, eq. (12)]), so that the same imperfect scheduling policies discussed in [12] can be applied to simplify the complexity of finding an optimal scheduling strategy. However, our problem is more complicated than the traditional ones in the following two aspects.

First, the subproblem (9) optimizes the recoding numbers along a path jointly. As the integer recoding numbers get involved in the complicated formula of \bar{h}^i , experiments show that it is not optimal to alternately optimizes one recoding number while fixing the others. The exhaustive search of the optimal recoding numbers has exponential complexity in terms of the path length. To reduce the complexity, we limit each recoding number to a small neighboring range in each iteration to find a local optimal solution. We will elaborate on the solving of (9) in Sec. V-B.

Second, as the primal (AP) is non-concave, the optimizer of the dual problem may not be feasible for the primal one. Therefore, after obtaining a dual solution $\{(\tilde{\alpha}_i, \tilde{m}^i)\}$ by multiple rounds of updating using (9)-(11), we find a feasible primal solution by solving

$$\begin{aligned} \max_{\alpha_i, s} \quad & \sum U_i(\alpha_i \bar{h}^i) \\ \text{s.t.} \quad & \sum_{i:e \in \mathcal{P}^i} \alpha_i \tilde{m}_e^i \leq s_e, \quad \forall e \in \mathcal{E} \\ & s = (s_e, e \in \mathcal{E}) \in \text{Co}(\mathcal{R}), \end{aligned} \quad (12)$$

where we fix the recoding numbers \tilde{m}_e^i of the dual solution so that \bar{h}^i is fixed. Optimization (12) is of the form of (7), and hence can be solved by using, e.g., the algorithms introduced in [12], [13].

B. Updating in Each Flow

In this subsection, we discuss the updating in (9), i.e., solving

$$\max_{m^i} \max_{\alpha_i} \left[U_i(\alpha_i \bar{h}^i) - \alpha_i \sum_{e \in \mathcal{P}^i} q_e m_e^i \right],$$

where $q_e \geq 0$. Assume $\sum_{e \in \mathcal{P}^i} q_e > 0$ since otherwise the problem is trivial. As U_i is concave, the inner maximization problem has a unique optimal solution α_i^* for any given m^i . Therefore, the essential problem here is to solve

$$\max_{m^i} \left[U_i(\alpha_i^* \bar{h}^i) - \alpha_i^* \sum_{e \in \mathcal{P}^i} q_e m_e^i \right]. \quad (13)$$

When the utility function is the natural logarithm function, $\alpha_i^* = \frac{1}{\sum_{e \in \mathcal{P}^i} q_e m_e^i}$, and hence (13) can be simplified as

$$\max_{m^i} \frac{\bar{h}^i}{\sum_{e \in \mathcal{P}^i} q_e m_e^i}. \quad (14)$$

The optimization (14) has been studied in [10] for the case with independent packet loss and uniformly random linear recoding. For this special case, they relax m_e^i to be real numbers and solve the relaxed problem using certain existing continuous optimization solver. Suppose the optimizer of the relaxed problem is $(\tilde{m}_e^i, e \in \mathcal{P}^i)$. They then perform an exhaustive search in the set $\{(m_e, e \in \mathcal{P}^i) : \lfloor \tilde{m}_e^i \rfloor \leq m_e \leq \lceil \tilde{m}_e^i \rceil\}$ for the final solution.

The approach in [10] discussed above depends on the special property of independent packet loss and hence cannot be extended for a general packet loss model. Here we propose a local search algorithm for solving (13) and (14) with a general batch-wise packet loss model. For a vector $v = (v_e, e \in \mathcal{P}^i)$, define

$$\mathcal{N}(v) = \{(m_e, e \in \mathcal{P}^i) : \max\{0, v_e - 1\} \leq m_e \leq v_e + 1\}.$$

The algorithm starts with an initial vector $m(0) = (m_e(0), e \in \mathcal{P}^i)$ where $m_e(0) \geq 0$. In the t th iteration, $t = 1, 2, \dots$, the local search algorithm performs an exhaustive search in the set $\mathcal{N}(m(t-1))$ to find $m(t)$ that maximizes (13) (or (14) for the logarithm utility). The algorithm stops when $m(t) = m(t-1)$, which indicates $m(t)$ is a local optimal solution in $\mathcal{N}(m(t))$. For an edge e such that $q_e > 0$, as \bar{h}^i is upper bounded by the batch size, the optimal m_e^i is bounded. When $q_e = 0$, the objective function of (13) is non-decreasing in m_e^i , and hence the above terminating condition may not be satisfied for any finite t . We add an additional terminating condition that the algorithm stops when the improvement of the objective in an iteration is smaller than a certain threshold. As the objective is upper bounded, and in each iteration, the objective is increasing, the additional terminating condition can guarantee the termination of the algorithm.

Note that both our approach and the algorithm in [10] have an exponential complexity in terms of the flow length. A seemingly intuitive way to solve (13) with a low computational cost

is to alternately optimize the recoding number of every single link while fixing the others until no link can be updated to bring improvement. Here we illustrate why this alternating recoding number updating may have a poor performance. Consider a two-hop flow where both links have the capacity 1 and the loss rate 0.2. Assume the packet losses are independent and the utility is the natural logarithm function. The objective of (14) is a function of the recoding numbers m_1 and m_2 (where the superscript is dropped for conciseness). We plot the objective function in Fig. 1. Suppose we start with $m_1 = 5$ and optimize m_2 . From the figure, we see the best value of m_2 is 5. Now we fix $m_2 = 5$ and optimize m_1 . Then we get $m_1 = 5$, which implies the alternating recoding number updating stops when $(m_1, m_2) = (5, 5)$. However, our local search algorithm can find that $(m_1, m_2) = (6, 6)$ in $\mathcal{N}((5, 5))$ is a better solution.

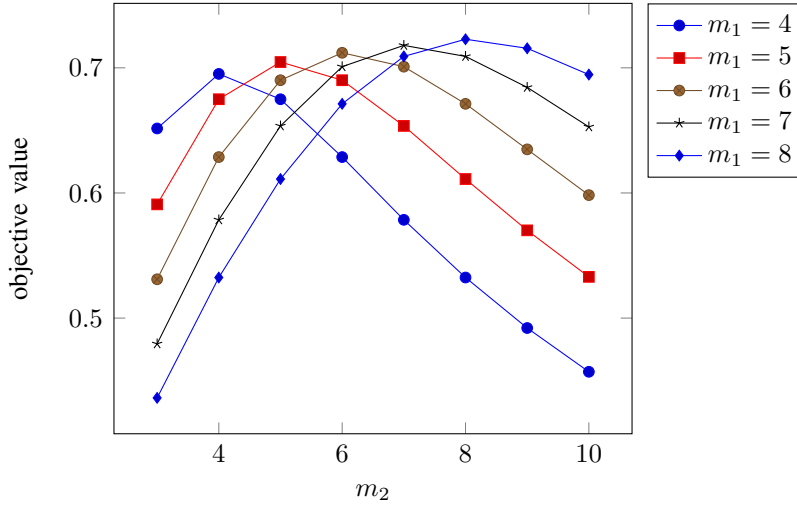


Fig. 1. Illustration of the objective of (14). For each value of $m_1 = 4, \dots, 8$, we plot a line of the values of the objective for $m_2 = 3, \dots, 10$.

C. Numerical Results

To evaluate the performance of the dual-based algorithm for (NAP), we solve the problem for several instances. We use a network with node set $\mathcal{V} = \{v_0, \dots, v_8\}$ and edge set $\mathcal{E} = \{e_i = (v_{i-1}, v_i), i = 1, \dots, 8\}$. Let ϵ_i be the packet loss rate of e_i and let c_i communication rate of c_i . We test 11 cases of different settings as listed in Table I, where without otherwise specified, $\epsilon_i = 0.2$ and $c_i = 1$. We use the two-hop interference model [25]. Here we assume the packet losses are independent and q_e can be calculated by the formula (5). For (NAP) the

TABLE I

NETWORK AND FLOW SETTINGS. IN THE “FLOWS” COLUMN, $[11111000; 00111111]$ MEANS THAT THE FIRST FLOW CONTAINS THE LINKS e_1 TO e_5 AND THE SECOND FLOW CONTAINS THE LINKS e_3 TO e_8 . IN THE “LOSS RATE” AND “COMMUN. RATE” COLUMNS, WITHOUT OTHERWISE SPECIFIED, $\epsilon_i = 0.2$ AND $c_i = 1$. HERE $\epsilon_{3,4,5} = 0.1$ MEANS $\epsilon_3 = \epsilon_4 = \epsilon_5 = 0.1$, AND $c_{3,4,5} = 2$ MEANS $c_3 = c_4 = c_5 = 2$.

case	flows	loss rate	commun. rate
1	$[11111000; 00111111]$	/	/
2	same as case 1	/	$c_{3,4,5} = 2$
3	same as case 1	/	$c_{1,2,6,7,8} = 1/2$
4	same as case 1	/	$c_{1,2,6,7,8} = 1/4$
5	same as case 1	$\epsilon_{3,4,5} = 0.1$	/
6	same as case 1	$\epsilon_{3,7} = 0.1$	/
7	same as case 1	$\epsilon_{1,2,6,7,8} = 0.1$	/
8	same as case 1	$\epsilon_{1,2,6,7,8} = 0.4$	/
9	$[11111111; 11111111]$	/	/
10	$[11111111; 00111111]$	/	/
11	$[11111111; 00111100]$	/	/

natural logarithm is used as the utility functions (same as TCP Vegas [26]). For BATS codes, we use batch size $M = 16$ and base field size $q = 256$ for all the flows.

The numerical results of solving these 11 cases are given in Table II and III. Table II includes the recoding numbers and batch rates obtained using the dual-based algorithm for solving (NAP). In Table III, $U_1 = \log(\alpha_1 \bar{h}^1)$ and $U_2 = \log(\alpha_2 \bar{h}^2)$ are the utilities of the two flows obtained using the dual-based algorithm for solving (NAP). We see that the utilities of the two flows are very close, which means that the flow control induced by the algorithm is fair. In Table III, \tilde{U} is the optimal value of (UP). We know that $U \leq \tilde{U}$ as (UP) provides an upper bound of (NAP).

Denote by \tilde{U}_1 and \tilde{U}_2 the optimal utilities of the two flows by solving (UP), and then $\tilde{U} = \tilde{U}_1 + \tilde{U}_2$ is the optimal value of (UP). For each case given in Tables II, let U_1 and U_2 be the utilities of the two flows obtained by solving (NAP), and let $U = U_1 + U_2$. To compare the achievable utilities of (NAP) and (UP), we define

$$\kappa = \sqrt{\frac{e^{U_1} e^{U_2}}{e^{\tilde{U}_1} e^{\tilde{U}_2}}} = e^{(U - \tilde{U})/2}. \quad (15)$$

In other words, κ is the geometric average of the throughput ratios of all flows.² As another

²For a network of k flows, we can extend the definition as $\kappa = e^{(U - \tilde{U})/k}$.

TABLE II
RECODING NUMBERS FOR RANDOM LINEAR RECODING OBTAINED BY THE DUAL-BASED ALGORITHM

case	α_1	α_2	m^1	m^2
1	0.877	0.877	[32, 31, 19, 19, 19]	[19, 19, 19, 29, 33, 31]
2	1.645	1.606	[21, 20, 20, 21, 21]	[20, 20, 21, 20, 21, 21]
3	0.819	0.794	[20, 20, 20, 21, 21]	[20, 21, 21, 20, 21, 22]
4	0.525	0.417	[19, 19, 21, 25, 24]	[22, 26, 24, 20, 20, 20]
5	0.980	0.980	[30, 28, 17, 17, 17]	[17, 17, 17, 32, 30, 28]
6	0.909	0.909	[32, 28, 17, 19, 19]	[17, 19, 19, 30, 27, 28]
7	0.877	0.877	[28, 25, 19, 19, 19]	[19, 19, 19, 26, 32, 24]
8	0.877	0.877	[36, 35, 19, 19, 19]	[19, 19, 19, 36, 36, 36]
9	0.769	0.769	[22, 22, 21, 22, 22, 21, 22, 22]	[22, 22, 21, 22, 22, 21, 22, 22]
10	0.794	0.794	[30, 26, 21, 21, 21, 21, 21, 21]	[21, 21, 21, 21, 21, 21]
11	0.862	0.862	[27, 31, 20, 19, 19, 20, 27, 31]	[20, 19, 19, 20]

TABLE III
COMPARISON TABLE FOR RANDOM LINEAR RECODING

case	U_1	U_2	\tilde{U}	κ
1	-2.119	-2.119	-4.030	90.12%
2	-1.452	-1.495	-2.644	85.94%
3	-2.159	-2.186	-4.030	85.43%
4	-2.610	-2.821	-5.215	89.76%
5	-1.969	-1.969	-3.794	93.05%
6	-2.071	-2.071	-3.954	91.03%
7	-2.119	-2.119	-4.030	90.12%
8	$x - 2.120$	-2.120	-4.030	90.03%
9	-2.191	-2.191	-4.030	83.86%
10	-2.172	-2.172	-4.030	85.47%
11	-2.137	-2.137	-4.030	88.51%

interpretation of κ , we scale α_i by $1/\kappa$ and then evaluate the total utility:

$$\log(\alpha_1 \bar{h}^1 / \kappa) + \log(\alpha_2 \bar{h}^2 / \kappa) = -2 \log(\kappa) + U = \tilde{U}.$$

From this point of view, κ is the rate scaling factor so that the solution can achieve the cut-set bound. We know that $\kappa \leq 1$ as $U \leq \tilde{U}$. In the last column of Table III, we show κ for all the cases and observe that κ is at least 83.86% for our evaluated cases.

VI. ALGORITHMS FOR GENERAL ADAPTIVE RECODING PROBLEM

In this section, we discuss the algorithms for solving the general adaptive recoding problem (AP). Following the discussion in the last section, one may consider extending the dual-based algorithm with p_e^i replacing m_e^i so that (9) becomes the optimizer of

$$\max_{\alpha_i, p_e^i, e \in \mathcal{P}^i} \left[U_i(\alpha_i \bar{h}^i) - \alpha_i \sum_{e \in \mathcal{P}^i} q_e(t) \bar{m}_e^i \right]. \quad (16)$$

As p_e^i are continuous variables, the approach in Sec. V-B cannot be directly extended to update p_e^i in (16). We may try to solve (16) by gradient search, which is similar to the primal-dual algorithm for classical NUM problems without network coding [13]. However, due to the non-concavity of the problem, our experiments show that it is hard to escape the local optima. We leave the formulations of the primal-dual algorithm in Appendix C for the reference of readers.

In this paper, we discuss two approaches for solving (AP) with adaptive recoding. The first approach decomposes the problem into two steps, where each step solves a sub-problem that has been studied. The second approach solves the problem using simulated annealing, which is a local search algorithm that can help to escape from the local optima.

A. Two-step Approach

Our first approach solves (AP) in two steps. In the first step, we solve the nonadaptive recoding version (NAP) of (AP) using the dual-based algorithm discussed in Sec. V. Denote by $((\alpha^i, m_e^i, e \in \mathcal{P}^i)_i, s)$ the optimizer of (NAP). In the second step, each flow \mathcal{P}^i is considered separately. Suppose $\mathcal{P}^i = \{e_\ell^i = (v_{\ell-1}^i, v_\ell^i) : \ell = 1, \dots, L^i\}$. For each $\ell = 1, \dots, L^i$, we write $p_{e_\ell^i}^i$ as p_ℓ^i to simplify the notation, and we have an optimization problem according to (4):

$$\begin{aligned} \max_{p_\ell^i} \quad & \mathbb{E}[h_\ell^i] \\ \text{s.t.} \quad & \bar{m}_{e_\ell^i}^i \leq m_{e_\ell^i}^i, \end{aligned} \quad (17)$$

where h_ℓ^i is the rank distribution of the batches received at node v_ℓ^i in flow \mathcal{P}^i , and $\bar{m}_{e_\ell^i}^i = \sum_{m,r} m p_\ell^i(m|r) h_{\ell-1}^i(r)$. In the objective function, h_ℓ^i can be obtained from $h_{\ell-1}^i$ using the transition matrix studied in Section III-D.

Suppose $h_0^i = (0, \dots, 0, 1)$, i.e., all the batches at the source node have the maximum rank. By using the algorithm proposed in [9], the optimization problem (17) with $\ell = 1$ can be solved, and hence h_1^i is obtained. Similarly, we can solve (17) for $\ell = 2, \dots, L^i$ sequentially. Note that the solution of p_ℓ^i obtained in the above process is almost deterministic if the packet loss pattern

is a stationary stochastic process [9]. In Appendix A, we give a sufficient condition in terms of the batch-wise packet loss model so that an almost deterministic solution can be obtained.

For online implementation, the optimization problem (17) can be solved at node $v_{\ell-1}^i$, which is the network node that needs p_ℓ^i for recoding. The distribution of $h_{\ell-1}^i$ can be calculated at node $v_{\ell-1}^i$ by counting the numbers of batches of different ranks in flow \mathcal{P}^i . Therefore, (17) can be solved locally following the upstream to downstream order.

B. Simulated Annealing

Simulated annealing is a popular local search algorithm that provides a way to escape the local optima [27]. In contrast to gradient search, simulated annealing allows the updates of variables which may reduce the objective value. We briefly introduce the idea of simulated annealing here. Readers can find a more detailed discussion in [27].

Let $f: \mathbb{R}^n \rightarrow \mathbb{R}$ be the function to be maximized in a feasible region. Fix a feasible point $x_0 \in \mathbb{R}^n$ and initialize a parameter T called the *temperature*. Let $\beta \in (0, 1)$ be the rate to cool down the temperature. Simulated annealing proceeds multiple iterations and generates a point x_j after the j th iteration, $j = 1, 2, \dots$. During the j th iteration, a candidate point $x' \in \mathbb{R}^n$ is randomly chosen from the feasible region. If $f(x') \geq f(x_{j-1})$, then we let $x_j = x'$ and move on to the next iteration. Otherwise, we first multiply β to the current temperature and then we accept x' with a probability

$$P = \exp \left(\frac{f(x') - f(x_{j-1})}{T' |f(x_{j-1})|} \right) \quad (18)$$

where T' is the updated temperature, i.e., we let $x_j = x'$ and move on to the next iteration with probability P . If we do not accept x' , then we repeat the above procedure to choose a new candidate point. This process terminates when the current temperature is lower than a given threshold. Note that this algorithm may converge to a local optimum.

We try to improve the output of the two-step approach by the following algorithm, which adopts simulated annealing. We restrict p_e^i to be almost deterministic in this algorithm so that we can use $t_e^i = (t_e^i(r), r = 0, 1, \dots, M)$ instead of p_e^i , where

$$p_e^i(m|r) = \begin{cases} t_e^i(r) - \lfloor t_e^i(r) \rfloor, & \text{if } m = \lfloor t_e^i(r) \rfloor + 1, \\ 1 - (t_e^i(r) - \lfloor t_e^i(r) \rfloor), & \text{if } m = \lfloor t_e^i(r) \rfloor, \\ 0, & \text{otherwise.} \end{cases}$$

The algorithm has the following steps:

TABLE IV
PERFORMANCE EVALUATIONS OF ADAPTIVE RECODING USING THE TWO-STEP ALGORITHM AND SIMULATED ANNEALING.
PACKET LOSSES ARE INDEPENDENT.

case	two-step algorithm			simulated annealing		
	U_1	U_2	κ	U_1	U_2	κ
1	-2.099	-2.099	91.91%	-2.095	-2.095	92.30%
2	-1.436	-1.474	87.56%	-1.438	-1.463	88.67%
3	-2.141	-2.168	87.02%	-2.124	-2.183	88.29%
4	-2.595	-2.806	91.12%	-2.586	-2.797	91.99%
5	-1.955	-1.955	94.41%	-1.951	-1.952	94.70%
6	-2.056	-2.056	92.40%	-2.056	-2.056	92.45%
7	-2.099	-2.099	91.90%	-2.095	-2.095	92.31%
8	-2.100	-2.100	91.81%	-2.099	-2.093	92.22%
9	-2.177	-2.177	85.04%	-2.175	-2.177	85.13%
10	-2.156	-2.155	86.89%	-2.127	-2.166	87.24%
11	-2.116	-2.116	90.39%	-2.115	-2.111	90.69%

- 1) Initialize t_e^i for all e, i where $e \in \mathcal{P}^i$ to be the values obtained from the two-step approach. Calculate the objective value u of (AP) with t_e^i . Properly choose the initial temperature T and cooling rate β .
- 2) Choose a feasible point $(\tilde{t}_e^i, e \in \mathcal{P}^i)$ randomly in a neighborhood of $(t_e^i, e \in \mathcal{P}^i)$. Calculate the objective value u' of (AP) with t_e^i replaced by \tilde{t}_e^i .
- 3) Update t_e^i by \tilde{t}_e^i and u by u' if $u' \geq u$. Otherwise, cool the current temperature by multiplying β to it, and update t_e^i by \tilde{t}_e^i and u by u' with probability P as defined in (18).
- 4) Repeat steps 2) and 3) until the current temperature is lower than a pre-defined threshold.

C. Numerical Results

In this section, we evaluate the optimization algorithms for solving the adaptive recoding problem (AP), where we use the natural logarithm as the utility function. We consider the same network and flow settings in Sec. V-C. The BATS code parameters are also the same as in Sec. V-C.

1) Independent Packet Loss Model: We first consider the case that packet losses are independent. For each case listed in Table I, we first solve (AP) using the two-step algorithm. We

then use the simulated annealing algorithm to refine the solution of the two-step algorithm. The utilities of the two-step algorithm and the simulated annealing are given in Table IV, where the values of κ are also given for comparing.

From Table IV, we can see that U_1 and U_2 are all very close for each of these algorithms, which means that the effects of flow control induced by these algorithms are fair. For each case, we observe that U_1 , U_2 and κ given by the two-step algorithm are better than those given by the nonadaptive recoding algorithm in Table III. Although U_1 and U_2 given by the simulated annealing algorithm are not necessarily both greater than those given by the two-step algorithm, the total utility $U_1 + U_2$ and κ obtained by simulated annealing are better than those of the two-step algorithm.

In terms of κ , the two-step algorithm is about 1.5% to 2% better than the nonadaptive recoding algorithm, and the simulated annealing algorithm is only slightly better than the two-step algorithm. In other words, except for improving the utility of individual flows, adaptive recoding can also achieve better utilities compared with nonadaptive recoding. In practice, we may not need to further refine the solution by simulated annealing as the gain is marginal.

TABLE V
PERFORMANCE EVALUATION FOR GILBERT-ELLIOTT PACKET LOSS MODEL

case	nonadaptive recoding			adaptive recoding: two-step approach		
	U_1	U_2	κ	U_1	U_2	κ
1	-2.290	-2.289	76.01%	-2.240	-2.231	80.22%
2	-1.718	-1.754	66.10%	-1.683	-1.714	68.62%
3	-2.408	-2.448	66.16%	-2.362	-2.412	68.94%
4	-2.795	-3.059	72.66%	-2.713	-3.017	77.31%
5	-2.046	-2.044	86.23%	-2.015	-2.010	89.09%
6	-2.221	-2.223	78.30%	-2.195	-2.191	80.59%
7	-2.282	-2.283	76.55%	-2.231	-2.231	80.58%
8	-2.356	-2.369	70.63%	-2.298	-2.318	74.59%
9	-2.470	-2.470	63.43%	-2.440	-2.440	65.38%
10	-2.436	-2.435	65.65%	-2.401	-2.393	68.25%
11	-2.356	-2.346	71.48%	-2.302	-2.287	75.60%

2) *Gilbert-Elliott Packet Loss Model*: The Gilbert-Elliott (GE) model [28], [29] has been widely applied to describe burst error patterns in communication channels. Here we describe a GE model for packet loss on a network link, which has two states G (good) and B (bad).

In state G (resp. B), with probability s_G (resp. s_B) a packet transmitted on this link can be correctly received. The state transition probability from state G to B is $p_{G \rightarrow B}$ and the transition probability from state B to G is $p_{B \rightarrow G}$. We use $\text{GE}(s_G, s_B, p_{G \rightarrow B}, p_{B \rightarrow G})$ to denote the GE model with parameters $s_G, s_B, p_{G \rightarrow B}, p_{B \rightarrow G}$. Let (π_G, π_B) be the steady state of the Markov chain formed by the states of the GE model. Then

$$\pi_G = \frac{p_{B \rightarrow G}}{p_{G \rightarrow B} + p_{B \rightarrow G}}, \quad \pi_B = \frac{p_{G \rightarrow B}}{p_{G \rightarrow B} + p_{B \rightarrow G}}.$$

The loss rate of the GE model is $1 - \pi_G s_G - \pi_B s_B$.

For each link in the network settings in Table I, we use a GE model with the corresponding link loss rate. $\text{GE}(1, 0.8, 10^{-3}, 10^{-3})$, $\text{GE}(1, 0.6, 10^{-3}, 10^{-3})$ and $\text{GE}(0.8, 0.4, 10^{-3}, 10^{-3})$ are used for loss rates 0.1, 0.2 and 0.4, respectively. Our NUM problems need the batch-wise packet loss model $q_e(r|m)$ for each link e . For each $m = 1, \dots, 100$, we use the empirical distributions of the number of received packets when transmitting m packets as $q_e(\cdot|m)$. The number of samples is 10000.

With this preparation, the NUM problem (AP) associated with each network setting with the GE packet loss model is ready to be solved using the two-step algorithm. In Table V, we give the utilities of both flows in the first and the second steps, and we observe that our algorithm can have the fairness for GE packet loss model as well. Note that the corresponding problem (UP) of (AP) is the same as one with the independent loss model, and hence the cut-set upper bound on the total utility is the same. For each case, the values of κ for both steps are given in Table V. The value of κ for the two-step algorithm is about 3% to 6.5% higher than the corresponding nonadaptive solution in the first step. Comparing with the results about independent packet loss, we observe that the adaptive recoding with GE packet loss models has a larger gain than with independent packet loss.

VII. SIMULATION RESULTS

In the previous numerical evaluations, we only solve the optimization problems without real operations of the network packet transmissions. To observe how the results of these algorithms work in network communications, we use ns-3 [30] to implement a simulator with BATS codes, which supports both the independent packet loss model and the GE packet loss model. For a rate vector $s \in \text{Co}(\mathcal{R})$, we can obtain the corresponding scheduling so that the simulator can operate the network without collision [12].

Our process of using the simulator is as follows.

- We first configure the simulator using the setting of case 1 in Table I, and set up either the independent packet loss model or the GE packet loss model. The batch-wise packet loss model $q_e(\cdot|m)$ is obtained as the empirical distribution of the number of received packets when transmitting m packets, for each $m = 1, \dots, 100$. The number of samples for each value of m is 10000.
- We then solve the corresponding NUM problem (AP) using the two-step algorithm, which returns the coding parameters $(\alpha^i, m_e^i, e \in \mathcal{P}^i)$ for each flow \mathcal{P}^i and the scheduling rate vector $s \in \text{Co}(\mathcal{R})$.
- Last, we substitute these parameters into the simulator and perform the simulation.

During the simulation, we observe the buffer size at each network node v_0, v_1, \dots, v_7 counted as the number of recoded packets to transmit for all flows, as well as the empirical rank distribution at the destination node of each flow. We perform the simulation for both the independent packet loss and GE packet loss model.

For independent packet loss on all links, the utilities of two flows obtained in the simulation are respectively -2.094 and -2.104 , which are very close to the utilities obtained from solving (AP) by the two-step algorithm (see Table IV). The buffer sizes are counted at each timeslot of the simulation. Fig. 2 shows the instantaneous buffer sizes at v_0, v_1, \dots, v_7 at each timeslot. For all the nodes, we see that the buffer sizes do not explode. At the source node of each flow, batches are generated according to the given batch rate. Hence the buffer size jumps between 0 and the recoding number periodically (as illustrated by the figure for v_0). The dynamics of the buffer sizes of the other nodes can be grouped into two classes. The first class includes nodes v_1, v_2, v_5, v_6, v_7 , where the buffer sizes are within 20 and 40 most of the time. The second class includes nodes v_3 and v_4 , where the buffer sizes may change dramatically over time. If we substitute the solution obtained by the two-step algorithm back into (AP) and check the inequality constraints for all the links, we can observe that the inequality constraints for the outgoing links of v_2, v_3, v_4 are saturated, and the inequality constraints for the outgoing links of v_1, v_5, v_6, v_7 are not saturated. Node v_2 is the source node of \mathcal{P}^2 and an intermediate node of \mathcal{P}^1 . At node v_2 , the recoded packets periodically generated for \mathcal{P}^2 increase its buffer size, thus giving the curve for v_2 a relatively more regular shape than those of v_3 and v_4 .

For GE packet loss on all links, we use the same model setting as Section VI-C2 for the case 1. The utilities of the two flows obtained in the simulation are respectively -2.307 and -2.288 ,

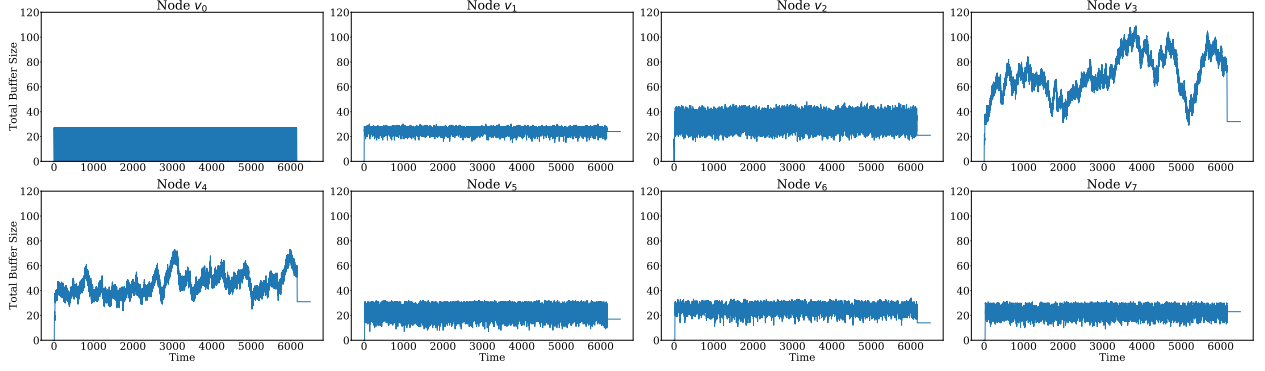


Fig. 2. The buffer size in each node for the independent packet loss model.

which are again very close to the values obtained from solving (AP) with the two-step algorithm (see Table V). From Fig. 3, we observe that the buffer sizes of v_0, \dots, v_7 during the simulation do not explode. Except for v_0 , the buffer sizes of all other nodes change more dramatically than the independent loss simulation. Nodes v_1, v_6, v_7 have buffer sizes smaller than 50, and v_2, v_5 have buffer sizes smaller than 100 most of the time. The buffer sizes of nodes v_3, v_4 can be close to 800 and 400, respectively. If we substitute the solution obtained by the two-step algorithm back into (AP) and check the inequality constraints for all links, we can observe that the inequality constraints for the outgoing links of v_2, v_3, v_4 are saturated, the inequality constraints for the outgoing link of v_5 is almost saturated, and the inequality constraints for the outgoing links of v_1, v_6, v_7 are not saturated.

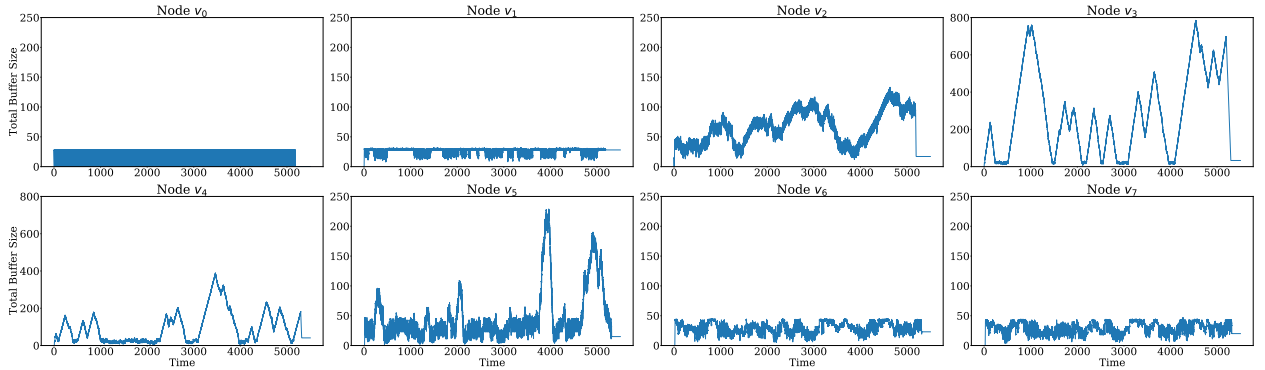


Fig. 3. The buffer size in each node for the GE packet loss loss model.

VIII. CONCLUDING REMARKS

We introduced a network utility maximization (NUM) problem for a multi-flow network employing BATS codes with adaptive recoding. We proposed a two-step algorithm for solving the problem and showed that the algorithm could achieve fairness and good total utility by various numerical evaluations and simulations. In the two-step algorithm, the NUM problem is decoupled into various subproblems. Some of them have been studied in the literature in the existing NUM problems without BATS codes, and the essential new issue is the optimization of adaptive recoding parameters. We provided some guidance about how to solve this new issue.

In one direction of future research, online algorithms should be studied when the network has various dynamics. In our current simulation scenario, all the network settings are static, including the loss rate, loss model, link capacity, network flow configuration. If one of these settings changes, the NUM problem must be solved again, and the obtained parameters should be redeployed. This is, however, not possible for networks with fast dynamics. We may hope to have a decentralized dynamic control algorithm for solving many existing NUM problems. In our current algorithm, though many subproblems can be solved distributedly at individual network nodes, the essential adaptive recoding optimization is done for all the nodes in a flow jointly.

In another direction of future research, variations of our NUM problem can be studied by considering more communication features. In the existing researches on NUM, multi-path communications, multicast communications, power control, routing, multi-radio, multi-channel and so on can all be incorporated in the NUM framework. Some of the combinations of the communication features are also valid and valuable for using BATS codes as well.

REFERENCES

- [1] A. F. Dana, R. Gowaikar, R. Palanki, B. Hassibi, and M. Effros, "Capacity of wireless erasure networks," *IEEE Trans. Inform. Theory*, vol. 52, no. 3, pp. 789–804, 2006.
- [2] D. S. Lun, M. Médard, R. Koetter, and M. Effros, "On coding for reliable communication over packet networks," *Physical Communication*, vol. 1, no. 1, pp. 3–20, 2008.
- [3] S. Yang and R. W. Yeung, "Batched sparse codes," *IEEE Trans. Inform. Theory*, vol. 60, no. 9, pp. 5322–5346, Sep. 2014.
- [4] —, *BATS Codes: Theory and Practice*, ser. Synthesis Lectures on Communication Networks. Morgan & Claypool Publishers, 2017.
- [5] Q. Huang, K. Sun, X. Li, and D. O. Wu, "Just FUN: A joint fountain coding and network coding approach to loss-tolerant information spreading," in *Proc. of the 15th ACM Int. Symp. on Mobile Ad Hoc Netw. and Computing*, 2014, pp. 83–92.

- [6] S. Yang, R. W. Yeung, H. F. Cheung, and H. H. F. Yin, "BATS: Network coding in action," in *2014 52nd Annual Allerton Conf. Commun., Control, and Computing*, Oct. 2014, pp. 1204–1211.
- [7] X. Xu, M. S. G. P. Kumar, Y. L. Guan, and P. H. J. Chong, "Two-phase cooperative broadcasting based on batched network code," *IEEE Trans. Commun.*, vol. 64, no. 2, pp. 706–714, Feb. 2016.
- [8] S. Yang, J. Ma, and X. Huang, "Multi-hop underwater acoustic networks based on BATS codes," in *Proc. of the 13th ACM Int. Conf. on Underwater Netw. & Systems*, Dec. 2018, pp. 1–5.
- [9] H. H. F. Yin, B. Tang, K. H. Ng, S. Yang, X. Wang, and Q. Zhou, "A unified adaptive recoding framework for batched network coding," in *Proc. IEEE ISIT '19*, Jul. 2019, pp. 1962–1966.
- [10] Z. Zhou, C. Li, S. Yang, and X. Guang, "Practical inner codes for BATS codes in multi-hop wireless networks," *IEEE Trans. Veh. Technol.*, vol. 68, no. 3, pp. 2751–2762, Mar. 2019.
- [11] H. H. F. Yin, R. W. Yeung, and S. Yang, "A protocol design paradigm for batched sparse codes," *Entropy*, vol. 22, no. 7, p. 790, 2020.
- [12] X. Lin, N. B. Shroff, and R. Srikant, "A tutorial on cross-layer optimization in wireless networks," *IEEE J. Sel. Areas Commun.*, vol. 24, no. 8, pp. 1452–1463, 2006.
- [13] S. G. Shakkottai and R. Srikant, *Network optimization and control*. Now Publishers Inc, 2008.
- [14] Yunnan Wu and Sun-Yuan Kung, "Distributed utility maximization for network coding based multicasting: a shortest path approach," *IEEE J. Sel. Areas Commun.*, vol. 24, no. 8, pp. 1475–1488, 2006.
- [15] D. Traskov, M. Heindlmaier, M. Medard, and R. Koetter, "Scheduling for network-coded multicast," *IEEE/ACM Trans. Netw.*, vol. 20, no. 5, pp. 1479–1488, 2012.
- [16] Z. Zhou, J. Kang, and L. Zhou, "Joint bats code and periodic scheduling in multihop wireless networks," *IEEE Access*, vol. 8, pp. 29 690–29 701, 2020.
- [17] B. Tang, S. Yang, B. Ye, S. Guo, and S. Lu, "Near-optimal one-sided scheduling for coded segmented network coding," *IEEE Trans. Comput.*, vol. 65, no. 3, pp. 929–939, Mar. 2016.
- [18] H. H. F. Yin, X. Xu, K. H. Ng, Y. L. Guan, and R. W. Yeung, "Packet efficiency of BATS coding on wireless relay network with overhearing," in *Proc. IEEE ISIT '19*, Jul. 2019, pp. 1967–1971.
- [19] X. Xu, Y. L. Guan, and Y. Zeng, "Batched network coding with adaptive recoding for multi-hop erasure channels with memory," *IEEE Trans. Commun.*, vol. 66, no. 3, pp. 1042–1052, Mar. 2018.
- [20] H. H. F. Yin, S. Yang, Q. Zhou, and L. M. Yung, "Adaptive recoding for BATS codes," in *Proc. IEEE ISIT '16*, Jul. 2016, pp. 2349–2353.
- [21] Y. Dong, S. Jin, S. Yang, and H. H. F. Yin, "Network utility maximization for BATS code enabled multihop wireless networks," in *Proc. IEEE ICC '20*, Jun. 2020.
- [22] S. Yang, J. Meng, and E.-h. Yang, "Coding for linear operator channels over finite fields," in *Proc. IEEE ISIT '10*, Jun. 2010, pp. 2413–2417.
- [23] A. Shokrollahi, "Raptor codes," *IEEE Trans. Inform. Theory*, vol. 52, no. 6, pp. 2551–2567, Jun. 2006.
- [24] Q. Gao, J. Zhang, and S. V. Hanly, "Cross-layer rate control in wireless networks with lossy links: leaky-pipe flow, effective network utility maximization and hop-by-hop algorithms," *IEEE Trans. Wireless Commun.*, vol. 8, no. 6, pp. 3068–3076, 2009.
- [25] A. Ephremides and T. V. Truong, "Scheduling broadcasts in multihop radio networks," *IEEE Trans. Commun.*, vol. 38, no. 4, pp. 456–460, April 1990.
- [26] S. H. Low, *Analytical methods for network congestion control*, ser. Synthesis Lectures on Communication Networks. Morgan & Claypool Publishers, 2017.

- [27] D. Henderson, S. H. Jacobson, and A. W. Johnson, "The theory and practice of simulated annealing," in *Handbook of Metaheuristics*. Springer, 2003, pp. 287–319.
- [28] E. N. Gilbert, "Capacity of a burst-noise channel," *Bell system technical journal*, vol. 39, no. 5, pp. 1253–1265, 1960.
- [29] E. O. Elliott, "Estimates of error rates for codes on burst-noise channels," *The Bell System Technical Journal*, vol. 42, no. 5, pp. 1977–1997, 1963.
- [30] G. F. Riley and T. R. Henderson, *The ns-3 Network Simulator*. Berlin, Heidelberg: Springer Berlin Heidelberg, 2010, pp. 15–34. [Online]. Available: https://doi.org/10.1007/978-3-642-12331-3_2

APPENDIX A

DISCUSSION OF BATCH-WISE PACKET LOSS MODEL

Consider an edge $e = (u, v)$ and a batch of rank r . Suppose t packets of the batch is transmitted by node u on edge e using a certain linear recoding approach, where the order of these t packets for transmission is uniformly at random decided as among all the permutations of t elements. Let $\tilde{E}_r(k)$ be the expected rank of the batch at node v when k packets are received.

Lemma 1. $\tilde{E}_r(k)$ is a non-decreasing, concave function of k .

Proof: Let Φ be the $r \times t$ recoding matrix for generating the t recoded packets. Fix $k = 0, 1, \dots, t-1$. Let B be an $r \times k+1$ submatrix of Φ formed by $k+1$ columns chosen uniformly at random. Let B' be the first k columns of B and b be the last column of B . Then $\tilde{E}_r(k) = \mathbb{E}[\text{rank}(B')]$ and $\tilde{E}_r(k+1) = \mathbb{E}[\text{rank}(B)]$. Denote by $\text{col}(A)$ the column space of a matrix A . We have

$$\begin{aligned} \tilde{E}_r(k+1) - \tilde{E}_r(k) &= \mathbb{E}(\text{rank}([B' \ b])) - \mathbb{E}(\text{rank}(B')) \\ &= \mathbb{E}(\text{rank}([B' \ b]) - \text{rank}(B')) \\ &= \Pr\{b \notin \text{col}(B')\} \\ &\geq 0, \end{aligned}$$

i.e., $\tilde{E}_r(k)$ is non-decreasing.

Fix $k = 0, 1, \dots, t-2$. Let A be an $r \times k+2$ submatrix of Φ formed by $k+2$ columns chosen uniformly at random. Let A' be the first k columns of A , a be the second last column of A and b be the last column of A . Then $\tilde{E}_r(k) = \mathbb{E}[\text{rank}(A')]$, $\tilde{E}_r(k+1) = \mathbb{E}[\text{rank}([A' \ a])] = \mathbb{E}[\text{rank}([A' \ b])]$, and $\tilde{E}_r(k+2) = \mathbb{E}[\text{rank}([A' \ a \ b])]$. Then,

$$\begin{aligned} &(\tilde{E}_r(k+2) - \tilde{E}_r(k+1)) - (\tilde{E}_r(k+1) - \tilde{E}_r(k)) \\ &= (\mathbb{E}(\text{rank}([A' \ a \ b])) - \mathbb{E}(\text{rank}([A' \ b]))) - (\mathbb{E}(\text{rank}([A' \ a])) - \mathbb{E}(\text{rank}(A'))) \\ &= \mathbb{E}(\text{rank}([A' \ a \ b]) - \text{rank}([A' \ b])) - \mathbb{E}(\text{rank}([A' \ a]) - \text{rank}(A')) \\ &= \Pr\{a \notin \text{col}([A' \ b])\} - \Pr\{a \notin \text{col}(A')\} \\ &\leq 0, \end{aligned}$$

i.e., $\tilde{E}_r(k)$ is concave. ■

For the batch-wise packet loss mode q_e , let

$$E_r(t) = \sum_{i=0}^t q_e(i|t) \tilde{E}_r(i),$$

i.e., $E_r(t)$ be the expected rank of this batch at the next network node v . When $E_r(t)$ is a non-decreasing, concave function with respect to t , an algorithm in [9] for solving (4) can guarantee to converge to the optimal solution, and the solution is almost deterministic. In [9], it has been argued that when the packet loss pattern is a stationary process, $E_r(t)$ is a non-decreasing, concave function of t and hence the solution of (4) is almost deterministic. Here we show a more general condition on the batch-wise packet loss model so that $E_r(t)$ is a non-decreasing, concave function of t . Let

$$F(i|t) = \sum_{j \geq i} q_e(j|t). \quad (19)$$

Theorem 1. *If there exist $A_{i,t} \geq 0$ and $B_{i,t} \geq 0$ such that $B_{t+1,t} = 0$, for $i = 0, 1, \dots, t+1$,*

$$F(i+1|t+2) - F(i+1|t+1) = A_{i,t} + B_{i,t}, \quad (20)$$

and for $i = 1, \dots, t+1$,

$$F(i|t+1) - F(i|t) = A_{i,t} + B_{i-1,t}, \quad (21)$$

then $E_r(t)$ is a non-decreasing, concave function of t .

Proof: Let $\tilde{E}'_r(i) = \tilde{E}_r(i+1) - \tilde{E}_r(i)$. We can write

$$E_r(t) = \sum_{i=1}^t F(i|t) \tilde{E}'_r(i-1).$$

Hence,

$$\begin{aligned}
E_r(t+2) - E_r(t+1) &= \sum_{i=1}^{t+2} [F(i|t+2) - F(i|t+1)] \tilde{E}'_r(i-1) \\
&= \sum_{i=0}^{t+1} [F(i+1|t+2) - F(i+1|t+1)] \tilde{E}'_r(i) \\
&= \sum_{i=1}^{t+1} A_{i,t} \tilde{E}'_r(i) + \sum_{i=0}^t B_{i,t} \tilde{E}'_r(i) \tag{22}
\end{aligned}$$

$$\begin{aligned}
&= \sum_{i=0}^t A_{i+1,t} \tilde{E}'_r(i+1) + \sum_{i=0}^t B_{i,t} \tilde{E}'_r(i) \\
&\leq \sum_{i=0}^t A_{i+1,t} \tilde{E}'_r(i) + \sum_{i=0}^t B_{i,t} \tilde{E}'_r(i) \tag{23}
\end{aligned}$$

$$\begin{aligned}
&= \sum_{i=0}^t [A_{i+1,t} + B_{i,t}] \tilde{E}'_r(i) \\
&= \sum_{i=1}^{t+1} [A_{i,t} + B_{i-1,t}] \tilde{E}'_r(i-1) \\
&= \sum_{i=1}^{t+1} [F(i|t+1) - F(i|t)] \tilde{E}'_r(i-1) \tag{24} \\
&= E_r(t+1) - E_r(t).
\end{aligned}$$

where (22) follows from (20), (23) is obtained due to $\tilde{E}_r(i)$ is concave of i , and (24) follows from (21). By (22), we see $E_r(t)$ is non-decreasing as $\tilde{E}'_r(i) \geq 0$. \blacksquare

Let $\{Z_i\}$ be the stochastic process which characterizes the packets loss pattern of the edge e , i.e. $Z_i = 1$ if the packet is received and $Z_i = 0$, otherwise. We have (20) and (21) hold when $\{Z_i\}$ is stationary, which can be verified in the following:

$$\begin{aligned}
F(i+1|t+2) - F(i+1|t+1) &= \Pr\{Z_1 + \dots + Z_{t+2} \geq i+1\} - \Pr\{Z_1 + \dots + Z_{t+1} \geq i+1\} \\
&= \Pr\{Z_1 + \dots + Z_{t+1} = i, Z_{t+2} = 1\} \\
&= \Pr\{Z_1 = 1, Z_2 + \dots + Z_{t+1} = i-1, Z_{t+2} = 1\} + \\
&\quad \Pr\{Z_1 = 0, Z_2 + \dots + Z_{t+1} = i, Z_{t+2} = 1\} \\
&= A_{i,t} + B_{i,t},
\end{aligned}$$

and

$$\begin{aligned}
F(i|t+1) - F(i|t) &= \Pr\{Z_1 + \cdots + Z_{t+1} \geq i\} - \Pr\{Z_1 + \cdots + Z_t \geq i\} \\
&= \Pr\{Z_1 + \cdots + Z_t = i-1, Z_{t+1} = 1\} \\
&= \Pr\{Z_2 + \cdots + Z_{t+1} = i-1, Z_{t+2} = 1\} \\
&= \Pr\{Z_1 = 1, Z_2 + \cdots + Z_{t+1} = i-1, Z_{t+2} = 1\} + \\
&\quad \Pr\{Z_1 = 0, Z_2 + \cdots + Z_{t+1} = i-1, Z_{t+2} = 1\} \\
&= A_{i,t} + B_{i-1,t},
\end{aligned}$$

where

$$A_{i,t} = \Pr\{Z_1 = 1, Z_2 + \cdots + Z_{t+1} = i-1, Z_{t+2} = 1\}, \quad (25)$$

$$B_{i,t} = \Pr\{Z_1 = 0, Z_2 + \cdots + Z_{t+1} = i, Z_{t+2} = 1\}. \quad (26)$$

APPENDIX B

PROPERTIES OF EXPECTED RANK FUNCTION

Consider a length- L line network with node set $\mathcal{V} = \{v_0, \dots, v_L\}$ and edge set $\mathcal{E} = \{e_\ell = (v_{\ell-1}, v_\ell), \ell = 1, \dots, L\}$. Suppose a batch is transmitted in this line network, for $\ell = 1, \dots, L$, the recoding generator matrix of the node $v_{\ell-1}$ is Φ_ℓ and E_ℓ is a diagonal matrix, in which the diagonal elements represent the packet loss pattern of the transmitted packets in link e_ℓ . Then the rank of this batch at the destination node is equal to $\text{rank}(\Phi_1 E_1 \cdots \Phi_\ell E_\ell \cdots \Phi_L E_L)$. Suppose the recoding number at each link is $\{m_{e_\ell}\}$, $\ell = 1, \dots, L$. Let $\bar{h}(m_{e_\ell})$ be the expected rank of the batch at the destination node when the recoding number in $v_{\ell-1}$ is m_{e_ℓ} and the recoding numbers in other nodes are fixed to be m_{e_j} for $j \neq \ell$.

In the following lemma and theorem, uniformly random coding is employed in the recoding scheme of each node, which implies $\{\Phi_\ell\}_{\ell=1}^L$ are all uniformly random matrices. We use $F(i|t)$ as defined in (19). From the discussion in Appendix A, $F(i+1|t+2) - F(i+1|t+1) \geq 0$ when the packet loss model is a stationary process.

Theorem 2. *If for any $t \geq 0$ and $i = 0, 1, \dots, t+1$,*

$$F(i+1|t+2) - F(i+1|t+1) \geq 0,$$

$\bar{h}(m_{e_\ell})$ is a non-decreasing function of m_{e_ℓ} when uniformly random coding is employed in the recoding scheme of each node.

Proof: Let $\tilde{E}_r^L(k)$ be the expected rank of the batch at the destination node v_L when the rank of the batch equals r at node $v_{\ell-1}$ and k packets are received at node v_ℓ . For the batch-wise packet loss mode q_e , let

$$E_r^L(m_{e_\ell}) = \sum_{k=0}^{m_{e_\ell}} q_e(k|m_{e_\ell}) \tilde{E}_r^L(k),$$

i.e., $E_r^L(m_{e_\ell})$ be the expected rank of this batch at the destination node v_L when the rank of the batch equals r at node $v_{\ell-1}$ and the recoding number at node $v_{\ell-1}$ is m_{e_ℓ} . Then

$$\bar{h}(m_{e_\ell}) = \sum_{r=0}^M h_{v_{\ell-1}}(r) E_r^L(m_{e_\ell}).$$

Firstly, we will show $\tilde{E}_r^L(k)$ is a non-decreasing function of k . Let $H = \Phi_1 E_1 \cdots \Phi_{\ell-1} E_{\ell-1}$ and $U = E_{\ell+1} \Phi_{\ell+2} E_{\ell+2} \cdots \Phi_L E_L$. Let $\theta_\ell = \{j|j'\text{th column of } E_\ell \text{ is zero}\}$. Φ_ℓ is a uniformly random matrix of size $m_{e_{\ell-1}} \times m_{e_\ell}$.

$$\begin{aligned} \tilde{E}_r^L(k) &= \mathbb{E}[\text{rank}(H\Phi_\ell E_\ell \Phi_{\ell+1} U) | \text{rank}(H) = r, |\theta_\ell| = m_{e_\ell} - k] \\ &= \mathbb{E}[\text{rank}(H^* \Phi_\ell^* E_\ell \Phi_{\ell+1} U) | |\theta_\ell| = m_{e_\ell} - k] \\ &= \mathbb{E}[\text{rank}(\Phi_\ell^* E_\ell \Phi_{\ell+1} U) | |\theta_\ell| = m_{e_\ell} - k], \end{aligned}$$

where H^* is formed by r linearly independent columns of H and Φ_ℓ^* is an $r \times m_{e_\ell}$ matrix such that $H\Phi_\ell = H^*\Phi_\ell^*$. Then Φ_ℓ^* is a uniformly random matrix [4]. We rewrite

$$\tilde{E}_r^L(k) = \mathbb{E}[(\text{rank}((\Phi_\ell^* E_\ell)' \Phi_{\ell+1}' U) | |\theta_\ell| = m_{e_\ell} - k],$$

where $(\Phi_\ell^* E_\ell)'$ a submatrix of $\Phi_\ell^* E_\ell$ which is obtained by taking out the columns in $\Phi_\ell^* E_\ell$ with the column index belonging to θ_ℓ and $\Phi_{\ell+1}'$ is a submatrix of $\Phi_{\ell+1}$ which is given by putting off the rows in $\Phi_{\ell+1}$ of row index in θ_ℓ . $\Phi_{\ell+1}'$ is also a uniformly random matrix of size $k \times m_{e_{\ell+1}}$.

Let B be a $r \times k+1$ submatrix of Φ_ℓ^* formed by $k+1$ columns chosen uniformly at random. B' is the first k columns of B and b is the last column of B . $\Phi_{\ell+1}$ is a uniformly random matrices of size $k+1 \times m_{e_{\ell+1}}$. Then

$$\tilde{E}_r^L(k+1) = \mathbb{E}[\text{rank}((B', b)\Phi_{\ell+1} U)], \quad \tilde{E}_r^L(k) = \mathbb{E}[\text{rank}(B'\Phi_{\ell+1} U)].$$

$$\begin{aligned}
& \tilde{E}_r^L(k+1) - \tilde{E}_r^L(k) \\
&= \mathbb{E} [\text{rank}((B', b)\Phi_{\ell+1}U)] - \mathbb{E} [\text{rank}(B'\Phi'_{\ell+1}U)] \\
&= \mathbb{E} [\text{rank}((B', b)(\Phi'_{\ell+1})U) - \text{rank}(B'\Phi'_{\ell+1}U)] \\
&= \Pr\{b \in \text{col}(B')\} \mathbb{E} [\text{rank}((B'\Phi'_{\ell+1} + b\phi)U) - \text{rank}(B'\Phi'_{\ell+1}U) | b \in \text{col}(B')] + \\
&\quad \Pr\{b \notin \text{col}(B')\} \mathbb{E} [\text{rank}((B'\Phi'_{\ell+1} + b\phi)U) - \text{rank}(B'\Phi'_{\ell+1}U) | b \notin \text{col}(B')] \\
&\geq 0,
\end{aligned}$$

where ϕ is a uniformly random row vector. Note that the last inequality holds since when $b \notin \text{col}(B')$,

$$\text{rank}((B'\Phi'_{\ell+1} + b\phi)U) \geq \text{rank}(B'\Phi'_{\ell+1}U),$$

and when $b \in \text{col}(B')$, due to the fact that each column of $B'\Phi'_{\ell+1} + b\phi$ and $B'\Phi'_{\ell+1}$ is the vector chosen uniformly at random from $\text{col}(B')$ independent of U ,

$$\text{rank}((B'\Phi'_{\ell+1} + b\phi)U) = \text{rank}(B'\Phi'_{\ell+1}U).$$

Let $E_r'^L(k) = \tilde{E}_r^L(k+1) - \tilde{E}_r^L(k)$. We can write

$$E_r^L(m_{e_\ell}) = \sum_{k=1}^{m_{e_\ell}} F(k|m_{e_\ell}) E_r'^L(k-1).$$

Then

$$\begin{aligned}
E_r^L(m_{e_\ell} + 2) - E_r^L(m_{e_\ell} + 1) &= \sum_{k=1}^{m_{e_\ell}+2} [F(k|m_{e_\ell} + 2) - F(k|m_{e_\ell} + 1)] E_r'^L(k-1) \\
&= \sum_{k=0}^{m_{e_\ell}+1} [F(k+1|m_{e_\ell} + 2) - F(k+1|m_{e_\ell} + 1)] E_r'^L(k) \\
&\geq 0,
\end{aligned}$$

which implies $E_r^L(m_{e_\ell})$ is a non-decreasing function of m_{e_ℓ} and hence $\bar{h}(m_{e_\ell})$ is non-decreasing. ■

APPENDIX C

PRIMAL-DUAL APPROACH

We discuss two primal-dual based algorithms for solving (AP).

A. The First Formula

Associating a Lagrange multiplier λ_e for each inequality constraint in (AP), the Lagrangian is

$$L = \sum_i \left[U_i(\alpha_i \mathbb{E}[h^i]) - \alpha_i \sum_{e \in \mathcal{P}^i} \lambda_e \bar{m}_e^i \right] + \sum_{e \in \mathcal{E}} \lambda_e s_e.$$

Similar to [12], we have the following iterative algorithm for the dual problem. In iteration $t = 1, 2, \dots$, for each flow \mathcal{P}^i , $(\alpha_i, p_e^i, e \in \mathcal{P}^i)$ is updated by

$$(\alpha_i, p_e^i, e \in \mathcal{P}^i) \leftarrow \arg \max_{\alpha_i, p_e^i, e \in \mathcal{P}^i} \left[U_i(\alpha_i \mathbb{E}[h^i]) - \alpha_i \sum_{e \in \mathcal{P}^i} \lambda_e \bar{m}_e^i \right]; \quad (27)$$

the scheduling rate vector s is updated by

$$s \leftarrow \arg \max_{s \in \text{Co}(\mathcal{R})} \sum_{e \in \mathcal{E}} \lambda_e s_e; \quad (28)$$

and the Lagrange multipliers are updated by

$$\lambda_e \leftarrow \max \left\{ 0, \lambda_e + \gamma_t \left(\sum_{i: e \in \mathcal{P}^i} \alpha_i \bar{m}_e^i - s_e \right) \right\}, \quad (29)$$

where $\{\gamma_1, \gamma_2, \dots\}$ is a sequence of positive step sizes such that the subgradient search converges, e.g., $\sum_t \gamma_t = \infty$ or $\sum_t \gamma_t^2 < \infty$.

The subproblem (27) is different from the traditional counterparts [12], [13]. Suppose U_i is a logarithm function, we can further simplify (27) as follows:

$$\begin{aligned} & \arg \max_{\alpha_i, p_e^i, e \in \mathcal{P}^i} \left[U_i(\alpha_i \mathbb{E}[h^i]) - \alpha_i \sum_{e \in \mathcal{P}^i} \lambda_e \bar{m}_e^i \right] \\ &= \arg \max_{p_e^i, e \in \mathcal{P}^i} \left\{ \arg \max_{\alpha_i} \left[U_i(\alpha_i \mathbb{E}[h^i]) - \alpha_i \sum_{e \in \mathcal{P}^i} \lambda_e \bar{m}_e^i \right] \right\} \\ &= \arg \max_{p_e^i, e \in \mathcal{P}^i} \left[U_i \left(\frac{\mathbb{E}[h^i]}{\sum_{e \in \mathcal{P}^i} \lambda_e \bar{m}_e^i} \right) \right] \end{aligned} \quad (30)$$

$$= \arg \max_{p_e^i, e \in \mathcal{P}^i} \frac{\mathbb{E}[h^i]}{\sum_{e \in \mathcal{P}^i} \lambda_e \bar{m}_e^i}, \quad (31)$$

where (30) follows that $U_i(\alpha_i \mathbb{E}[h^i]) - \alpha_i \sum_{e \in \mathcal{P}^i} \lambda_e \bar{m}_e^i$ is concave in α_i and thus achieves the maximum when its partial derivative with respect to α_i equals 0, i.e.,

$$\frac{1}{\alpha_i} - \sum_{e \in \mathcal{P}^i} \lambda_e \bar{m}_e^i = 0; \quad (32)$$

and (31) follows that U_i is increasing. Therefore, we can solve (27) by first obtaining p_e^i from (31) and then deriving α_i by substituting p_e^i into (32). In other words, we can decompose (27) as:

$$(p_e^i, e \in \mathcal{P}^i) \leftarrow \arg \max_{p_e^i, e \in \mathcal{P}^i} \frac{\mathbb{E}[h^i]}{\sum_{e \in \mathcal{P}^i} \lambda_e \bar{m}_e^i}, \quad (33)$$

$$\alpha_i \leftarrow \frac{1}{\sum_{e \in \mathcal{P}^i} \lambda_e \bar{m}_e^i}. \quad (34)$$

Since the optimization subproblem (33) is difficult to solve directly, we solve (AP) by a primal-dual approach, where p_e^i is updated using gradient search. Denote by \mathcal{I} the collection of all $(M+1) \times (M_0+1)$ stochastic matrices where the (r, m) entry is $p(m|r)$ for $m = 0, 1, \dots, M_0$ and $r = 0, 1, \dots, M$ such that $p(0|0) = 1$ and $\sum_m p(m|r) = 1$. For an $(M+1) \times (M_0+1)$ matrix A , denote by $\text{proj}_{\mathcal{I}}(A)$ the projection of A onto \mathcal{I} , which is the point in \mathcal{I} that is closest to A . In iteration $t = 1, 2, \dots$ of the primal-dual approach, p_e^i is updated by

$$p_e^i \leftarrow \text{proj}_{\mathcal{I}} \left(p_e^i + \beta_t \frac{\partial}{\partial p_e^i} \frac{\mathbb{E}[h^i]}{\sum_{e \in \mathcal{P}^i} \lambda_e \bar{m}_e^i} \right), \quad (35)$$

where $\beta_t > 0$ is the step size. The updates of α_i , s and λ_e are given in (34), (28) and (29), respectively. The (r, m) entry of the gradient of $\mathbb{E}[h_{v_L}]$ with respect to p_{e_l} is

$$\frac{\partial \mathbb{E}[h_{v_L}]}{\partial p_{e_l}(m|r)} = h_{v_0} P_{v_1} \cdots P_{v_{l-1}} \frac{\partial P_{v_l}}{\partial p_{e_l}(m|r)} P_{v_{l+1}} \cdots P_{v_L} [0, 1, \dots, M]^T, \quad (36)$$

where the (i, j) entry of $\frac{\partial P_{v_l}}{\partial p_{e_l}(m|r)}$ is

$$\frac{\partial P_{v_l}[i, j]}{\partial p_{e_l}(m|r)} = \begin{cases} \sum_{k=j}^m q_{e_l}(k|m) \zeta_j^{i,k} & \text{if } i = r \text{ and } j \leq m, \\ 0 & \text{otherwise.} \end{cases}$$

As the primal (AP) is non-concave, the optimizer of the primal-dual approach may not be feasible for the primal one. Therefore, after obtaining a solution $(\tilde{\alpha}_i, \tilde{p}_e^i, e \in \mathcal{P}^i)_i$ by multiple rounds of updating using the primal-dual approach, we find a feasible primal solution by solving (AP) with $p_e^i = \tilde{p}_e^i$ fixed.

Moreover, motivated by the *almost deterministic solutions* of adaptive recoding in [9], we may further require p_e^i to be almost deterministic to reduce the complexity of the above approaches.

B. Another Formula

Put the stochastic constraints explicitly into (AP)

$$\begin{aligned}
& \max_{(\alpha_i, p_e^i, e \in \mathcal{P}^i)_{i,s}} \sum_i U_i(\alpha_i \mathbb{E}[h^i]) \\
& \text{s.t.} \quad \sum_{i: e \in \mathcal{P}^i} \alpha_i \bar{m}_e^i \leq s_e, \quad \forall e \in \mathcal{E} \\
& \quad s = (s_e) \in \text{Co}(\mathcal{R}) \\
& \quad \sum_{m=1}^{M_0} p_e^i(m|r) \leq 1, \quad \forall i, e \in \mathcal{P}^i, r = 1, \dots, M.
\end{aligned} \tag{37}$$

The corresponding Lagrangian is

$$\begin{aligned}
L &= \sum_i U_i(\alpha_i \mathbb{E}[h^i]) - \sum_{e \in \mathcal{E}} \lambda_e \left(\sum_{i: e \in \mathcal{P}^i} \alpha_i \bar{m}_e^i - s_e \right) - \sum_i \sum_{e \in \mathcal{P}^i} \theta_e^i (p_e^{i'} I_1 - I_2) \\
&= \sum_i \left[U_i(\alpha_i \mathbb{E}[h^i]) - \sum_{e \in \mathcal{P}^i} \left(\lambda_e \alpha_i \bar{m}_e^i + \theta_e^i (p_e^{i'} I_1 - I_2) \right) \right] + \sum_{e \in \mathcal{E}} \lambda_e s_e.
\end{aligned}$$

where $I_1 = (0, 1, 1, \dots, 1)^T$ is a column vector of size $M_0 + 1$, I_2 is a size M column vector with all elements being one and $p_e^{i'}$ is the submatrix formed by 1st to M 'th row of p_e^i . Now, similar as (30), we have

$$\begin{aligned}
& \arg \max_{\alpha_i, p_e^i, e \in \mathcal{P}^i} \left[U_i(\alpha_i \mathbb{E}[h^i]) - \sum_{e \in \mathcal{P}^i} \left(\lambda_e \alpha_i \bar{m}_e^i + \theta_e^i (p_e^{i'} I_1 - I_2) \right) \right] \\
&= \arg \max_{p_e^i, e \in \mathcal{P}^i} \left[U_i \left(\frac{\mathbb{E}[h^i]}{\sum_{e \in \mathcal{P}^i} \lambda_e \bar{m}_e^i} \right) - \sum_{e \in \mathcal{P}^i} \theta_e^i p_e^{i'} I_1 \right]
\end{aligned} \tag{38}$$

As the above subsection, we use the primal-dual approach, which updates p_e^i using gradient search. In each iteration, we update p_e^i by

$$p_e^i \leftarrow \left[p_e^i + \beta_t \left(\frac{\frac{\partial}{\partial p_e^i} \frac{\mathbb{E}[h^i]}{\sum_{e \in \mathcal{P}^i} \lambda_e \bar{m}_e^i}}{\frac{\mathbb{E}[h^i]}{\sum_{e \in \mathcal{P}^i} \lambda_e \bar{m}_e^i}} - \frac{\partial}{\partial p_e^i} \theta_e^i p_e^{i'} I_1 \right) \right]^+, \tag{39}$$

where the submatrix formed by 1st to M 'th row of $\frac{\partial}{\partial p_e^i} \theta_e^i p_e^{i'} I_1$ equals $\theta_e^{iT} I_1^T$ and 0'th row equals zero. The updates of α_i , \mathbf{r} and λ_e still follow (34), (28) and (29), respectively. Moreover, the update of θ_e^i is

$$\theta_e^i \leftarrow [\theta_e^i + \gamma_t (p_e^i I_1 - I_1)]^+, \tag{40}$$

where γ_t , $t = 1, 2, \dots$ is a sequence of positive step sizes such that the subgradient search converges, e.g., $\sum_t \gamma_t = \infty$ and $\sum_t \gamma_t^2 < \infty$.

As the primal (AP) is non-concave, the optimizer of the primal-dual approach may not be feasible for the primal one. Therefore, after obtaining a solution $(\tilde{\alpha}_i, \tilde{p}_e^i, e \in \mathcal{P}^i)_i$ by multiple rounds of updating using the primal-dual approach, we project p_e^i to \mathcal{I} to make it feasible. Then we find a primal solution by solving (AP) with feasible p_e^i fixed.