

Sparse system identification by low-rank approximation

Fredy Vides^{1, a)}

Scientific Computing Innovation Center, School of Mathematics and Computer Science,
Universidad Nacional Autónoma de Honduras, Tegucigalpa, Honduras

(Dated: May 18, 2021)

In this document, some general results from approximation theory and matrix analysis with applications to the approximate sparse identification of time series models and nonlinear discrete-time dynamical systems are presented. The aforementioned theoretical methods are translated into predictive algorithms that can be used to approximately simulate the behavior of a given dynamical system, based on some structured data measured from the system. The approximation of the state-transition operators determined primarily by matrices of parameters to be identified based on data measured from a given system, is approached by proving the existence of low-rank approximations of submatrices of the trajectory matrices corresponding to the measured data, that can be used to compute approximate sparse representations of the matrices of parameters. Prototypical algorithms and numerical implementations of the aforementioned techniques to the approximate identification and predictive simulation of time series models with symmetries and nonlinear structured dynamical systems in theoretical physics, fluid dynamics and weather forecasting are presented.

The approximate sparse identification methods for nonlinear dynamical systems tend to allow the computation of predictive models corresponding to a given system under study, with a smaller amount of training data than the standard approximate system identification methods. In addition, the computational cost of the predictions corresponding to the behavior of a given system is reduced, due to the sparsity of the matrices of parameters involved in the computation of the transition operators identified by the sparse identification algorithms. In this document, some general results from approximation theory and matrix analysis with applications to the approximate sparse identification of time series models and nonlinear dynamical systems are presented. The approximation of the corresponding state-transition operators determined by matrices of parameters to be identified, is approached by proving the existence of easily computable integers that can be applied to estimate the computability of approximate sparse representations of the matrices of parameters, and as a by-product of the computation of these numbers one can obtain low-rank approximations of submatrices of the trajectory matrices corresponding to some data measured from the system under study, that can be used to compute the sparse approximants of the matrices of parameters. Some connections of these computational methods with the predictive simulation of nonlinear dynamical systems and time series models in weather forecasting, fluid dynamics and theoretical physics are presented.

The purpose of this document is to present some theoretical and computational techniques that have been developed for the approximate structure preserving sparse identification of discrete-time dynamical systems based on structured data measured from the systems. In particular, we explore the idea of using low-rank approximations of submatrices of the Hankel-type trajectory matrices corresponding to the data samples, for the computation of the approximate sparse representations of the matrices of parameters to be identified as part of the model identification processes considered in this document.

Thinking of a discrete-time dynamical system as a pair (Σ, \mathcal{F}) determined by a set of states $\Sigma \subset \mathbb{C}^n$ and a function $\mathcal{F} : \Sigma \rightarrow \Sigma$. In this study, we will concentrate on the local identification of \mathcal{F} in terms of some structured data $\Sigma_{\mathcal{T}}$ sampled from the set Σ . More specifically, we will study the computability of functions $\tilde{\mathcal{F}}_P : (\mathbb{C}^n)^L \rightarrow \mathbb{C}^n$ depending on a sparse matrix of parameters P to be determined based on $\Sigma_{\mathcal{T}}$, such that $\tilde{\mathcal{F}}_P(x_t, x_{t-1}, \dots, x_{t-L+1})$ approximates $\mathcal{F}(x_t)$ for each $L \leq t \leq \mathbb{T}$, for some time horizon $\mathbb{T} \geq T$ and some approximation error to be estimated as part of the identification problem.

The identification and predictive numerical simulation of the evolution laws for discrete-time systems are highly important in predictive data analytics, for models related to the automatic control of systems and processes in industry and engineering in the sense of^{1,4,9,19}. Part of the motivation for the development of the techniques presented in this paper came from matrix approximation problems that arise in the fields of system identification in the sense of²⁸, and computation of digital twins as considered in^{30,31}.

The study reported in this document, was inspired by the theoretical and computational questions and results presented by Salova, Emenheiser, Rupe, Crutchfield, and D'Souza in²⁴, by Boutsidis and Magdon-Ismael in², by Finzi, Stanton, Izmailov and Wilson in¹¹, by Brockett and Willsky in³, by Moskvina and Schmidt in²⁰, by Shmid in²⁶, by Proctor, Brunton and Kutz in²¹, by Kaiser, Kutz and Brunton in¹⁵, by Kaheman, Kutz and Brunton in¹⁴, by Freedman and Press in¹³, by Franke and Selgrade in¹², by Farhood and Dullerud in¹⁰, by Schaeffer, Tran, Ward and Zhang in²⁵, and by Loring and

I. INTRODUCTION

In this document, some structured matrix approximation problems that arise in the fields of system identification and model order reduction of large-scale structured dynamical systems are studied.

^{a)}Electronic mail: fredy.vides@unah.edu.hn

Vides in¹⁸.

Among the previous references, from a computational perspective, two key sources of inspiration for the work reported in this document came from the amazing computational implementations of **SINDy** and Douglas-Rachford algorithms for sparse nonlinear system identification along the lines of^{5, 14} and²⁵. One of the purposes of the work reported in this article, is to combine the strengths and outstanding performance of these two computational tools for sparse system identification, with the use of low-rank matrix approximation techniques to preprocess the data used as part of the model identification process.

The main contribution of this article is the development and application of some general results from approximation theory and matrix analysis to the approximate sparse identification of structured discrete-time systems and time series models with symmetries. More specifically, we developed some theoretical results, prototypical algorithms and computational programs based on Matlab, Python and Julia, for general purpose approximate signal and system identification, using structured Hankel-type trajectory matrices based on structured data corresponding to measurements of a given system or process under study, and connecting the corresponding approximate identification problem with a low-rank matrix approximation problem, that from a topological perspective can be interpreted as a connectivity problem in the metric space of complex matrices with respect to the standard metric induced by the Frobenius norm, that can be used to compute sparse representations of matrices of parameters corresponding to the transition operators to be identified based on the data measured from the system, applying the techniques presented in §III and §IV. The aforementioned topological notions are discussed in §IV A 1 aiming to identify data-driven topological invariants that can be used to help with the sparse model identification process.

The constructive nature of the results presented in this document allows one to derive prototypical algorithms like the ones presented in §V A. Some numerical implementations of this prototypical algorithms based on Python, Matlab, Julia and Netgen/NGSolve are presented in §V B.

II. PRELIMINARIES AND NOTATION

In this study, every time we refer to a system we will be considering a discrete-time dynamical system that can be described as a pair (Σ, \mathcal{T}) determined by a set of *states* $\Sigma \subset \mathbb{C}^n$, and a function $\mathcal{T} : \Sigma \rightarrow \Sigma$ that will be called a transition operator, such that for any time series determined by a sequence $\{x_t\}_{t \geq 1} \subset \Sigma$, we will have that $\mathcal{T}(x_t) = x_{t+1}$. For systems whose state spaces are contained in \mathbb{R}^n we will consider the usual identification of \mathbb{R} with the real line in \mathbb{C} , and will apply the system identification techniques presented in this study, considering the appropriate restrictions when necessary.

We will write \mathbb{Z}^+ to denote the set of positive integers $\mathbb{Z} \cap [1, \infty)$.

Given a finite set S , we will write $\sharp(S)$ to denote the number of elements in S .

In this document the symbol $\mathbb{C}^{n \times m}$ will denote the algebra

of $n \times m$ complex matrices, and we will write I_n to denote the identity matrix in $\mathbb{C}^{n \times n}$ and $\mathbf{0}_{n,m}$ to denote the zero matrix in $\mathbb{C}^{n \times m}$, when $m = n$ we will write $\mathbf{0}_n$ instead of $\mathbf{0}_{n,n}$. From here on, given a matrix $X \in \mathbb{C}^{m \times n}$, we will write X^* to denote the conjugate transpose of X determined by $X^* = \overline{X}^\top = [\overline{X}_{ji}]$ in $\mathbb{C}^{n \times m}$. We will represent vectors in \mathbb{C}^n as column matrices in $\mathbb{C}^{n \times 1}$ and as n -tuples.

Given any matrix $A \in \mathbb{C}^{m \times n}$ we will write $\text{rk}(A)$ to denote the rank of A , that corresponds to the maximal number of linearly independent columns of A .

Given $x \in \mathbb{C}^n$ we will write $\|x\|$ to denote the ℓ_2 -norm induced by the usual inner product in the Hilbert space \mathbb{C}^n determined by $\|x\| = \sqrt{x^*x} = (\sum_{j=1}^n |x_j|^2)^{1/2}$, and we will write $\|x\|_\infty$ to denote the ℓ_∞ -norm in \mathbb{C}^n determined by the expression $\|x\|_\infty = \max_{1 \leq j \leq n} |x_j|$ for each $x \in \mathbb{C}^n$.

In this document we will write $\hat{e}_{j,n}$ to denote the matrices in $\mathbb{C}^{n \times 1}$ representing the canonical basis of \mathbb{C}^n (the j -column of the $n \times n$ identity matrix), that are determined by the expression

$$\hat{e}_{j,n} = [\delta_{1,j} \ \delta_{2,j} \ \cdots \ \delta_{n-1,j} \ \delta_{n,j}]^\top \quad (\text{II.1})$$

for each $1 \leq j \leq n$, where $\delta_{k,j}$ is the Kronecker delta determined by the expression.

$$\delta_{k,j} = \begin{cases} 1, & k = j \\ 0, & k \neq j \end{cases} \quad (\text{II.2})$$

A matrix $P \in \mathbb{C}^{n \times n}$ will be called an orthogonal projector whenever $P^2 = P = P^*$. A matrix $Q \in \mathbb{C}^{m \times n}$ such that the matrices QQ^* and Q^*Q are orthogonal projectors will be called a partial isometry. We will write $\mathbb{U}(n)$ to denote the group of unitary matrices in $\mathbb{C}^{n \times n}$ defined by the expression $\mathbb{U}(n) = \{X \in \mathbb{C}^{n \times n} : X^*X = XX^* = I_n\}$.

Given $X \in \mathbb{C}^{n \times m}$ we will write $\|X\|_F$ to denote the Frobenius norm of X defined by

$$\|X\|_F = \sqrt{\text{tr}(X^*X)} \quad (\text{II.3})$$

where tr denotes the trace of a matrix, defined for any $A = [a_{jk}] \in \mathbb{C}^{n \times n}$ by the expression.

$$\text{tr}(A) = \sum_{j=1}^n a_{jj}$$

Given a finite set of vectors $\Sigma_T = \{x_1, \dots, x_T\} \subset \mathbb{C}^n$ we will write $\mathcal{H}_L(\Sigma_T)$ to denote the Hankel-type trajectory matrix in $\mathbb{C}^{nL \times (T-L+1)}$ defined by the following expression.

$$\mathcal{H}_L(\Sigma_T) = \begin{bmatrix} x_1 & x_2 & x_3 & \cdots & x_{T-L+1} \\ x_2 & x_3 & x_4 & \cdots & x_{T-L+2} \\ x_3 & x_4 & x_5 & \cdots & x_{T-L+3} \\ \vdots & \vdots & \vdots & \cdots & \vdots \\ x_L & x_{L+1} & x_{L+2} & \cdots & x_T \end{bmatrix}$$

Given a matrix $A \in \mathbb{C}^{m \times n}$, we will also write A to denote the linear map $\mathcal{A} : \mathbb{C}^n \rightarrow \mathbb{C}^m$ determined by the expression $\mathcal{A}(x) = Ax$, and given a set $\Sigma \subset \mathbb{C}^n$ we will write $A\Sigma$ to denote the set $\mathcal{A}(\Sigma) = \{Ax : x \in \Sigma\}$, in addition, for ordered sets of the form $\Sigma_N = \{x_t\}_{t=1}^N \subset \mathbb{C}^n$ we will adopt the convention $A\Sigma_N = \{Ax_1, Ax_2, \dots, Ax_N\}$.

III. LOW-RANK APPROXIMATION METHODS FOR SPARSE LEAST SQUARES REGRESSION

In this section some low-rank approximation methods for sparse least squares regression are presented.

Definition III.1. Given $\delta > 0$ and a matrix $A \in \mathbb{C}^{m \times n}$, we will write $\text{rk}_\delta(A)$ to denote the positive integer determined by the expression.

$$\text{rk}_\delta(A) = \sum_{j=1}^{\min\{m,n\}} H_\delta(s_j(A))$$

where $H_\delta : \mathbb{R} \rightarrow \mathbb{R}$ is the function defined by the expression

$$H_\delta(x) = \begin{cases} 1, & x > \delta \\ 0, & x \leq \delta \end{cases} \quad (\text{III.1})$$

and the numbers $s_j(A)$ represent the singular values corresponding to a singular value decomposition of the matrix A .

Lemma III.2. We will have that $\text{rk}_\delta(A^\top) = \text{rk}_\delta(A)$ for each $\delta > 0$ and each $A \in \mathbb{C}^{m \times n}$.

Proof. Given an economy-sized singular value decomposition

$$U \begin{bmatrix} s_1(A) & & & \\ & s_2(A) & & \\ & & \ddots & \\ & & & s_{\min\{m,n\}}(A) \end{bmatrix} V = A$$

we will have that

$$V^\top \begin{bmatrix} s_1(A) & & & \\ & s_2(A) & & \\ & & \ddots & \\ & & & s_{\min\{m,n\}}(A) \end{bmatrix} U^\top = A^\top$$

is an economy-sized singular value decomposition of A^\top . This implies that

$$\text{rk}_\delta(A^\top) = \sum_{j=1}^{\min\{m,n\}} H_\delta(s_j(A)) = \text{rk}_\delta(A)$$

and this completes the proof. \square

Definition III.3. Given $\delta > 0$ and a matrix $A \in \mathbb{C}^{m \times n}$, we write $\ker_\delta(A)$ to denote the δ -approximate null space of A determined by the expression.

$$\ker_\delta(A) = \{z \in \mathbb{C}^n : \|Az\| \leq \delta\}$$

Definition III.4. Given $\delta > 0$ and $A \in \mathbb{C}^{m \times n}$ we will write $\text{null}_\delta(A)$ to denote the integer defined by the expression $\dim \ker_\delta(A)$.

Lemma III.5. Given $\delta > 0$ and $A \in \mathbb{C}^{m \times n}$ we will have that $\text{null}_\delta(A) \geq \text{null}(A)$ and $\text{rk}_\delta(A) \leq \text{rk}(A)$.

Proof. Given $z \in \ker(A)$ we will have that $\|Az\| = 0 < \delta$ and this implies that $z \in \ker_\delta(A)$, consequently $\ker(A) \subset \ker_\delta(A)$ and any basis of $\ker(A)$ will be contained in $\ker_\delta(A)$, and this in turn implies that $\text{null}(A) = \dim \ker(A) \leq \dim \ker_\delta(A) = \text{null}_\delta(A)$. We will also have that $\text{rk}(A) = \sum_{j=1}^{\min\{m,n\}} H_0(s_j(A)) \geq \sum_{j=1}^{\min\{m,n\}} H_\delta(s_j(A)) = \text{rk}_\delta(A)$. This completes the proof. \square

Theorem III.6. Given $\delta > 0$ and $y, x_1, \dots, x_m \in \mathbb{C}^n$. Let

$$X = \begin{bmatrix} | & | & \cdots & | \\ x_1 & x_2 & \cdots & x_m \\ | & | & \cdots & | \end{bmatrix}.$$

If $\text{rk}_\delta(X) > 0$ and if we set $r = \text{rk}_\delta(X)$ and $s_{n,m}(r) = \sqrt{r(\min\{m,n\} - r)}$ then, there are a rank r orthogonal projector Q , r vectors $x_{j_1}, \dots, x_{j_r} \in \{x_1, \dots, x_m\}$ and r scalars $c_1, \dots, c_r \in \mathbb{C}$ such that $\|X - QX\|_F \leq (s_{n,m}(r)/\sqrt{r})\delta$, and $\|y - \sum_{k=1}^r c_k x_{j_k}\| \leq (\sum_{k=1}^r |c_k|^2)^{\frac{1}{2}} s_{n,m}(r)\delta + \|(I_n - Q)y\|$.

Proof. Let us consider an economy-sized singular value decomposition $USV = A$. If u_j denotes the j -column of U , let Q be the rank $r = \text{rk}_\delta(A)$ orthogonal projector determined by the expression $Q = \sum_{j=1}^r u_j u_j^*$. It can be seen that

$$\begin{aligned} \|X - QX\|_F^2 &= \sum_{j=r+1}^{\min\{m,n\}} s_j(X)^2 \\ &\leq (\min\{m,n\} - r)\delta^2 = \frac{s_{n,m}(r)^2}{r}\delta^2. \end{aligned}$$

Consequently, $\|X - QX\|_F \leq \frac{s_{n,m}(r)}{\sqrt{r}}\delta$.

Let us set.

$$\begin{aligned} \hat{X} &= \begin{bmatrix} | & | & \cdots & | \\ \hat{x}_1 & \hat{x}_2 & \cdots & \hat{x}_m \\ | & | & \cdots & | \end{bmatrix} = QX \\ \hat{X}_y &= \begin{bmatrix} | & | & \cdots & | & | \\ \hat{x}_1 & \hat{x}_2 & \cdots & \hat{x}_m & \hat{y} \\ | & | & \cdots & | & | \end{bmatrix} = Q[X \ y] \end{aligned}$$

Since by lemma III.5 $\text{rk}(X) \geq \text{rk}_\delta(X)$, we will have that $\text{rk}(\hat{X}) = r = \text{rk}_\delta(X) > 0$, and since we also have that $\hat{x}_1, \dots, \hat{x}_m, \hat{y} \in \text{span}(\{u_1, \dots, u_r\})$, there are r linearly independent $\hat{x}_{j_1}, \dots, \hat{x}_{j_r} \in \{\hat{x}_1, \dots, \hat{x}_m\}$ such that $\text{span}(\{u_1, \dots, u_r\}) = \text{span}(\{\hat{x}_{j_1}, \dots, \hat{x}_{j_r}\})$, this in turn implies that $\hat{y} \in \text{span}(\{\hat{x}_{j_1}, \dots, \hat{x}_{j_r}\})$ and there are $c_1, \dots, c_r \in \mathbb{C}$ such that $\hat{y} = \sum_{k=1}^r c_k \hat{x}_{j_k}$. It can be seen that for each $z \in \{\hat{x}_1, \dots, \hat{x}_m\}$

$$\|z - Qz\| \leq \|X - QX\|_F \leq \frac{s_{n,m}(r)}{\sqrt{r}}\delta,$$

and this in turn implies that

$$\begin{aligned} \left\| y - \sum_{k=1}^r c_k x_{j_k} \right\| &= \left\| y - \sum_{k=1}^r c_k x_{j_k} - \left(\hat{y} - \sum_{k=1}^r c_k \hat{x}_{j_k} \right) \right\| \\ &= \left\| y - \sum_{k=1}^r c_k x_{j_k} - Q \left(y - \sum_{k=1}^r c_k x_{j_k} \right) \right\| \\ &\leq \left(\sum_{k=1}^r |c_k|^2 \right)^{\frac{1}{2}} s_{n,m}(r) \delta + \|(I_n - Q)y\|. \end{aligned}$$

This completes the proof. \square

As a direct implication of theorem III.6 one can obtain the following corollary.

Corollary III.7. *Given $\delta > 0$, $A \in \mathbb{C}^{m \times n}$ and $y \in \mathbb{C}^m$. If $\text{rk}_\delta(A) > 0$ and if we set $r = \text{rk}_\delta(A)$ and $s_{n,m}(r) = \sqrt{r(\min\{m,n\} - r)}$ then, there are $x \in \mathbb{C}^n$ and a rank r orthogonal projector Q such that $\|Ax - y\| \leq \|x\| s_{n,m}(r) \delta + \|(I_m - Q)y\|$ and x has at most r nonzero entries.*

Proof. Let us set $x = \mathbf{0}_{n,1}$ and $a_j = A \hat{e}_{j,n}$ for $j = 1, \dots, n$. Since $r = \text{rk}_\delta(A) > 0$ and $s_{n,m}(r) = \sqrt{r(\min\{m,n\} - r)}$, by theorem III.6 we will have that there is a rank r orthogonal projector Q such that $\|A - QA\|_F \leq (s_{n,m}(r)/\sqrt{r})\delta$, and without loss of generality r vectors $a_{j_1}, \dots, a_{j_r} \in \{a_1, \dots, a_n\}$ and r scalars $c_1, \dots, c_r \in \mathbb{C}$ with $j_1 \leq j_2 \leq \dots \leq j_r$ (reordering the indices j_k if necessary), such that $\|y - \sum_{k=1}^r c_k a_{j_k}\| \leq \left(\sum_{k=1}^r |c_k|^2 \right)^{\frac{1}{2}} s_{n,m}(r) \delta + \|(I_m - Q)y\|$. If we set $x_{j_k} = c_k$ for $k = 1, \dots, r$, we will have that $\|x\| = \left(\sum_{k=1}^r |c_k|^2 \right)^{\frac{1}{2}}$. Consequently, $\|Ax - y\| \leq \|x\| s_{n,m}(r) \delta + \|(I_m - Q)y\|$. This completes the proof. \square

Given $\delta > 0$, and two matrices $A \in \mathbb{C}^{m \times n}$ and $Y \in \mathbb{C}^{m \times p}$, we will write $AX \approx_\delta Y$ to represent the problem of finding $X \in \mathbb{C}^{n \times p}$, $\alpha, \beta \geq 0$ and an orthogonal projector Q such that $\|AX - Y\|_F \leq \alpha \delta + \beta \|(I_m - Q)Y\|_F$. The matrix X will be called a solution to the problem $AX \approx_\delta Y$.

Theorem III.8. *Given $\delta > 0$, and two matrices $A \in \mathbb{C}^{m \times n}$ and $Y \in \mathbb{C}^{m \times p}$. If $\text{rk}_\delta(A) > 0$ and if we set $r = \text{rk}_\delta(A)$ then, there is a solution X to the problem $AX \approx_\delta Y$ with at most rp nonzero entries.*

Proof. Since $r = \text{rk}_\delta(A) > 0$ we can apply corollary III.7 to each subproblem $Ax_j \approx_\delta Y \hat{e}_{j,p}$, to obtain p solutions x_1, \dots, x_p and a rank r orthogonal projector Q such that $\|Ax_j - Y \hat{e}_{j,p}\| \leq \|x_j\| s_{n,m}(r) \delta + \|(I_m - Q)Y \hat{e}_{j,p}\|$ for each $j = 1, \dots, p$ with $s_{n,m}(r) = \sqrt{r(\min\{m,n\} - r)}$, and each x_j has at most r nonzero entries. Consequently, if we set

$$X = \begin{bmatrix} | & & | \\ x_1 & \cdots & x_p \\ | & & | \end{bmatrix}$$

we will have that

$$\begin{aligned} \|AX - Y\|_F^2 &= \sum_{j=1}^p \|Ax_j - Y \hat{e}_{j,p}\|^2 \\ &\leq \sum_{j=1}^p (\|x_j\| s_{n,m}(r) \delta + \|(I_m - Q)Y \hat{e}_{j,p}\|)^2 \\ &\leq \sum_{j=1}^p (\|X\|_F s_{n,m}(r) \delta + \|(I_m - Q)Y\|_F)^2 \\ &= p (\|X\|_F s_{n,m}(r) \delta + \|(I_m - Q)Y\|_F)^2 \end{aligned}$$

and this in turn implies that if we set $\alpha = \sqrt{p} s_{n,m}(r) \|X\|_F$ and $\beta = \sqrt{p}$, then

$$\|AX - Y\|_F \leq \alpha \delta + \beta \|(I_m - Q)Y\|_F.$$

Therefore, X is a solution to $AX \approx_\delta Y$ with at most rp nonzero entries. This completes the proof. \square

Although the sparse linear regression solver algorithms and theoretical results in this article build on similar principles to the ones considered by Boutsidis and Magdon-Ismael in² and by Brunton, Proctor, and Kutz in⁵. One of the main differences of the approach considered in this study with the approach used in², is that given a least squares linear matrix equation $X = \arg \min_Y \|AY - B\|_F$, eventhough the rank $\text{rk}_\delta(A)$ approximation $A_\delta = QA$ corresponding to the matrix of coefficients A , is computed in a generic way using the orthogonal projector Q determined by theorem III.6 and corollary III.7 that in turn can be computed using the truncated economy-sized singular value decomposition of A with approximation error $\varepsilon = \mathcal{O}(\delta) > 0$, the selection process of each ordered set of the columns of A_δ corresponding to each column of the sparse approximate representation \hat{X} of the reference least squares solution X , is not random but B -dependent. And the main difference between the approach implemented in this study and the one implemented in⁵, is that the sparse approximation process used here is based on reference solutions of least squares problems that involve submatrices of the low-rank approximation A_δ of the matrix of coefficients A instead of submatrices of the original matrix A .

More specifically, if A has n columns, once the low-rank approximation A_δ of A is computed along the lines of theorem III.6, corollary III.7 and theorem III.8, for each column x_j of an initial reference least squares solution X of the problem $X = \arg \min_Y \|A_\delta Y - B\|_F$, one can set a threshold $\varepsilon > 0$ and find an integer $N_j(\varepsilon)$ such that we can sort the $N_j(\varepsilon) \leq \text{rk}_\delta(A)$ indices $k_1(j), \dots, k_{N_j(\varepsilon)}(j)$ corresponding to $N_j(\varepsilon)$ columns $\hat{a}_{k_1(j)}, \dots, \hat{a}_{k_{N_j(\varepsilon)}(j)}$ of A_δ chosen in terms of how much they contribute to the j -column b_j of B , based on the absolute value/modulus $|x_{k_i(j),j}|$ of the entries of x_j such that $|x_{k_i(j),j}| > \varepsilon$, computing a permutation $\sigma_j : \{1, \dots, n\} \rightarrow \{1, \dots, n\}$ such that

$$|x_{\sigma_j(k_1(j)),j}| \geq |x_{\sigma_j(k_2(j)),j}| \geq \dots \geq |x_{\sigma_j(k_{N_j(\varepsilon)}(j)),j}| > \varepsilon.$$

For each ordered subset $\hat{a}_{\sigma_j(k_1(j))}, \dots, \hat{a}_{\sigma_j(k_{N_j(\varepsilon)}(j))}$ of

columns of A_δ , we can then solve the problems

$$\hat{x}_j = \arg \min_y \left\| \begin{bmatrix} | & & | \\ \hat{a}_{\sigma_j(k_1(1))} & \cdots & \hat{a}_{\sigma_j(k_{N_j(\varepsilon)}(j))} \\ | & & | \end{bmatrix} y - b_j \right\|_F$$

and for each $j = 1, \dots, p$ one can compute a permutation $\tau_j : \{1, \dots, n\} \rightarrow \{1, \dots, n\}$ such that

$$\sigma_j(\tau_j(1)) \leq \sigma_j(\tau_j(2)) \leq \cdots \leq \sigma_j(\tau_j(n)).$$

If we define p vectors $\tilde{x}_1, \dots, \tilde{x}_p$ according to the following assignments

$$\tilde{x}_{\sigma_j(\tau_j(k)), j} = \begin{cases} \hat{x}_{k,j}, & 1 \leq k \leq N_j(\varepsilon), \\ 0, & N_j(\varepsilon) < k \leq n \end{cases}$$

where $\tilde{x}_{k,j}$ and $\hat{x}_{k,j}$ denote the entries of each pair of vectors \tilde{x}_j and \hat{x}_j , respectively, we can then obtain a new approximate sparse solution

$$\tilde{X} = \begin{bmatrix} | & & | \\ \tilde{x}_1 & \cdots & \tilde{x}_p \\ | & & | \end{bmatrix}$$

to the problem $\hat{X} = \arg \min_Y \|A_\delta Y - B\|_F$. Using \tilde{X} as a new reference solution one can repeat this process for some prescribed number M of times, or until some convergence criterion is met, in order to find a sparser representation of the initial reference solution X .

The results and ideas presented in this section can be translated into an approximate sparse linear regression solver method described by algorithm A.1 in §V A.

IV. LOW-RANK APPROXIMATION METHODS FOR SPARSE MODEL IDENTIFICATION

A. Sparse Identification of Transition Operators for Time Series with Symmetries

Given a time series $\{x_t\}_{t \geq 1} \subset \mathbb{C}^n$. We say that $\{x_t\}_{t \geq 1}$ is the time series corresponding to a discrete-time dynamical system determined by the pair (Σ, \mathcal{T}) , if $\{x_t\}_{t \geq 1} \subset \Sigma$ and

$$\mathcal{T}(x_t) = x_{t+1},$$

for each $t \geq 1$. The operator $\mathcal{T} : \Sigma \rightarrow \Sigma$ will be called transition operator corresponding to $\{x_t\}_{t \geq 1}$. In addition, there is a finite group of unitary matrices $G_N = \{g_1, \dots, g_N\} \in \mathbb{C}^{n \times n}$ such that

$$\mathcal{T}(g_j x_t) = g_j \mathcal{T}(x_t),$$

for each $t \geq 1$ and each $g_j \in G_N$, we will say that the system $(\mathbb{C}^n, \mathcal{T})$ is a system with symmetries in G_N , or that the system is G_N -equivariant.

We will say that a matrix set $\mathbf{S} \subset \mathbb{C}^{n \times n}$ is symmetric with respect to a finite group of unitary matrices $G_N = \{g_1, \dots, g_N\} \subset \mathbb{C}^{n \times n}$ if

$$g_j \mathbf{S} = \mathbf{S} g_j$$

for each $g_j \in G_N$ and each $S \in \mathbf{S}$. We will write $\mathbb{S}(n)^{G_N}$ to denote the set matrices in $\mathbb{C}^{n \times n}$ that are symmetric with respect to the unitaries in G_N .

Given an integer $L \geq 1$, a sample $\Sigma_T = \{x_t\}_{t=1}^T$ from a time series $\{x_t\}_{t \geq 1} \subset \Sigma$ in the state space Σ of some discrete-time system, and given a finite set of N unitary matrices G_N , we will write $\mathcal{H}_L(\Sigma_T, G_N)$, to denote the structured block matrix with Hankel-type trajectory matrix blocks determined by the expression:

$$\mathcal{H}_L(\Sigma_T, G_N) = [\mathcal{H}_L(g_1 \Sigma_T) \cdots \mathcal{H}_L(g_N \Sigma_T)]$$

Let us define the main sparse time series model identification problem for time series with symmetries.

Problem 1. Sparse time series model identification problem. Given $\delta > 0$, an integer $L > 0$, a finite group of unitary matrices $G_N \subset \mathbb{U}(n)$, and a sample $\Sigma_T = \{x_t\}_{t=1}^T$ from a time series $\{x_t\}_{t \geq 1} \subset \Sigma \subset \mathbb{C}^n$ of a symmetric system (Σ, \mathcal{T}) with G_N -equivariant state transition operator \mathcal{T} to be identified. Let $\Sigma_0 = \{x_1, \dots, x_{T-1}\}$, $\Sigma_1 = \{x_2, \dots, x_T\}$, $\mathbf{H}_{L,k} = \mathcal{H}_L(\Sigma_k, G_N)$ for $k = 0, 1$, $\hat{G}_N = \{I_L \otimes g_j : g_j \in G_N\}$, and $r = \text{rk}_\delta(\mathcal{H}_L(\Sigma_0, G_N))$. Determine if it is possible to compute a sparse matrix \hat{A}_T , a matrix $A_T \in \mathbb{S}(nL)^{G_N}$, a rank r orthogonal projector Q and some numbers \mathbb{D}, \mathbb{E} and \mathbb{F} such that if we set

$$\begin{aligned} v &= \mathbb{D} \delta + \sqrt{nL} \|\mathbf{H}_{L,1}(I_{T-N(L-1)} - Q)\|_F, \\ \varepsilon &= \mathbb{E} \delta + \mathbb{F} \|\mathbf{H}_{L,1}(I_{T-N(L-1)} - Q)\|_F, \end{aligned}$$

then

$$\begin{aligned} \|\mathbf{H}_{L,1} - \hat{A}_T \mathbf{H}_{L,0}\|_F &\leq v, \\ \|\mathcal{T}(x_t) - \mathcal{P}_L \hat{A}_T^t X_1\| &\leq \varepsilon, \\ \|\mathcal{T}(g_j x_t) - \mathcal{P}_L \hat{A}_T^t (I_L \otimes g_j) X_1\| &\leq \varepsilon, \\ \|\mathbf{H}_{L,1} - A_T \mathbf{H}_{L,0}\|_F &\leq v, \\ \|\mathcal{T}(x_t) - \mathcal{P}_L A_T^t X_1\| &\leq \varepsilon, \\ \|\mathcal{T}(g_j x_t) - \mathcal{P}_L A_T^t (I_L \otimes g_j) X_1\| &\leq \varepsilon \end{aligned}$$

for each $t = 1, \dots, T - L + 1$ and each $g_j \in G_N$, with $\mathcal{P}_L = \hat{e}_{1,L}^\top \otimes I_n$ and $X_1 = [x_1 \cdots x_L]^\top$.

Definition IV.1. We will write $\mathbf{SDSI}(\Sigma_T, G_N, L, \delta)$ to denote the set of 6-tuples of solutions $(\hat{A}_T, A_T, Q, \mathbb{D}, \mathbb{E}, \mathbb{F})$ to problem 1 based on data Σ_T, G_N, L, δ .

Theorem IV.2. Given $\delta > 0$, a finite group of unitary matrices $G_N \subset \mathbb{U}(n)$, and a sample $\Sigma_T = \{x_t\}_{t=1}^T$ from a time series $\{x_t\}_{t \geq 1} \subset \Sigma \subset \mathbb{C}^n$ of a G_N -equivariant system Σ . If there is an integer $L > 0$ such that $\text{rk}_\delta(\mathcal{H}_L(\{x_t\}_{t=1}^{T-1}, G_N)) > 0$ then, there is $(\hat{A}_T, A_T, Q, \mathbb{D}, \mathbb{E}, \mathbb{F}) \in \mathbf{SDSI}(\Sigma_T, G_N, L, \delta)$.

Proof. Let $\mathbf{H}_{L,k} = \mathcal{H}_L(\Sigma_k, G_N)$ for $k = 0, 1$, with each Σ_k defined as in problem 1, and let us write $h_{j,k}$ to denote the $n \times (T - N(L - 1))$ submatrix corresponding to the j -row block of $\mathbf{H}_{L,k}$ for $k = 0, 1$. By definition of $\mathbf{H}_{L,k}$ we will have that

$$h_{j,1} = h_{j+1,0}, \quad 1 \leq j \leq L - 1 \quad (\text{IV.1})$$

Let $\Sigma_{T-1} = \{x_t\}_{t=1}^{T-1}$. It can be seen that $\mathcal{H}_L(\Sigma_{T-1}, G_N) = \mathbf{H}_{L,0}$ and this in turn implies that

$$\mathcal{H}_{L+1}(\Sigma_T, G_N) = \begin{bmatrix} \mathcal{H}_L(\Sigma_{T-1}, G_N) \\ h_{L,1} \end{bmatrix} = \begin{bmatrix} \mathbf{H}_{L,0} \\ h_{L,1} \end{bmatrix}. \quad (\text{IV.2})$$

Since $\text{rk}_\delta(\mathbf{H}_{L,0}) = \text{rk}_\delta(\mathcal{H}_L(\Sigma_{T-1}, G_N)) > 0$, by lemma III.2 we will have that

$$\text{rk}_\delta(\mathbf{H}_{L,0}^\top) = \text{rk}_\delta(\mathbf{H}_{L,0}) > 0. \quad (\text{IV.3})$$

Let us set $r = \text{rk}_\delta(\mathbf{H}_{L,0})$, $C(n, L, T, N) = \sqrt{r(\min\{nL, T - N(L-1)\} - r)}$, and let us write $h_{j,k,1}$ to denote the k -row of the j -row block $h_{j,1}$ of $\mathbf{H}_{L,1}$ for $j = 1, \dots, L$ and $k = 1, \dots, n$. By (IV.1) and (IV.3), applying corollary III.7 to each pair $\mathbf{H}_{L,0}^\top, h_{j,k,1}^\top$ we can compute an orthogonal projector \hat{Q} and a vector $a_{j,k,T} \in \mathbb{C}^{1 \times (T-N(L-1))}$ such that

$$\begin{aligned} \left\| \mathbf{H}_{L,0}^\top a_{j,k,T}^\top - h_{j,k,1}^\top \right\| &\leq C(n, L, T, N) \|a_{j,k,T}\| \delta \\ &\quad + \|(I_{T-N(L-1)} - \hat{Q})h_{j,k,1}^\top\| \end{aligned} \quad (\text{IV.4})$$

and $a_{j,k,T}$ has at most r nonzero entries for each $j = 1, \dots, L$ and each $k = 1, \dots, n$. Let us set

$$\begin{aligned} \hat{A}_T &= [a_{1,1,T}^\top \ \cdots \ a_{1,n,T}^\top \ \cdots \ a_{L,1,T}^\top \ \cdots \ a_{L,n,T}^\top]^\top, \\ Q &= \hat{Q}^\top \end{aligned}$$

and for each $t = 1, \dots, T - L + 1$, let us set

$$\begin{aligned} X_t &= [x_t^\top \ \cdots \ x_{t+L-1}^\top]^\top \\ Y_{j,t} &= I_L \otimes g_j X_t. \end{aligned}$$

It can be easily verified that Q is an orthogonal projector, and by (IV.4) if we set $\mathbb{D} = \sqrt{nL} \|\hat{A}_T\|_F C(n, L, T, N)$ we will have that

$$\begin{aligned} \|\mathbf{H}_{L,1} - \hat{A}_T \mathbf{H}_{L,0}\|_F &\leq \mathbb{D} \delta + \sqrt{nL} \left\| \mathbf{H}_{L,1} (I_{T-N(L-1)} - \hat{Q}^\top) \right\|_F \\ &= \mathbb{D} \delta + \sqrt{nL} \left\| \mathbf{H}_{L,1} (I_{T-N(L-1)} - Q) \right\|_F. \end{aligned} \quad (\text{IV.5})$$

Let us set $\mathbb{E} = \mathbb{D} \left(\sum_{j=0}^{T-1} \|\hat{A}_T\|_F^2 \right)$ and $\mathbb{F} = \sqrt{nL} \left(\sum_{j=0}^{T-1} \|\hat{A}_T\|_F^2 \right)$, by (IV.5) we will have that

$$\begin{aligned} \|X_{t+1} - \hat{A}_T X_t\| &\leq \|\mathbf{H}_{L,1} - \hat{A}_T \mathbf{H}_{L,0}\|_F, \\ &\leq \mathbb{D} \delta + \sqrt{nL} \left\| \mathbf{H}_{L,1} (I_{T-N(L-1)} - Q) \right\|_F \\ \|Y_{j,t+1} - \hat{A}_T Y_{j,t}\| &\leq \|\mathbf{H}_{L,1} - \hat{A}_T \mathbf{H}_{L,0}\|_F \\ &\leq \mathbb{D} \delta + \sqrt{nL} \left\| \mathbf{H}_{L,1} (I_{T-N(L-1)} - Q) \right\|_F \end{aligned}$$

and this implies that

$$\begin{aligned} \|X_{t+1} - \hat{A}_T X_t\| &\leq \|X_{t+1} - \hat{A}_T X_t\| + \|\hat{A}_T X_t - \hat{A}_T X_t\| \\ &\leq \mathbb{D} \delta + \sqrt{nL} \left\| \mathbf{H}_{L,1} (I_{T-N(L-1)} - Q) \right\|_F \\ &\quad + \|\hat{A}_T\|_F \|X_t - \hat{A}_T^{-1} X_t\| \\ &\cdots \leq \mathbb{E} \delta + \mathbb{F} \left\| \mathbf{H}_{L,1} (I_{T-N(L-1)} - Q) \right\|_F \end{aligned} \quad (\text{IV.6})$$

and

$$\begin{aligned} \|Y_{j,t+1} - \hat{A}_T Y_{j,t}\| &\leq \|Y_{j,t+1} - \hat{A}_T Y_{j,t}\| + \|\hat{A}_T Y_{j,t} - \hat{A}_T Y_{j,t}\| \\ &\leq \mathbb{D} \delta + \sqrt{nL} \left\| \mathbf{H}_{L,1} (I_{T-N(L-1)} - Q) \right\|_F \\ &\quad + \|\hat{A}_T\|_F \|Y_{j,t} - \hat{A}_T^{-1} Y_{j,t}\| \\ &\cdots \leq \mathbb{E} \delta + \mathbb{F} \left\| \mathbf{H}_{L,1} (I_{T-N(L-1)} - Q) \right\|_F. \end{aligned} \quad (\text{IV.7})$$

Let us set

$$A_T = \frac{1}{N} \sum_{j=1}^N (I_L \otimes g_j^*) \hat{A}_T (I_L \otimes g_j).$$

Since $G_N = \{g_1, \dots, g_N\}$ is a finite group of unitary matrices and $N = \#(G_N)$, we will have that for each $1 \leq j, k \leq N$, there is $1 \leq l \leq N$ such that

$$I_L \otimes g_j I_L \otimes g_k = I_L \otimes g_l g_k = I_L \otimes g_l$$

and by elementary group representation theory this implies that for each $1 \leq k \leq N$

$$(I_L \otimes g_k)^* A_T (I_L \otimes g_k) = I_L \otimes g_k^* A_T I_L \otimes g_k = A_T.$$

Consequently,

$$I_L \otimes g_k A_T = A_T I_L \otimes g_k \quad (\text{IV.8})$$

for each $g_k \in G_N$, and this implies that $A_T \in \mathbb{S}(nL)^{\tilde{G}_N}$ with \tilde{G}_N defined as in problem 1.

By definition of A_T we will have that

$$\begin{aligned} \|A_T\|_F &= \left\| \frac{1}{N} \sum_{j=1}^N (I_L \otimes g_j^*) \hat{A}_T (I_L \otimes g_j) \right\|_F \\ &\leq \frac{1}{N} \sum_{j=1}^N \|\hat{A}_T\|_F = \|\hat{A}_T\|_F \end{aligned} \quad (\text{IV.9})$$

By definition of $\mathbf{H}_{L,0}, \mathbf{H}_{L,1}$ and by (IV.5) and (IV.8) we will have that

$$\begin{aligned} \|X_{t+1} - A_T X_t\| &= \left\| \sum_{j=1}^N \frac{1}{N} X_{t+1} - \frac{1}{N} \sum_{j=1}^N I_L \otimes g_j^* \hat{A}_T I_L \otimes g_j X_t \right\| \\ &\leq \frac{1}{N} \sum_{j=1}^N \|I_L \otimes g_j X_{t+1} - \hat{A}_T I_L \otimes g_j X_t\| \\ &\leq \frac{1}{N} \sum_{j=1}^N \|\mathbf{H}_{L,1} - \hat{A}_T \mathbf{H}_{L,0}\|_F \\ &= \|\mathbf{H}_{L,1} - \hat{A}_T \mathbf{H}_{L,0}\|_F \\ &\leq \mathbb{D} \delta + \sqrt{nL} \left\| \mathbf{H}_{L,1} (I_{T-N(L-1)} - Q) \right\|_F \\ \|Y_{j,t+1} - A_T Y_{j,t}\| &= \|I_L \otimes g_j X_{t+1} - A_T I_L \otimes g_j X_t\| \\ &= \|I_L \otimes g_j (X_{t+1} - A_T X_t)\| \\ &= \|X_{t+1} - A_T X_t\| \\ &\leq \mathbb{D} \delta + \sqrt{nL} \left\| \mathbf{H}_{L,1} (I_{T-N(L-1)} - Q) \right\|_F. \end{aligned}$$

Consequently, by (IV.9) we will have that

$$\begin{aligned} \|X_{t+1} - A_T^t X_1\| &\leq \|X_{t+1} - A_T X_t\| + \|A_T X_t - A_T^t X_1\| \\ &\leq \mathbb{D}\delta + \sqrt{nL} \|\mathbf{H}_{L,1}(I_{T-N(L-1)} - Q)\|_F \\ &\quad + \|\hat{A}_T\|_F \|X_t - A_T^{t-1} X_1\| \\ &\quad \dots \leq \mathbb{E}\delta + \mathbb{F} \|\mathbf{H}_{L,1}(I_{T-N(L-1)} - Q)\|_F \end{aligned} \quad (\text{IV.10})$$

and

$$\begin{aligned} \|Y_{j,t+1} - A_T^t Y_{j,1}\| &\leq \|Y_{j,t+1} - A_T Y_{j,t}\| + \|A_T Y_{j,t} - A_T^t Y_{j,1}\| \\ &\leq \mathbb{D}\delta + \sqrt{nL} \|\mathbf{H}_{L,1}(I_{T-N(L-1)} - Q)\|_F \\ &\quad + \|\hat{A}_T\|_F \|Y_{j,t} - A_T^{t-1} Y_{j,1}\| \\ &\quad \dots \leq \mathbb{E}\delta + \mathbb{F} \|\mathbf{H}_{L,1}(I_{T-N(L-1)} - Q)\|_F. \end{aligned} \quad (\text{IV.11})$$

Since $\mathcal{T}(x_t) = x_{t+1}$ and since it is clear that \mathcal{P}_L is a partial isometry that satisfies $x_t = \mathcal{P}_L X_t$ and $g_j x_t = \mathcal{P}_L I_L \otimes g_j X_t$ for each $t = 1, \dots, T - L + 1$ and each $g_j \in G_N$, by (IV.10) we will have that

$$\begin{aligned} \|\mathcal{T}(x_t) - \mathcal{P}_L \hat{A}_T^t X_1\| &= \|\mathcal{P}_L(X_{t+1} - \hat{A}_T^t X_1)\| \\ &\leq \|X_{t+1} - \hat{A}_T^t X_1\| \\ &\leq \mathbb{E}\delta + \mathbb{F} \|\mathbf{H}_{L,1}(I_{T-N(L-1)} - Q)\|_F, \\ \|\mathcal{T}(x_t) - \mathcal{P}_L A_T^t X_1\| &= \|\mathcal{P}_L(X_{t+1} - A_T^t X_1)\| \\ &\leq \|X_{t+1} - A_T^t X_1\| \\ &\leq \mathbb{E}\delta + \mathbb{F} \|\mathbf{H}_{L,1}(I_{T-N(L-1)} - Q)\|_F \end{aligned}$$

and by (IV.11) we will also have that

$$\begin{aligned} \|\mathcal{T}(g_j x_t) - \mathcal{P}_L \hat{A}_T^t (I_L \otimes g_j) X_1\| &= \|g_j \mathcal{T}(x_t) - \mathcal{P}_L \hat{A}_T^t Y_{j,1}\| \\ &= \|\mathcal{P}_L(Y_{j,t+1} - \hat{A}_T^t Y_{j,1})\| \\ &\leq \|Y_{j,t+1} - \hat{A}_T^t Y_{j,1}\| \\ &\leq \mathbb{E}\delta \\ &\quad + \mathbb{F} \|\mathbf{H}_{L,1}(I_{T-N(L-1)} - Q)\|_F, \\ \|\mathcal{T}(g_j x_t) - \mathcal{P}_L A_T^t (I_L \otimes g_j) X_1\| &= \|g_j \mathcal{T}(x_t) - \mathcal{P}_L A_T^t Y_{j,1}\| \\ &= \|\mathcal{P}_L(Y_{j,t+1} - A_T^t Y_{j,1})\| \\ &\leq \|Y_{j,t+1} - A_T^t Y_{j,1}\| \\ &\leq \mathbb{E}\delta \\ &\quad + \mathbb{F} \|\mathbf{H}_{L,1}(I_{T-N(L-1)} - Q)\|_F. \end{aligned}$$

This completes the proof. \square

We can apply theorem IV.2 for sparse model identification, specially when a sparse predictive model $\hat{\mathcal{T}}$ for a time series $\{x_t\}_{t \geq 1} \subset \Sigma$ corresponding to a discrete-time system (Σ, \mathcal{T}) can be estimated for some given time horizon $T > 0$, based on a relatively small sample $\Sigma_S = \{x_t\}_{t=1}^S \subset \{x_t\}_{t \geq 1}$ for some $S \ll T$. Important examples of systems that would satisfy the previous consideration are the periodic and eventually periodic systems, like the ones considered in¹² and¹⁰, respectively.

1. A topological approach to sparse time series models identification

Let us consider the following mathematical objects.

Definition IV.3. Given $\delta > 0$, a finite group of unitary matrices $G_N \subset \mathbb{U}(n)$, and a sample $\Sigma_T = \{x_t\}_{t=1}^T$ from a time series $\{x_t\}_{t \geq 1} \subset \mathbb{C}^n$ corresponding to a discrete-time G_N -equivariant system (Σ, \mathcal{T}) . We will write $\text{Gr}_{\delta, \Sigma_T}^{G_N}$ to denote the δ -approximate symmetric identification grading set of the sample Σ_T that will be defined by the following expression

$$\text{Gr}_{\delta, \Sigma_T}^{G_N} = \left\{ 1 \leq L \leq \left\lfloor \frac{T+1}{2} \right\rfloor \mid \begin{array}{l} \text{rk}_{\delta}(\mathbf{H}_T^{L+1}) = \text{rk}_{\delta}(\mathbf{H}_{T-1}^L), \\ \text{rk}_{\delta}(\mathbf{H}_{T-1}^L) > 0 \end{array} \right\} \quad (\text{IV.12})$$

with $\mathbf{H}_T^{L+1} = \mathcal{H}_{L+1}(\Sigma_T, G_N)$ and $\mathbf{H}_{T-1}^L = \mathcal{H}_L(\{x_t\}_{t=1}^{T-1}, G_N)$.

Definition IV.4. Given $\delta > 0$, a finite group of unitary matrices $G_N \subset \mathbb{U}(n)$, and a sample $\Sigma_T = \{x_t\}_{t=1}^T$ from a time series $\{x_t\}_{t \geq 1} \subset \mathbb{C}^n$ corresponding to a discrete-time G_N -equivariant system (Σ, \mathcal{T}) . We will write $\text{deg}_{\delta, G_N}(\Sigma_T)$ to denote the δ -approximate symmetric identification degree of the sample Σ_T that will be defined by the following expression.

$$\text{deg}_{\delta, G_N}(\Sigma_T) = \begin{cases} \inf \text{Gr}_{\delta, \Sigma_T}^{G_N}, & \#(\text{Gr}_{\delta, \Sigma_T}^{G_N}) \neq 0 \\ 0, & \#(\text{Gr}_{\delta, \Sigma_T}^{G_N}) = 0 \end{cases} \quad (\text{IV.13})$$

From a topological perspective the approximate symmetric identification degree provides a way to compute invariants that can be used to classify samples from time series data in terms of the models that are computable based on such samples. More specifically, given a finite group of unitary matrices $G_N \subset \mathbb{U}(n)$ and a sample $\Sigma_T = \{x_t\}_{t=1}^T$ from a time series $\{x_t\}_{t \geq 1} \subset \Sigma$ in the state space Σ of a discrete-time system (Σ, \mathcal{T}) such that $\text{deg}_{\delta, G_N}(\Sigma_T) = L > 0$ for some $\delta > 0$, we will have that if we set $\Sigma_{T-1} = \{x_t\}_{t=1}^{T-1}$ then

$$\text{rk}_{\delta}(\mathcal{H}_{L+1}(\Sigma_T, G_N)) = \text{rk}_{\delta}(\mathcal{H}_L(\Sigma_{T-1}, G_N)) > 0. \quad (\text{IV.14})$$

By (IV.14) and as a consequence of theorems III.8, IV.2 and the ideas implemented in their proofs, we will have that there are orthogonal projectors P, Q such that

$$\text{rk}(P) = \text{rk}(Q) = \text{rk}_{\delta}(\mathcal{H}_L(\Sigma_{T-1}, G_N)) > 0 \quad (\text{IV.15})$$

and

$$\begin{aligned} \|P \mathcal{H}_L(\Sigma_{T-1}, G_N)^{\top} - \mathcal{H}_L(\Sigma_{T-1}, G_N)^{\top}\|_F &\leq C_1 \delta, \\ \|Q \mathcal{H}_{L+1}(\Sigma_T, G_N)^{\top} - \mathcal{H}_{L+1}(\Sigma_T, G_N)^{\top}\|_F &\leq C_2 \delta, \end{aligned} \quad (\text{IV.16})$$

for some constants $C_1, C_2 \geq 0$. By (IV.15) we will have that as a consequence of the Schur decomposition theorem, there are unitaries U_P, U_Q such that

$$U_P^* P U_P = U_Q Q U_Q^*$$

this in turn implies that

$$P = U_P U_Q Q (U_P U_Q)^*$$

and by elementary Lie group theory there is an analytic path of unitaries $U(s) = e^{s \log(U_P U_Q)}$ from the identity matrix $I = U(0)$ to $U_P U_Q = e^{\log(U_P U_Q)} = U(1)$, and this implies that there is an analytic path of orthogonal projectors $Q(s) = U(s) Q U(s)^*$ from Q to P . Consequently, the orthogonal projectors P and Q are homotopic in the sense that there is a homotopy between the corresponding constant maps over P and Q , respectively. In addition, by (IV.2) and (IV.16) we will have that P and Q satisfy the following norm constraint.

$$\|(P - Q) \mathcal{H}_L(\Sigma_{T-1}, G_N)^\top\|_F \leq (C_1 + C_2) \delta$$

Based on the previous considerations, we can observe that the number $\text{drk}_{\delta, G_N}(\Sigma_T)$ defined by the expression

$$\text{drk}_{\delta, G_N}(\Sigma_T) = \text{rk}_\delta(\mathcal{H}_{L+1}(\Sigma_T, G_N)) - \text{rk}_\delta(\mathcal{H}_L(\Sigma_{T-1}, G_N))$$

provides a way of measuring potential obstructions for the computability of predictive models based on Σ_T that can reach a prediction error $\mathcal{O}(\delta)$, in the sense that it would be necessary for $\text{drk}_{\delta, G_N}(\Sigma_T)$ to be equal to zero in order for the topological obstruction to be removed. A more formal study of these potential topologically controlled obstructions together with their connections with potential model overfitting, will be further studied in future communications.

Example 1. As an example of the previous concepts, let us consider a sample $\Sigma_{257} = \{s_k : 1 \leq k \leq 257\}$ from a discrete time scalar signal $S = \{s_k : k \in \mathbb{Z}^+\}$ with trivial symmetry group $G_1 = \{1\}$, that is determined for each $k \in \mathbb{Z}^+$ by the expression

$$s_k = \sum_{j=0}^{\infty} \min\{t_k - j, 1 - t_k + j\} (H_j(t_k) - H_{j+1}(t_k))$$

with $t_k = (k-1)/32$. Let us add noise to the sample Σ_{257} using a sequence of normally distributed pseudorandom numbers $\mathbf{RN}_{257} = \{r_k : |r_k| = \mathcal{O}(1 \times 10^{-3}), 1 \leq k \leq 257\}$, obtaining a noisy version $\tilde{\Sigma}_{257} = \{s_k + r_k : 1 \leq k \leq 257\}$ of the original sample Σ_{257} .

Let us consider a subsample $\tilde{\Sigma}_{70} = \{s_k + r_k : 1 \leq k \leq 70\} \subset \tilde{\Sigma}_{257}$. Computing $\text{deg}_{\delta, G_1}(\tilde{\Sigma}_{70})$ with $\delta = 1 \times 10^{-2}$ with the Matlab program `deg.m` in²⁹ we obtain $\text{deg}_{\delta, G_1}(\tilde{\Sigma}_{70}) = 17$. We can now compute a predictive model

$$s_{k+1} = c_1 s_k + c_2 s_{k-1} + \dots + c_L s_{k-L+1} \approx \mathcal{P}_{LA}^k \begin{bmatrix} s_1 \\ s_2 \\ \vdots \\ s_L \end{bmatrix}$$

for $k \geq L = \text{deg}_{\delta, G_1}(\tilde{\Sigma}_{70}) = 17$, along the lines of the proof of theorem IV.2 obtaining the following model

$$s_{k+1} = 1.000036116667133s_k - 0.998153385290551s_{k-15} + 0.998115019553671s_{k-16}$$

for $k \geq 17$.

The identified signals for different values of the lag parameter L are shown in figure IV.1.

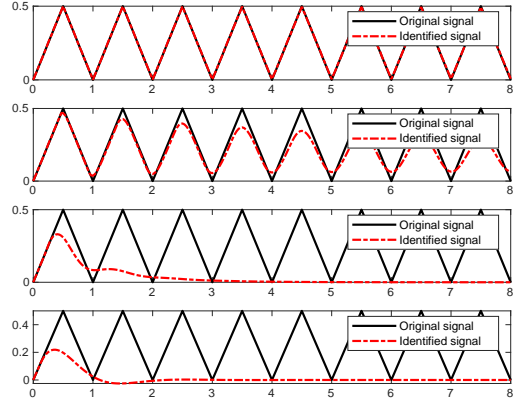


Figure IV.1: Identified signals for different lag values. $L = 17$ (top first row). $L = 16$ (second row). $L = 10$ (third row). $L = 5$ (bottom).




Figure IV.2: Identified coefficients for different lag values. $L = 17$ (top first row). $L = 16$ (second row). $L = 10$ (third row). $L = 5$ (bottom).

The c_k coefficients corresponding to the models identified for different values of the lag parameter L are shown in figure IV.2. The root mean square error RMSE corresponding to different values of the lag parameter L are documented in table I.

Lag value L	RMSE
17	0.002848195208845
16	0.067357195429571
10	0.265912048561782
5	0.279715847089058

Table I: Root mean square errors corresponding to each lag value.

The computational setting used for this example is documented in the program `Example1.m` in²⁹, in particular, for each lag value the corresponding model parameters were

computed using program `SpSolver.m` with the same tolerance in order to expose the potential topologically controlled approximation obstruction identified by the number $\text{drk}_{\delta, G_1}(\Sigma_{70})$.

As a consequence of theorem IV.2 and the previous observations, it can be seen that given a finite group of unitary matrices $G_N \subset \mathbb{U}(n)$ and a sample $\Sigma_T = \{x_t\}_{t=1}^T$ from a time series $\{x_t\}_{t \geq 1} \subset \Sigma \subset \mathbb{C}^n$ corresponding to a G_N -equivariant discrete-time system (Σ, \mathcal{F}) , if the number $\hat{L} = \text{deg}_{\delta, G_N}(\Sigma_T)$ is positive, we can use this number to estimate a necessary condition for the computability of a sparse solution to the problem

$$\mathbf{H}_{L,0}^\top A_T^\top \approx_\delta \mathbf{H}_{L,1}^\top$$

where $\mathbf{H}_{L,k} = \mathcal{H}_L(\Sigma_k, G_N)$ for $k = 0, 1$, with $\Sigma_0 = \{x_t\}_{t=1}^{T-1}$ and $\Sigma_1 = \{x_t\}_{t=2}^T$. In particular, when $\hat{L} = \text{deg}_{\delta, G_N}(\Sigma_T)$ is positive, the lag value $L = \hat{L}$ will provide a good starting point for an adaptive sparse system identification method, if the prediction error is still not small enough for the lag value $L = \hat{L}$, the algorithm can keep increasing the value of the lag until the prediction error is reached or the maximum lag value is obtained. For the experiments documented on this article, we have used standard scalar signal autocorrelation techniques to estimate maximum admissible lags, in the **SDSI** toolset these ideas are implemented in the Matlab program `LagEstimate.m` based on the Matlab function `xcorr.m`.

The results and ideas presented in this section can be translated into sparse identification algorithms like algorithm A.2.

B. Sparse parameter identification for finite difference models

Let us write $\tilde{\partial}_{h,k}$ to denote the finite difference representation of the time differentiation operator ∂_t with approximation order k for time partition size h . Given a dictionary of dynamic variables u_1, \dots, u_m , a function $f : (\mathbb{C}^n)^m \rightarrow (\mathbb{C}^n)^p$ and time series samples $\{u_j(k)\}_{k=1}^N \subset \mathbb{C}^n$ corresponding to each dynamic variable, let us write $V_N(f)(\mathbf{u})$ to denote the expression.

$$V_N(f)(\mathbf{u}) = \begin{bmatrix} f(u_1(1), \dots, u_m(1)) \\ \vdots \\ f(u_1(N), \dots, u_m(N)) \end{bmatrix}$$

In this section, given $\delta > 0$ we will consider the approximate sparse identification problems of the form

$$\begin{bmatrix} \tilde{\partial}_{h,k}(\hat{u}_1) & \cdots & \tilde{\partial}_{h,k}(\hat{u}_m) \end{bmatrix} \approx_\delta \begin{bmatrix} V_N(f_1)(\mathbf{u}) & V_N(f_M)(\mathbf{u}) \end{bmatrix} \mathbf{C}, \quad (\text{IV.17})$$

where for each $1 \leq k \leq m$, $\hat{u}_k = V_N(p_k)(\mathbf{u})$ for p_k determined by the expression $p_k(x_1, \dots, x_m) = x_k$, and where each function $f_j : (\mathbb{C}^n)^{m_j} \rightarrow (\mathbb{C}^n)^{p_j}$ is given for $j = 1, \dots, M$.

By applying theorem III.8 to (IV.17) we obtain the following solvability result.

Corollary IV.5. Given $\delta > 0$ and a problem of the form (IV.17). If we set

$$r = \text{rk}_\delta \left(\begin{bmatrix} V_N(f_1)(\mathbf{u}) & V_N(f_M)(\mathbf{u}) \end{bmatrix} \right)$$

and if $r > 0$ then, there is a solution \mathbf{C} to the problem (IV.17) with at most $r \sum_{k=1}^M p_k$ nonzero entries.

Proof. This is a direct application of theorem III.8 to problem (IV.17). \square

Once an approximate sparse solution \mathbf{C} to the problem (IV.17) has been computed, one can apply numerical time integration methods to the continuous-time approximate representation of (IV.17) determined by the expression

$$\begin{bmatrix} \partial_t(\hat{u}_1) & \cdots & \partial_t(\hat{u}_m) \end{bmatrix} = \begin{bmatrix} f_1(\mathbf{u}) & \cdots & f_M(\mathbf{u}) \end{bmatrix} \mathbf{C},$$

with $f_j(\mathbf{u}) = f_j(u_1, \dots, u_m)$, in order to obtain a family $\{\mathcal{T}_j\}_{j=1}^m$ of transition operators that approximately satisfy the equations:

$$u_j(k+1) = \mathcal{T}_j(u_1(k), \dots, u_m(k))$$

for each $j = 1, \dots, m$, and each discrete time index $k \geq 1$.

V. COMPUTATIONAL METHODS

A. Algorithms

One of the purposes of this project is to provide sparse dynamical system identification (**SDSI**) tools that can be used to build collaborative frameworks of theoretical and computational methods that can be applied in a multidisciplinary context where adaptive approximate system identification is required. An example of the aforementioned collaborative frameworks can be described by the automaton representation illustrated in figure V.1.

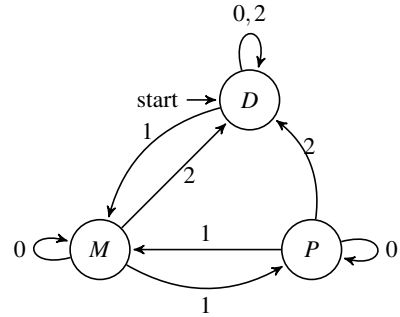


Figure V.1: Finite-state automaton description of generic **SDSI** processes.

The blocks D , M and P of the system V.1 correspond to the data processing, model computation and predictive simulation stages of a generic sparse system identification process,

respectively, while the labels 0, 1 and 2 correspond to the states *computation in progress*, *computation completed* and *more data are required*, respectively.

In this document we focus on the sparse linear regression algorithms and approximate topological invariants in the form of easily computable numbers, that can be used in the modeling block M of the automaton V.1 for sparse model identification. Among other cases, the control signals of automata like V.1 can be provided by an expert interested on the dynamics identification of some particular system, or by an artificially intelligent control system designed to build digital twins for a given system or process in some industrial environment. Although the programs in²⁹ can be used, adapted or modified to work in any of the two cases previously considered, the programs and examples included as part of the work reported in this document are written with the first case in mind. The artificially intelligent schemes will be further explored in the future.

Although the results in this document focus on sparse model identification, besides the programs corresponding to sparse solvers, approximate degree and rank identifiers based on the results in §IV, some programs for data reading and writing, synthetic signals generation, and predictive simulation are also include as part of the toolset **SDSI** available in²⁹.

1. Sparse linear regression solver algorithm

As an application of the results and ideas presented in §III one can obtain a prototypical sparse linear regression solver algorithm like algorithm A.1.

The least squares problems $c = \arg \min_{\hat{c} \in \mathbb{C}^K} \|\hat{A}\hat{c} - y\|$ to be solved as part of the process corresponding to algorithm A.1 can be solved with any efficient least squares solver available in the language or program where the sparse solver algorithm is implemented. For the Matlab and Julia implementations of algorithm A.1 written as part of this research project the backslash "`\`" operator is used, and for the Python version of the solver corresponding to algorithm A.1 the function `lstsq` is implemented.

2. Sparse system identification algorithm

Given a time series $\{x_t\}_{t \geq 1}$ in the state space Σ of a structured discrete-time system determined by (Σ, \mathcal{S}) , we can approach the computation of structured local approximations of the system based on a structured data sample $\Sigma_T = \{x_t\}_{t=1}^T \subset \Sigma$ using the prototypical algorithm outlined in algorithm A.2.

For the study reported in this document, when the time series data $\Sigma_T = \{x_t\}_{t=1}^T \subset \mathbb{C}^n$ corresponding to the dynamical behavior of a given system (Σ, \mathcal{S}) , is not uniformly sampled in time, the sample Σ_T is preprocessed applying local spline interpolation methods to obtain a uniform in time estimate $\tilde{\Sigma}_T = \{\tilde{x}_t\}_{t=1}^T \subset \mathbb{C}^n$ for Σ_T . The Matlab program `DataSpliner.m` is an example of a computational implementation of this interpolation procedure and is included as part of the programs in the **SDSI** toolset available at²⁹.

Algorithm A.1 SLRSolver: algorithm for approximate sparse linear regression

Data: $A \in \mathbb{C}^{m \times n}$, $Y \in \mathbb{C}^{m \times p}$, $\delta > 0$, $N \in \mathbb{Z}^+$, $\varepsilon > 0$

Result: $X = \text{SLRSolver}(A, Y, \delta, N, \varepsilon)$

1. Compute economy-sized SVD $USV = A$
2. Set $s = \min\{m, n\}$
3. Set $r = \text{rk}_\delta(A)$
4. Set $U_\delta = \sum_{j=1}^r U \hat{e}_{j,s} \hat{e}_{j,s}^*$
5. Set $T_\delta = \sum_{j=1}^r (\hat{e}_{j,s}^* S \hat{e}_{j,s})^{-1} \hat{e}_{j,s} \hat{e}_{j,s}^*$
6. Set $V_\delta = \sum_{j=1}^r \hat{e}_{j,s} \hat{e}_{j,s}^* V$
7. Set $\hat{A} = U_\delta^* A$
8. Set $\hat{Y} = U_\delta^* Y$
9. Set $X_0 = V_\delta^* T_\delta \hat{Y}$
10. **for** $j = 1, \dots, p$ **do**
 Set $K = 1$
 Set error = $1 + \delta$
 Set $c = X_0 \hat{e}_{j,p}$
 Set $x_0 = c$
 Set $\hat{c} = [\hat{c}_1 \ \dots \ \hat{c}_n]^\top = [|\hat{e}_{1,n}^* c| \ \dots \ |\hat{e}_{n,n}^* c|]^\top$
 Compute permutation $\sigma : \{1, \dots, n\} \rightarrow \{1, \dots, n\}$ such that: $\hat{c}_{\sigma(1)} \geq \hat{c}_{\sigma(2)} \geq \dots \geq \hat{c}_{\sigma(n)}$
 Set $N_0 = \max \left\{ \sum_{j=1}^n H_\varepsilon \left(\hat{c}_{\sigma(j)} \right), 1 \right\}$
while $K \leq N$ **and** error $> \delta$ **do**
 Compute permutation $\tau : \{1, \dots, N_0\} \rightarrow \{1, \dots, N_0\}$ such that: $\sigma(\tau(1)) \leq \sigma(\tau(2)) \leq \dots \leq \sigma(\tau(N_0))$
 Set $x = \mathbf{0}$
 Set $A_0 = \sum_{j=1}^{N_0} \hat{A} \hat{e}_{\sigma(\tau(j)), n} \hat{e}_{j, N_0}^*$
 Solve $c = \arg \min_{\tilde{c} \in \mathbb{C}^{N_0}} \|A_0 \tilde{c} - \hat{Y} \hat{e}_{j,p}\|$
for $k = 1, \dots, N_0$ **do**
 Set $x_{\sigma(\tau(k))} = \hat{e}_{k, N_0}^* c$
end for
 Set error = $\|x - x_0\|_\infty$
 Set $x_0 = x$
 Set $\hat{c} = [\hat{c}_1 \ \dots \ \hat{c}_n]^\top = [|\hat{e}_{1,n}^* x| \ \dots \ |\hat{e}_{n,n}^* x|]^\top$
 Compute permutation $\sigma : \{1, \dots, n\} \rightarrow \{1, \dots, n\}$ such that: $\hat{c}_{\sigma(1)} \geq \hat{c}_{\sigma(2)} \geq \dots \geq \hat{c}_{\sigma(n)}$
 Set $N_0 = \max \left\{ \sum_{j=1}^n H_\varepsilon \left(\hat{c}_{\sigma(j)} \right), 1 \right\}$
 Set $K = K + 1$
end while
 Set $x_j = x$
11. **end for**
12. Set $X = \begin{bmatrix} | & | & & | \\ x_1 & x_2 & \dots & x_p \\ | & | & & | \end{bmatrix}$

return X

Given a finite unitary group $G_N \subset \mathbb{U}(n)$, a G_N -equivariant discrete-time dynamical system (Σ, \mathcal{S}) and a structured data sample $\Sigma_T \subset \Sigma$, if the elements $\mathcal{P}, \hat{A}, A, X_1$ are computed using algorithm A.2 with the setting $(\mathcal{P}, \hat{A}, A, X_1) =$

Algorithm A.2 SDSI: algorithm for sparse dynamical system identification

Data: $G_N \subset \mathbb{U}(n)$, $\hat{\Sigma}_T = \{x_t\}_{t=1}^T \subset \Sigma \subset \mathbb{C}^n$, $L \in \mathbb{Z}^+$, $\delta > 0$, $\varepsilon > 0$

Result: $(\mathcal{P}_L, \hat{A}_T, A_T, X_1) = \text{SDSI}(G_N, \hat{\Sigma}_T, L, \delta, \varepsilon)$

1. Compute $L = \max\{\text{deg}_{\delta, G_N}(\hat{\Sigma}_T), L\}$
2. Set $\hat{\Sigma}_0 = \{x_t\}_{t=1}^{T-1}$, $\hat{\Sigma}_1 = \{x_t\}_{t=2}^T$
3. Set $\mathbf{H}_{L,k} = \mathcal{H}_L(\hat{\Sigma}_k, G_N)$, $k = 0, 1$
4. Solve $\mathbf{H}_{L,0}^\top C \approx_\delta \mathbf{H}_{L,1}^\top$ applying algorithm A.1 with the setting $C = \text{SLRSolver}(\mathbf{H}_{L,0}^\top, \mathbf{H}_{L,1}^\top, \delta, nL, \varepsilon)$
5. Set $\hat{A}_T = C^\top$
6. Set $A_T = \frac{1}{N} \sum_{j=1}^N (I_L \otimes g_j^*) \hat{A}_T (I_L \otimes g_j)$
7. Set $X_1 = [x_1^\top \cdots x_L^\top]^\top$
8. Set $\mathcal{P}_L = \hat{e}_{1,L}^\top \otimes I_n$

return $(\mathcal{P}_L, \hat{A}_T, A_T, X_1)$

$\text{SDSI}(G_N, \hat{\Sigma}_T, L, \delta, \varepsilon)$ for some suitable $\delta, \varepsilon > 0$, one can build two predictive models $\mathbf{P}_{\hat{A}}, \mathbf{P}_A$ for the time evolution of the system, determined by the recurrence relation $x_{t+1} = \mathcal{P}(x_t)$, $t \geq 1$, using schemes of the form $\mathbf{P}_{\hat{A}}(t) = \mathcal{P} \hat{A}^\top X_1$ and $\mathbf{P}_A(t) = \mathcal{P} A^\top X_1$ for $t \geq 1$.

B. Numerical Simulations

In this section we will present some numerical simulations computed using the sparse dynamical system identification toolset **SDSI**²⁹ developed as part of this project, the toolset is composed by programs written in Matlab, Julia and Python that can be used to compute sparse identifications of dynamical systems. These experiments were performed with Matlab R2021a (9.10.0.1602886) 64-bit (glnxa64), Julia 1.6.0 and Netgen/NGSolve 6.2. Some Matlab and Python Netgen/NGSolve programs were used to generate synthetic noisy input data. The Matlab, Python and Julia programs written to generate synthetic data and to compute the sparse approximants for the corresponding dynamical model identification, are available at²⁹.

The numerical simulations reported in this section were computed on a Linux Ubuntu Server 20.04 PC equipped with an Intel Xeon E3-1225 v5 (8M Cache, 3.30 GHz) processor and with 40GB RAM.

1. Sparse identification of a nonlinear Schrödinger equation in the finite line

In this section a finite difference model corresponding to a nonlinear Schrödinger equation of the form

$$i \partial_t w + \partial_x^2 w + q |w|^2 w = 0 \quad (\text{V.1})$$

for $x \in [-20, 20]$ and $t \geq 0$, will be approximately identified. The synthetic signals corresponding to the csv data file `NLSEqData.csv` that will be used for system identification have been computed using a fourth order Runge-Kutta scheme to integrate the corresponding second order in space finite difference discretization of (V.1), with initial conditions and homogeneous Dirichlet boundary conditions based on the configuration used by Ramos and Villatoro in²² using the Matlab program `NLSchrodinger1DRK.m` in²⁹. The amplitudes corresponding to the dynamical behavior data $\Sigma_{4401} = \{\mathbf{w}(t)\}_{t=1}^{4401}$ saved in file `NLSEqData.csv` are visualized in figure V.2.

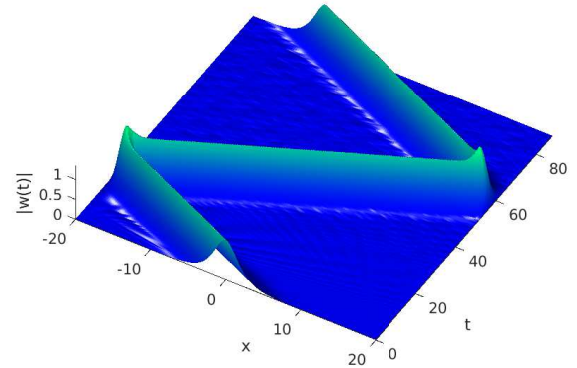


Figure V.2: Amplitudes corresponding to an approximation of a travelling wave solution to equation (V.1).

Let us consider the finite difference model

$$i \hat{\partial}_{h_t,4} \mathbf{w} + \mathbf{D}_{h_x,2} \mathbf{w} + q |\mathbf{w}|^2 \mathbf{w} = 0 \quad (\text{V.2})$$

corresponding to (V.1), where the operation $\hat{\partial}_{h_t,4} \mathbf{w}(t)$ is defined for an arbitrary differentiable function $t \mapsto \mathbf{w}(t) = [w_1(t) \cdots w_{161}(t)]^\top \in \mathbb{C}^{161}$ by the expression

$$\hat{\partial}_{h_t,4} \mathbf{w}(t) = [0 \quad \partial_{h_t,4} w_2(t) \quad \cdots \quad \partial_{h_t,4} w_{160}(t) \quad 0]^\top.$$

The choice of fourth order approximations $\partial_{h_t,4} w_k(t)$ of each derivative $\partial_t w_k(t)$ for $2 \leq k \leq 160$, is based on the fact that the synthetic data Σ_{4401} recorded in `NLSEqData.csv` were computed using a fourth order Runge-Kutta scheme for time integration.

We will apply algorithm A.1 along the lines of corollary IV.5 to identify model (V.2), using a dictionary of 203 functions $f_j: \mathbb{C}^{161} \rightarrow \mathbb{C}^{161}$ defined in terms of a generic $\mathbf{u} = [u_j] \in$

\mathbb{C}^{161} by the following expressions

$$\begin{aligned} f_1(\mathbf{u}) &= [0 \ u_2 \ u_3 \ \cdots \ u_{160} \ 0]^\top, \\ f_2(\mathbf{u}) &= [0 \ 0 \ u_2 \ u_3 \ \cdots \ u_{159} \ 0]^\top \\ f_3(\mathbf{u}) &= [0 \ u_3 \ u_4 \ \cdots \ u_{160} \ 0 \ 0]^\top \\ f_4(\mathbf{u}) &= [0 \ |u_2|u_2 \ |u_3|u_3 \ \cdots \ |u_{160}|u_{160} \ 0]^\top, \\ f_5(\mathbf{u}) &= [0 \ |u_2|^2u_2 \ |u_3|^2u_3 \ \cdots \ |u_{160}|^2u_{160} \ 0]^\top, \\ &\vdots \\ f_{203}(\mathbf{u}) &= [0 \ |u_2|^{200}u_2 \ |u_3|^{200}u_3 \ \cdots \ |u_{160}|^{200}u_{160} \ 0]^\top. \end{aligned}$$

Since the synthetic data Σ_{4401} was generated using Runge-Kutta approximation of a second order finite difference discretization of (V.1), there is some numerical noise induced in the synthetic signal due to floating point errors, in addition, for this experiment some pseudorandom noise with $\mathcal{O}(10^{-6})$ is added to the reference data Σ_{4401} to obtain a noisier version $\tilde{\Sigma}_{4401}$ of Σ_{4401} that has been recorded in²⁹ as `NoisyNLSEqData.csv` for future references.

Some reference data corresponding to the amplitude $|w|$ of w together with the predictions computed with the identified model are visualized in figure V.3.

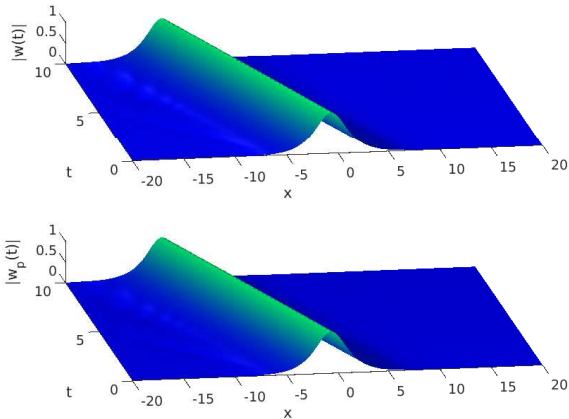


Figure V.3: Reference data amplitudes $|w(t)|$ (top). Predicted values of the amplitudes $|w_p(t)|$ (bottom).

The sparse identification of the signal data Σ_{4401} corresponding to the discretization (V.2) of (V.1) was also computed using standard SINDy and Douglas-Rachford sparse solvers as presented in implemented in⁵ and²⁵. The absolute prediction errors corresponding to the SDSI, SINDy and Douglas-Rachford solvers in the ℓ_∞ -norm are shown in figure V.4. The running times are documented in the table II.

Method	Running Time (seconds)
SDSI	0.122988
SINDy	0.258558
Douglas-Rachford	286.864170

Table II: Running time of the sparse identification methods

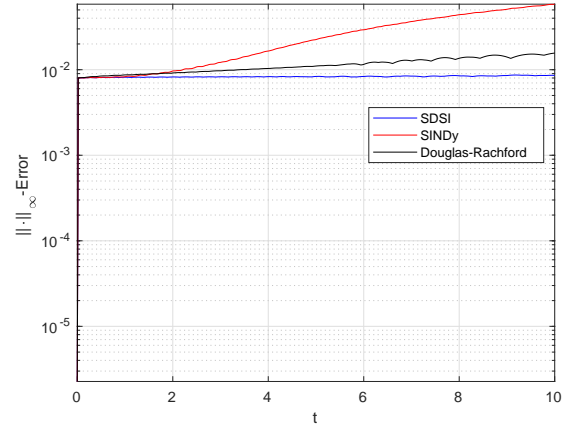


Figure V.4: Prediction errors in the ℓ_∞ -norm.

Let us write w_k to denote the k -component of the state vector $\mathbf{w}(t) \in \mathbb{C}^{161}$ determined by the expression $w_k = w(-20 + (k-1)h_x, th)$ for $h_x = 1/4$ and $h = 1/10$. The corresponding semi-discrete model will be

$$i\dot{w}_k = -32w_k + 16w_{k+1} + 16w_{k-1} + |w_k|^2w_k, 2 \leq k \leq 160$$

with $w_1 = w_{161} = 0$. The semi-discrete models identified by each method based on a set of 35 samples $\Sigma_{35} = \{\mathbf{w}(1), \dots, \mathbf{w}(35)\} \subset \Sigma_{4401}$ for each $2 \leq k \leq 160$ are documented in table III, for every model in the table $w_1 = w_{161} = 0$.

Method	Identified Model
SDSI	$i\dot{w}_k = (-31.8766 - 0.0276i)w_k + (15.9414 + 0.0211i)w_{k+1} + (15.9381 + 0.0059i)w_{k-1} + (0.9962 + 0.0008i) w_k ^2w_k$
SINDy	$i\dot{w}_k = (-31.8705 - 0.0646i)w_k + (15.9408 + 0.0390i)w_{k+1} + (15.9330 + 0.0231i)w_{k-1} + (-0.0340 + 0.1333i) w_k w_k + (2.8996 - 6.5725i) w_k ^2w_k + (-52.3400 + 160.4634i) w_k ^3w_k + (790.9174 - 2.2437 \times 10^3) w_k ^4w_k + (25 \text{ more terms})$
Douglas-Rachford	$i\dot{w}_k = (-29.0860 - 0.0599i)w_k + (14.5809 + 0.2070i)w_{k+1} + (14.5735 - 0.1480i)w_{k-1} + (0.9042 + 0.0012i) w_k ^2w_k + (0.0045 - 0.0002i) w_k ^3w_k$

Table III: Model Identified by each method

The computational setting used for this experiment is documented in the Matlab program `NLSESpModelID.m` in²⁹ that can be used to replicate this experiment.

2. Sparse identification of a network of nonlinear oscillators with symmetries

In this section a network of three coupled Duffing oscillators with the following configuration

$$\begin{aligned} \dot{x}_i &= y_i, \quad i \in \{1, 2, 3\} \\ \dot{y}_i &= \sigma y_j - x_i(\beta + \alpha^2 x_i) + \sum_{ij} \eta_{ij}(x_i - x_j), \quad i \in \{1, 2, 3\} \\ x_1(0) &= 8, x_2(0) = 7, x_3(0) = 4, \\ y_1(0) &= 15, y_2(0) = 14, y_3(0) = 9 \end{aligned} \quad (\text{V.3})$$

is identified, for $\alpha = 1, \beta = -36, \sigma = 0$ and with all the coupling strengths η_{ij} equal to $1/5$. The configuration of these experiment is based on the example II.2 considered in²⁴, an important part of the motivation for the study of this types of networks of oscillators comes from interesting applications in engineering and biological cybernetics like the ones presented in^{8, 23} and⁷. Since all the coupling strengths η_{ij} equal to $1/5$, as established in²⁴ the system (V.3) will be D_3 -equivariant, and for the configuration used for this experiment, the matrix representation of the corresponding group of symmetries $D_3 = \langle r, \kappa | r^3 = \kappa^2 = e, \kappa r \kappa = r^{-1} \rangle$ is determined by the following assignments.

$$\begin{aligned} r \mapsto r_\rho &= I_2 \otimes \begin{bmatrix} 0 & 1 & 0 \\ 0 & 0 & 1 \\ 1 & 0 & 0 \end{bmatrix} \\ \kappa \mapsto \kappa_\rho &= I_2 \otimes \begin{bmatrix} 1 & 0 & 0 \\ 0 & 0 & 1 \\ 0 & 1 & 0 \end{bmatrix} \end{aligned}$$

The synthetic signal used for sparse identification of (V.3) was computed with an adaptive fourth order Runge-Kutta scheme. The model was trained using the dictionary

$$\begin{aligned} f_1(x_1, x_2, x_3, y_1, y_2, y_3) &= (x_1, x_2, x_3, y_1, y_2, y_3) \\ f_2(x_1, x_2, x_3, y_1, y_2, y_3) &= (x_1^2, x_2^2, x_3^2) \\ f_3(x_1, x_2, x_3, y_1, y_2, y_3) &= (x_1^3, x_2^3, x_3^3) \\ &\vdots \\ f_9(x_1, x_2, x_3, y_1, y_2, y_3) &= (x_1^9, x_2^9, x_3^9) \end{aligned}$$

with 20% of the synthetic reference data.

The reference synthetic signal and the corresponding identified signals are illustrated in figure V.5

The prediction errors $\|\mathbf{x}(t) - \mathbf{x}_p(t)\|$, and the equivariance errors $\|F(r_\rho \mathbf{x}(t)) - r_\rho F(\mathbf{x}(t))\|$ and $\|F(\kappa_\rho \mathbf{x}(t)) - \kappa_\rho F(\mathbf{x}(t))\|$ of the identified right hand side F for a model $\dot{x} = F(x)$ of the form (V.3), for each discrete time index t are plotted in figure V.6.

The models identified by each method are documented in table IV.

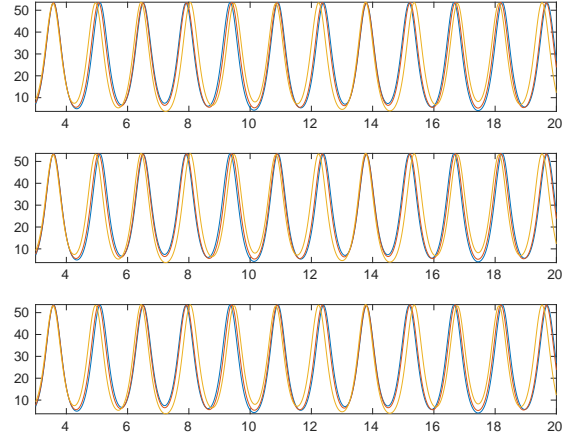


Figure V.5: Synthetic reference position signals (top). Signals identified by SDSI (middle). Signals identified by SINDy (bottom).

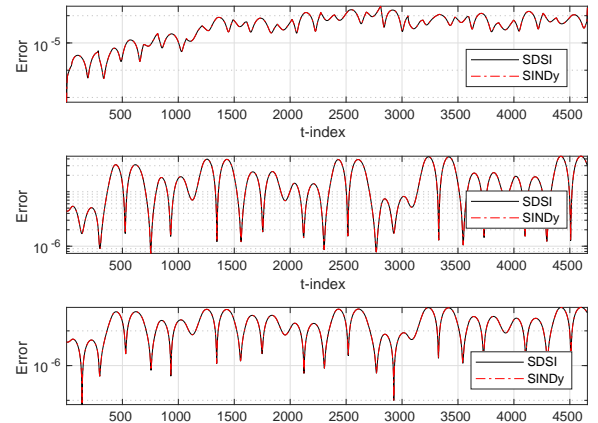


Figure V.6: Prediction errors (top). Equivariance errors for r_ρ (middle). Equivariance errors for κ_ρ (bottom).

Method	Identified Model
SDSI	$\dot{x}_1 = 0.99999992419860y_1,$
	$\dot{x}_2 = 0.99999992358200y_2,$
	$\dot{x}_3 = 0.99999992182884y_3,$
	$\dot{y}_1 = 36.399999678455494x_1$
	$-0.200001381665299x_2$
	$-0.199999513388808x_3$
	$-0.999999969696376x_1^2,$
	$\dot{y}_2 = -0.199999469429072x_1$
	$+36.399998021632314x_2$
	$-0.199999719964769x_3$
SINDy	$\dot{x}_1 = 0.99999992419860y_1,$
	$\dot{x}_2 = 0.99999992358200y_2,$
	$\dot{x}_3 = 0.99999992182883y_3,$
	$\dot{y}_1 = 36.399999678455423x_1$
	$-0.200001381665187x_2$
	$-0.199999513388848x_3$
	$-0.999999969696376x_1^2,$
	$\dot{y}_2 = -0.199999469429017x_1$
	$+36.399998021632094x_2$
	$-0.199999719964673x_3$

Table IV: Model Identified by each method

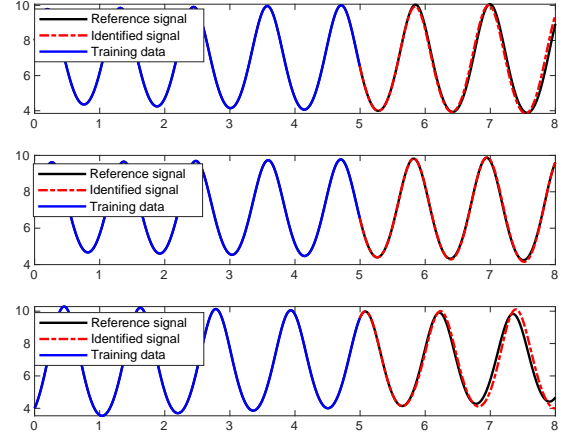
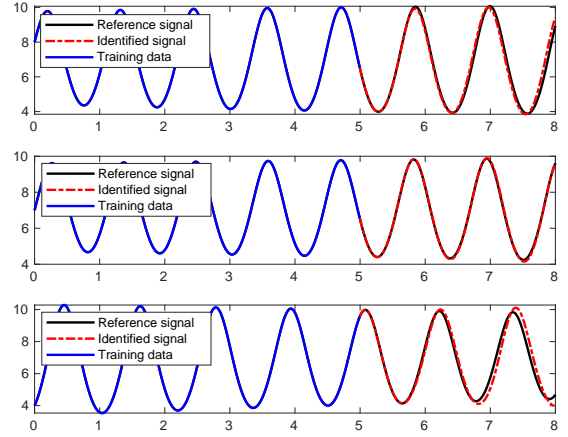
The running times for the computation of each model are documented in table V.

Method	Running Time (seconds)
SDSI	0.002407
SINDy	0.001376

Table V: Running times for the computation of the nonlinear model identifications.

Using the same data we can apply algorithm A.2 to compute a local linear model approximant for the model V.3. The identified signals computed using SDSI are shown in figure V.7 and the identified signals computed using SINDy are shown in figure V.8.

The sparsity patterns of the matrices of parameters identified by each method are shown in figure V.9.

Figure V.7: Signal identification computed with SDSI for: x_1 (top). x_2 (middle). x_3 (bottom).Figure V.8: Signal identification computed with SINDy for: x_1 (top). x_2 (middle). x_3 (bottom).

Let us set $\hat{r}_\rho = I_L \otimes r_\rho$ and $\hat{\kappa}_\rho = I_L \otimes \kappa_\rho$. The numerical errors corresponding to the symmetry constraints imposed to the matrices of parameters are documented in table VI.

Method	$\ \hat{r}_\rho A_T - A_T \hat{r}_\rho\ _F$	$\ \hat{\kappa}_\rho A_T - A_T \hat{\kappa}_\rho\ _F$
SDSI	$6.311151928321685 \times 10^{-16}$	0
SINDy	$9.138315630890346 \times 10^{-16}$	0

Table VI: Numerical errors corresponding to the symmetry preserving constraints.

The root mean square errors corresponding to the variables considered for the local linear model approximants are documented in table VII, and the running times corresponding to the computation of the local linear model approximants are documented in table VIII.

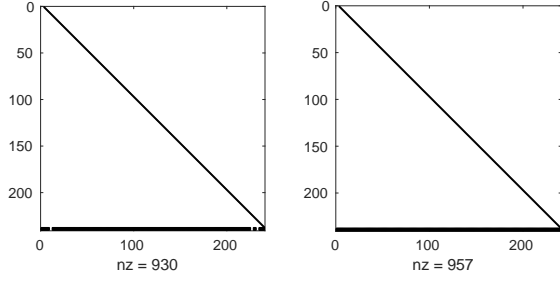


Figure V.9: Sparsity pattern of the matrix of parameters identified by: SDSI (left). SINDy (right).

Variable	RMSE (SDSI)	RMSE (SINDy)
x_1	0.153492169453791	0.154497134958370
x_2	0.032257712638561	0.032739961411393
x_3	0.227124393816712	0.227994328981342

Table VII: Root mean square errors corresponding to each method and variable.

Method	Running Time (seconds)
SDSI	0.095987
SINDy	0.420293

Table VIII: Running times for the computation of the local linear model approximant.

The computational setting used for the experiments performed in this section is documented in the Matlab programs `NLONetworkID.m` and `DuffingLTIModelID.m` in²⁹ that can be used to replicate these experiments.

3. Sparse identification of time series models for vortex shedding processes

Let us consider a Navier-Stokes nonlinear model of the form

$$\begin{aligned} \frac{\partial u}{\partial t} + u \cdot \nabla u - \nu \Delta u + \nabla p &= 0 \\ \nabla \cdot u &= 0 \end{aligned} \quad (\text{V.4})$$

under suitable geometric configuration and initial and boundary conditions that lead to vortex shedding. For this experiment, the sparse model identification process is based on the synthetic data recorded in the file `GFUdata.csv` included in²⁹ corresponding to a vortex shedding process, the synthetic data were generated using the program `navierstokes-tcsi.py`

included in²⁹ that is based on the Netgen/Python program `navierstokes.py` developed by J. Schöberl as part of the work initiated with²⁷.

The time series model identification based on the data $\Sigma_{502} = \{u_t\}_{t=1}^{502} \subset \mathbb{R}^{53770}$ recorded in `GFUdata.csv` is performed with a computational implementation of algorithm A.2 using the Matlab program `NSIdentifier.m` which estimates the number $\text{deg}_{9 \times 10^{-7}, \{I_{53770}\}}(\Sigma_{400})$ obtaining the value $\text{deg}_{9 \times 10^{-7}, \{I_{53770}\}}(\Sigma_{400}) = 1$, for this experiment we have that $\text{rk}_\delta(\mathcal{H}_1(\Sigma_{400})) = 354$, and the models are trained with the subsample $\Sigma_{354} = \{u_t\}_{t=1}^{354} \subset \Sigma_{400} \subset \Sigma_{502}$.

Since $d = 1$, the models can be computed using the reduced form

$$u_{k+1} = \mathcal{H}_1(\Sigma_{353}) A_{353}^k \hat{e}_{1,353}, \quad k \geq 1$$

with $\Sigma_{353} = \{u_t\}_{t=1}^{353}$, and only a matrix of parameters A_{353} is left to be identified. The matrix of parameters will be identified using the sparse solver `SpSolver.m` from the SDSI toolset based on algorithm A.1 and the sparse solver `SINDy.m` based on SINDy sparse regression algorithm introduced in⁵.

The sparsity patterns of the matrices of parameters identified by the Matlab programs `SpSolver.m` and `SINDy.m` are shown in figure V.10.

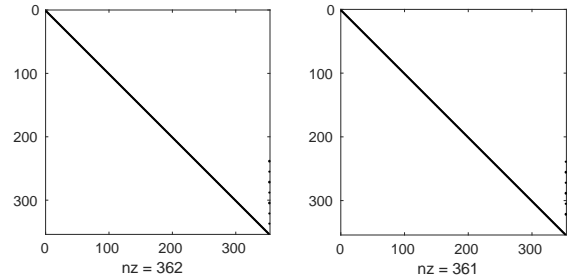


Figure V.10: Sparsity patterns of matrices of parameters identified by: SINDy solver (left) and SDSI solver (right).

The reference state u_{502} and the corresponding states predicted by SINDy and SDSI algorithms are shown in figure V.11. The prediction error estimates $\|\mathcal{H}_1(\Sigma_{502}) - \mathcal{H}_1(\hat{\Sigma}_{502})\|_F$ for the predicted states $\hat{\Sigma}_{502}$ computed with each method are documented in table IX, and the running times corresponding to the computation of the sparse representations of the matrices of parameters is documented in table X.

Method	$\ \mathcal{H}_1(\Sigma_{502}) - \mathcal{H}_1(\hat{\Sigma}_{502})\ _F$
SDSI	0.0057
SINDy	0.0072

Table IX: Prediction error estimates corresponding to each method.

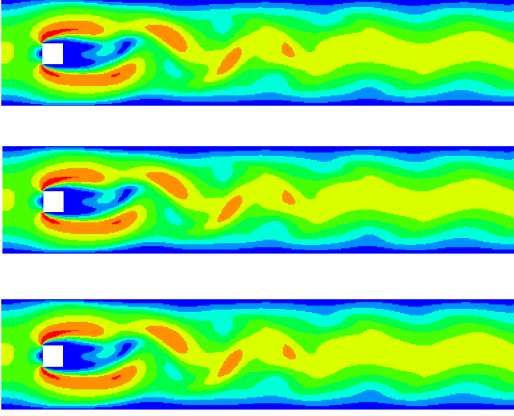


Figure V.11: Reference u_{502} state (top). Predicted \hat{u}_{502} state with SDSI (middle). Predicted \hat{u}_{502} state with SINDy (bottom).

Method	Running Time (seconds)
SDSI	1.371872
SINDy	6.017688

Table X: Running times for the computation of the local linear model approximant.

The computational setting used for this experiment is documented in the Matlab script `NSIdentifier.m` in²⁹. There are also Julia and Python versions of this script included in²⁹, but only the Matlab version was documented in this document as it is the fastest version of the algorithm A.2, probably due in part to the outstanding performance of the least squares solver implemented in Matlab via the `\` operator.

4. Sparse identification of a weather forecasting model

For this example we will use a subcollection of the weather time series dataset recorded by the Max Planck Institute for Biogeochemistry, that was collected between 2009 and 2016 and prepared by François Chollet for⁶. From the column T (degC) from this dataset a subsample $\Sigma_{8412} \subset \mathbb{R}$ uniformly sampled in time with 8412 elements has been extracted and recorded as `TemperatureData.csv` for future references as part of²⁹.

Using 50% of the data in Σ_{8412} we will now compute three weather forecasting models of the form

$$T_{k+1} = c_0 + c_1 T_k + c_2 T_{k-1} + \dots + c_L T_{k-L+1}$$

$$\approx c_0 + \mathcal{P}_L A_T^k \begin{bmatrix} T_1 \\ T_2 \\ \vdots \\ T_L \end{bmatrix}.$$

The first model will be computed with the function `AutoReg` from the module `statsmodels` from Python, the second model will be computed applying algorithm A.2

with the sparse solver `SINDy.m`, and the third model will be computed applying algorithm A.2 with the sparse solver `SpSolver.m`.

The reference signals, the predicted signals and the model parameters c_k computed with algorithm A.2 using `AutoReg` are shown in figure V.12. Since the model computed with

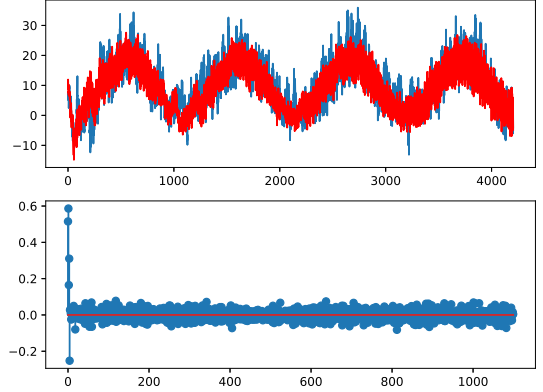


Figure V.12: Reference signal (blue line) and model prediction (red line) (top). Model parameters computed using `AutoReg`. (bottom).

`AutoReg` has 1100 nonzero coefficients, the recurrence relation corresponding to the model computed with `AutoReg` will not be written explicitly.

The reference signals, the predicted signals and the model parameters c_k computed with algorithm A.2 using `SINDy.m` are shown in figure V.13.

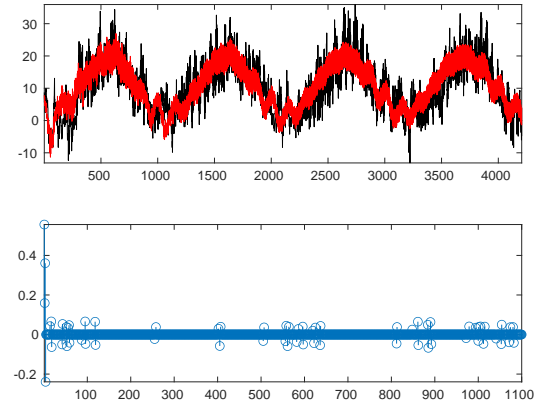


Figure V.13: Reference signal (black line) and model prediction (red line) (top). Model parameters computed using `SINDy.m` (bottom).

The reference signals, the predicted signals and the model parameters c_k computed with algorithm A.2 using `SpSolver.m` are shown in figure V.14.

Although the models computed with `SpSolver.m` and `SINDy.m`, both have only 63 nonzero parameters c_k , we will not write the recurrence relations corresponding to these models explicitly either.

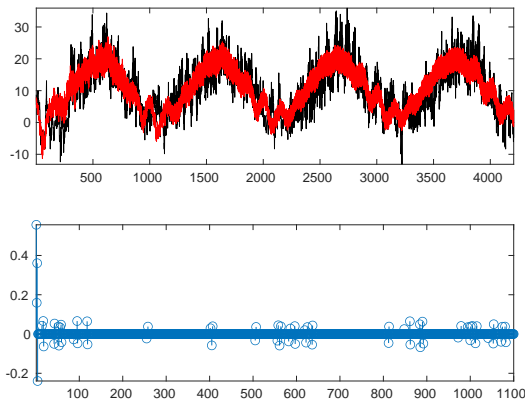


Figure V.14: Reference signal (black line) and model prediction (red line) (top). Model parameters computed using `SpSolver.m` (bottom).

The root mean square error estimates for each model are documented in table XI, and the running times corresponding to the computation of the model parameters is documented in table XII.

Method	RMSE
AutoReg	6.222
SINDy	5.8945
SDSI	5.8945

Table XI: Prediction error estimates corresponding to each method.

Method	Running Time (seconds)
AutoReg	1.0370969772338867
SINDy	0.896653
SDSI	0.562108

Table XII: Running times for the computation of the local linear model approximant.

The computational setting used for the experiments performed in this section is documented in the Matlab program `SpTSPredictor.m` and the Python program `TSPredictor.py` in²⁹, these programs can be used to replicate these experiments.

VI. CONCLUSION AND FUTURE DIRECTIONS

The results in §III and §IV in the form of algorithms like the ones described in §VA, can be effectively used for the sparse identification of dynamical models that can be used to compute data-driven predictive numerical simulations. As a consequence of theorem IV.2, it is possible to approach system identification problems as approximate matrix completion problems via low-rank matrix approximation, the cor-

responding connections with local low-rank matrix approximation in the sense of¹⁷ will be studied as part of the future directions of this research project.

As observed by Koch in¹⁶, when applying sparse system identification techniques like the ones presented in this document, arriving at a high-quality model will be strongly related with the choice of functions in the method's library, which may require expert knowledge or tuning, and this consideration aligns perfectly with the philosophy behind the development of the system identification technology presented as part of the results reported in this article.

Some applications of the algorithms in §VA to data-driven schemes that can be used in predictive simulation applied to inventory management and digital twins computation, will be presented in future communications.

Computational implementations of the the sparse solvers and identification algorithms presented in this document, along the lines of the computational implementations of SINDy and SINDy-PI developed by Kaherman, Kaiser, Kutz and Brunton combined with some of the ideas presented by Koch in¹⁶, will also be the subject of future communications.

The connections of the results in §IV to the solution of problems related to controllability and realizability of finite-state systems in classical and quantum information and automata theory, in the sense of^{1,3,4,28}, will be further explored.

Further applications of structure preserving system identification schemes to industrial automation and building information modeling (BMI) technologies, will be further explored.

ACKNOWLEDGMENT

The structure preserving matrix computations needed to implement the algorithms in §VA, were performed with Python 3.8.5, MATLAB R2021a (9.10.0.1602886) 64-bit (glnxa64), Julia 1.6.0 and Netgen/NGSolve 6.2, with the support and computational resources of the Scientific Computing Innovation Center (CICC-UNAH) of the National Autonomous University of Honduras.

I am grateful with Terry Loring, Stan Steinberg, Concepción Ferruffino, Marc Rieffel and Moody Chu for interesting conversations, that have been very helpful for the preparation of this document.

REFERENCES

- ¹A. M. Bloch, R. W. Brockett, and C. Rangan. Finite controllability of infinite-dimensional quantum systems. *IEEE Transactions on Automatic Control*, 55(8):1797–1805, Aug 2010.
- ²Christos Boutsidis and Malik Magdon-Ismail. A note on sparse least-squares regression. *Information Processing Letters*, 114(5):273–276, 2014.
- ³R. Brockett and A. Willsky. Finite group homomorphic sequential system. *IEEE Transactions on Automatic Control*, 17(4):483–490, August 1972.
- ⁴R. W. Brockett. Reduced complexity control systems. *IFAC Proceedings Volumes*, 41(2):1 – 6, 2008. 17th IFAC World Congress.
- ⁵Steven L. Brunton, Joshua L. Proctor, and J. Nathan Kutz. Discovering governing equations from data by sparse identification of nonlinear dynamical systems. *Proceedings of the National Academy of Sciences*, 113(15):3932–3937, 2016.

- ⁶Francois Chollet. *Deep Learning with Python*. Manning Publications Co., USA, 1st edition, 2017.
- ⁷J. J. Collins and I. N. Stewart. Coupled nonlinear oscillators and the symmetries of animal gaits. *Journal of Nonlinear Science*, 3(1), 1993.
- ⁸J. J. Collins and I. N. Stewart. Ca group-theoretic approach to rings of coupled biological oscillators. *Biological Cybernetics*, 71(2), 1994.
- ⁹D. L. Elliott. *Bilinear Control Systems Matrices in Action*, volume 169 of *Applied Mathematical Sciences*. Springer, 2009.
- ¹⁰M. Farhood and G. E. Dullerud. Lmi tools for eventually periodic systems. *Systems & Control Letters*, 47(5):417 – 432, 2002.
- ¹¹Marc Finzi, S. Stanton, Pavel Izmailov, and A. Wilson. Generalizing convolutional neural networks for equivariance to lie groups on arbitrary continuous data. In *ICML*, 2020.
- ¹²John E. Franke and James F. Selgrade. Attractors for discrete periodic dynamical systems. *Journal of Mathematical Analysis and Applications*, 286(1):64–79, 2003.
- ¹³Michael H. Freedman and William H. Press. Truncation of wavelet matrices: Edge effects and the reduction of topological control. *Linear Algebra and its Applications*, 234:1–19, 1996.
- ¹⁴Kadierdan Kaheman, J. Nathan Kutz, and Steven L. Brunton. Sindy-pi: a robust algorithm for parallel implicit sparse identification of nonlinear dynamics. *Proceedings of the Royal Society A: Mathematical, Physical and Engineering Sciences*, 476(2242):20200279, 2020.
- ¹⁵E. Kaiser, J. N. Kutz, and S. L. Brunton. Sparse identification of nonlinear dynamics for model predictive control in the low-data limit. *Proceedings of the Royal Society A: Mathematical, Physical and Engineering Sciences*, 474(2219):20180335, 2018.
- ¹⁶J. Koch. Data-driven modeling of nonlinear traveling waves. *Chaos: An Interdisciplinary Journal of Nonlinear Science*, 31(4):043128, 2021.
- ¹⁷Joonseok Lee, Seungyeon Kim, Guy Lebanon, Yoram Singer, and Samy Bengio. Llorma: Local low-rank matrix approximation. *J. Mach. Learn. Res.*, 17(1):442–465, January 2016.
- ¹⁸Terry A. Loring and Fredy Vides. Computing floquet hamiltonians with symmetries. *Journal of Mathematical Physics*, 61(11):113501, 2020.
- ¹⁹Ivan Markovsky, Jan C. Willems, Sabine Van Huffel, and Bart De Moor. *Exact and Approximate Modeling of Linear Systems*. Society for Industrial and Applied Mathematics, 2006.
- ²⁰V. Moskvina and K. M. Schmidt. Approximate projectors in singular spectrum analysis. *SIAM Journal on Matrix Analysis and Applications*, 24(4):932–942, 2003.
- ²¹J. L. Proctor, S. L. Brunton, and J. N. Kutz. Dynamic mode decomposition with control. *SIAM J Appl. Dyn. Syst.*, 15(1):142–161, 2016.
- ²²J. I. Ramos and F.R. Villatoro. The nonlinear schrödinger equation in the finite line. *Mathematical and Computer Modelling*, 20(3):31–59, 1994.
- ²³Fabio Della Rossa, Louis Pecora, Karen Blaha, Afroza Shirin, Isaac Klickstein, and Francesco Sorrentino. Symmetries and cluster synchronization in multilayer networks. *Nature Communications*, 11(1), 2020.
- ²⁴Anastasiya Salova, Jeffrey Emenheiser, Adam Rupe, James P. Crutchfield, and Raissa M. D’Souza. Koopman operator and its approximations for systems with symmetries. *Chaos: An Interdisciplinary Journal of Nonlinear Science*, 29(9):093128, 2019.
- ²⁵Hayden Schaeffer, Giang Tran, Rachel Ward, and Linan Zhang. Extracting structured dynamical systems using sparse optimization with very few samples. *Multiscale Modeling & Simulation*, 18(4):1435–1461, 2020.
- ²⁶P. J. Schmid. Dynamic mode decomposition of numerical and experimental data. *J. Fluid Mech.*, 656:5–28, 2010.
- ²⁷J. Schöberl. Netgen an advancing front 2d/3d-mesh generator based on abstract rules. *Computing and Visualization in Science*, 1:41–52, 1997.
- ²⁸D. C. Tarraf. An input-output construction of finite state ρ/μ approximations for control design. *IEEE Transactions on Automatic Control*, 59(12):3164–3177, Dec 2014.
- ²⁹F. Vides. SDSI: A toolset with matlab, python and julia programs for approximate sparse system identification, 2021. <https://github.com/FredyVides/SDSI>.
- ³⁰Rok Vrabič, John Ahmet Erkoyuncu, Peter Butala, and Rajkumar Roy. Digital twins: Understanding the added value of integrated models for through-life engineering services. *Procedia Manufacturing*, 16:139–146, 2018. Proceedings of the 7th International Conference on Through-life Engineering Services.
- ³¹Louise Wright and Stuart Davidson. How to tell the difference between a model and a digital twin. *Advanced Modeling and Simulation in Engineering Sciences*, 7(1), 2020.