

New adaptive synchronization algorithm for a general class of hyperchaotic complex-valued systems with unknown parameters and its application to secure communication

A. A.-H. Shoreh,^{1,2,*} N. V. Kuznetsov,^{1,3,4} and T. N. Mokaev¹

¹*Faculty of Mathematics and Mechanics, St. Petersburg State University, Peterhof, St. Petersburg, Russia*

²*Department of Mathematics, Faculty of Science, Al-Azhar University, Assiut, 71524, Egypt*

³*Faculty of Information Technology, University of Jyväskylä, Jyväskylä, Finland*

⁴*Institute for Problems in Mechanical Engineering RAS, Russia*

(Dated: May 18, 2021)

This report aims to study adaptive synchronization between a general class of hyperchaotic complex-valued systems with unknown parameters, which is motivated by extensive application areas of this topic in nonlinear sciences (e.g., secure communications, encryption techniques, etc.). Based on the complexity of hyperchaotic dynamical systems, which may be beneficial in secure communications, a scheme to achieve adaptive synchronization of a general class of hyperchaotic complex-valued systems with unknown parameters is proposed. To verify scheme's consistency, the control functions based on adaptive laws of parameters are derived analytically, and the related numerical simulations are performed. The complex-valued Rabinovich system describing the parametric excitation of waves in a magneto-active plasma is considered as an interesting example to study this kind of synchronization. A scheme for secure communication and improving the cryptosystem is proposed; the sketch is constructed to split the message and inject some bit of information signal into parameters modulation and the other bit into the transmitter system's states, which, in turn, complicates decryption task by intruders. Meanwhile, the information signal can be accurately retrieved at the receiver side by adaptive techniques and decryption function. Different types of encrypted messages are considered for testing the robustness of the proposed scheme (e.g., plain text and gray images with diverse scales of white Gaussian noise).

Keywords: Adaptive synchronization, complex-valued systems, chaos, hyperchaos, hidden attractors, secure communication

I. INTRODUCTION

Synchronization and control of chaotic dynamical systems are important topics in applied science owing to their vast application fields in physical systems, networks, image processing, secure communications, stock markets etc. (see e.g. [1–4]). Starting from the pioneering work of Pecora and Carroll [5], in which an effective technique to synchronize two identical chaotic systems with different starting points is proposed, diverse types of chaos synchronization methods have been discovered to synchronize chaotic systems, such as complete synchronization [6, 7], active control [8–10], lag synchronization [11, 12], sliding mode control [2], cluster synchronization [13], adaptive synchronization [14–16] and many more. Up to date, chaos synchronization has been studied in depth for dynamical systems described by real-valued variables. Meantime, in the applied science there are many problems, such as, e.g., problems of detuned laser optics, or baroclinic instability (see [17, 18]), which are described by complex-valued dynamical systems. Consideration of such systems in synchronization problems rather than real-valued ones and the related doubling of the number of variables may increase synchronization quality and efficiency, which, in turn, is crucial for many applications, such as, e.g., secure communication and cryptosystems design [19].

Many chaos synchronization methods are constructed using known parameters of systems, and the corresponding controllers can be easily derived. However, sometimes the parameters of systems in engineering applications may be uncertain

in advance and change over time [20–23]. So, it is more sensible to investigate synchronization and develop corresponding methods for such dynamical systems with unknown parameters. In [20], Mahmoud proposed a scheme to achieve adaptive synchronization for a class of hyperchaotic complex-valued systems with uncertain parameters, which can be written in a general form as follows:

$$\dot{x} = F(x)A + G(x), \quad (1)$$

where $x \in \mathbb{C}^n$ is a complex state vector, $F \in \mathbb{C}^{n \times n}$, A is a constant vector of system parameters that may be complex or real, $G \in \mathbb{C}^n$ is a continuous nonlinear vector function. Another scheme to realize adaptive dual synchronization of the same class (1) with uncertain parameters was proposed in [24]. Many complex-valued systems can be written in the form (1), for instance, the complex-valued Lorenz system [18], the complex-valued Lü system [25] and so on. Remark that for all systems in the form (1), the system's parameters associate with linear terms, and only in this case, the schemes in [20, 24] are applicable. Further, there is a class of complex-valued dynamical systems; the parameters are associate with linear and nonlinear terms and can't be written in the form (1). Therefore, in order to overcome these difficulties in this article we propose a general formula for the complex-valued systems as follows:

$$\dot{x} = F(x)A + G(x) + H(x)B, \quad (2)$$

where $x \in \mathbb{C}^n$ is the complex state vector, $F \in \mathbb{C}^{n \times n}$, A, B are constant vectors of system parameters that associate with linear and nonlinear terms, respectively, that may be complex or real, $G \in \mathbb{C}^n$ is continuous vector function, $H \in \mathbb{C}^{n \times n}$. Note that if $B = 0$, we get the formula (1). Thus, our aim in this

* Corresponding author: ahmed.shoreh@yahoo.com

work is to design a general scheme to achieve adaptive synchronization with entirely unknown parameters applicable for systems (2).

Chaotic (hyperchaotic) systems play a significant role in secure communication systems due to their complicated behaviors and sensitive dependence on initial conditions. Numerous schemes of chaotic (hyperchaotic)-based secure communication systems are proposed in the literature. The ideas of their techniques are follows: some schemes are designed to send the information signal between the transmitter and the receiver through one public channel, and the message by suitable encryption function is injected into the states of the transmitter (see e.g., [26–29]); other ones use the same algorithm, but instead of one public channel there are two channels: one to send the states of the transmitter system, and the second one to transmit the information-bearing signal. To get rapid synchronization and more security (see e.g., [10, 12, 30]). Further, rather than inserting the message into the states of the transmitter, another type of scheme is designed, where the message is injected into the parameters of the transmitter, and by the adaptive laws of parameters the message can be recovered (see e.g., [24, 31]).

In this article, we propose a novel hyperchaotic-based secure communication scheme. The scheme is designed to split the information signal and distribute it between two channels, which increases the security of the communication system and complicates the decryption task by intruders. Some bit of information signal is injected into parameters modulation and transmitted through one of the two channels; meanwhile, the other bit is injected into the transmitter states and sent over the second channel. At the receiver side, the information signal can be accurately retrieved by adaptive techniques and a decryption function. The proposed scheme is robust for diverse scales of white Gaussian noise, which will be demonstrated below.

Another feature, which plays an important role in the quality of secure communication, is related to the questions of how nontrivial is the dynamics possessed by the system and how difficult it is to localize attractors in it (see e.g., [32]). To localize an attractor numerically, one needs to examine its basin of attraction and select an initial point in it. If the basin of attraction for a specific attractor is connected with the unstable manifold of an unstable equilibrium, then the localization procedure is rather simple. From this perspective, the following classification of attractors is suggested [33–36]: an attractor is called a hidden attractor if its basin of attraction doesn't intersect with any small open neighborhood of an equilibrium point; otherwise, it is called a self-excited attractor. For instance, hidden attractors are periodic or chaotic attractors in systems without equilibria, either with only one stable equilibrium, or with the coexistence of attractors in multistable engineering systems. In general, localization of hidden attractors could be a challenging task, which requires developing of special analytical-numerical procedures [34].

In this article, a new scheme to achieve adaptive synchronization for a class of hyperchaotic complex-valued systems with unknown parameters is proposed. Based on this kind of synchronization, a novel scheme for secure communication

with improved a new cryptosystem is organised and tested on the basis of the complex-valued Rabinovich system.

II. ADAPTIVE SYNCHRONIZATION FOR A GENERAL CLASS OF HYPERCHAOTIC COMPLEX-VALUED SYSTEMS WITH UNKNOWN PARAMETERS

In this section, we design a scheme to derive the control functions to achieve adaptive synchronization between two identical complex-valued systems with entirely unknown parameters. Suppose the drive and response systems in the matrix form read:

$$\dot{x} = F(x)A + G(x) + H(x)B, \quad (3)$$

$$\dot{y} = F(y)\hat{A} + G(y) + H(y)\hat{B} + \theta(x, y), \quad (4)$$

where $x, y \in \mathbb{C}^n$ are the complex state vectors, $F \in \mathbb{C}^{n \times n}$, A, B are constant vectors of system parameters, $G \in \mathbb{C}^n$ is a continuous vector function, $H \in \mathbb{C}^{n \times n}$, $\theta : \mathbb{C}^n \times \mathbb{C}^n \rightarrow \mathbb{C}^n$ is control vector function of the response system (4), the parameters modulation \hat{A}, \hat{B} are defined as follows: $e_A = \hat{A} - A$, $e_B = \hat{B} - B$. The error can be written as

$$e(t) = y(t) - x(t). \quad (5)$$

Definition 1. *The derive system (3) and response system (4) achieve adaptive synchronization if*

$$\lim_{t \rightarrow \infty} \|e(t)\| = \lim_{t \rightarrow \infty} \|y(t) - x(t)\| = 0.$$

We will derive an appropriate control to achieve adaptive synchronization between systems (3) and (4).

Theorem 1. *Adaptive synchronization between the derive system (3) and the response system (4) will achieve if the control vector function is designed as follows:*

$$\theta(x, y) = [F(x) - F(y)]A + G(x) - G(y) + [H(x) - H(y)]B - K_1 e - K_2 e_A - K_3 e_B, \quad (6)$$

where $K_1 = \text{diag}(k_{11}, k_{12}, \dots, k_{1n})$, $K_2 = \text{diag}(k_{21}, k_{22}, \dots, k_{2n})$, $K_3 = \text{diag}(k_{31}, k_{32}, \dots, k_{3n})$ are positive definite diagonal gain matrices, and the updating of the parameters modulation are chosen as

$$\dot{e}_A = \dot{\hat{A}} = -(F(y))^* e + K_2 e, \quad (7)$$

$$\dot{e}_B = \dot{\hat{B}} = -(H(y))^* e + K_3 e. \quad (8)$$

Proof. The derivative of the synchronization error (5) to the time reads:

$$\dot{e}(t) = \dot{y}(t) - \dot{x}(t). \quad (9)$$

From (3) and (4), we obtain

$$\begin{aligned} \dot{e}(t) = & [F(y) - F(x)]A + F(y)e_A + G(y) - G(x) \\ & + [H(y) - H(x)]B + H(y)e_B + \theta. \end{aligned} \quad (10)$$

Define the following Lyapunov function:

$$V(\chi) = \frac{1}{2} \left(e^* e + e_A^* e_A + e_B^* e_B \right), \quad (11)$$

where $\chi = (e, e_A, e_B)$.

The time derivative of V is

$$\dot{V}(\chi) = \frac{1}{2} \left(e^* \dot{e} + \dot{e}^* e + e_A^* \dot{e}_A + \dot{e}_A^* e_A + e_B^* \dot{e}_B + \dot{e}_B^* e_B \right). \quad (12)$$

Substituting (6), (7), (8) and (10) in (12), we get

$$\begin{aligned} \dot{V}(\chi) = & \frac{1}{2} \left(e^* (F(y) - F(x))A + e^* F(y)e_A + e^* (G(y) - G(x)) \right. \\ & + e^* (H(y) - H(x))B + e^* H(y)e_B + e^* (F(x) - F(y))A \\ & + e^* (G(x) - G(y)) + e^* (H(x) - H(y))B - e^* K_1 e - e^* K_2 e_A \\ & - e^* K_3 e_B + A^* (F(y) - F(x))^* e + e_A^* (F(y))^* e + (G(y) - G(x))^* e \\ & + B^* (H(y) - H(x))^* e + e_B^* (H(y))^* e + A^* (F(x) - F(y))^* e \\ & + (G(x) - G(y))^* e + B^* (H(x) - H(y))^* e - e^* K_1 e - e_A^* K_2 e \\ & - e_B^* K_3 e - e_A^* (F(y))^* e + e_A^* K_2 e - e^* (F(y))e_A + e^* K_2 e_A \\ & \left. - e_B^* (H(y))^* e + e_B^* K_3 e - e^* (H(y))e_B + e^* K_3 e_B \right), \quad (13) \end{aligned}$$

then we have

$$\dot{V}(\chi) = -e^* K_1 e. \quad (14)$$

Since K_1 is a positive definite matrix then $e^* K_1 e > 0$. Hence, $\dot{V} < 0$. It is obvious that $V(\chi)$ is positive definite, $\dot{V}(\chi)$ is negative definite and $V(\chi) \rightarrow \infty$ as $\chi \rightarrow \infty$. According to the Lyapunov stability theory, the error $\chi = (e, e_A, e_B)$ is asymptotically stable i.e., $(e, e_A, e_B) \rightarrow 0$ as $t \rightarrow \infty$. This completes the proof. \square

III. THE HYPERCHAOTIC COMPLEX-VALUED RABINOVICH SYSTEM AND ITS DYNAMICS

The complex-valued Rabinovich system describing the parametric excitation of waves in a magneto-active plasma can be written as follows [37]:

$$\begin{cases} \dot{x} = -\nu x + yx^* + zy^*, \\ \dot{y} = \alpha y - x^2 + 2x^*z - \beta|y|^2y, \\ \dot{z} = \gamma z - 3xy - \beta|z|^2z, \end{cases} \quad (15)$$

where $x = x_1 + ix_2$, $y = x_3 + ix_4$, $z = x_5 + ix_6$, $i = \sqrt{-1}$, a "star" superscript denotes the complex conjugate of a variable and $\nu, \alpha, \beta, \gamma$ are real parameters. By equating real and imaginary parts of (15), we obtain the following real-valued autonomous system:

$$\begin{cases} \dot{x}_1 = -\nu x_1 + x_1 x_3 + x_2 x_4 + x_3 x_5 + x_4 x_6, \\ \dot{x}_2 = -\nu x_2 + x_1 x_4 - x_2 x_3 + x_3 x_6 - x_4 x_5, \\ \dot{x}_3 = \alpha x_3 + (x_2^2 - x_1^2) - 2(x_1 x_5 + x_2 x_6) - \beta x_3 (x_3^2 + x_4^2), \\ \dot{x}_4 = \alpha x_4 - 2x_1 x_2 + 2(x_1 x_6 - x_2 x_5) - \beta x_4 (x_3^2 + x_4^2), \\ \dot{x}_5 = \gamma x_5 - 3(x_1 x_3 - x_2 x_4) - \beta x_5 (x_5^2 + x_6^2), \\ \dot{x}_6 = \gamma x_6 - 3(x_1 x_4 + x_2 x_3) - \beta x_6 (x_5^2 + x_6^2). \end{cases} \quad (16)$$

Equating all equations in (16) with zero, we get $S_0 = (0, 0, 0, 0, 0, 0)$ is the only equilibrium point. The characteristic polynomial of the Jacobian matrix at S_0 is:

$$(v + \lambda)^2 (\alpha - \lambda)^2 (\gamma - \lambda)^2 = 0. \quad (17)$$

For $v > 0$, $\alpha < 0$, $\gamma < 0$, all eigenvalues of the characteristic polynomial (17) are negative; thus, the equilibrium S_0 is stable and otherwise is unstable.

For $v = -0.03$, $\alpha = 0.5$, $\beta = 0.001$, $\gamma = 0.11$, S_0 is unstable and system (16) exhibits a hyperchaotic self-excited attractor as shown in Fig 1. Using the following adaptive algorithm [38], it is possible to estimate the corresponding finite-time local Lyapunov exponents on the time interval $[0, 100]$ and initial point $(0.01, 0.01, 0.01, 0.01, 0.01, 0.01)$: $LE_1 = 2.5124, LE_2 = 0.1533, LE_3 = 0.0571, LE_4 = -0.0089, LE_5 = -0.4718, LE_6 = -2.5927$ (see Fig. 2) and the finite-time local Lyapunov dimension is $LD = 5.8648$.

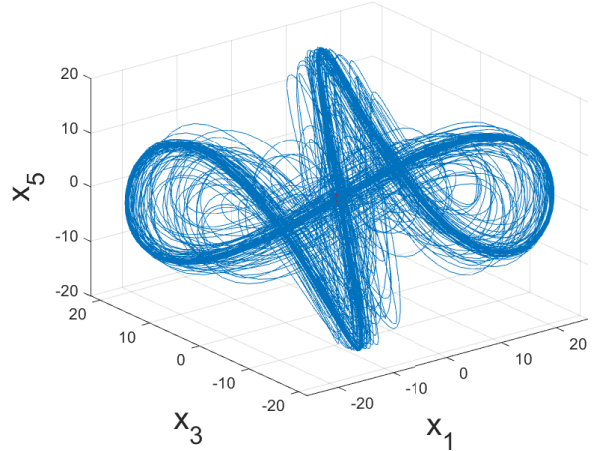


Figure 1. Visualization in projection (x_1, x_3, x_5) of hyperchaotic self-excited attractor of system (16) with $v = -0.03$, $\alpha = 0.5$, $\beta = 0.001$, $\gamma = 0.11$ (self-excited with respect to the unstable zero equilibrium S_0).

Since, currently, there are no results about dissipativity in the sense of Levinson and any criteria of global stability (see e.g. [35]) for system (15), the question of the existence of hidden attractors in system (15) is still open.

Further, we will use complex-valued Rabinovich system (15) for implementation of the new adaptive synchronization scheme with unknown parameters described above (see Eqs. (3)-(4), (6)). System (15) is not an artificial (man-made) one, it has a strong physical meaning and possesses a rich dynamics with possible chaotic or hyperchaotic attractors, which may be beneficial in the problems of synchronization and secure communication. Moreover, the structure of system (15) fits the design of the proposed synchronization scheme (see Eqs. (3)-(4)) and is applicable to verify its efficiency. However, system (15) is considered here just as an example, and other complex-valued systems can be similarly studied.

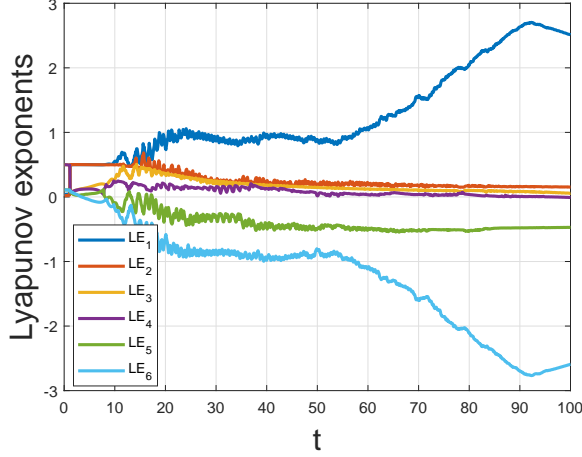


Figure 2. Finite-time local Lyapunov exponents on the time interval $[0, 100]$ of system (16) with $\nu = -0.03$, $\alpha = 0.5$, $\beta = 0.001$ $\gamma = 0.11$.

IV. ADAPTIVE SYNCHRONIZATION OF TWO IDENTICAL HYPERCHAOTIC COMPLEX-VALUED RABINOVICH SYSTEMS WITH UNKNOWN PARAMETERS

In this section, we apply our scheme to achieve adaptive synchronization between two identical hyperchaotic complex-valued Rabinovich systems with unknown parameters. The drive and the response systems can be defined as follows:

$$\begin{cases} \dot{x}_d = -\nu x_d + y_d x_d^* + z_d y_d^*, \\ \dot{y}_d = \alpha y_d - x_d^2 + 2x_d^* z_d - \beta |y_d|^2 y_d, \\ \dot{z}_d = \gamma z_d - 3x_d y_d - \beta |z_d|^2 z_d, \end{cases} \quad (18)$$

and

$$\begin{cases} \dot{x}_r = -\hat{\nu} x_r + y_r x_r^* + z_r y_r^* + \theta_1, \\ \dot{y}_r = \hat{\alpha} y_r - x_r^2 + 2x_r^* z_r - \hat{\beta} |y_r|^2 y_r + \theta_2, \\ \dot{z}_r = \hat{\gamma} z_r - 3x_r y_r - \hat{\beta} |z_r|^2 z_r + \theta_3, \end{cases} \quad (19)$$

where $\theta_1, \theta_2, \theta_3$ are complex control functions. Here we use the subscript d and r for the drive and the response systems, respectively.

Remark that the complex-valued Rabinovich systems (18) and (19) can't be written in the form (1) to attain adaptive synchronization with entirely unknown parameters. However, it is possible to write the drive system (18) in the form (2) such that: $\mathbf{x} = (x_d, y_d, z_d)^T = (x_1 + ix_2, x_3 + ix_4, x_5 + ix_6)^T$, $A = (\nu, \alpha, \gamma)^T$, $B = (0, \beta, \beta)^T$,

$$F(\mathbf{x}) = \begin{pmatrix} -x_d & 0 & 0 \\ 0 & y_d & 0 \\ 0 & 0 & z_d \end{pmatrix}, G(\mathbf{x}) = \begin{pmatrix} y_d x_d^* + z_d y_d^* \\ -x_d^2 + 2x_d^* z_d \\ -3x_d y_d \end{pmatrix},$$

$$H(\mathbf{x}) = \begin{pmatrix} 0 & 0 & 0 \\ 0 & -|y_d|^2 y_d & 0 \\ 0 & 0 & -|z_d|^2 z_d \end{pmatrix}.$$

In the same way, we can write the response system (19) in the form (4) such that: $\mathbf{y} = (x_r, y_r, z_r)^T = (y_1 + iy_2, y_3 + iy_4, y_5 + iy_6)^T$, $\hat{A} = (\hat{\nu}, \hat{\alpha}, \hat{\gamma})^T$, $B = (0, \hat{\beta}, \hat{\beta})^T$, $\theta = (\theta_2, \theta_2, \theta_3)^T$,

$$F(\mathbf{y}) = \begin{pmatrix} -x_r & 0 & 0 \\ 0 & y_r & 0 \\ 0 & 0 & z_r \end{pmatrix}, G(\mathbf{y}) = \begin{pmatrix} y_r x_r^* + z_r y_r^* \\ -x_r^2 + 2x_r^* z_r \\ -3x_r y_r \end{pmatrix},$$

$$H(\mathbf{y}) = \begin{pmatrix} 0 & 0 & 0 \\ 0 & -|y_r|^2 y_r & 0 \\ 0 & 0 & -|z_r|^2 z_r \end{pmatrix}.$$

Using Theorem 1, the control functions (6) can be written as follows:

$$\begin{aligned} \theta(\mathbf{x}, \mathbf{y}) = & \left(\nu(x_r - x_d) + (y_d x_d^* + z_d y_d^* - y_r x_r^* - z_r y_r^*) + \varphi_1, \right. \\ & \alpha(y_d - y_r) - (x_d^2 - 2x_d^* z_d + \beta |y_d|^2 y_d - x_r^2 + 2x_r^* z_r - \beta |y_r|^2 y_r) + \varphi_2, \\ & \left. \gamma(z_d - z_r) - (3x_d y_d + \beta |z_d|^2 z_d - 3x_r y_r - \beta |z_r|^2 z_r) + \varphi_3 \right)^T, \end{aligned} \quad (20)$$

where $\varphi_1 = -k_{11}(e_1 + ie_2) - k_{21}(e_{A_1} + ie_{A_2}) - k_{31}(e_{B_1} + ie_{B_2})$, $\varphi_2 = -k_{12}(e_3 + ie_4) - k_{22}(e_{A_3} + ie_{A_4}) - k_{32}(e_{B_3} + ie_{B_4})$ and $\varphi_3 = -k_{13}(e_5 + ie_6) - k_{23}(e_{A_5} + ie_{A_6}) - k_{33}(e_{B_5} + ie_{B_6})$.

Consider the following values of system parameters: $\nu = -0.03$, $\alpha = 0.5$, $\beta = 0.001$ $\gamma = 0.11$. For these parameters, system (18) exhibits self-excited hyperchaotic attractor (see Fig. 1). In order to establish the validity of the controller (20), we choose the control gain matrices as follows: $K_1 = \text{diag}(66, 55, 77)$, $K_2 = \text{diag}(13, 12, 15)$, $K_3 = \text{diag}(15, 15, 59)$. Derive system(18) and response system(19) with the controllers (20) are solved numerically. Fig. 3 shows the solutions of (18) and (19) with the initial conditions $x(0) = (1 + i, 1 + i, 1 + i)^T$ and $y(0) = (3 + 3i, 3 + 3i, 3 + 3i)^T$. In Fig. 4a, one sees that adaptive synchronization error $e(t)$ converges to zero and synchronization is achieved after a short time $t = T_s (T_s = 13s)$. From Figs 4b and 4c, it is evident that the parameters modulation errors e_A and e_B approach zero. Thus, the estimation of unknown parameters $(\hat{\nu}, \hat{\alpha}, \hat{\beta}, \hat{\gamma})$ converge to $(\nu, \alpha, \beta, \gamma) = (-0.03, 0.5, 0.001, 0.11)$ (see Fig. 5).

V. APPLICATION TO SECURE COMMUNICATIONS

In this section, we propose a novel scheme for secure communications based on the adaptive synchronization of hyperchaotic systems with uncertain parameters. In general, existing communication schemes are designed by injection of the message into chaotic states (chaotic masking) [26–29], or parameters of the transmitter system (parameters modulation) [24, 31] of the transmitter. The new scheme is built to split the message and inject some bit of information signal into parameter modulation and the other bit into the transmitter states, which improve the security of communication system and complicates decryption task by meddlers. The diagram of the scheme is shown in Fig. 6. The scheme consists of the following elements:

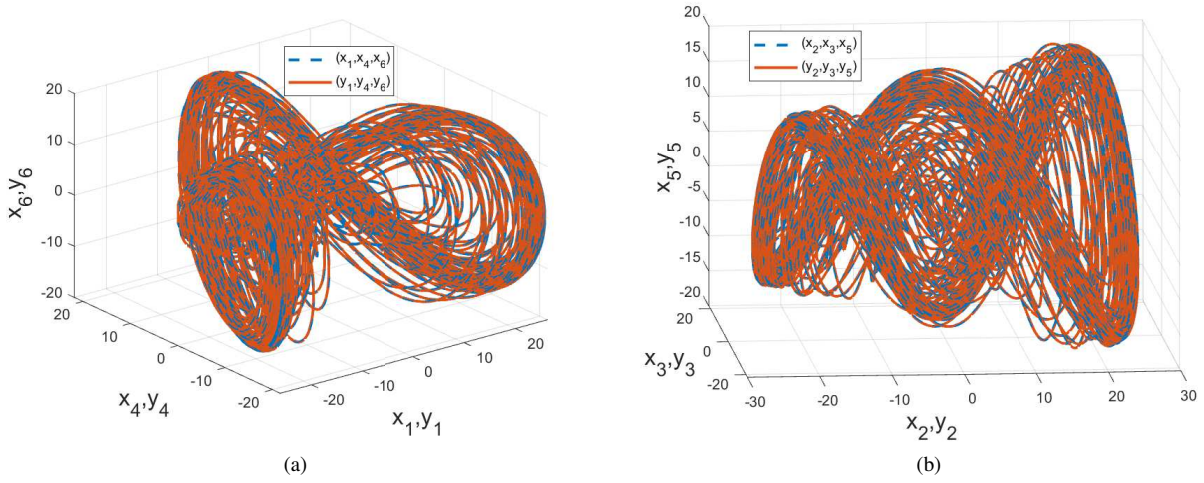
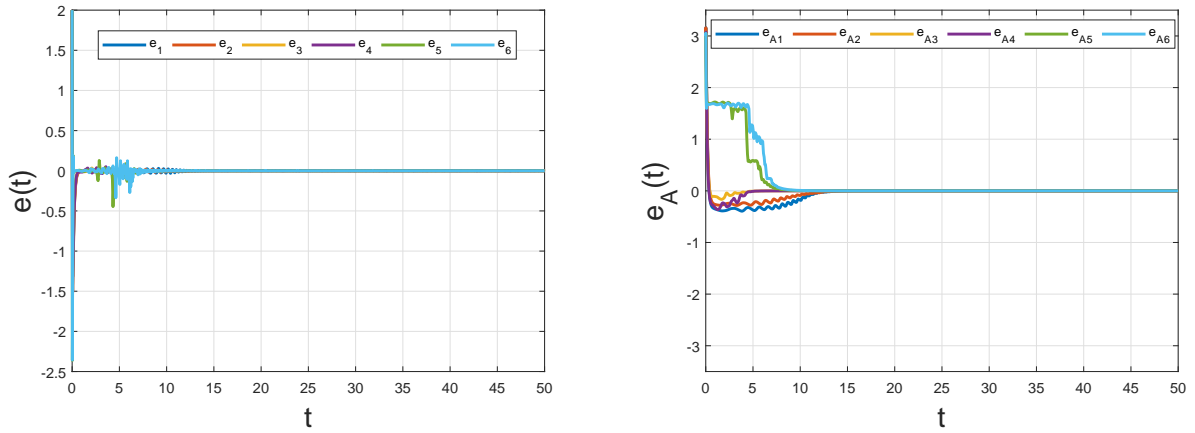
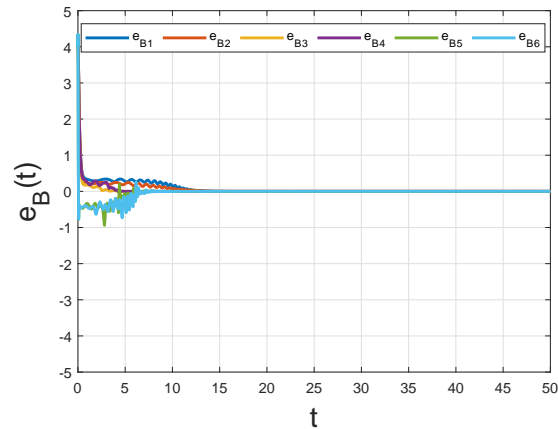


Figure 3. Adaptive synchronization of self-excited hyperchaotic attractors of systems (18) and (19), for $\nu = -0.03$, $\alpha = 0.5$, $\beta = 0.001$ $\gamma = 0.11$.



(a) The error between the derive (18) and the response (19) systems described by the solutions of system (10). (b) The error of the parameters estimation \hat{A} described by the solutions of system (7).



(c) The error of the parameters estimation \hat{B} described by the solutions of system (8).

Figure 4. Evolution of errors over the time.

• Hyperchaotic transmitter and receiver systems, which generate the pseudo-states variables $x(t) \in \mathbb{C}^n$ and

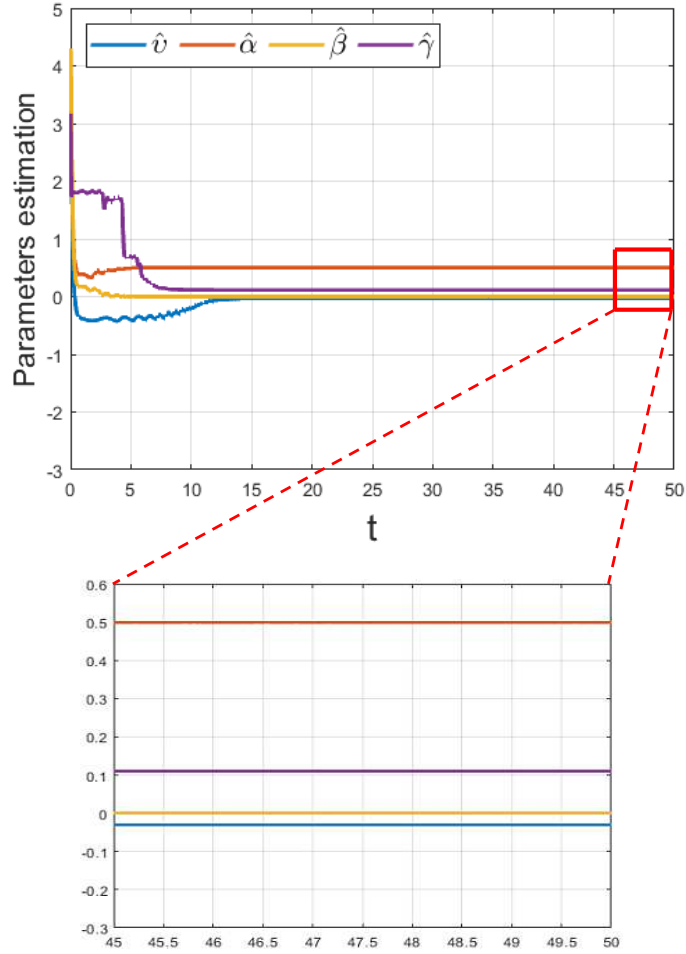


Figure 5. Estimation of unknown parameters (\hat{v} , $\hat{\alpha}$, $\hat{\beta}$, $\hat{\gamma}$).

$y(t) \in \mathbb{C}^n$, respectively.

- Splitting block: the message signal $S(t)$ is divided into two vectors of bits S_1 and S_2 to distribute it over two channels.
- Parameters modulation block: the first part of the message $S_1(t)$ by a continuous invertible function ϕ_1 is modulated into the parameters of the transmitter.
- Hyperchaotic masking block: the second part of the message signal $S_2(t)$ to be encrypted is injected into a non-linear function $\phi_2 : \mathbb{R}^n \times \mathbb{R} \rightarrow \mathbb{R}$ that is continuous in its first argument $x \in \mathbb{R}^n$ and satisfies the following property: for all fixed pair of $(x, S_2) \in \mathbb{R}^n \times \mathbb{R}$, there is a unique function $\psi_2 : \mathbb{R}^n \times \mathbb{R} \rightarrow \mathbb{R}$ that is continuous in its first argument $x \in \mathbb{R}^n$, such that $\psi_2(x, \phi_2(x, S_2)) = S_2$. The encryption function ϕ_2 is built in terms of the hyperchaotic states. The result is a signal $S_{2e}(t)$ containing the message part that is sent over one of the chan-

nels.

- Channels: two channels transmit the hyperchaotic-state signals which contain the parameters modulation and the encrypted information-bearing signal S_{2e} .
- Synchronization block: for the receiver side of the communication system, a synchronization block is implemented to retrieve the hyperchaotic pseudo-state signals and provide the necessary information for the decryption.
- Adaptive controllers block: in the receiver side the adaptive controllers are built to trace the parameters of the transmitter system. After synchronization is realized the decryption function ψ_1 can be utilized to recover the first part of the transmitted message S_{1d} .
- Hyperchaotic decryption block: the masked message $S_{2e}(t)$ is decrypted by using a nonlinear function $S_{2d}(t) = \psi_2(y(t), S_{1e}(t))$. In this case, $y(t)$ after a spe-

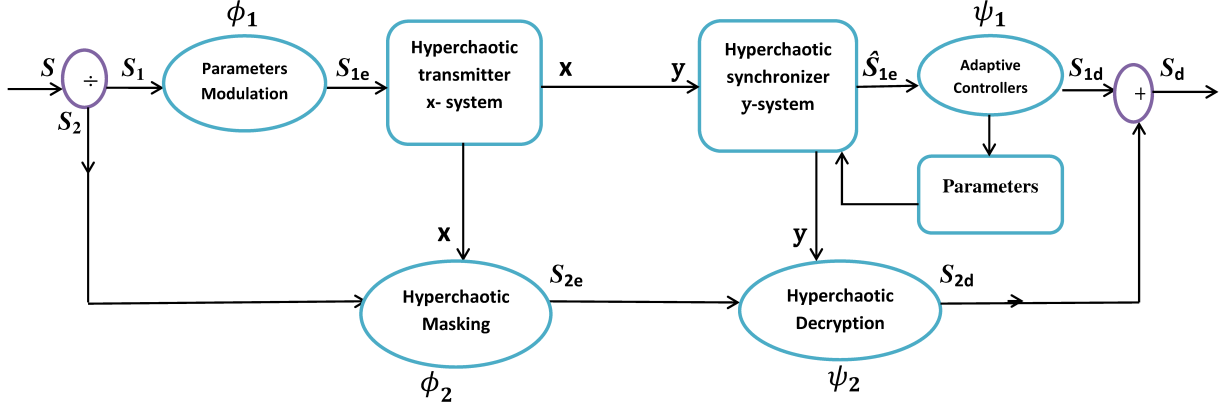


Figure 6. Hyperchaotic secure-communication scheme.

cific time $t = T_s$ is the estimation of the hyperchaotic state $x(t)$ generated by the synchronization block.

- Gathering block: by combining the two information signals S_{1d} and S_{2d} , we get the whole decrypted message S_d .

Unlike other schemes which could be inaccurate due to lack of robustness and security (see e.g., [39, 40]), the proposed secure communication scheme is robust against the infiltration attempt by intruders because it must precisely identify the following information to decrypt the message successfully:

1. which part of the information bit is injected into the transmitter's parameters, and which part is inserted into hyperchaotic states of the transmitter;
2. which channel is used to transmit the transmitter's hyperchaotic signals with parameters modulation, and which one to send the hyperchaotic masked message part;
3. which parameters are utilized for parameters modulation of the transmitter;
4. on which basis of attractor, the hyperchaotic encryption was organized. For this task, the presence of multi-stability in the system and hidden attractors will significantly complicate decrypting;
5. the constructed functions for parameters modulation and hyperchaotic masking;
6. the adaptive laws of controllers (one of the most critical information to know).

Remark 1. *The proposed secure communication scheme is built based on the technique of adaptive synchronization with unknown parameters, which is a tricky task for implementation and, in turn, leads to more security [20–22].*

Remark 2. *Using synchronization in communication systems is fundamental since it leads to recovering basis function(s) in coherent correlation receivers (see e.g., [41, 42]).*

To illustrate secure communication scheme the complex-

valued Rabinovich system is considered and the numerical results are executed in MATLAB. The transmitter is the implementation of (3) which generates the states $(x_1 + ix_2, x_3 + ix_4, x_5 + ix_6)^T$ and the receiver is the implementation of (4) which generates the states $(y_1 + iy_2, y_3 + iy_4, y_5 + iy_6)^T$. As indicated in Fig. 3, derive system (3) and response system (4) for $v = -0.03$, $\alpha = 0.5$, $\beta = 0.001$, $\gamma = 0.11$ exhibit hyperchaotic self-excited attractors. The adaptive synchronization is achieved after $t = T_s$ ($T_s = 13s$) if the control functions are chosen in the form (20) (see Fig. 4a). To demonstrate the robustness of our scheme, the message $S(t)$ is selected in two forms of plain text and gray image with diverse scales of white Gaussian noise.

A. Single parameter modulation and hyperchaotic masking for a plain text encryption

The first type of the message $S(t)$ is a plain text which may contain alphabets, symbols, numbers, and spaces. To convert this text message into a vector of numbers, we use the package "double" in MATLAB software. Suppose $S = [s_1, s_2, \dots, s_m, s_{m+1}, s_{m+2}, \dots, s_n]$, according to the proposed scheme, this vector of numbers is split into two vectors $S_1 = [s_1, s_2, \dots, s_m]$ and $S_2 = [s_{m+1}, s_{m+2}, \dots, s_n]$. The first vector S_1 by the following parameters modulation function is injected into the parameters of the transmitter:

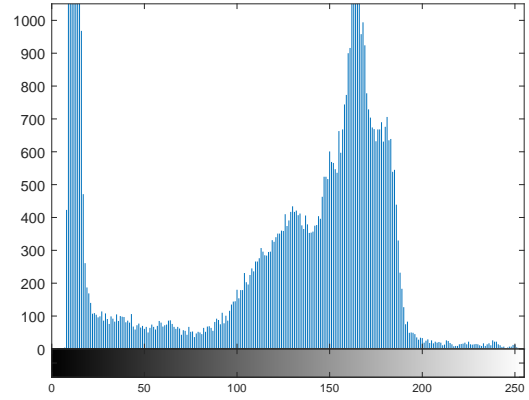
$$S_{1e} = \phi_1(\{A, B\}, S_1) = \frac{S_1}{10d} + \gamma, \quad (21)$$

where $d = \max(S(j)) - \min(S(j))$, $j = 1, 2, \dots, n$, $\gamma = 0.11$. For the second part of the message, S_2 is injected into the hyperchaotic states of the transmitter system using the following function:

$$S_{2e} = \phi_2(x, S_2) = x_6^2 + (1 + x_6^2)S_2. \quad (22)$$



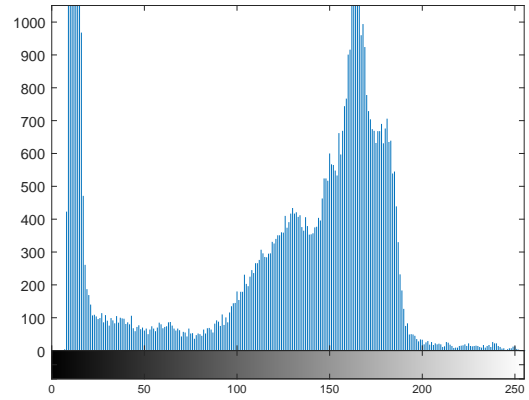
(a) Original image.



(b) Histogram of the original image.



(c) Decrypted image.



(d) Histogram of the decrypted image.

Figure 10. Simulation results of grayscale image encryption using the complex-valued Rabinovich system.

To demonstrate the robustness of the secure communication scheme for image encryption, the white Gaussian noise with various scales is added to the grayscale image (cameraman.tif), and different tests are used to measure the quality of the retrieved image, e.g., peak signal-to-noise ratio (PSNR) and structural similarity image index (SSIM).

1. Peak signal-to-noise ratio analysis

To analyze the pixel distribution for the recovered image with respect to the original image, the peak signal-to-noise ratio (PSNR) is applied. The PSNR can be defined as the following [24, 43]:

$$PSNR(S, S_d) = 10 \log_{10} \left[\frac{(255)^2}{MSE(S, S_d)} \right], \quad (26)$$

where MSE is the mean square error and is defined as follows:

$$MSE(S, S_d) = \frac{1}{m \times n} \sum_{k=1}^m \sum_{l=1}^n (s_d(k, l) - s(k, l))^2, \quad (27)$$

where S and S_d stand for the original and retrieved image, respectively.

Remark that a high value of PSNR refers to a close resemblance between the decrypted image and the original one.

2. The structural similarity image index

The second test considered to measure and analyze the similarity between the original and retrieved image is the structural similarity image index (SSIM) defined in the following form [44]:

$$SSIM(S, S_d) = \frac{(2\mu_S \mu_{S_d} + C_1)(2\sigma_{SS_d} + C_2)}{(\mu_S^2 + \mu_{S_d}^2 + C_1)(\sigma_S^2 + \sigma_{S_d}^2 + C_2)}, \quad (28)$$

where μ_S and μ_{S_d} are the average luminance value of original image S and the decrypted image S_d , respectively; σ_S and σ_{S_d} are the standard variances of S and S_d , respectively; σ_{SS_d} is the covariance between S and S_d ; C_1 and C_2 are small fixed positive constants in order to have the denominator not equal to zero. The estimate of the SSIM is always in the interval $[-1, 1]$, and the strongest estimate 1 is realized if $S = S_d$. In order to demonstrate the robustness of the proposed scheme to noise, the grayscale image (cameraman.tif) is transmitted from the transmitter to the receiver with various levels of white Gaussian noise. Fig. 11 shows the original noise images and the retrieved noise ones. The estimate of the PSNR and SSIM for the retrieved grayscale images with the original ones are listed in Table 1.

Table 1. Estimation of PSNR and SSIM for grayscale cameraman.tif image.

Gray image	PSNR	SSIM
Cameraman (Gaussian noise 0.03)	77.9705	0.9999
Cameraman (Gaussian noise 0.07)	77.3193	0.9999
Cameraman (Gaussian noise 0.1)	77.4875	0.9999

VI. CONCLUSION

In this report, a new formula for representing the complex-valued systems in matrix form was suggested, and the corresponding scheme to realize adaptive synchronization for a general class of complex-valued systems with fully unknown parameters was designed. The scheme was tested on the example of the complex-valued Rabinovich system that describes the parametric excitation of waves in a magneto-active plasma. A novel scheme for secure communication with improved cryptosystem based on the adaptive synchronization was proposed; the scheme is constructed to split the message and inject some bit of information signal into parameters modulation and the other bit into the transmitter states, which, in turn, complicates decryption task for possible intruders. Meanwhile, the information signal can be accurately retrieved at the receiver side by adaptive controllers and a decryption function. Different types of encrypted messages were considered for testing the robustness of the proposed scheme (e.g., plain text and gray images with diverse scales of white Gaussian noise).

ACKNOWLEDGEMENT

This work was supported by fundings from the Russian Science Foundation (Project 19-41-02002), from Saint Petersburg State University (PURE ID 75206671), and from the General Administration of Missions, Ministry of Higher Education of Egypt.

-
- [1] Y. Xu, H. Wang, Y. Li and B. Pei, Image encryption based on synchronization of fractional chaotic systems, *Commun. Nonlinear Sci. Numer. Simulat.*, 19, (2014), 3735–3744.
- [2] M.S. Tavazoei and M. Haeri, Synchronization of chaotic fractional-order systems via active sliding mode controller, *Phys. A: Stat. Mech. Appl.*, 387, (2008), 57-70.
- [3] M.M. Asheghan, J. Míguez, M.T. Hamidi-Beheshti and M.S. Tavazoei, Robust outer synchronization between two complex networks with fractional order dynamics, *Chaos: Inter. J. Nonl. Scie.*, 21, (2011), 033121.
- [4] M. Martin and S.H. Poon, Returns synchronization and daily correlation dynamics between international stock markets. *J. Bank. Finance* 25, (2001), 1805-1827.
- [5] L.M. Pecora and T.L. Carroll, Synchronization in chaotic systems, *Phys. Rev. Lett.*, 64, (1990), 821-824.
- [6] W. Lin and Y. He, Complete synchronization of the noise perturbed Chua's circuits. *Chaos* 15, (2005), 837-845.
- [7] G.M. Mahmoud, E.E. Mahmoud, Complete synchronization of chaotic complex nonlinear systems with uncertain parameters. *Nonlinear Dyn.* 62, (2010), 875–882.
- [8] H. Zhang, X. Ma, Synchronization of uncertain chaotic systems with parameters perturbation via active control, *Chaos, Solit. Fract.*, 21, (2004), 39-47.
- [9] A.A.M. Farghaly and A.A.-H. Shoreh, Some complex dynamical behaviors of the new 6d fractional-order hyperchaotic Lorenz-like system, *J. Egypt. Math. Soc.* 26 (2018) 138–155, doi: 10.21608/JOMES.2018.9469.
- [10] A.A.-H. Shoreh, N.V. Kuznetsov, T.N. Mokaev and M.S. Tavazoei, Synchronization of hidden hyperchaotic attractors in fractional-order complex-valued systems with application to secure communications, 2021 IEEE Conference of Russian Young Researchers in Electrical and Electronic Engineering (EIConRus), St. Petersburg, Moscow, Russia, 2021, 62-67, doi: 10.1109/EIConRus51938.2021.9396284.
- [11] H. Du, Q. Zeng and Ning Liu, "A general method for modified function projective lag synchronization in chaotic systems," *Phys. Lett. A*, 374, (2010), 1493–1496.
- [12] A.A.-H. Shoreh, N.V. Kuznetsov and T.N. Mokaev, "Lag Synchronization for Complex-Valued Rabinovich System with Application to Encryption Techniques, 2020 16th International Computer Engineering Conference (ICENCO), Cairo, Egypt, 2020, 11-16, doi: 10.1109/ICENCO49778.2020.9357389.
- [13] Z. Tang, J.H. Park and J. Feng, Novel approaches to pin cluster synchronization on complex dynamical networks in Lur'e forms. *Commun. Nonlinear Sci. Numer. Simulat.* 57, (2018) 422-428.
- [14] H. He, J. Tu and P. Xiong, Lr-synchronization and adaptive synchronization of a class of chaotic Lurie systems under perturbations, *J. Franklin Institute*, 348, (2011), 2257–2269.
- [15] Y. Xua, W. Zhou, J. Fang and W. Sun, Adaptive synchronization of uncertain chaotic systems with adaptive scaling function, *J. Franklin Institute*, 348, (2011), 2406–2416.




Figure 11. Simulation results of image encryption with noise. (a)-(c) The original images with 0.03, 0.07 and 0.1 white Gaussian noise, respectively; (d)-(f) the corresponding retrieved noise images.

- [16] X. Li and J. Cao, Adaptive synchronization for delayed neural networks with stochastic perturbation, *J. Franklin Institute*, 345, (2008), 779–791.
- [17] C. Ning and H. Haken, Detuned lasers and the complex Lorenz equations: subcritical and supercritical hopf bifurcations, *Phys. Rev. A*, 41, (1990), 3826.
- [18] J. Gibbon and M. McGuinness, The real and complex Lorenz equations in rotating fluids and lasers, *Phys. D: Nonl. Phenom.*, 5, (1982), 108-122.
- [19] G.M. Mahmoud, T. Bountis and E.E. Mahmoud, Active control and global synchronization of the complex Chen and Lü systems, *Int. J. Bifurc. Chaos Appl. Sci. Eng.*, 17, (2007), 4295-4308.
- [20] E.E. Mahmoud, Adaptive anti-lag synchronization of two identical or non-identical hyperchaotic complex nonlinear systems with uncertain parameters, *J. Franklin Institute*, 349, (2012), 1247-1266.
- [21] Y. Xu, W. Zhou, J. Fang, W. Sun and L. Pan, Topology identification and adaptive synchronization of uncertain complex networks with non-derivative and derivative coupling, *J. Franklin Institute*, 347, (2010), 1566-1576.
- [22] T.-L. Liao and S.-H. Lin, Adaptive control and synchronization of Lorenz systems, *J. Franklin Institute*, 336, (1999), 925–937.
- [23] F. Hao, Absolute stability of uncertain discrete Lur'e systems and maximum admissible perturbed bounds, *J. Franklin Institute*, 347, (2010), 1511–1525.
- [24] G.M. Mahmoud, A.A. Farghaly, T.M. Abed-Elhameed and M.M. Darwish, Adaptive dual synchronization of chaotic (hyperchaotic) complex systems with uncertain parameters and its application in image encryption, *Acta Phys. Polonica B*, 49, (2018), 1923-1939.
- [25] G.M. Mahmoud, E.E. Mahmoud and M.E. Ahmed, On the hyperchaotic complex Lü system, *Nonlinear Dyn.* 58, (2009), 725-738.
- [26] T.L. Liao and S.H. Tsai, Adaptive synchronization of chaotic systems and its application to secure communication, *Chaos, Solit. Fract.*, 11, (2000), 1387-1396.
- [27] Z. Li and D. Xu, Adaptive synchronization of chaotic systems and its application to secure communication, *Chaos, Solit. Fract.*, 22, (2004), 477-481.
- [28] X.J. Wu, H. Wang and H.T. Lu, Hyperchaotic secure communication via generalized function projective synchronization, *Nonlinear Anal.: Real World Appl.*, 12, (2011), 1288-1299.
- [29] G.M. Mahmoud, E.E. Mahmoud and A.A. Arafa, Projective synchronization for coupled partially linear complex-variable systems with known parameters, *Math. Meth. Appl. Sci.*, 40(4), (2016), 1214-1222.
- [30] Z.-P. Jiang, A note on Chaotic Secure Communication Systems, *IEEE Trans. Circuits Syst. I*, 49, (2002), 92-96.
- [31] J. He, J. Cai and J. Lin, Synchronization of hyperchaotic systems with multiple unknown parameters and its application in secure communication, *Optik*, 127(5), (2016), 2502-2508.

- [32] G.M. Mahmoud, A.A.M. Farghaly and A.A.-H. Shoreh, A technique for studying a class of fractional-order nonlinear dynamical systems, *Int. J. Bifurc. Chaos Appl. Sci. Eng.*, 27, (2017), 1750144, doi: 10.1142/S0218127417501449.
- [33] G. Leonov, N. Kuznetsov and V. Vagitsev, Localization of hidden Chua's attractors," *Phys. Lett. A*, 375, (2011), 2230—2233.
- [34] G. Leonov and N. Kuznetsov, Hidden attractors in dynamical systems from hidden oscillations in Hilbert-Kolmogorov, Aizerman, and Kalman problems to hidden chaotic attractors in Chua circuits, *Int. J. Bifurc. Chaos Appl. Sci. Eng.*, 23, (2013), 1330002.
- [35] G. Leonov, N. Kuznetsov and T. Mokaev, Homoclinic orbits, and self-excited and hidden attractors in a Lorenz-like system describing convective fluid motion, *Eur. Phys. J. Spec. Top.*, 224, (2015), 1421-1458.
- [36] N. Kuznetsov, T. Mokaev, O. Kuznetsova and E. Kudryashova, The Lorenz system: hidden boundary of practical stability and the Lyapunov dimension, *Nonlinear Dyn.*, 102, (2020), 713-732.
- [37] M.I. Rabinovich, Stochastic self-oscillations and turbulence, *Sov. Phys. Usp.*, 21, (1978), 443-467.
- [38] N. Kuznetsov, G. Leonov, T. Mokaev, A. Prasad and M. Shrimali, Finite-time Lyapunov dimension and hidden attractor of the Rabinovich system, *Nonlinear Dyn.*, 925, (2018), 267–285.
- [39] G. Alvarez, F. Montoya, G. Pastor and M. Romera, Breaking a secure communication scheme based on the phase synchronization of chaotic systems, *Chaos: An Interdisciplinary Journal of Nonlinear Science*, 14 (2), (2004), 274-278.
- [40] H. JinFeng and G. JingBo, Breaking a chaotic secure communication scheme, *Chaos: An Interdisciplinary Journal of Nonlinear Science*, 18 (1), (2008), 013121.
- [41] G. Kolumbín, M.P. Kennedy and L.O. Chua, The role of synchronization in digital communications using chaos-Part I: Fundamentals of digital communications, *IEEE Transactions on circuits and systems I: Fundamental theory and applications*, 44 (10), (1997), 927-936.
- [42] G. Kolumbín, M.P. Kennedy and L.O. Chua, The role of synchronization in digital communications using chaos-Part II: Chaotic modulation and chaotic synchronization, *IEEE Transactions on circuits and systems*, 45 (11), (1998), 1129-1140.
- [43] Z. Wang, A.C. Bovik, H.R. Sheikh and E.P. Simoncelli, Image quality assessment: from error visibility to structural similarity, *IEEE Tran. Image Proc.* 13(4), (2004), 600-612.
- [44] Z. Wang and A.C. Bovik, A universal image quality index, *IEEE Sign. Proc. Lett.*, 9(3), (2002), 81-84.