

# Thank you BART!

## Rewarding Pre-Trained Models Improves Formality Style Transfer

Huiyuan Lai, Antonio Toral, Malvina Nissim  
CLCG, University of Groningen / The Netherlands  
{h.lai, a.toral.ruiz, m.nissim}@rug.nl

### Abstract

Scarcity of parallel data causes formality style transfer models to have scarce success in preserving content. We show that fine-tuning pre-trained language (GPT-2) and sequence-to-sequence (BART) models boosts content preservation, and that this is possible even with limited amounts of parallel data. Augmenting these models with rewards that target style and content –the two core aspects of the task– we achieve a new state-of-the-art.

### 1 Introduction and Background

Style transfer is the task of automatically converting a text of one style into another, such as turning the formal “*I viewed it and I believe it is a quality program.*” into the informal “*I’ve watched it and it is AWESOME!!!!*”. This task, which can be used for, e.g., personalised response generation, translation of ancient text into modern text, and text simplification, is particularly challenging since style must be changed while ensuring that content is preserved. Accordingly, the performance of style transfer systems is commonly assessed on both style strength and content preservation.

Due to the general scarcity of parallel data, unsupervised approaches are popular. These include disentangling style and content by learning a distinct representation for each (Shen et al., 2017; Fu et al., 2018; John et al., 2019), and back translation (Zhang et al., 2018; Lample et al., 2019; Luo et al., 2019; Prabhumoye et al., 2018). A common strategy to enhance style accuracy is to introduce a reward in the form of a style classifier (Lample et al., 2019; Gong et al., 2019; Luo et al., 2019; Wu et al., 2019; Sancheti et al., 2020).<sup>1</sup> As a result, unsupervised models achieve good accuracy in style

strength. Content preservation is however usually unsuccessful (Rao and Tetreault, 2018).

Parallel data can help to preserve content, but is limited. Niu et al. (2018) combine the train sets of two different domains and incorporate machine translation to train their models with a multi-task learning schema, plus model ensembles. Sancheti et al. (2020) use it to train a supervised sequence-to-sequence model, and in addition to the commonly used style strength reward, they include a reward based on BLEU (Papineni et al., 2002) to enhance content preservation. Shang et al. (2019) propose a semi-supervised model combining parallel data with large amounts of non parallel data.

Pre-trained models, successful in a variety of NLP tasks, have recently been used in formality style transfer. Zhang et al. (2020) propose several data augmentation methods for pre-training a transformer-based (Vaswani et al., 2017) model and then used gold data for fine-tuning. Using GPT-2 (Radford et al., 2019), Wang et al. (2019) and Wang et al. (2020) propose a harness-rule-based preprocessing method, and joint training of bi-directional transfer and auto-encoding with two auxiliary losses. Contemporary work by Chawla and Yang (2020) develops a semi-supervised model based on BART large (Lewis et al., 2020).

**Contributions** Focusing specifically on *formality transfer*, for which parallel data is available, (i) we take the contribution of pre-trained models a step further by augmenting them with reward strategies that target content and style, thereby achieving new state-of-the-art results. (ii) We analyse separately the contribution of pre-trained models on content and style, showing that they take care of preserving content (the hardest part of style transfer to date), while ensuring style strength. (iii) Moreover, experimenting with training size, we show that while parallel data contributes to content

<sup>1</sup>Rewards are the core of reinforcement learning to maximise goals, in this task style strength and content preservation.

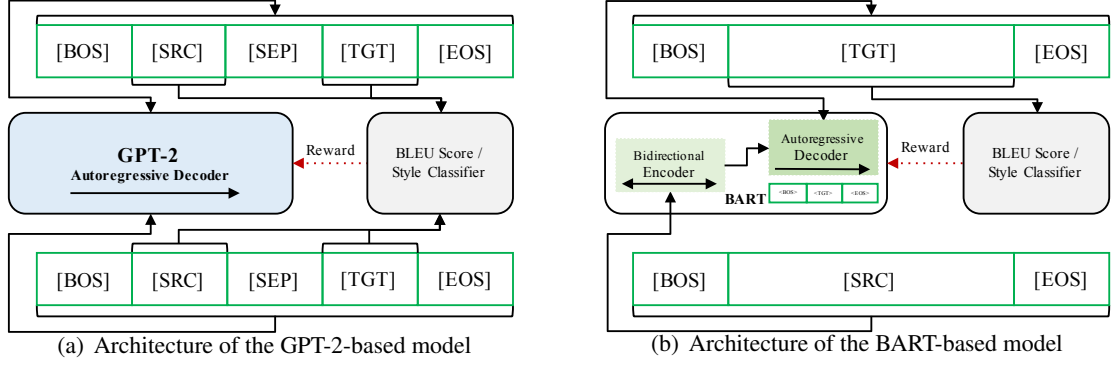


Figure 1: Model architectures. We use three special symbols: [BOS] in front of every source sentence, [SEP] between the source and target sentences (only in GPT-2), and [EOS] at the end of every target sentence.

preservation, fine-tuning pre-trained models with 10% of parallel data is more successful than training on 100% of data from scratch. Reducing the need for parallel data opens up the applicability of supervised style transfer to new scenarios: tasks, domains, languages, etc.

## 2 Method

We propose a framework to control the style of output text for style transfer atop pre-trained models. Given a source sentence  $\mathbf{x} = \{x_1, \dots, x_n\}$  of length  $n$  with style  $s_1$  and a target style sentence  $\mathbf{y} = \{y_1, \dots, y_m\}$  of length  $m$  with style  $s_2$ , our model aims to learn two conditional distributions, altering the style of a sentence while preserving its original content. Our framework consists of (i) fine-tuning pre-trained models on a formality transfer parallel corpus; (ii) incorporating rewards to enhance style change and content preservation.

### 2.1 Models

**GPT-2** This model (Radford et al., 2019) is a transformer-based network (Vaswani et al., 2017). Given a sentence of tokens  $\mathbf{x} = \{x_1, \dots, x_l\}$ , the standard language modeling objective is to minimize the following negative log likelihood:

$$L(\phi) = -\sum_i \log(p(x_i | x_{i-k:i-1}; \phi)) \quad (1)$$

where  $k$  is the size of the context window.

To make GPT-2 rephrase a text in the target style, the input pair (Source Sentence, Target Sentence) is represented as a single sequence with three special tokens to mark beginning [BOS] and end [EOS] of every sequence, and to separate source and target sentences [SEP] (Fig. 1(a)). During inference, we feed to GPT-2 the source sentence with [BOS] and [SEP] to infer the target sentence.

**BART** This is a denoising autoencoder for pre-training sequence-to-sequence models (Lewis et al., 2020). Given a source sentence  $\mathbf{x}$  and a target sentence  $\mathbf{y}$ , the loss function is the cross-entropy between the decoder’s output and the target sentence:

$$L(\phi) = -\sum_i \log(p(y_i | y_{1:i-1}, \mathbf{x}; \phi)) \quad (2)$$

### 2.2 Rewards

Atop the models, we implement two rewards to enhance style strength (Style Classification Reward) and content preservation (BLEU Score Reward).

**Style Classification Reward** As often done in previous work (see Section 1), we use a classification confidence reward to encourage larger change in the confidence of a style classifier (SC). We pre-train the binary style classifier TextCNN (Kim, 2014) and use it to evaluate how well the transferred sentence  $\mathbf{y}'$  matches the target style. SC’s confidence is formulated as

$$p(s_i | \mathbf{y}') = \text{softmax}_i(\text{TextCNN}(\mathbf{y}', \theta)) \quad (3)$$

where  $i = \{1, 2\}$  and  $\theta$  are the parameters of the style classifier, fixed during fine-tuning. The reward is

$$R_{cls} = \lambda_{cls} [p(s_2 | \mathbf{y}') - p(s_1 | \mathbf{y}')] \quad (4)$$

where  $\mathbf{y}'$  is the generated target sentence sampled from the model’s distribution at each time step in decoding. For the GPT-2 based model, we also add a classification confidence reward to the source sentence, similar to Eq. 4, since the model generates sentence  $\mathbf{x}'$  with the original style while generating the target sentence:

$$R_{cls_{source}} = \lambda_{cls} [p(s_1 | \mathbf{x}') - p(s_2 | \mathbf{x}')] \quad (5)$$

		0 $\rightarrow$ 1		1 $\rightarrow$ 0	
Domain	Train	Valid	Test	Valid	Test
F&R	51,967	2,788	1,332	2,247	1,019
E&M	52,595	2,877	1,416	2,356	1,082

Table 1: GYAFC dataset. 0 = informal; 1 = formal.

**BLEU Score Reward** Following Sancheti et al. (2020), we introduce a BLEU-based reward to foster content preservation as in Eq. 6, where  $\mathbf{y}'$  is the target style text obtained by greedily maximizing the distribution of model outputs at each time step, and  $\mathbf{y}^s$  is sampled from the distribution.

$$R_{bleu} = \lambda_{bleu} [bleu(\mathbf{y}', \mathbf{y}) - bleu(\mathbf{y}^s, \mathbf{y})] \quad (6)$$

**Gradients and Objectives** The rewards are used for policy learning. The policy gradient<sup>2</sup> is

$$\nabla_{\phi} J(\phi) = E[R \cdot \nabla_{\phi} \log(P(\mathbf{y}^s | \mathbf{x}; \phi))] \quad (7)$$

where  $R$  is the SC reward and/or the BLEU reward,  $\mathbf{y}^s$  is sampled from the distribution of model outputs at each decoding time step, and  $\phi$  are the parameters of the model. Similarly, we add the policy gradient regarding the source sentence for the SC reward (only for the GPT-2-based model).

The overall objectives for  $\phi$  are the loss of the base model (Eq. 1 or Eq. 2) and the policy gradient of the different rewards (Eq. 7).

### 3 Experiments

**Dataset** Grammarly’s Yahoo Answers Formality Corpus (GYAFC) (Rao and Tetreault, 2018) is a formality style transfer dataset with parallel formal and informal sentences from two domains: Entertainment & Music (E&M) and Family & Relationships (F&R). Table 1 shows the number of sentences in train, validation, and test. Four human references exist for every valid/test sentence.

**Setup** All experiments are implemented atop Huggingface’s transformers<sup>3</sup>. Our base models are the GPT-2-based model (117M parameters) and BART-based model (base with 139M parameters and large with 406M). We fine-tune them with the Adam optimiser (Kingma and Ba, 2015) with batch size 32; the initial learning rates are  $5e^{-5}$  (GPT-2) and  $3e^{-5}$  (BART). The final values for  $\lambda$  are set to 1 for SC and 0.2 for BLEU based on validation

<sup>2</sup>Additional details are provided in the Appendix.

<sup>3</sup>[github.com/huggingface/transformers](https://github.com/huggingface/transformers)

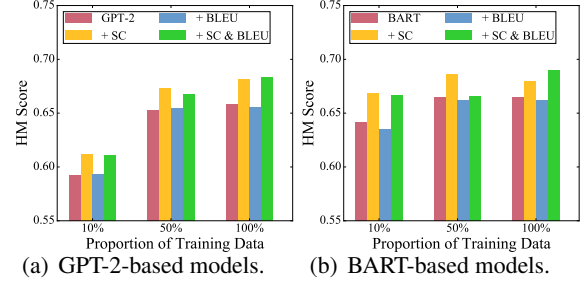


Figure 2: HM score of x%-sized training sets of GPT-2/BART-based models on the E&M domain.

results. We use early stopping (patience 3) if validation performance does not improve. Test results are reported with the best validation settings.

**Evaluation** Following previous work (Luo et al., 2019; He et al., 2020; Sancheti et al., 2020), we adopt the following strategies. The binary classifier TextCNN (Kim, 2014) is pre-trained to evaluate style strength; on the human references it has an accuracy of 87.0% (E&M) and 89.3% (F&R). Based on the four human references, we calculate BLEU<sup>4</sup> for content preservation. As overall score we compute the harmonic mean (HM) of style accuracy and BLEU. We also test BLEURT, a recent metric for content preservation which correlates better with human judgments than other semantic measures such as METEOR (Sellam et al., 2020).<sup>5</sup>

**Baselines** We train a basic supervised model (a Bi-LSTM with attention from OpenNMT (Klein et al., 2017)), to assess the impact of the size of parallel training data. We compare our models to the five baselines from Rao and Tetreault (2018), and to the best performing formality style transfer methods that report results on the datasets we use. These are mentioned in Sec. 1 and summarised as follows. Bi-directional FT (Niu et al., 2018); CPLS (Shang et al., 2019); GPT-CAT (Wang et al., 2019); S2S-SLS(GPT-2) (Wang et al., 2020); Transformer (data augmentation) (Zhang et al., 2020); TS $\rightarrow$ CP (Sancheti et al., 2020); Chawla’s (Chawla and Yang, 2020). Since supervised methods significantly outperform unsupervised approaches, results for the latter are in the Appendix. Disentanglement-based methods are not included since Lample et al. (2019) provide evidence that they are surpassed.

<sup>4</sup>We use `multi-bleu.perl` with default settings.

<sup>5</sup>As BLEURT and BLEU highly correlate (Pearson’s  $r = .947$ ,  $p < .001$ ,  $n = 14$  for E&M, and  $r = .951$ ,  $p < .001$ ,  $n = 13$  for F&R), BLEURT scores are only in the Appendix.

Domain	Model	BLEU	ACC	HM	Model	BLEU	ACC	HM
E&M	OpenNMT (10% data)	0.231	0.886	0.366	OpenNMT (100% data)	0.403	0.804	0.537
	(A) INFORMAL $\leftrightarrow$ FORMAL				(B) INFORMAL $\rightarrow$ FORMAL			
	NMT-Combined (Rao and Tetreault, 2018)	0.501	0.797	0.615	GPT-CAT (train on E&M and F&R, Wang et al. (2019))	0.725	0.876	0.793
	GPT-2 + SC & BLEU (10% data, Ours)	0.495	0.799	0.611	Chawla's (Chawla and Yang (2020))	0.762	0.910	0.829
	GPT-2 + SC & BLEU (100% data, Ours)	0.542	<b>0.923</b>	0.683	BART + SC & BLEU (train on E&M, Ours)	0.726	0.903	0.805
	BART + SC & BLEU (10% data, Ours)	0.547	0.855	0.667	BART + SC & BLEU (train on E&M and F&R, Ours)	0.745	<b>0.937</b>	0.830
	BART + SC & BLEU (100% data, Ours)	<b>0.577</b>	0.859	<b>0.690</b>	BART large + SC & BLEU (train on E&M and F&R, Ours)	<b>0.765</b>	0.929	<b>0.839</b>
	(C) INFORMAL $\leftrightarrow$ FORMAL & COMBINED DOMAINS				(D) BLEU EVALUATED AGAINST THE FIRST REFERENCE			
	Bi-directional FT (Niu et al., 2018)	0.554	0.818	0.661	*TS $\rightarrow$ CP (Sancheti et al. (2020))	0.292	-	-
	BART large + SC & BLEU (100% data, Ours)	<b>0.596</b>	<b>0.905</b>	<b>0.719</b>	BART base (Ours)	<b>0.307</b>	-	-
F&R	OpenNMT (10% data)	0.303	0.859	0.448	OpenNMT (100% data)	0.477	0.789	0.595
	(A) INFORMAL $\leftrightarrow$ FORMAL				(B) INFORMAL $\rightarrow$ FORMAL			
	NMT-Combined (Rao and Tetreault, 2018)	0.527	0.798	0.635	*GPT-CAT (train on E&M and F&R, Wang et al. (2019))	0.769	-	-
	GPT-2 + SC & BLEU (10% data, Ours)	0.528	0.849	0.651	Chawla's (Chawla and Yang (2020))	<b>0.799</b>	0.910	0.851
	GPT-2 + SC & BLEU (100% data, Ours)	0.572	<b>0.915</b>	0.704	BART + BLEU (train on F&R and E&M, Ours)	0.780	0.886	0.828
	BART + SC (10% data, Ours)	0.569	0.833	0.676	BART + SC + BLEU (train on F&R and E&M, Ours)	0.777	0.912	0.839
	BART + SC (100% data, Ours)	<b>0.601</b>	0.874	<b>0.712</b>	BART large + SC + BLEU (train on F&R and E&M, Ours)	0.793	<b>0.920</b>	<b>0.852</b>
	(C) INFORMAL $\leftrightarrow$ FORMAL & COMBINED DOMAINS				(D) 10% PARALLEL TRAINING DATA			
	Bi-directional FT (Niu et al., 2018)	0.568	0.839	0.677	*CPLS (Shang et al., 2019)	0.379	-	-
	BART large + SC & BLEU (100% data, Ours)	<b>0.611</b>	<b>0.900</b>	<b>0.728</b>	BART + SC & BLEU (Ours)	<b>0.571</b>	-	-

Table 2: Comparison of our models to previous work. The best score for each metric in each block is boldfaced. Notes: (i) if the output of previous work is available, we re-calculate the scores using our evaluation metrics. Otherwise, scores are from the paper and we mark this with (\*); (ii) (B) shows our results on informal-to-formal to compare with Wang et al. (2019) and Chawla and Yang (2020), who only transfer in this direction; (iii) in (C) we train on the concatenated data from both domains, to compare against Niu et al. (2018); (iv) in (E&M (D)) we re-evaluate our system against the first reference only, as done by Sancheti et al. (2020).

**Results** Table 2 reports a selection of our models and previous state-of-the-art work.<sup>6</sup> Additionally, Fig. 2 shows the HM score of x%-sized training sets on the E&M domain (F&R in Appendix). Increasing trainset size from 10% to 50% has a greater boost on GPT-2-based models than BART’s. Overall, BART-based models perform better.

Zooming in on the single measures, we see in Table 2 how varying training size reveals the impact of parallel data on content preservation: OpenNMT’s BLEU score on E&M increases from 0.231 with 10% of the data to 0.403 with 100%. Style accuracy appears instead easier to achieve even with limited supervision. Increasing training size for fine-tuning either pre-trained model does not however yield dramatic improvements in content preservation (e.g. from 0.547 to 0.578 BLEU for BART base on E&M). In fact, fine-tuning a pre-trained model (either GPT-2 or BART) with just 10% of parallel data, leads to better content preservation (0.547 BLEU with BART on E&M) than OpenNMT with 100% (0.403). This suggests that content preservation is largely taken care of by the pre-trained models, already, and can explain why the BLEU-based reward does not help in isolation (see also Fig. 2).<sup>7</sup> Conversely, the SC reward consistently boosts style accuracy in both BART and

GPT-2. Nevertheless, combining rewards can be beneficial (Fig. 2(b) with 100% of parallel data).

Given the experimental setup of some previous work, we ran additional comparisons (blocks (B), (C), and (D) of Table 2). In all cases, our results are higher than the previous state-of-the-art. For example, in F&R (D) our model with 10% parallel data outperforms Shang et al. (2019)’s semi-supervised model, which uses about 9.5% parallel data and large amounts of non-parallel data (BLEU 0.571 vs 0.379). Fine-tuning BART on both domains (C)<sup>8</sup> leads to the best results to date on both datasets (E&M: 0.719; F&R: 0.728).

## 4 Conclusions

Fine-tuning pre-trained models proves a successful strategy for formality style transfer, especially towards content preservation, thereby reducing the need for parallel data. A sequence-to-sequence pre-trained model (BART) outperforms a language model (GPT-2) in content preservation, and overall, and with the addition of rewards achieves new state-of-the-art results. The fact that GPT-2 is instead often better at style strength could be (partly) due to how the style reward is implemented in the two models (Eq. 4 and 5), and will need further investigation. For a better understanding of the different behaviour of BART and GPT-2 for this task, the next natural step is to include human evaluation.

<sup>6</sup>All results (and sample outputs) are in the Appendix.

<sup>7</sup>The only exception is for informal to formal in F&R (block (B) in Table 2), although the best model averaging over the two directions also includes the SC reward (block (A)).

<sup>8</sup>Following Kobus et al. (2017), we add a token to each training instance that specifies its domain.



## References

- Kunal Chawla and Diyi Yang. 2020. Semi-supervised formality style transfer using language model discriminator and mutual information maximization. In *Findings of the Association for Computational Linguistics: EMNLP 2020*, pages 2340–2354.
- Zhenxin Fu, Xiaoye Tan, Nanyun Peng, Dongyan Zhao, and Rui Yan. 2018. Style transfer in text: Exploration and evaluation. In *Proceedings of the 28th International Joint Conference on Artificial Intelligence*, pages 663–670.
- Hongyu Gong, Suma Bhat, Lingfei Wu, JinJun Xiong, and Wen-mei Hwu. 2019. Reinforcement learning based text style transfer without parallel training corpus. In *Proceedings of the 2019 Conference of the North American Chapter of the Association for Computational Linguistics: Human Language Technologies, Volume 1 (Long and Short Papers)*, pages 3168–3180.
- Junxian He, Xinyi Wang, Graham Neubig, and Taylor Berg-Kirkpatrick. 2020. A probabilistic formulation of unsupervised text style transfer. In *Proceedings of Ninth International Conference on Learning Representations*.
- Vineet John, Lili Mou, Hareesh Bahuleyan, and Olga Vechtomova. 2019. Disentangled representation learning for non-parallel text style transfer. In *Proceedings of the 57th Annual Meeting of the Association for Computational Linguistics*, pages 424–434.
- Yoon Kim. 2014. Convolutional neural networks for sentence classification. In *Proceedings of the 2014 Conference on Empirical Methods in Natural Language Processing (EMNLP)*, pages 1746–1751.
- Diederik P Kingma and Jimmy Ba. 2015. Adam: A method for stochastic optimization. In *Proceedings of the 3rd International Conference for Learning Representations*.
- Guillaume Klein, Yoon Kim, Yuntian Deng, Jean Senellart, and Alexander Rush. 2017. OpenNMT: Open-source toolkit for neural machine translation. In *Proceedings of ACL 2017, System Demonstrations*, pages 67–72.
- Catherine Kobus, Josep Maria Crego, and Jean Senellart. 2017. Domain control for neural machine translation. In *Proceedings of the International Conference Recent Advances in Natural Language Processing*, pages 372–378.
- Guillaume Lample, Sandeep Subramanian, Eric Smith, Ludovic Denoyer, Marc’Aurelio Ranzato, and Y-Lan Boureau. 2019. Multiple-attribute text rewriting. In *International Conference on Learning Representations*.
- Mike Lewis, Yinhan Liu, Naman Goyal, Marjan Ghazvininejad, Abdelrahman Mohamed, Omer Levy, Veselin Stoyanov, and Luke Zettlemoyer. 2020. BART: Denoising sequence-to-sequence pre-training for natural language generation, translation, and comprehension. In *Proceedings of the 58th Annual Meeting of the Association for Computational Linguistics*, pages 7871–7880, Online. Association for Computational Linguistics.
- Jingjing Li, Zichao Li, Lili Mou, Xin Jiang, Michael R. Lyu, and Irwin King. 2020. Unsupervised text generation by learning from search.
- Fuli Luo, Peng Li, Jie Zhou, Pengcheng Yang, Baobao Chang, Zhifang Sui, and Xu Sun. 2019. A dual reinforcement learning framework for unsupervised text style transfer. In *Proceedings of the 28th International Joint Conference on Artificial Intelligence*, pages 5116–5122.
- Xing Niu, Sudha Rao, and Marine Carpuat. 2018. Multi-task neural models for translating between styles within and across languages. In *Proceedings of the 27th International Conference on Computational Linguistics*, pages 1008–1021.
- Kishore Papineni, Salim Roukos, Todd Ward, and Wei-Jing Zhu. 2002. Bleu: a method for automatic evaluation of machine translation. In *Proceedings of the 40th Annual Meeting of the Association for Computational Linguistics*, pages 311–318.
- Shrimai Prabhumoye, Yulia Tsvetkov, Ruslan Salakhutdinov, and Alan W Black. 2018. Style transfer through back-translation. In *Proceedings of the 56th Annual Meeting of the Association for Computational Linguistics (Volume 1: Long Papers)*, pages 866–876.
- Alec Radford, Jeff Wu, Rewon Child, David Luan, Dario Amodei, and Ilya Sutskever. 2019. Language models are unsupervised multitask learners.
- Sudha Rao and Joel Tetreault. 2018. Dear sir or madam, may I introduce the GYAFC dataset: Corpus, benchmarks and metrics for formality style transfer. In *Proceedings of the 2018 Conference of the North American Chapter of the Association for Computational Linguistics: Human Language Technologies*, pages 129–140.
- Abhilasha Sancheti, Kundan Krishna, Balaji Vasanth Srinivasan, and Anandhavelu Natarajan. 2020. Reinforced rewards framework for text style transfer. In *Advances in Information Retrieval*, pages 545–560.
- Thibault Sellam, Dipanjan Das, and Ankur Parikh. 2020. BLEURT: Learning robust metrics for text generation. In *Proceedings of the 58th Annual Meeting of the Association for Computational Linguistics*, pages 7881–7892, Online. Association for Computational Linguistics.
- Mingyue Shang, Piji Li, Zhenxin Fu, Lidong Bing, Dongyan Zhao, Shuming Shi, and Rui Yan. 2019. Semi-supervised text style transfer: Cross projection in latent space. In *Proceedings of the 2019 Conference on Empirical Methods in Natural Language*

*Processing and the 9th International Joint Conference on Natural Language Processing (EMNLP-IJCNLP)*, pages 4937–4946.

Tianxiao Shen, Tao Lei, Regina Barzilay, and Tommi Jaakkola. 2017. Style transfer from non-parallel text by cross-alignment. In *Proceedings of the 31st International Conference on Neural Information Processing Systems*, pages 6833–6844.

Ashish Vaswani, Noam Shazeer, Niki Parmar, Jakob Uszkoreit, Llion Jones, Aidan N Gomez, Łukasz Kaiser, and Illia Polosukhin. 2017. Attention is all you need. In *Advances in Neural Information Processing Systems*, pages 6000–6010.

Yunli Wang, Yu Wu, Lili Mou, Zhoujun Li, and Wenhao Chao. 2019. Harnessing pre-trained neural networks with rules for formality style transfer. In *Proceedings of the 2019 Conference on Empirical Methods in Natural Language Processing and the 9th International Joint Conference on Natural Language Processing (EMNLP-IJCNLP)*, pages 3573–3578.

Yunli Wang, Yu Wu, Lili Mou, Zhoujun Li, and Wenhao Chao. 2020. Formality style transfer with shared latent space. In *Proceedings of the 28th International Conference on Computational Linguistics*, pages 2236–2249, Barcelona, Spain (Online).

Ronald J. Williams. 1992. Simple statistical gradient-following algorithms for connectionist reinforcement learning. 8(3–4):229–256.

Chen Wu, Xuancheng Ren, Fuli Luo, and Xu Sun. 2019. A hierarchical reinforced sequence operation method for unsupervised text style transfer. In *Proceedings of the 57th Annual Meeting of the Association for Computational Linguistics*, pages 4873–4883.

Yi Zhang, Tao Ge, and Xu Sun. 2020. Parallel data augmentation for formality style transfer. In *Proceedings of the 58th Annual Meeting of the Association for Computational Linguistics*, pages 3221–3228.

Zhirui Zhang, Shuo Ren, Shujie Liu, Jianyong Wang, Peng Chen, Mu Li, Ming Zhou, and Enhong Chen. 2018. [Style transfer as unsupervised machine translation](#).

## A Appendices for ACL-IJCNLP 2021 Submission:

### Thank you BART! Rewarding Pre-Trained Models Improves Formality Style Transfer

This Appendix includes: 1) detailed results for all experiments (A.1); 2) some example outputs of various models, to give an idea of what the generated sentences look like when style transfer is applied. We specifically focus on the 100% parallel data settings for our models (A.2); 3) more details on policy gradient (A.3).

#### A.1 Detailed Results of Models

We report here the full set of results for all our models and previous work.

##### (a) Comparison of our models with the other models

Domain	Model	BLEURT	BLEU	ACC	HM	Model	BLEURT	BLEU	ACC	HM
E&M	(A) INFORMAL $\leftrightarrow$ FORMAL					(B) INFORMAL $\rightarrow$ FORMAL				
	Rule-based (Rao and Tetreault, 2018)	-0.221	0.420	0.704	0.526	GPT-CAT (train on E&M, Wang et al. (2019))	0.170	0.713	0.905	0.801
	NMT-baseline (Rao and Tetreault, 2018)	-0.267	0.437	0.851	0.577	GPT-CAT (train on E&M and F&R, Wang et al. (2019))	0.176	0.725	0.876	0.793
	NMT-copy (Rao and Tetreault, 2018)	-0.269	0.441	0.808	0.571	S2S-SLS(GPT-2, Wang et al. (2020))	0.173	0.711	0.919	0.802
	NMT-Combined (Rao and Tetreault, 2018)	-0.100	0.501	0.797	0.615	Transformer (data augmentation, Zhang et al. (2020))	0.191	0.734	0.887	0.803
	PBMT-Combined (Rao and Tetreault, 2018)	-0.088	0.502	0.753	0.602	Chawla's (Chawla and Yang, 2020)	0.260	0.762	0.910	0.829
	GPT-2 + SC & BLEU (10% data, Ours)	-0.058	0.495	0.799	0.611	GPT-2 + SC & BLEU (train on E&M, Ours)	0.159	0.701	0.927	0.798
	GPT-2 + SC & BLEU (100% data, Ours)	-0.007	0.542	<b>0.923</b>	0.683	BART + SC (train on E&M, Ours)	0.214	0.726	0.903	0.805
	BART + SC & BLEU (10% data, Ours)	0.030	0.547	0.855	0.667	BART + SC & BLEU (train on E&M and F&R, Ours)	0.236	0.745	<b>0.937</b>	0.830
	BART + SC & BLEU (100% data, Ours)	<b>0.044</b>	<b>0.577</b>	0.859	<b>0.690</b>	BART large + SC & BLEU (train on E&M and F&R, Ours)	<b>0.274</b>	<b>0.765</b>	0.929	<b>0.839</b>
	(C) INFORMAL $\leftrightarrow$ FORMAL & COMBINED DOMAINS					(D) BLEU EVALUATED AGAINST THE FIRST REFERENCE				
	Bi-directional FT (Niu et al., 2018)	0.023	0.554	0.818	0.661	*TS $\rightarrow$ CP (Sancheti et al., 2020)	-	0.292	-	-
	BART large + SC & BLEU (10% data) (Ours)	0.077	0.575	0.793	0.667	GPT-2 base (Ours)	-	0.296	-	-
	BART large + SC & BLEU (100% data, Ours)	<b>0.078</b>	<b>0.596</b>	<b>0.905</b>	<b>0.719</b>	BART base (Ours)	-	<b>0.307</b>	-	-
F&R	(A) INFORMAL $\leftrightarrow$ FORMAL					(B) INFORMAL $\rightarrow$ FORMAL				
	Rule-based (Rao and Tetreault, 2018)	-0.226	0.450	0.738	0.559	*TGLS (Unsupervised, Li et al. (2020))	-	0.603	-	-
	NMT-baseline (Rao and Tetreault, 2018)	-0.183	0.500	0.818	0.621	*GPT-CAT (train on F&R, Wang et al. (2019))	-	0.773	-	-
	NMT-copy (Rao and Tetreault, 2018)	-0.186	0.492	0.807	0.611	*GPT-CAT (train on E&M and F&R, Wang et al. (2019))	-	0.769	-	-
	NMT-Combined (Rao and Tetreault, 2018)	-0.089	0.527	0.798	0.635	S2S-SLS(GPT-2, Wang et al. (2020))	0.244	0.766	0.857	0.809
	PBMT-Combined (Rao and Tetreault, 2018)	-0.062	0.517	0.788	0.624	Transformer (data augmentation, Zhang et al. (2020))	0.246	0.770	0.890	0.827
	GPT-2 + SC & BLEU (10% data, Ours)	-0.027	0.528	0.849	0.651	Chawla's (Chawla and Yang, 2020)	0.302	<b>0.799</b>	0.910	0.851
	GPT-2 + SC & BLEU (100% data, Ours)	0.038	0.572	<b>0.915</b>	0.704	GPT-2 base (train on F&R, Ours)	0.230	0.751	0.888	0.814
	BART + SC (10% data, Ours)	0.041	0.569	0.833	0.676	BART + BLEU (train on F&R and E&M, Ours)	0.278	0.780	0.886	0.828
	BART + SC (100% data, Ours)	<b>0.067</b>	<b>0.601</b>	0.874	<b>0.712</b>	BART + SC + BLEU (train on F&R and E&M, Ours)	0.270	0.777	0.912	0.839
	(C) INFORMAL $\leftrightarrow$ FORMAL & COMBINED DOMAINS					BART large + SC + BLEU (train on F&R and E&M, Ours)	<b>0.324</b>	0.793	<b>0.920</b>	<b>0.852</b>
	Bi-directional FT (Niu et al., 2018)	0.037	0.568	0.839	0.677	(D) 10% PARALLEL TRAINING DATA (FROM PAPER)				
	BART large + SC & BLEU (10% data, Ours)	0.089	0.590	0.801	0.679	*CPLS (Shang et al., 2019)	-	0.379	-	-
	BART large + SC & BLEU (100% data, Ours)	<b>0.100</b>	<b>0.611</b>	<b>0.900</b>	<b>0.728</b>	GPT-2 base (Ours)	-	0.531	-	-
						BART + SC & BLEU (Ours)	-	<b>0.571</b>	-	-

Table A.1.1: Comparison of our models with the other models. The best score for each metric in each block is boldfaced. BLEURT scores are calculated based on the BLEURT-base model with 128 tokens. Notes: (i) if the output of a previous work is available, we re-calculate the scores using our evaluation metrics. Otherwise we take the scores from the paper and mark this with a (\*); (ii) in (B) we report our results on informal-to-formal alone to compare with several systems which only transfer in this direction; (iii) in (C) we train systems on the concatenated data from both domains, to compare against Niu et al. (2018); (iv) in (E&M (D)) we re-evaluate our system against the first reference only, as this is what Sancheti et al. (2020) do.

## (b) Detailed Results of Our Models

Model	BLEURT	BLEU	ACC	HM	BLEURT	BLEU	ACC	HM	BLEURT	BLEU	ACC	HM
Proportion of parallel training data	10%				50%				100%			
OpenNMT (Bi-LSTM)	-0.919	0.231	0.886	0.366	-0.489	0.392	0.789	0.524	<b>-0.420</b>	0.403	0.804	0.537
OpenNMT + SC	<b>-0.902</b>	<b>0.238</b>	<b>0.893</b>	<b>0.376</b>	-0.500	0.386	<b>0.821</b>	0.526	-0.451	0.399	0.789	0.530
OpenNMT + BLEU	-0.926	0.232	0.888	0.368	<b>-0.485</b>	0.389	0.800	0.523	-0.485	<b>0.412</b>	0.767	0.536
OpenNMT + SC & BLEU	-0.903	0.234	0.890	0.371	-0.497	<b>0.391</b>	0.813	<b>0.528</b>	-0.442	0.403	<b>0.810</b>	<b>0.538</b>
GPT-2 base	-0.042	0.492	0.741	0.592	0.004	<b>0.541</b>	0.825	0.653	<b>0.006</b>	<b>0.549</b>	0.821	0.658
GPT-2 + SC	-0.048	0.492	<b>0.810</b>	<b>0.612</b>	-0.014	0.531	<b>0.919</b>	<b>0.673</b>	-0.001	0.543	0.917	0.682
GPT-2 + BLEU	<b>-0.041</b>	<b>0.497</b>	0.735	0.593	<b>0.006</b>	0.539	0.833	0.655	0.005	0.546	0.822	0.656
GPT-2 + SC & BLEU	-0.058	0.495	0.799	0.611	-0.014	0.530	0.903	0.668	-0.007	0.542	<b>0.923</b>	<b>0.683</b>
BART base	<b>0.035</b>	<b>0.547</b>	0.776	0.642	0.036	<b>0.572</b>	0.794	0.665	0.048	<b>0.578</b>	0.784	0.665
BART + SC	0.021	0.539	<b>0.882</b>	<b>0.669</b>	0.035	0.566	<b>0.872</b>	<b>0.686</b>	0.045	0.571	0.841	0.680
BART + BLEU	0.034	0.541	0.769	0.635	0.040	0.567	0.796	0.662	<b>0.050</b>	0.576	0.777	0.662
BART + SC & BLEU	0.030	<b>0.547</b>	0.855	0.667	<b>0.042</b>	0.562	0.817	0.666	0.044	0.577	<b>0.859</b>	<b>0.690</b>
BART large + SC & BLEU	0.035	0.560	0.847	0.674	0.070	0.585	0.900	0.709	0.072	0.584	0.886	0.704
<b>10% PARALLEL TRAINING DATA + BACK-TRANSFER</b>												
BART base	0.039	0.564	0.788	0.657	GPT-2 base				0.032	0.522	0.814	0.636
<b>COMBINED TWO DOMAINS WITHOUT DOMAIN TAG</b>												
BART base	<b>0.038</b>	<b>0.559</b>	0.731	0.634	0.050	<b>0.581</b>	0.795	0.671	<b>0.054</b>	<b>0.585</b>	0.809	0.679
BART + SC	0.031	0.546	<b>0.830</b>	0.659	0.043	0.575	<b>0.865</b>	<b>0.691</b>	0.039	<b>0.585</b>	<b>0.884</b>	<b>0.704</b>
BART + BLEU	0.033	0.555	0.743	0.635	0.042	0.575	0.810	0.673	<b>0.054</b>	0.583	0.814	0.679
BART + SC & BLEU	0.024	0.556	0.815	<b>0.661</b>	<b>0.054</b>	0.578	0.845	0.685	0.050	0.580	0.859	0.692
BART large + sc & BLEU	0.071	0.576	0.867	0.692	0.075	0.593	0.887	0.711	0.086	0.597	0.888	0.714
<b>COMBINED TWO DOMAINS WITH DOMAIN TAG</b>												
BART base	<b>0.042</b>	0.552	0.754	0.637	0.054	0.579	0.748	0.653	<b>0.060</b>	0.582	0.787	0.669
BART + SC	0.035	0.555	0.831	0.666	0.039	0.571	0.833	0.678	0.046	0.579	<b>0.895</b>	<b>0.703</b>
BART + BLEU	0.039	0.554	0.745	0.635	<b>0.056</b>	0.578	0.745	0.651	0.049	<b>0.588</b>	0.825	0.685
BART + SC & BLEU	0.039	<b>0.556</b>	<b>0.845</b>	<b>0.671</b>	0.046	<b>0.580</b>	<b>0.834</b>	<b>0.684</b>	0.047	0.583	0.883	0.702
BART large + SC & BLEU	0.077	0.575	0.793	0.667	0.073	0.587	0.870	0.701	0.078	0.596	0.905	0.719

Table A.1.2: Evaluation results of x%-sized training sets (10%, 50% and 100%) on the E&M domain. The best score for each metric in each table section is boldfaced. Note that (i) Both BLEURT and BLEU are calculated against the four human references; (ii) ACC is the accuracy of the output labeled as the target style by the binary classifier; and (iii) HM is the harmonic mean of ACC and BLEU.



Model	BLEURT	BLEU	ACC	HM	BLEURT	BLEU	ACC	HM	BLEURT	BLEU	ACC	HM
Proportion of parallel training data	10%				50%				100%			
OpenNMT (Bi-LSTM)	-0.706	0.303	0.859	0.448	-0.304	0.449	0.792	0.573	-0.304	0.477	0.789	0.595
OpenNMT + SC	<b>-0.695</b>	<b>0.322</b>	<b>0.860</b>	<b>0.469</b>	-0.337	0.447	0.838	<b>0.583</b>	-0.289	0.466	0.824	0.595
OpenNMT + BLEU	-0.712	0.311	0.829	0.452	<b>-0.292</b>	<b>0.455</b>	0.808	0.582	<b>-0.246</b>	<b>0.478</b>	0.789	0.595
OpenNMT + SC & BLEU	-0.699	0.320	0.828	0.462	-0.332	0.444	<b>0.847</b>	<b>0.583</b>	-0.288	0.472	<b>0.848</b>	<b>0.606</b>
GPT-2 base	-0.020	<b>0.531</b>	0.775	0.630	<b>0.027</b>	<b>0.567</b>	0.841	0.677	<b>0.046</b>	0.576	0.850	0.687
GPT-2 + SC	-0.031	0.529	0.847	<b>0.651</b>	0.020	0.563	0.897	0.692	0.031	0.569	<b>0.916</b>	0.702
GPT-2 + BLEU	<b>-0.016</b>	0.529	0.786	0.632	0.026	0.566	0.838	0.676	0.041	<b>0.577</b>	0.860	0.691
GPT-2 + SC & BLEU	-0.027	0.528	<b>0.849</b>	<b>0.651</b>	0.015	0.562	<b>0.917</b>	<b>0.697</b>	0.038	0.572	0.915	<b>0.704</b>
BART base	<b>0.045</b>	0.565	0.719	0.633	0.071	0.589	0.786	0.673	<b>0.080</b>	0.600	0.801	0.686
BART + SC	0.041	0.569	<b>0.833</b>	0.676	0.061	<b>0.592</b>	<b>0.869</b>	<b>0.704</b>	0.067	0.601	0.874	<b>0.712</b>
BART + BLEU	0.041	0.566	0.719	0.633	<b>0.072</b>	0.590	0.789	0.675	0.078	<b>0.602</b>	0.798	0.686
BART + SC & BLEU	0.039	<b>0.571</b>	<b>0.833</b>	<b>0.678</b>	0.057	0.589	0.858	0.698	0.068	0.595	<b>0.882</b>	0.711
BART large + SC & BLEU	0.095	0.585	0.816	0.681	0.087	0.604	0.891	0.720	0.095	0.615	0.876	0.722
<b>10% PARALLEL TRAINING DATA + BACK-TRANSFER</b>												
BART base	0.042	0.572	0.741	0.646	GPT-2 base				-0.004	0.543	0.811	0.650
<b>COMBINED TWO DOMAINS WITHOUT DOMAIN TAG</b>												
BART base	<b>0.035</b>	<b>0.572</b>	0.734	0.643	0.060	0.592	0.821	0.688	<b>0.074</b>	0.604	0.807	0.691
BART + SC	0.026	0.563	<b>0.821</b>	0.668	0.056	0.592	<b>0.890</b>	<b>0.711</b>	0.054	0.602	<b>0.877</b>	<b>0.714</b>
BART + BLEU	0.033	0.568	0.732	0.640	<b>0.064</b>	0.593	0.834	0.693	0.073	<b>0.606</b>	0.831	0.701
BART + SC & BLEU	0.028	<b>0.572</b>	0.812	<b>0.671</b>	0.054	<b>0.596</b>	0.843	0.698	0.063	0.601	0.872	0.712
BART large + SC & BLEU	0.087	0.598	0.869	0.708	0.094	0.607	0.871	0.715	0.100	0.610	0.889	0.724
<b>COMBINED TWO DOMAINS WITH DOMAIN TAG</b>												
BART base	0.042	0.570	0.779	0.658	<b>0.072</b>	0.592	0.768	0.669	<b>0.078</b>	0.604	0.801	0.689
BART + SC	0.035	<b>0.574</b>	0.849	<b>0.685</b>	0.058	0.586	<b>0.861</b>	0.697	0.059	0.599	0.892	0.718
BART + BLEU	<b>0.047</b>	0.572	0.761	0.653	0.071	0.591	0.772	0.669	0.077	<b>0.605</b>	0.817	0.695
BART + SC & BLEU	0.043	0.573	<b>0.850</b>	<b>0.685</b>	0.057	<b>0.595</b>	0.849	<b>0.700</b>	0.064	0.603	<b>0.896</b>	<b>0.721</b>
BART large + SC & BLEU	0.089	0.590	0.801	0.679	0.099	0.604	0.869	0.713	0.100	0.611	0.900	0.728

Table A.1.3: Evaluation results of x%-sized training sets (10%, 50% and 100%) on the F&R domain. The best score for each metric in each table section is boldfaced. Note that (i) Both BLEURT and BLEU are calculated against the four human references; (ii) ACC is the accuracy of the output labeled as the target style by the binary classifier; and (iii) HM is the harmonic mean of ACC and BLEU.

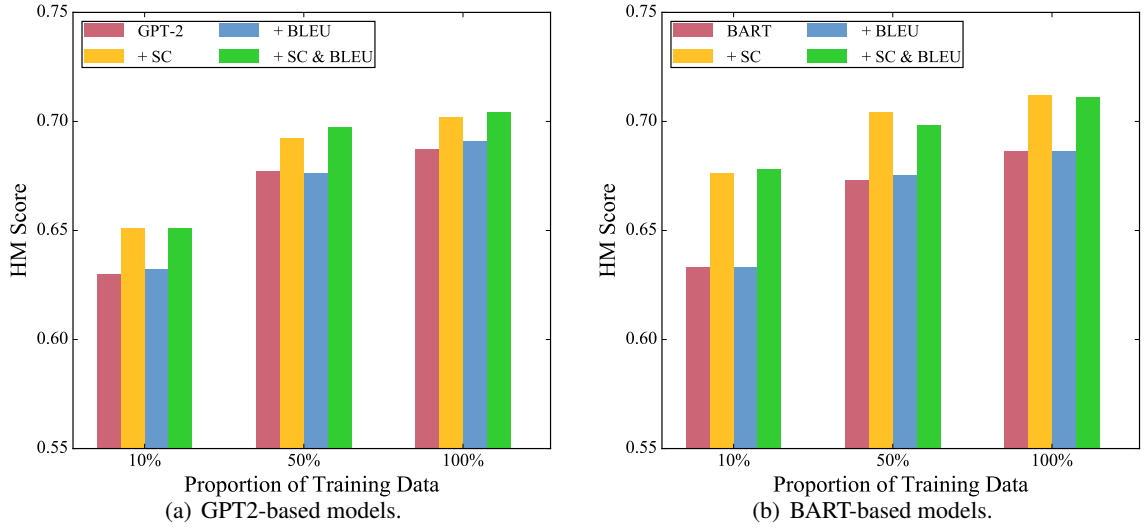


Figure A.1.1: HM score of x%-sized training sets of GPT2-/BART-based models on F&R domain.

## A.2 Example Outputs of Various Models

FROM INFORMAL TO FORMAL	
Source	the who (i think) and limp bizkit is all I know....
Reference 1	I believe it is The Who and Limp Bizkit, which is the extent of my knowledge.
Reference 2	The Who and Limp Bizkit are all that I know.
Reference 3	The Who (I believe) and Limp Bizkit are all that I know.
Reference 4	The Who and Limp Bizkit is all I know.
PBMT-Combined (Rao and Tetreault, 2018)	The who ( I think ), and Limp Bizkit is all I know.
Bi-directional FT (Niu et al. (2018)	I think that I am limp bizkit is all I know.
GPT-CAT (train on F&R, Wang et al. (2019))	I think that the Who and the limp Bizkit are all I know.
GPT-CAT (train on E&M and F&R, Wang et al. (2019))	The Who and limp bizkit are all I know.
S2S-SLS(GPT-2, Wang et al. (2020))	The Who and Limp Bizkit are all I know.
Transformer (data augmentation, Zhang et al. (2020))	I believe that limp Bizkit is all I know.
Chawla's (Chawla and Yang, 2020)	The Who and Limp Bizkit are all I know.
OpenNMT	The who is the who I think, and "Litt Bizl" is all I know.
OpenNMT with SC	The who is the person, and I think it is a good person.
OpenNMT with BLEU	Biz best is all I know.
OpenNMT with SC & BLEU	The who is the who I think, and "Cuck Bize" is all I know.
GPT-2 base	I think the Who and Limp Bizkit are all I know.
GPT-2 + SC	I believe the Who and limp Bizkit are all I know.
GPT-2 + BLEU	The Who and Limp Bizkit are all I know.
GPT-2 + SC & BLEU	I think the Who and limp Bizkit are all I know.
BART base	The Who and Limp Bizkit are all I know.
BART + SC	The Who and Limp Bizkit are all I know.
BART + BLEU	The Who and Limp Bizkit are all I know.
BART + SC & BLEU	The Who and Limp Bizkit are all I know.
BART large + SC & BLEU (train on E&M and F&R)	I believe The Who and Limp Bizkit are the only bands I know.
FROM FORMAL TO INFORMAL	
Source	Thus far, I have not heard that she returns here to Arkansas?
Reference 1	So far i haven't heard that shes come back here (Arkansas)?
Reference 2	When is she coming back to Arkansas?
Reference 3	i ain't heard of her coming back to Arkansas yet
Reference 4	did she come back to arkansas or what?
PBMT-Combined (Rao and Tetreault, 2018)	So far , I havent heard that she came back here to arkansas?
Bi-directional FT (Niu et al. (2018)	so far, I haven't heard that she returns here to Arkansas?
OpenNMT	So far I have never heard that she goes back to be back to be?
OpenNMT with SC	So far, I've never heard that she comes here tonie?
OpenNMT with BLEU	So far, I haven't heard that she goes to be back to be?
OpenNMT with SC & BLEU	Y far, I haven't heard that she comes up here to be?
GPT-2 base	So far, I haven't heard she comes back here to Ark?
GPT-2 + SC	So far, I haven't heard she comes back here to Ark?
GPT-2 + BLEU	So far, I haven't heard she comes back here to Ark?
GPT-2 + SC & BLEU	So far, I haven't heard she comes back here to Ark?
BART base	I haven't heard she comes back to Ark.
BART + SC	So far, I haven't heard she comes back to Arkansas?
BART + BLEU	So far, I haven't heard she comes back to Ark.
BART + SC & BLEU	So far I haven't heard she goes back to Arkansas?
BART large + SC & BLEU (train on E&M and F&R)	So far I haven't heard that she's coming back here to Arkansas.

Table A.2.1: Sample model outputs and target style reference on the E&M domain, where red denotes improperly generated words or content.

### A.3 Policy Gradient

Reinforcement learning (RL) is a sub-field of machine learning that is concerned with how intelligent agents ought to take actions in an environment in order to maximize the cumulative reward. Here, we employ the policy gradient algorithm (Williams, 1992) to maximize the expected reward (style strength and/or content preservation) of the generated sequence  $\mathbf{y}^s$ , whose gradient with respect to the parameters  $\phi$  of the neural network model is estimated by sampling as:

$$\begin{aligned}
\nabla_{\phi} J(\phi) &= R \cdot \nabla_{\phi} \sum_i P(\mathbf{y}_i^s | \mathbf{x}_i; \phi) \\
&= \sum_i P(\mathbf{y}_i^s | \mathbf{x}_i; \phi) R_i \nabla_{\theta} \log(P(\mathbf{y}_i^s | \mathbf{x}_i; \phi)) \\
&\simeq \frac{1}{N} \sum_{i=1}^N R_i \nabla_{\phi} \log(P(\mathbf{y}_i^s | \mathbf{x}_i; \phi)) \\
&= E[R \cdot \nabla_{\phi} \log(P(\mathbf{y}^s | \mathbf{x}; \phi))]
\end{aligned} \tag{8}$$

where  $J(\cdot)$  is the objective function,  $\nabla_{\phi} J(\cdot)$  is the gradient of  $J(\cdot)$  with respect to  $\phi$ ,  $R_i$  is the reward of the  $i_{th}$  sequence  $\mathbf{y}^s$  that is sampled from the distribution of model outputs at each decoding time step,  $\phi$  are the parameters of the model,  $N$  is the sample size, and  $E(\cdot)$  is the expectation.

Regarding the reward of style classification for GPT-2 based model, we design two rewards (Eq. 4 and Eq. 5) for source sentence and target sentence, respectively. The policy gradient is then

$$\begin{aligned}
\nabla_{\phi} J(\phi) &= E[R_{cls_{source}} \cdot \nabla_{\phi} \log(P(\mathbf{y}_{source}^s | \mathbf{x}_{source}; \phi))] \\
&\quad + E[R_{cls_{target}} \cdot \nabla_{\phi} \log(P(\mathbf{y}_{target}^s | \mathbf{x}_{source, target}; \phi))]
\end{aligned} \tag{9}$$