

Canonical decompositions and algorithmic recognition of spatial graphs

Stefan Friedl¹, Lars Munser¹, José Pedro Quintanilha¹, and Yuri Santos Rego²

¹Universität Regensburg

²Otto-von-Guericke-Universität Magdeburg

May 17, 2021

Abstract

We prove that there exists an algorithm for determining whether two piecewise-linear spatial graphs are isomorphic. In its most general form, our theorem applies to spatial graphs furnished with vertex colorings, edge colorings and/or edge orientations.

We first show that spatial graphs admit canonical decompositions into blocks, that is, spatial graphs that are non-separable and have no cut vertices, in a suitable topological sense. Then we apply a result of Haken and Matveev in order to algorithmically distinguish these blocks.

Contents

1	Introduction	3
1.1	Our main result	3
1.2	Matveev’s Recognition Theorem	3
1.3	Decomposition results	4
1.4	The piecewise-linear setting	6
1.5	Structure of the paper	6
2	Basic definitions	7
3	The disjoint union of spatial graphs	9
3.1	Assembling spatial graphs through disjoint unions	9
3.2	Decomposing spatial graphs as disjoint unions	12
4	The vertex sum of spatial graphs	15
4.1	Defining the vertex sum	15
4.2	Iterated vertex sums and trees of spatial graphs	24
4.3	Decomposing pieces as trees of blocks	28
5	Extension to decorated graphs	35
6	The marked exterior of a spatial graph	37
6.1	Construction and faithfulness	38
6.2	Properties of marked exteriors	44
7	Algorithmic theory of spatial graphs	50

Acknowledgments

The first, second and third authors were supported by the CRC 1085 *Higher Invariants* (Universität Regensburg, funded by the DFG). We are grateful to Benjamin Ruppik and Claudius Zibrowius for helpful conversations, and to Sofia Amontova for bringing our attention to some relevant literature.

1 Introduction

1.1 Our main result

This article is concerned with spatial graphs, which are finite graphs embedded in oriented 3-spheres – not merely as subspaces, but with an explicit decomposition into vertices and edges. We give a precise definition using piecewise-linear (henceforth abbreviated as “PL”) topology (Definition 2.1). The PL setting makes it easy to formalize the intuitive idea of what an isomorphism of spatial graphs should be: an orientation-preserving PL homeomorphism of the ambient 3-spheres mapping vertices to vertices and edges to edges bijectively (Definition 2.3). The reader might be amused to try and decide which among the two pairs of spatial graphs depicted in Figure 1.1 consist of isomorphic spatial graphs.

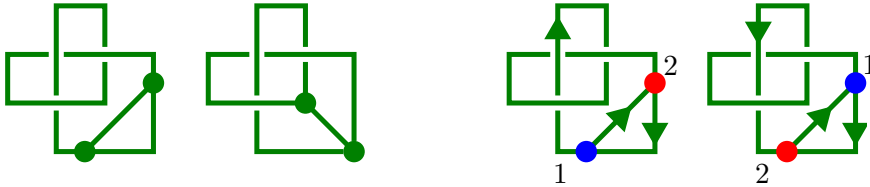


Figure 1.1: Two pairs of (decorated) spatial graphs with the same combinatorial structure, but *a priori* different topology.

Our main result is the following:

Theorem 1.1 (Algorithmic detection of spatial graphs). *There exists an algorithm for determining whether two spatial graphs are isomorphic.*

Theorem 1.1 is restated and proved in a more general context as Theorem 7.14, where we allow the spatial graphs to come equipped with additional decorations, such as colorings of vertices and/or edges, and orientations of the edges (as in the right hand side of Figure 1.1). All this additional data must of course be respected by isomorphisms.

We reduce the task of producing a computer program for testing the isomorphism type of spatial graphs, to the implementation of algorithmic results in Matveev’s text on computational 3-manifold topology [Mat07]. The input for such a program would then be a pair of oriented 3-spheres given as finite simplicial complexes, with the vertices and edges of the spatial graphs specified as subcomplexes, and also possibly the data of decorations. We make no claims about the efficiency of such an algorithm.

1.2 Matveev’s Recognition Theorem

Our proof uses as a main ingredient a theorem of Matveev that extends work of Haken [Mat07, Thm. 6.1.6], concerning PL 3-manifolds equipped

with a 1-dimensional subcomplex of their boundary (called a “boundary pattern”, see Definition 6.4). Matveev’s Theorem (reproduced below as Theorem 7.5) states that it is possible to algorithmically detect whether two such 3-manifolds with boundary pattern are PL-homeomorphic (via a homeomorphism respecting the boundary patterns), provided that they are “Haken” (Definition 7.3).

We construct a PL 3-manifold with boundary pattern out of a spatial graph, its “marked exterior” (Definition 6.5), such that two spatial graphs are isomorphic precisely if their marked exteriors are PL-homeomorphic. The marked exterior is built in a two-step process by first removing a suitably chosen open neighborhood of the vertices, and then one of (what is left of) the edges. The boundary is then marked with a pattern that allows for easily reconstructing the spatial graph. Figures 6.1 and 6.3 illustrate the general idea of the construction. We then apply Matveev’s Theorem to the marked exteriors.

The main difficulty in using Matveev’s Recognition Theorem to deduce Theorem 1.1 is in the fact that Matveev’s Theorem applies only to 3-manifolds with boundary pattern that are Haken. This property encompasses three conditions: one about existence of non-trivial embedded surfaces (being “sufficiently large”), one about triviality of embedded 2-spheres (“irreducibility”), and one about triviality of properly embedded discs (“boundary-irreducibility”). Whilst the “sufficiently large” requirement is easy to guarantee, we will see that the marked exterior of a spatial graph may very well fail to be irreducible and boundary-irreducible. This issue will take considerable effort to resolve.

1.3 Decomposition results

For an outline of the strategy, consider first the irreducibility requirement. The starting point is the observation (Proposition 6.9) that for a spatial graph Γ , irreducibility of its marked exterior is equivalent to Γ not being the “disjoint union” $\Gamma_1 \sqcup \Gamma_2$ of non-empty spatial graphs Γ_1, Γ_2 , where this disjoint union is the operation of placing Γ_1, Γ_2 “next to one another” in the same ambient 3-sphere (see Definition 3.3 for the precise notion). A non-empty spatial graph that is not a non-trivial disjoint union is called a “piece” (Definition 3.10). In Proposition 3.5, we show that the decomposition of a spatial graph into pieces is canonical in a suitable sense. This reduces the task of determining whether two spatial graphs are isomorphic, to testing whether the pieces in their decompositions are pairwise isomorphic. As these pieces have irreducible marked exteriors, we are one step closer to being able to apply Matveev’s theorem.

The next step is to find a decomposition of non-separable graphs into spatial graphs whose marked exteriors are moreover boundary-irreducible. The strategy is similar to the one in the previous paragraph, except that the

role of the disjoint union operation is played by the operation of “vertex sum” (Definition 4.3). Roughly, the vertex sum of two spatial graphs, each with a distinguished vertex, is obtained by “gluing them” along those vertices. For non-separable spatial graphs Γ , there is a very close correspondence between Γ having boundary-irreducible marked exterior, and Γ being indecomposable as a non-trivial vertex sum (Propositions 6.11 and 6.15). We will see that non-separable spatial graphs admit a canonical decomposition as an iterated vertex sum (Propositions 4.24 and 4.25) of non-separable spatial graphs without cut vertices (which we call “blocks”, see Definition 4.21). This will reduce the comparison of the isomorphism type of two non-separable spatial graphs, to comparing the blocks in their decomposition. Except for one easy special case, these blocks have marked exteriors amenable to Matveev’s algorithm.

We remark that the iterated vertex sums from the previous paragraph are allowed to be performed along different vertices, so the canonical decomposition must come bundled with the combinatorial data of which vertices from different blocks are glued to which. To package this information, we introduce the notion of a “tree of spatial graphs” (Definition 4.14), and in case the spatial graphs being glued are blocks, we call it a “tree of blocks” (Definition 4.21). Our main results on decompositions as iterated vertex are summarized in the following theorem (see Propositions 4.24 and 4.25 for precise statements):

Theorem 1.2 (Canonical decomposition as a tree of blocks). *Every non-separable spatial graph other than a one-point graph admits a unique decomposition as a tree of blocks.*

This theory of decompositions has analogues in the setting of abstract graphs [Jun05, Exercise 8.3.3]. In the topological setting, Suzuki [Suz70] has established a unique factorization result with respect to a “composition” operation similar in spirit to our vertex sum, but only for connected 1-subcomplexes of the 3-sphere, and only up to a “neighborhood congruence” relation. Our Theorem 1.2 differs from Suzuki’s in the following: our spatial graphs come with vertex/edge decompositions and possibly decorations, we broaden the connectedness assumption to non-separability, and we have no identification “up to neighborhood congruence”, instead keeping track of the vertices along which to glue.

We also deduce a triviality result for spatial trees, that is, spatial graphs Γ for which the underlying abstract graph $\langle \Gamma \rangle$ is a tree:

Theorem 1.3 (Uniqueness of spatial trees). *If Γ_1, Γ_2 are spatial trees, then every isomorphism $\langle \Gamma_1 \rangle \rightarrow \langle \Gamma_2 \rangle$ of their underlying abstract graphs is induced by an isomorphism of spatial graphs $\Gamma_1 \rightarrow \Gamma_2$.*

This result is restated in the text as Theorem 6.18. It reduces the isomorphism test for spatial trees to an isomorphism test for abstract trees,

bypassing the machinery of Matveev.

1.4 The piecewise-linear setting

We have decided to work in the PL setting because it is the natural home for results in computational topology such as our main theorem, and it is the framework of the machinery developed by Matveev on which we rely. This is a standard framework in the field [Suz70; Kau89; Yam89; Bar15], although a theory of smooth, rather than PL, spatial graphs has also been introduced by Herrmann and the first author [FH20; FH21].

The reader is referred to the textbook of Rourke and Sanderson [RS72] for the standard notions in PL topology. We will often give precise references for the results we import, but knowledge of basic concepts such as that of a polyhedron, or a PL manifold (possibly oriented, or with boundary) will be assumed. In particular, PL spaces (also called polyhedra) are by definition subspaces of some \mathbb{R}^n whose points admit a star neighborhood. The ambient space \mathbb{R}^n is equipped with the metric induced from the ℓ^1 -norm, so by “balls” and “spheres” we always mean polyhedra that are PL-homeomorphic to cubes and their boundaries, respectively.

We will also make heavy usage of regular neighborhoods. If $X \subseteq P$ are polyhedra, with X compact, then one may think of a regular neighborhood of X in P as a “small, well-behaved neighborhood” of X that deformation-retracts onto X [RS72, Chapter 3]. If P_0 is a closed sub-polyhedron of P , there is also the notion of a regular neighborhood N of X in the pair (P, P_0) [RS72, p. 52]. In this case we use a lighter notation than the one in Rourke-Sanderson, who would instead have written that *the pair* $(N, N \cap P_0)$ is a regular neighborhood of *the pair* $(X, X \cap P_0)$ in (P, P_0) .

The reader might be more familiar with the combinatorial definition of a PL space as (the topological realization of) an abstract simplicial complex. The two theories are equivalent: every polyhedron is a union of geometric simplices intersecting along faces [RS72, Theorem 2.11], and such a decomposition can be abstracted to a combinatorial setup [RS72, Exercise 2.27(1)]. Moreover, PL maps between polyhedra can be expressed as simplicial maps between subdivisions of the abstract simplicial complexes that they realize [RS72, Theorem 2.14]. (And although the notion of a simplicial subdivision is not combinatorial, the Alexander-Newman Theorem [Lic99, Theorem 4.5] allows one to phrase purely combinatorially the property of two abstract simplicial complexes having PL-homeomorphic realizations.)

1.5 Structure of the paper

After laying out the most elementary terms in the theory of spatial graphs (Section 2), we describe the operation of disjoint union of spatial graphs

(Section 3), proving that the decomposition as a disjoint union of pieces is unique. This program is mirrored in Section 4, where we define the vertex sum operation on pointed spatial graphs, establish a framework for describing iterated vertex sums (as trees of spatial graphs), and show uniqueness of decompositions as trees of blocks, thus completing the proof of Theorem 1.2. We point out that showing that the vertex sum operation is well-defined is one of the most technically demanding points of our program, with most of the hard work contained in the proof of Proposition 4.4. Section 5 is an addendum explaining how to adapt the theory developed so far to spatial graphs decorated with additional structure, namely edge orientations, vertex colorings, and edge colorings.

Section 6 introduces one of the main characters of this paper, the marked exterior of a (decorated) spatial graph. We define it, explain how it encodes the spatial graph used to construct it, and translate indecomposability properties of spatial graphs into properties of their marked exteriors. Finally, in Section 7 we import results from computational 3-manifold topology in order to show that the canonical decompositions of Theorem 1.2 can be computed algorithmically, and apply Matveev’s Theorem to marked exteriors of decorated blocks. Altogether, this culminates in the proof of our main result, Theorem 1.1.

2 Basic definitions

In this short section, we formally define spatial graphs and introducing other basic terminology. We take a moment to remind the reader that all spaces considered are polyhedra: subspaces of some euclidean space \mathbb{R}^n having local cone neighborhoods at every point, and PL maps are defined as preserving this local cone structure [RS72, Chapter 1]. Standard models of balls and spheres are defined using the ℓ^1 -norm, so they are effectively cubes and their boundaries. Orientations of PL manifolds are defined as PL isotopy classes of embeddings of balls [RS72, pp. 43-46].

Definition 2.1. A **spatial graph** Γ is a triple (\mathcal{S}, V, E) , where:

- \mathcal{S} is an oriented 3-sphere, called the **ambient sphere** of Γ . We will occasionally say that “ Γ is a spatial graph in \mathcal{S} ”.
- V is a finite subset of \mathcal{S} , whose elements are called **vertices** of Γ , and
- E is a finite set of subpolyhedra of \mathcal{S} , called **edges** of Γ , such that:
 - each edge is PL-homeomorphic to an interval or to a PL 1-sphere,
 - each edge that is PL-homeomorphic to an arc intersects V precisely its endpoints,

- each edge that is PL-homeomorphic to a circle contains precisely one element of V (such edges are called **loops**),
- for every two distinct edges e, e' , we have $e \cap e' \subseteq V$.

The **support** of Γ is the union

$$|\Gamma| := V \cup \bigcup_{e \in E} e \subset \mathcal{S}.$$

The **underlying graph** $\langle \Gamma \rangle$ of Γ is the (undirected) abstract graph with vertex set V and edge set E , where each edge is incident to the one or two elements of V that it contains. We will say that an edge of Γ is **incident** to a vertex if this is true in $\langle \Gamma \rangle$. The **degree** of a vertex v is the same as its degree in $\langle \Gamma \rangle$, that is, the number of edges incident to v , with loops counting twice. A vertex of degree 0 is called an **isolated vertex**, and a vertex of degree 1 is called a **leaf**.

Observe that the two subsets $|\Gamma|$ and V of \mathcal{S} determine the edge set, since there is a canonical bijection between E and $\pi_0(|\Gamma| \setminus V)$.

Definition 2.2. A **sub-graph** of a spatial graph $\Gamma = (\mathcal{S}, V, E)$ is a spatial graph $\Gamma' = (\mathcal{S}, V', E')$, where $V' \subseteq V$ and $E' \subseteq E$.

Definition 2.3. Let $\Gamma_1 = (\mathcal{S}_1, V_1, E_1)$ and $\Gamma_2 = (\mathcal{S}_2, V_2, E_2)$ be spatial graphs. An **isomorphism** $\Phi: \Gamma_1 \rightarrow \Gamma_2$ is a PL homeomorphism of triples $\Phi: (\mathcal{S}_1, |\Gamma_1|, V_1) \rightarrow (\mathcal{S}_2, |\Gamma_2|, V_2)$ respecting the orientation of the ambient spheres. If such Φ exists, we say Γ_1, Γ_2 are **isomorphic** and write $\Gamma_1 \cong \Gamma_2$.

By the characterization of the elements of E_1 in terms of $|\Gamma_1| \setminus V_1$ (and similarly for E_2), such Φ also induces a bijection $E_1 \rightarrow E_2$, and we get an induced isomorphism of abstract graphs $\langle \Phi \rangle: \langle \Gamma_1 \rangle \rightarrow \langle \Gamma_2 \rangle$.

We emphasize that there is stark loss of information in the passage from a spatial graph to its underlying graph. In fact, one could claim that much of the field of knot theory is the study of the isomorphism classes of spatial graphs whose underlying graph is comprised of one vertex and one loop.

It will be convenient to loosen the notation by allowing ourselves to write an equality of spatial graphs “ $\Gamma_1 = \Gamma_2$ ” whenever $\langle \Gamma_1 \rangle = \langle \Gamma_2 \rangle$ and there is an isomorphism $\Phi: \Gamma_1 \rightarrow \Gamma_2$ such that $\langle \Phi \rangle$ is the identity morphism.

Up to isomorphism, there is a unique spatial graph with no vertices (and hence also no edges), which we call the **empty spatial graph**, and denote by $\mathbf{0}$. Similarly, since the group of PL self-homeomorphisms of a 3-sphere acts transitively on its points [RS72, Lemma 3.33], there is a unique spatial graph (up to isomorphism) with a single vertex and no edges. We call it a **one-point** spatial graph and denote it by $\mathbf{1}$.

3 The disjoint union of spatial graphs

We want to define and establish properties of two operations on spatial graphs. For now, we focus on the disjoint union operation, and this will double as a warm-up for studying the more delicate vertex sum operation (Section 4). These operations implement constructions that are straightforward to define for abstract graphs, but in the setting of spatial graphs, a rigorous treatment requires some care.

3.1 Assembling spatial graphs through disjoint unions

In order to define the disjoint union of spatial graphs, we will need the following theorem:

Theorem 3.1 (Disc Theorem [RS72, Theorem 3.34]). *Every two orientation-preserving PL embeddings of an n -ball into the interior of a connected, oriented n -manifold M are PL-ambient-isotopic relative ∂M .*

The above reference does not state that the ambient isotopy fixes ∂M , but a closer inspection reveals that the stronger conclusion does follow from the proof. Later, we also present a stronger version of the Disc Theorem, which does include the boundary condition (Theorem 4.6).

Definition 3.2. An **enclosing ball** for a spatial graph Γ in \mathcal{S} , is a PL-embedded 3-ball $B \subset \mathcal{S}$ such that $|\Gamma| \subset \text{int}(B)$.

Definition 3.3. For each $i \in \{1, 2\}$, let $\Gamma_i = (\mathcal{S}_i, V_i, E_i)$ be a spatial graph, and let B_i be an enclosing ball for Γ_i . Moreover, let $f: \partial B_1 \rightarrow \partial B_2$ be an orientation-reversing PL homeomorphism. Then the spatial graph

$$\Gamma_1 \sqcup_f \Gamma_2 := (B_1 \cup_f B_2, V_1 \sqcup V_2, E_1 \sqcup E_2),$$

where $B_1 \cup_f B_2$ denotes the 3-sphere obtained by attaching B_1 to B_2 using f , is said to be a **disjoint union** of Γ_1 and Γ_2 .

We remark that gluing polyhedra along sub-polyhedra is a valid operation in the PL setting [RS72, Exercise 2.27 (2)].

As one would expect, the underlying graph $\langle \Gamma_1 \sqcup_f \Gamma_2 \rangle$ is the disjoint union $\langle \Gamma_1 \rangle \sqcup \langle \Gamma_2 \rangle$, as usually defined for abstract graphs.

The next lemma and proposition show that the isomorphism type of a disjoint union of two spatial graphs does not depend on the choice of enclosing balls B_1, B_2 , nor on the attaching map f .

Lemma 3.4 (Uniqueness of enclosing balls). *Let Γ be a spatial graph in \mathcal{S} , and let B, B' be enclosing balls for Γ . Then every orientation-preserving PL homeomorphism $\Phi_\partial: \partial B \rightarrow \partial B'$ extends to an orientation-preserving PL homeomorphism $\Phi_B: B \rightarrow B'$ that restricts to the identity on $|\Gamma|$.*

Proof. Fix a regular neighborhood N_Γ of $|\Gamma|$ in \mathcal{S} that is disjoint from $\partial B \cup \partial B'$. Since N_Γ and \mathcal{S} are 3-manifolds, the subspace $\overline{N_\Gamma} := \mathcal{S} \setminus \text{int}(N_\Gamma)$ is also a 3-manifold [RS72, Corollary 3.14]. Moreover, since the closure of the complement of a PL-embedded n -ball in an n -sphere is always an n -ball [RS72, Corollary 3.13], we see that $\overline{B} := \mathcal{S} \setminus \text{int}(B)$ is a 3-ball contained in $\text{int}(\overline{N_\Gamma})$ (and similarly for $\overline{B'} := \mathcal{S} \setminus \text{int}(B')$).

Since a PL homeomorphism between the boundaries of two balls always extend to a PL homeomorphism of their interior [RS72, Lemma 1.10], we may extend Φ_∂ to an orientation-preserving PL homeomorphism $\Phi_{\overline{B}}: \overline{B} \rightarrow \overline{B'}$. Then we apply the Disc Theorem (Theorem 3.1) to produce a PL ambient isotopy of $\overline{N_\Gamma}$ taking the inclusion $B \hookrightarrow \overline{N_\Gamma}$ to the composition

$$\overline{B} \xrightarrow{\Phi_{\overline{B}}} \overline{B'} \hookrightarrow \overline{N_\Gamma}.$$

Since this ambient isotopy keeps ∂N_Γ fixed, its final homeomorphism $\Phi_{\overline{N_\Gamma}}: \overline{N_\Gamma} \rightarrow \overline{N_\Gamma}$ can be extended to all of \mathcal{S} by setting it to the identity on N_Γ . This extension $\Phi_{\mathcal{S}}: \mathcal{S} \rightarrow \mathcal{S}$, when restricted to B , is a PL homeomorphism $\Phi_B: B \rightarrow B'$ satisfying the conclusion of the lemma. \square

Proposition 3.5 (Well-definedness of the disjoint union). *For each $i \in \{1, 2\}$, let Γ_i be a spatial graph in \mathcal{S}_i , and let B_i, B'_i be two enclosing balls for Γ_i . Moreover, let $f: \partial B_1 \rightarrow \partial B_2$ and $f': \partial B'_1 \rightarrow \partial B'_2$ be orientation-reversing PL homeomorphisms. Then there is an isomorphism $\Phi: \Gamma_1 \sqcup_f \Gamma_2 \cong \Gamma_1 \sqcup_{f'} \Gamma_2$ such that $\langle \Phi \rangle$ is the identity on $\langle \Gamma_1 \rangle \sqcup \langle \Gamma_2 \rangle$.*

Note that in the abbreviated notation introduced in Section 2, the conclusion of this proposition can be rephrased as “ $\Gamma_1 \sqcup_f \Gamma_2 = \Gamma_1 \sqcup_{f'} \Gamma_2$ ”.

Proof. By Lemma 3.4, there is an orientation-preserving PL homeomorphism $\Phi_1: B_1 \rightarrow B'_1$ restricting to the identity on $|\Gamma_1|$. Using the same lemma, let $\Phi_2: B_2 \rightarrow B'_2$ be an orientation-preserving PL homeomorphism fixing $|\Gamma_2|$ and whose restriction to ∂B_2 is $f' \circ \Phi_1|_{\partial B_1} \circ f^{-1}$. Then the maps Φ_i assemble to a PL homeomorphism $\Phi: B_1 \sqcup_f B_2 \rightarrow B'_1 \sqcup_{f'} B'_2$ giving the desired isomorphism between $\Gamma_1 \sqcup_f \Gamma_2$ and $\Gamma_1 \sqcup_{f'} \Gamma_2$. The fact that each Φ_i restricts to the identity on $|\Gamma_i|$ implies that $\langle \Phi \rangle$ is the identity on $\langle \Gamma_1 \rangle \sqcup \langle \Gamma_2 \rangle$. \square

The disjoint union $\Gamma_1 \sqcup_f \Gamma_2$ is thus well-defined without specifying enclosing balls B_1, B_2 nor the attaching map f , up to isomorphism of spatial graphs respecting the underlying combinatorial structure. Hence we will from now on most of the time suppress the f -subscript from the notation.

We now collect two elementary observations:

Lemma 3.6 (Disjoint union summands as sub-graphs). *Let $\Gamma = \Gamma_1 \sqcup \Gamma_2$ be a disjoint union of spatial graphs, and denote by Γ'_1 the sub-graph of Γ obtained by discarding all vertices and edges of Γ_2 . Then $\Gamma'_1 = \Gamma_1$.*

Proof. For each $i \in \{1, 2\}$, let \mathcal{S}_i be the ambient sphere for Γ_i , let $B_i \subset \mathcal{S}_i$ be the enclosing ball from which the disjoint union was formed, and let $f: \partial B_1 \rightarrow \partial B_2$ be the attaching map. Our task is to find a PL homeomorphism $\Phi: \mathcal{S}_1 \rightarrow B_1 \cup_f B_2$ that restricts to the identity on $|\Gamma_1|$. Setting Φ as the identity map on B_1 , we are left to find a PL homeomorphism $\overline{B}_1 \rightarrow B_2$ extending f , where $\overline{B}_1 := \mathcal{S}_1 \setminus \text{int}(B_1)$. Such an extension always exists [RS72, Lemma 1.10]. \square

When working with such a disjoint union, we will often refer to the summand Γ_1 as a sub-graph of Γ without explicit mention of this lemma.

Lemma 3.7 (Disjoint union of isomorphisms). *Let $\Phi_1: \Gamma_1 \rightarrow \Gamma'_1$ and $\Phi_2: \Gamma_2 \rightarrow \Gamma'_2$ be isomorphisms of spatial graphs. Then there exists an isomorphism*

$$\Phi_1 \sqcup \Phi_2: \Gamma_1 \sqcup \Gamma_2 \rightarrow \Gamma'_1 \sqcup \Gamma'_2$$

such that for each $i \in \{1, 2\}$ the underlying isomorphism of abstract graphs $\langle \Phi_1 \sqcup \Phi_2 \rangle$ restricts to $\langle \Phi_i \rangle$ on $\langle \Gamma_i \rangle$.

Proof. Form the disjoint union $\Gamma_1 \sqcup_f \Gamma_2$ by using a suitable PL homeomorphism $f: \partial B_1 \rightarrow \partial B_2$ between the boundaries of enclosing balls for Γ_1, Γ_2 . Writing $B'_1 := \Phi_1(B_1)$, $B'_2 := \Phi_2(B_2)$, and defining $f': \partial B'_1 \rightarrow \partial B'_2$ as $f' := \Phi_2|_{\partial B_2} \circ f \circ \Phi_1^{-1}|_{\partial B_1}$, we can form the disjoint union $\Gamma'_1 \sqcup_{f'} \Gamma'_2$. The restrictions $\Phi_i|_{B_i}$ then assemble to the desired isomorphism $\Phi_1 \sqcup \Phi_2$. \square

Note that this lemma strongly depends on the fact that the ambient 3-spheres of spatial graphs carry an orientation, which is preserved by isomorphisms. If we were to drop this requirement, then a spatial graph Γ comprised of one vertex and one edge in the shape of a trefoil would be isomorphic to its mirror-image $\tilde{\Gamma}$. The spatial graphs $\Gamma \sqcup \Gamma$ and $\Gamma \sqcup \tilde{\Gamma}$ would however not be isomorphic.

We finish this subsection by recording basic algebraic properties of the disjoint union.

Proposition 3.8 (Properties of the disjoint union). *Let $\Gamma_1, \Gamma_2, \Gamma_3$ be spatial graphs. Then:*

- identity element: $\Gamma_1 \sqcup \mathbf{0} = \Gamma_1$,
- commutativity: $\Gamma_1 \sqcup \Gamma_2 = \Gamma_2 \sqcup \Gamma_1$,
- associativity: $(\Gamma_1 \sqcup \Gamma_2) \sqcup \Gamma_3 = \Gamma_1 \sqcup (\Gamma_2 \sqcup \Gamma_3)$.

Proof. The first statement follows from Lemma 3.6.

Commutativity is straightforward if one uses the same enclosing balls for both disjoint unions, and mutually inverse attaching maps.

For associativity, we need only a bit of care when choosing enclosing balls along which to perform the disjoint unions. The idea should be clear

from the schematic in Figure 3.1, but we now supply a bit more detail. Denote the ambient 3-sphere of each Γ_i by \mathcal{S}_i . Let B_1, B_3 be enclosing balls for Γ_1, Γ_3 , respectively, and let B_{21}, B_{23} be enclosing balls for Γ_2 such that $\text{int}(B_{21}) \cup \text{int}(B_{23}) = \mathcal{S}_2$. Equivalently, the 3-balls $\overline{B_{21}} := \mathcal{S} \setminus \text{int}(B_{21})$ and $\overline{B_{23}} := \mathcal{S} \setminus \text{int}(B_{23})$ should be disjoint. After fixing attaching maps $f_1: \partial B_1 \rightarrow \partial B_{21}, f_3: \partial B_{23} \rightarrow \partial B_3$, it follows that $B_1 \cup_{f_1} (B_{21} \cap B_{23})$ is an enclosing ball for $\Gamma_1 \sqcup_{f_1} \Gamma_2$, and $(B_{21} \cap B_{23}) \cup_{f_3} B_3$ is an enclosing ball for $\Gamma_2 \sqcup_{f_3} \Gamma_3$. The spatial graphs $(\Gamma_1 \sqcup_{f_1} \Gamma_2) \sqcup_{f_3} \Gamma_3$ and $\Gamma_1 \sqcup_{f_1} (\Gamma_2 \sqcup_{f_3} \Gamma_3)$ are then the same on the nose. \square

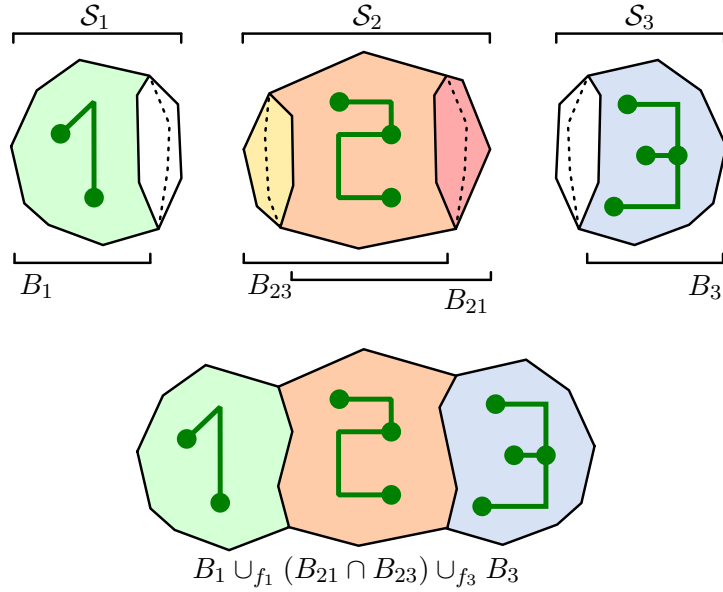


Figure 3.1: The proof of associativity of the disjoint union, with ambient spheres and enclosing balls depicted one dimension below. Top: the ambient spheres and enclosing balls for the spatial graphs Γ_i . Bottom: the spatial graph $\Gamma_1 \sqcup_{f_1} \Gamma_2 \sqcup_{f_3} \Gamma_3$ in its ambient sphere $B_1 \cup_{f_1} (B_{21} \cap B_{23}) \cup_{f_3} B_3$.

Commutativity and associativity allow us to unambiguously write down iterated disjoint unions. More precisely, if $\{\Gamma_i\}_{i \in I}$ is a collection of spatial graphs indexed by a finite set I , then $\bigsqcup_{i \in I} \Gamma_i$ is well-defined up to isomorphism inducing the identity on $\bigsqcup_{i \in I} \langle \Gamma_i \rangle$.

3.2 Decomposing spatial graphs as disjoint unions

We now start working towards proving that every spatial graph can be expressed as an iterated disjoint union in a canonical way. We will (often implicitly) use the fact that every PL-embedded 2-sphere in a PL 3-sphere decomposes it into two 3-balls. Although the topological version of this statement is known to be false by the famous counter-example of the

“Alexander horned sphere”, it holds in the PL setting, also due to work of Alexander [Ale24].

We begin with a simple observation.

Lemma 3.9 (If it looks like a disjoint union, it is a disjoint union). *Let Γ be a spatial graph in \mathcal{S} and $S \subset \mathcal{S} \setminus |\Gamma|$ a PL-embedded 2-sphere. Denote the closures of the two components of $\mathcal{S} \setminus S$ by B_1 and B_2 . For each $i \in \{1, 2\}$, let Γ_i be the sub-graph of Γ comprised of the vertices and edges that are contained in B_i . Then $\Gamma = \Gamma_1 \sqcup \Gamma_2$.*

Proof. We use Lemma 3.6 to regard each Γ_i as a sub-graph of $\Gamma_1 \sqcup \Gamma_2$, and take B_i as an enclosing ball for Γ_i . If $f: S \rightarrow S$ is the identity map, then $\Gamma = \Gamma_1 \sqcup_f \Gamma_2$. \square

Of course by definition of the disjoint union, if $\Gamma = \Gamma_1 \sqcup \Gamma_2$, then there exists such a sphere S .

Definition 3.10. Let Γ be a spatial graph in \mathcal{S} .

- If $S \subset \mathcal{S} \setminus |\Gamma|$ is a 2-sphere and Γ_1, Γ_2 are as in Lemma 3.9, we say that “ S decomposes Γ as $\Gamma_1 \sqcup \Gamma_2$ ”.
- Γ is said to be **separable** if it is the disjoint union of two non-empty spatial graphs; otherwise it is **non-separable**.
- If S is a 2-sphere in \mathcal{S} decomposing Γ as $\Gamma_1 \sqcup \Gamma_2$ with Γ_1, Γ_2 non-empty, then S is called a **separating sphere** for Γ .
- We will call a spatial graph a **piece** if it is non-empty and non-separable. We will also say that a spatial graph Λ is a piece of Γ if Λ is a piece and $\Gamma = \Gamma' \sqcup \Lambda$ for some Γ' .

We use the word “piece”, rather than “component”, to avoid suggesting that for such Λ , the support $|\Lambda|$ (or equivalently the underlying graph $\langle \Lambda \rangle$) would have to be connected. Indeed, a spatial graph with non-connected support may very well be non-separable. Take, for example, a spatial graph isotopic to a Hopf link, such as the one in Figure 3.2.



Figure 3.2: The notion of non-separability of spatial graphs does not coincide with the notion of connectedness. The depicted spatial graph Γ is non-separable, but its support $|\Gamma|$ and underlying graph $\langle \Gamma \rangle$ are disconnected.

Every spatial graph Γ can be decomposed as a disjoint union of finitely many pieces: if $\Gamma = \mathbf{0}$ we take the empty union, and if Γ is itself a piece, we

take a disjoint union indexed over a one-element set. If Γ is non-empty and not a piece, then it can be expressed as a disjoint union of two non-empty graphs $\Gamma = \Gamma_1 \sqcup \Gamma_2$, each Γ_i thus having strictly fewer vertices than Γ . By induction on the number of vertices, the Γ_i can be decomposed into pieces, and hence so can Γ .

We now work towards proving that such a decomposition is unique.

Lemma 3.11 (Spheres sort pieces). *Let Λ be a piece in \mathcal{S} , and let $S \subset \mathcal{S} \setminus |\Lambda|$ be a PL-embedded 2-sphere. Denote the closures of the two components of $\mathcal{S} \setminus S$ by B_1, B_2 . Then $|\Lambda|$ is contained in exactly one of the B_i .*

Proof. Since $\Lambda \neq \mathbf{0}$, it can certainly not be contained in both B_i . For each $i \in \{1, 2\}$, denote by Λ_i the sub-graph of Λ whose vertices and edges are contained in B_i . Then by Lemma 3.9 we have that S decomposes Λ as $\Lambda_1 \sqcup \Lambda_2$. Since Λ is non-separable, one of the summands, say Λ_1 , is empty. By the first part of Proposition 3.8, it follows that $\Lambda_2 = \Lambda$. \square

Proposition 3.12 (Uniqueness of decomposition into pieces). *Let $(\Lambda_i)_{i \in I_1}$ and $(\Lambda_i)_{i \in I_2}$ be collections of pieces indexed by finite sets I_1, I_2 . Then for every isomorphism of spatial graphs $\Phi: \bigsqcup_{i \in I_1} \Lambda_i \rightarrow \bigsqcup_{i \in I_2} \Lambda_i$, there is a bijection $f: I_1 \rightarrow I_2$ such that for each $i \in I_1$, the PL homeomorphism Φ is an isomorphism of the sub-graphs $\Phi: \Lambda_i \rightarrow \Lambda_{f(i)}$.*

Proof. Write $\Gamma_1 := \bigsqcup_{i \in I_1} \Lambda_i$ and $\Gamma_2 := \bigsqcup_{i \in I_2} \Lambda_i$. We induct on the cardinality of I_1 .

If $I_1 = \emptyset$ then $\Gamma_1 = \mathbf{0} = \Gamma_2$, so since for all $i \in I_2$ we know Λ_i is non-empty, we conclude $I_2 = \emptyset$ and there is nothing left to show. If I_1 contains only one element i_1 , then $\Gamma_1 = \Lambda_{i_1}$ is a piece. Hence Γ_2 is also a piece and therefore, again since the Λ_i are non-empty, we conclude $I_2 = \{i_2\}$. We thus set $f(i_1) := i_2$.

If I_1 has more than one element, we partition it into two non-empty subsets $I_1 = I_1^+ \sqcup I_1^-$. Let S_1 be a 2-sphere decomposing Γ_1 as $(\bigsqcup_{i \in I_1^+} \Lambda_i) \sqcup (\bigsqcup_{i \in I_1^-} \Lambda_i)$, and write $\Gamma_1^+ := \bigsqcup_{i \in I_1^+} \Lambda_i$ and $\Gamma_1^- := \bigsqcup_{i \in I_1^-} \Lambda_i$.

Now $S_2 := \Phi(S_1)$ is a 2-sphere in the ambient sphere of Γ_2 disjoint from $|\Gamma_2|$. One side of S_2 corresponds to the “+”-summand of Γ_1 , and the other to the “-”-summand. By Lemma 3.11, for each $i \in I_2$, we have $|\Lambda_i|$ contained in either the “+”-side or the “-”-side of S_2 . Partition I_2 accordingly as $I_2 = I_2^+ \sqcup I_2^-$, and write $\Gamma_2^\pm := \bigsqcup_{i \in I_2^\pm} \Lambda_i$.

Since Φ maps the support $|\Gamma_1^+|$ into $|\Gamma_2^+|$, and similarly for “-”, we conclude Φ doubles as a pair of isomorphisms of sub-graphs $\Phi^\pm: \Gamma_1^\pm \rightarrow \Gamma_2^\pm$. Both Γ_1^\pm have fewer elements than I_1 , so by induction we obtain bijections $f^\pm: I_1^\pm \rightarrow I_2^\pm$, which assemble to the required $f: I_1 \rightarrow I_2$. \square

By an iterated application of Lemma 3.7, we see the converse direction of this proposition also holds, that is, any two such isomorphic collections

of pieces assemble to isomorphic disjoint unions. Hence, if we are able to decompose spatial graphs Γ_1, Γ_2 as disjoint unions of pieces, then testing whether Γ_1 is isomorphic to Γ_2 boils down to testing whether the pieces are pairwise isomorphic. However, our core machinery for testing isomorphisms of spatial graphs (Proposition 7.7) still needs pieces to be further decomposed. Indeed, there is a further simplification of pieces that is canonical in much the same way as the decomposition of a general spatial graph into pieces. This decomposition is the subject of the next section.

4 The vertex sum of spatial graphs

We now define another operation, the “vertex sum”, whose input data is a pair of spatial graphs with distinguished vertices. The relevant case of the construction is when they are non-separable, but we will nevertheless formulate our definitions and statements without this hypothesis until it becomes indispensable. The overall structure of this section will be rather similar to that of the previous one, with many definitions and results having obvious counterparts.

4.1 Defining the vertex sum

Definition 4.1. A **pointed spatial graph** is a pair (Γ, v) of a spatial graph Γ and a vertex v of Γ . The underlying graph of a pointed spatial graph is pointed with the same distinguished vertex: $\langle(\Gamma, v)\rangle := \langle\langle\Gamma\rangle, v\rangle$. An isomorphism of pointed spatial graphs is an isomorphism of the spatial graphs that preserves the distinguished vertices.

Definition 4.2. An **enclosing ball** for a pointed spatial graph (Γ, v) in \mathcal{S} , is a PL-embedded 3-ball $B \subset \mathcal{S}$ such that $|\Gamma| \subset B$ and $|\Gamma| \cap \partial B = \{v\}$.

Definition 4.3. For each $i \in \{1, 2\}$, let $\Gamma_i = (\mathcal{S}_i, V_i, E_i)$ be a non-empty spatial graph, let $v_i \in V_i$, and let B_i be an enclosing ball for (Γ_i, v_i) . Moreover, let $f: \partial B_1 \rightarrow \partial B_2$ be an orientation-reversing PL homeomorphism mapping v_1 to v_2 . We consider the spatial graph

$$\Gamma_{1 v_1 \bullet v_2} \Gamma_2 := (B_1 \cup_f B_2, (V_1 \sqcup V_2)/v_1 \sim v_2, E_1 \sqcup E_2),$$

where $B_1 \cup_f B_2$ denotes the PL 3-sphere obtained by attaching B_1 to B_2 using f , and define the pointed spatial graph $(\Gamma_{1 v_1 \bullet v_2} \Gamma_2, v_1 = v_2)$ to be a **vertex sum** of (Γ_1, v_1) and (Γ_2, v_2) .

We will use the same notation to denote the analogous operation on pointed abstract graphs. For every such vertex sum of pointed spatial graphs we thus have $\langle\Gamma_{1 v_1 \bullet v_2} \Gamma_2\rangle = \langle\Gamma_1\rangle_{v_1 \bullet v_2} \langle\Gamma_2\rangle$.

We retrace the steps taken when discussing the disjoint union of spatial graphs, our next goal being to show that the vertex sum of pointed spatial

graphs is independent of the choice of enclosing spheres and the attaching map f . The key is the following proposition.

Proposition 4.4 (Uniqueness of enclosing balls for pointed spatial graphs). *Let (Γ, v) be a pointed spatial graph in \mathcal{S} , let B, B' be enclosing balls for (Γ, v) . Then every orientation-preserving PL homeomorphism $\Phi_{\partial}: (\partial B, v) \rightarrow (\partial B', v)$ extends to an orientation-preserving PL homeomorphism $\Phi_B: B \rightarrow B'$ restricting to the identity on $|\Gamma|$.*

Proving this proposition will require substantially more work than its non-pointed counterpart, Lemma 3.4, as one should expect from the very particular behavior demanded of Φ near v . One of the necessary ingredients will be a generalization of the Disc Theorem (Theorem 3.1).

Definition 4.5 ([RS72, p. 50]). An **unknotted ball pair** (B, B_0) is a pair of polyhedra PL-homeomorphic to a standard ball pair $([-1, 1]^n, [-1, 1]^m \times \{0\}^{n-m})$ (for some $n \geq m \geq 0$). A **PL manifold pair** (M, M_0) is a pair of polyhedra that are manifolds, such that $\partial M \cap M_0 = \partial M_0$ (“properness”), and such that each point of M_0 has a neighborhood in (M, M_0) PL-homeomorphic to an unknotted ball pair (“local flatness”)¹.

Theorem 4.6 (Disc Theorem for pairs [RS72, Theorem 4.20]). *Let (M, M_0) be a pair of connected, oriented PL manifolds, let (B, B_0) be an unknotted ball pair with the same dimensions, and let $\iota_1, \iota_2: (B, B_0) \rightarrow (\text{int}(M), \text{int}(M_0))$ be PL embeddings that preserve the orientation on both components. Then there is a PL ambient isotopy of (M, M_0) relative ∂M that carries ι_1 to ι_2 .*

The reason we need the Disc Theorem for pairs is because it has the following corollary:

Corollary 4.7 (Disc Theorem at the boundary). *Let M be a connected, oriented PL n -manifold, let $N \subseteq \partial M$ be a connected PL-embedded $(n - 1)$ -manifold that is closed in ∂M , let B be a PL n -ball, and $D \subset \partial B$ a PL $(n - 1)$ -ball. For every two orientation-preserving PL embeddings $\iota_1, \iota_2: (B, D) \rightarrow (\text{int}(M) \cup \text{int}(N), \text{int}(N))$, there is a PL ambient isotopy of (M, N) relative $\partial M \setminus \text{int}(N)$ carrying ι_1 to ι_2 .*

Proof. We consider the double $D_N(M)$ of M along N , which is a union of two copies of M glued along the identity map on N , one of the copies with its orientation reversed. Using the fact that N is closed in ∂M one sees that $(D_N(M), N)$ is a PL manifold pair, and its boundary is $(D_{\partial N}(\partial M \setminus \text{int}(N)), \partial N)$. Doubling also B along D yields an unknotted ball pair $(D_D(B), D)$.

Now, the maps ι_1, ι_2 extend to orientation-preserving PL embeddings

$$D(\iota_1), D(\iota_2): (D_D(B), D) \rightarrow (\text{int}(D_N(M)), \text{int}(N)).$$

¹The definition given by Rourke-Sanderson on p. 50 requires only that M, M_0 both be manifolds, but the remark on p. 51 adds the local flatness and properness conditions.

Theorem 4.6 yields a PL ambient isotopy of $(D_N(M), N)$ relative $D_{\partial N}(\partial M \setminus \text{int}(N))$ that carries $D(\iota_1)$ to $D(\iota_2)$. A connectivity argument shows that it restricts to an isotopy from ι_1 to ι_2 relative $\partial M \setminus \text{int}(N)$. \square

We will also need the observation in Lemma 4.9 below, but before stating it we remind the reader of some standard terminology.

Definition 4.8. Let P be a polyhedron in some \mathbb{R}^n , and let $v \in \mathbb{R}^n$. We write vP to denote the polyhedron comprised of all points of the form $tp + (1-t)v$, with $p \in P$ and $t \in [0, 1]$. If each point of vP admits a unique such expression, we say vP is a **cone** with base P and vertex v .

Given two cones vP, wQ with bases P, Q and vertices v, w , respectively, and a PL map $f: P \rightarrow Q$, the **cone** of f (with respect to v, w) [RS72, Exercise 1.6(3)] is the PL map $vP \rightarrow wQ$ given by

$$tp + (1-t)v \mapsto tf(p) + (1-t)w.$$

Lemma 4.9 (Interpolating annulus). *Let A_0 be a PL annulus in some \mathbb{R}^n , and let $v \in \mathbb{R}^n$ be such that vA_0 is a cone with base A_0 and vertex v . Denote the two boundary circles of A_0 by γ_0, δ_0 , and let $\gamma \subset v\gamma_0$ and $\delta \subset v\delta_0$ be PL circles such that $v\gamma, v\delta$ are cones with bases γ, δ respectively, and vertex v . Then there exists a PL annulus $A \subset vA_0$ with $\partial A = \gamma \cup \delta$, such that vA is a cone with base A and vertex v .*

This lemma is illustrated in Figure 4.1.

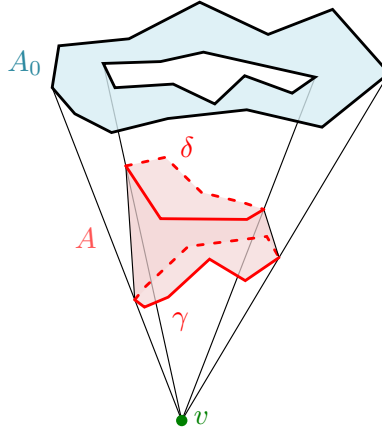


Figure 4.1: The setup of Lemma 4.9. The PL annulus A “interpolates” between the PL circles γ, δ .

Proof. We may assume without loss of generality that $A_0 = C \times [0, 1] \subset \mathbb{R}^n$ for some PL circle $C \subset \mathbb{R}^{n-1}$, with $\gamma_0 = C \times \{0\}$ and $\delta_0 = C \times \{1\}$, because for every PL homeomorphism $C \times [0, 1] \rightarrow A_0$, the cone $v(C \times [0, 1]) \rightarrow vA_0$ preserves cones at v .

Choose a finite set of points in $\gamma \subset v(C \times \{0\})$ subdividing γ into straight line segments (see Rourke-Sanderson for details [RS72, Theorem 2.2]). Pushing these points radially onto $\gamma_0 = C \times \{0\}$ and projecting onto C yields a finite set of points in C (note that since $v\gamma$ is a cone by assumption, no two points from γ get pushed onto the same point of γ_0). Doing the same with δ yields a second finite subset of C . Finally, choose a third finite subset of C subdividing C itself into straight line segments. We denote by p_1, \dots, p_k the points in the union of these three subsets, ordered cyclically around C . The indices $1, \dots, k$ should thus be interpreted as lying in \mathbb{Z}/k . We now push the points $(p_1, 0), \dots, (p_k, 0) \in \gamma_0$ radially onto γ to obtain points $p_1^\gamma, \dots, p_k^\gamma$. Similarly, pushing $(p_1, 1), \dots, (p_k, 1)$ radially yields $p_1^\delta, \dots, p_k^\delta$.

Since the points p_i subdivide C into straight line segments, we see that for each $i \in \mathbb{Z}/k$, the points $(p_i, 0), (p_{i+1}, 0), (p_i, 1), (p_{i+1}, 1)$ are the vertices of a rectangle R_i contained in A_0 . In particular, the cone $vR_i \subset vA_0$ is convex. This is the crucial observation that will allow us to find the desired annulus A .

For each $i \in \mathbb{Z}/k$, denote by T_i^γ the triangle spanned by the points $p_i^\gamma, p_{i+1}^\gamma, p_i^\delta$, and by T_i^δ the one spanned by $p_i^\delta, p_{i+1}^\delta, p_{i+1}^\gamma$. By the previous observation, both of these triangles are contained in vR_i . The union $A := \bigcup_{i \in \mathbb{Z}/k} (T_i^\gamma \cup T_i^\delta)$ is then a PL annulus embedded in vA_0 , with $\partial A = \gamma \cup \delta$. It is also easy to see that each point of A lies in a unique ray from v through a point in A , whence the cone condition on vA follows. \square

Finally we are equipped to prove Proposition 4.4.

Proof of Proposition 4.4. As in the proof of Lemma 3.4, write $\overline{B} := \mathcal{S} \setminus \text{int}(B)$ and $\overline{B}' := \mathcal{S} \setminus \text{int}(B')$, and choose any extension of Φ_∂ to a PL homeomorphism $\Phi_{\overline{B}}: \overline{B} \rightarrow \overline{B}'$. We will find an extension $\Phi_{\mathcal{S}}: \mathcal{S} \rightarrow \mathcal{S}$ of $\Phi_{\overline{B}}$ that fixes $|\Gamma|$, and whose restriction Φ_B to B will therefore satisfy the conclusion of the lemma. The construction of this extension $\Phi_{\mathcal{S}}$ is somewhat intricate, so we need to introduce some notation, which we illustrate in Figure 4.2.

First, choose a star neighborhood N_0 for v in the pair $(\mathcal{S}, \overline{B}' \cup |\Gamma|)$. More explicitly, N_0 is a 3-ball such that the polyhedron $(\overline{B}' \cup |\Gamma|) \cap N_0$ is a cone with base its intersection with ∂N_0 , and with vertex v [RS72, p. 50]. In particular, $D_0 := \overline{B}' \cap \partial N_0$ is a disc and $\overline{B}' \cap N_0$ is the cone vD_0 with base D_0 and vertex v .

We then pick a smaller star neighborhood $N_v \subset \text{int}(N_0)$ of v in $(\mathcal{S}, \overline{B}' \cup |\Gamma|)$, such that N_v is also a star neighborhood of v in $(\mathcal{S}, \overline{B} \cup |\Gamma|)$, and $\overline{B} \cap N_v$ is mapped conically by $\Phi_{\overline{B}}$ into $\text{int}(N_0)$. Denoting by D the disc $\overline{B} \cap \partial N_v$, so $\overline{B} \cap N_v$ is a cone vD with base D and vertex v , this means that $\Phi_{\overline{B}}(vD)$ is a cone vD' with base the disc $D' := \Phi_{\overline{B}}(D)$ and vertex v , and that $\Phi_{\overline{B}}|_{vD}: vD \rightarrow vD'$ is the cone of $\Phi_{\overline{B}}|_D: D \rightarrow D'$. The existence of such N_v follows from the definitions of PL map and polyhedron, say, by

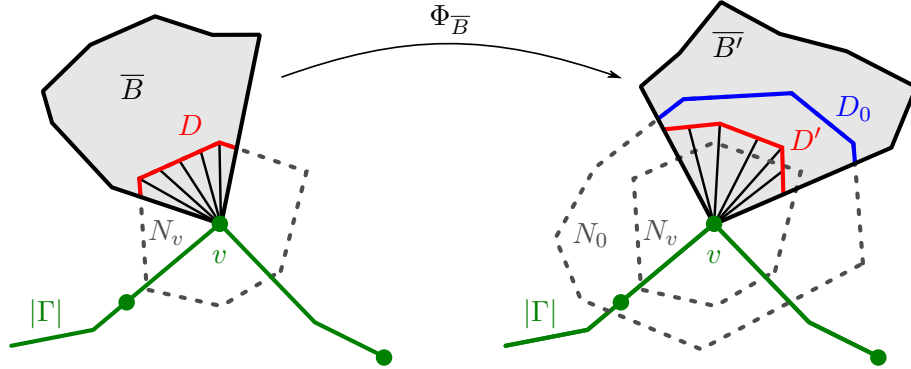


Figure 4.2: The 3-balls \bar{B} and \bar{B}' in the setup of the proof of Lemma 4.4. We emphasize the action of $\Phi_{\bar{B}}$ on vD as the cone of a PL homeomorphism $D \rightarrow D'$.

taking N_v to be a sufficiently small ϵ -neighborhood of v . We will denote by \bar{N}_v the 3-ball $\mathcal{S} \setminus \text{int}(N_v)$.

In order to apply the disc theorem at the boundary, we will first need to move \bar{B}' into a nicer configuration. More precisely, we will use the following fact, illustrated in Figure 4.3.

Claim. There exists an orientation-preserving PL homeomorphism $\Psi: \mathcal{S} \rightarrow \mathcal{S}$ such that:

- Ψ maps the pair $(\Phi_{\bar{B}}(\bar{B} \cap \bar{N}_v), D')$ into the pair $(\bar{N}_v, \partial N_v)$,
- writing $\tilde{D} := \Psi(D')$, the map Ψ is given on vD' as the cone $vD' \rightarrow v\tilde{D}$ of the PL homeomorphism $D' \rightarrow \tilde{D}$, and
- Ψ fixes $|\Gamma|$.

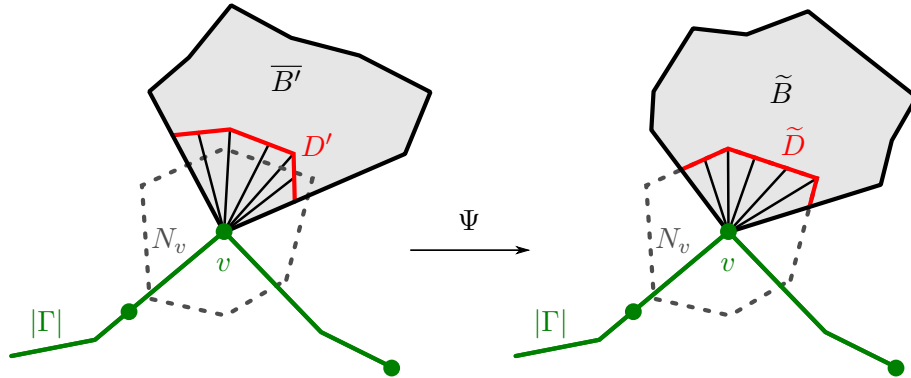


Figure 4.3: The 3-ball \bar{B}' and its Ψ -image \tilde{B} . The disc D' is mapped by Ψ to a disc \tilde{D} in ∂N_v , and Ψ acts on vD' as the cone of this map.

Assume for the moment that this claim holds, and let us see how to use the resulting Ψ to construct the desired extension $\Phi_{\mathcal{S}}$ of $\Phi_{\overline{B}}$.

Let \tilde{B} be the 3-ball $\Psi(\overline{B}')$, and choose a regular neighborhood N_{Γ} of $|\Gamma| \cap \overline{N}_v$ in \overline{N}_v , small enough to be disjoint from \overline{B} and \tilde{B} . Moreover, denote by M the closure in \overline{N}_v of $\overline{N}_v \setminus N_{\Gamma}$, and consider the closed codimension-0 submanifold $N := \partial N_v \cap M$ of ∂M .

By construction of Ψ , its restriction to $\Phi_{\overline{B}}(\overline{B} \cap \overline{N}_v)$ is a PL homeomorphism of pairs $(\Phi_{\overline{B}}(\overline{B} \cap \overline{N}_v), D') \rightarrow (\tilde{B} \cap \overline{N}_v, \tilde{D})$. We may thus apply the Disc Theorem at the boundary (Corollary 4.7) to the inclusion $(\overline{B} \cap \overline{N}_v, D) \hookrightarrow (M, N)$ and the composition

$$(\overline{B} \cap \overline{N}_v, D) \xrightarrow{\Phi_{\overline{B}}} (\Phi_{\overline{B}}(\overline{B} \cap \overline{N}_v), D') \xrightarrow{\Psi} (\tilde{B} \cap \overline{N}_v, \tilde{D}) \hookrightarrow (M, N),$$

with the maps labeling the arrows appropriately restricted. This is illustrated in Figure 4.4.

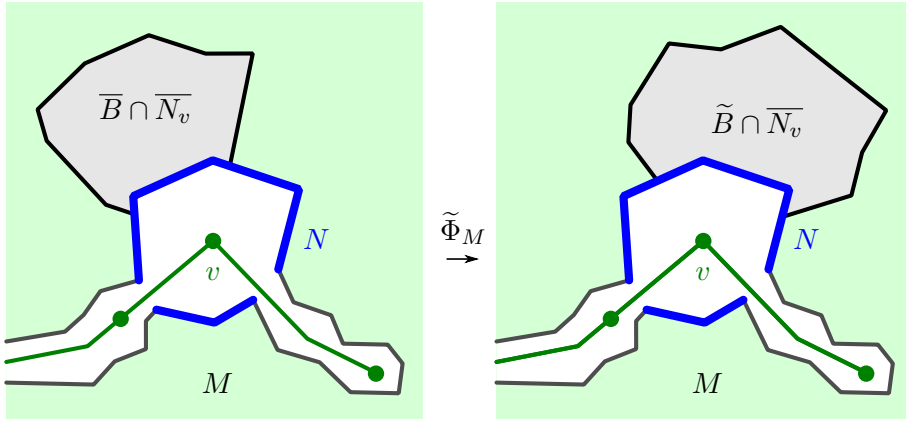


Figure 4.4: Applying the Disc Theorem at the boundary in order to ambiently isotope the pair $(\overline{B} \cap \overline{N}_v, D)$ onto $(\tilde{B} \cap \overline{N}_v, \tilde{D})$ within (M, N) .

The final PL homeomorphism $\tilde{\Phi}_M: M \rightarrow M$ of the resulting PL isotopy of M extends the composition $\Psi|_{\Phi_{\overline{B}}(\overline{B} \cap \overline{N}_v)} \circ \Phi_{\overline{B}}|_{\overline{B} \cap \overline{N}_v}$ and fixes $\partial M \setminus \text{int}(N) = \partial M \cap N_{\Gamma}$. We may thus extend $\tilde{\Phi}_M$ to a PL homeomorphism $\tilde{\Phi}_{\overline{N}_v}: \overline{N}_v \rightarrow \overline{N}_v$ by setting it to be the identity on N_{Γ} . In particular, $\tilde{\Phi}_{\overline{N}_v}$ fixes $|\Gamma| \cap \overline{N}_v$. Finally, extend $\tilde{\Phi}_{\overline{N}_v}$ to a PL homeomorphism $\tilde{\Phi}_{\mathcal{S}}: \mathcal{S} \rightarrow \mathcal{S}$ by defining it on $N_v = v(\partial N_v)$ as the cone of the already prescribed PL homeomorphism $\partial N_v \rightarrow \partial N_v$.

The restriction $\tilde{\Phi}_{\mathcal{S}}|_{\overline{B}}$ is now the composition $\Psi|_{\overline{B}} \circ \Phi_{\overline{B}}$: indeed, we have already seen that the two maps agree on $\overline{B} \cap \overline{N}_v$, and on $\overline{B} \cap N_v = vD$ both are defined as the cone of $D \xrightarrow{\Phi_{\overline{B}}} D' \xrightarrow{\Psi} \tilde{D}$. Moreover, $\tilde{\Phi}_{\mathcal{S}}$ clearly fixes $|\Gamma|$. Hence, the map $\Phi_{\mathcal{S}} := \Psi^{-1} \circ \tilde{\Phi}_{\mathcal{S}}$ extends $\Phi_{\overline{B}}$ and fixes $|\Gamma|$, as desired. We are only left to prove the above claim.

Proof of the claim. Most of the work consists of adding enough detail to our pictures that the map can be made explicit. The construction is illustrated in Figure 4.5.

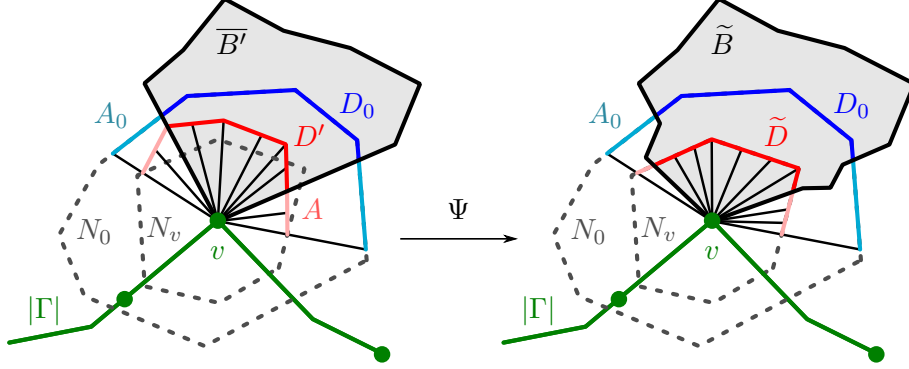


Figure 4.5: The construction of Ψ . Outside the 3-ball vD_0^+ , the map Ψ is defined as the identity. On D^+ , it is an extension of the identity $\partial D^+ \rightarrow \partial \tilde{D}^+$ to the interior of the discs, and this in turn is coned to a PL homeomorphism $vD^+ \rightarrow v\tilde{D}^+$. On the remaining 3-ball C , we take any extension of the already prescribed map on ∂C .

Choose a collar for ∂D_0 in $B' \cap \partial N_0$, that is, a PL embedding $c: \partial D_0 \times [0, 1] \rightarrow B' \cap \partial N_0$ such that $c(-, 0)$ is the identity on ∂D_0 , and $c(\partial D_0 \times [0, 1])$ is an open neighborhood of ∂D_0 in $B' \cap \partial N_0$. We may also assume that the image A_0 of c is disjoint from $|\Gamma|$. See Rourke-Sanderson for a discussion on collars [RS72, p. 24].

Let D_0^+ be the “enlarged disc” $D_0 \cup A_0$, and consider the 3-ball vD_0^+ , which is a cone with base D_0^+ and vertex v . We will define Ψ as the identity on $\mathcal{S} \setminus \text{int}(vD_0^+)$, and then find a suitable extension of the identity on $\partial(vD_0^+)$ to all of vD_0^+ .

Denote by \tilde{D}^+ the disc $vD_0^+ \cap \partial N_v$ and consider the PL circles $\partial D'$ and $\partial \tilde{D}^+$, each lying in the cone of a distinct component of ∂A_0 . Each of these circles is the base of a cone with vertex v , so we can use Lemma 4.9 to find an annulus A with $\partial A = \partial D' \cup \partial \tilde{D}^+$, such that vA is a cone with base A and vertex v . We will denote by D'^+ the disc $D' \cup A$. Notice that by construction, we have $\partial D'^+ = \partial \tilde{D}^+$.

To define Ψ inside vD_0^+ , we first choose any extension of the identity map $\partial D'^+ \rightarrow \partial \tilde{D}^+$ to a PL homeomorphism $D'^+ \rightarrow \tilde{D}^+$. Since both vD'^+ and $v\tilde{D}^+$ are cones at v , we can define Ψ on vD'^+ as the cone of the above PL homeomorphism $D'^+ \rightarrow \tilde{D}^+$. Note that this is consistent with the definition of Ψ as the identity on $\partial(vD_0^+)$.

It remains only to define Ψ on $vD_0^+ \setminus vD'^+$, whose closure in \mathcal{S} is a 3-ball C (because it is the complement in vD_0^+ of an open regular neighborhood of a boundary point). Writing \tilde{C} to denote the closure in \mathcal{S} of $vD_0^+ \setminus v\tilde{D}^+$, which

is another 3-ball, this amounts to choosing a PL homeomorphism $C \rightarrow \tilde{C}$ that agrees with the already prescribed map $\partial C \rightarrow \partial \tilde{C}$. We choose any extension, and this completes the definition of Ψ . It is straightforward to verify that all required conditions on Ψ are satisfied.

With the claim established, the proof is complete. \square

We now collect the dividends from our work proving Proposition 4.4.

Proposition 4.10 (Well-definedness of the vertex sum). *Any two vertex sums of pointed graphs $(\Gamma_1, v_1), (\Gamma_2, v_2)$ are isomorphic via an isomorphism that induces the identity on $(\langle \Gamma_1 \rangle_{v_1 \bullet v_2}, \langle \Gamma_2 \rangle_{v_1 = v_2})$.*

Proof. The argument can be copied almost word-by-word from the proof of Proposition 3.5, with the role of Lemma 3.4 now of course being played by Proposition 4.4. \square

We can now rest at ease knowing that the ambiguity about enclosing balls and attaching maps in the notation “ $\Gamma_1 \bullet_{v_1, v_2} \Gamma_2$ ” is immaterial.

We remark that in the purely combinatorial setting of abstract graphs, we can just as well define the vertex sum along an ordered k -tuple of distinct vertices. For spatial graphs, however, we would need a generalization of the notion of an enclosing ball: a 3-ball containing the support of the spatial graph, and whose boundary intersects it precisely at the k distinguished vertices. But such balls could very well be non-unique in the sense of Proposition 4.4, as we illustrate in Figure 4.6. Hence our efforts to define a vertex sum of spatial graphs along multiple vertices would necessarily fall short, unless we were willing to also encode the data for the enclosing balls into the operation.

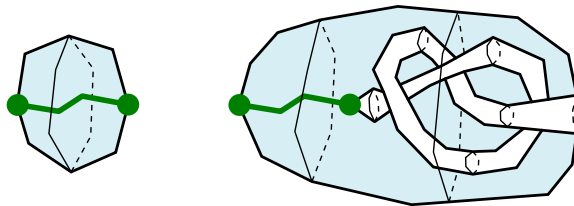


Figure 4.6: An example of non-uniqueness of enclosing balls for spatial graphs with more than one distinguished vertex. We depict a spatial graph comprised of exactly two vertices and one edge connecting them. If both vertices are distinguished, one can find not only the obvious enclosing ball on the left, but also more complicated ones, such as the one on the right.

There are analogues of Lemmas 3.6 and 3.7 for vertex sums, whose proofs are the same:

Lemma 4.11 (Vertex summands as sub-graphs). *Let $\Gamma = \Gamma_1 \bullet_{v_1} \Gamma_2$ be a vertex sum of pointed spatial graphs, and denote by Γ'_1 the sub-graph of Γ obtained by discarding all vertices and edges that are not in Γ_1 . Then $\Gamma'_1 = \Gamma_1$.*

We take a brief moment to note how we have slightly extended our ongoing abuse of notation when writing “ $\Gamma'_1 = \Gamma_1$ ”. Implicit in this statement is an equality between the vertex v_1 of Γ_1 and the vertex of $\Gamma_1 \bullet_{v_1} \Gamma_2$ obtained from the identification $v_1 \sim v_2$. We will allow ourselves to make such abuses in several harmless situations.

Lemma 4.12 (Vertex sum of isomorphisms). *Let $\Phi_1: (\Gamma_1, v_1) \rightarrow (\Gamma'_1, v'_1)$ and $\Phi_2: (\Gamma_2, v_2) \rightarrow (\Gamma'_2, v'_2)$ be isomorphisms of pointed spatial graphs. Then there exists an isomorphism*

$$\Phi_1 \bullet_{v_1} \Phi_2: (\Gamma_1 \bullet_{v_1} \Gamma_2, v_1 = v_2) \rightarrow (\Gamma'_1 \bullet_{v'_1} \Gamma'_2, v'_1 = v'_2)$$

such that for each $i \in \{1, 2\}$ the underlying isomorphism $\langle \Phi_1 \bullet_{v_1} \Phi_2 \rangle$ restricts to $\langle \Phi_i \rangle$ on $\langle \Gamma_i \rangle$.

We also collect the following properties of the vertex sum, analogous to the ones given in Proposition 3.8 for the disjoint union.

Proposition 4.13 (Properties of the vertex sum). *Let $(\Gamma_1, v_1), (\Gamma_2, v_2), (\Gamma_3, v_3)$ be pointed spatial graphs. Then:*

- *identity element:* $(\Gamma_1 \bullet_{v_1} \mathbf{1}, v_1) = (\Gamma_1, v_1)$,
- *commutativity:* $(\Gamma_1 \bullet_{v_1} \Gamma_2, v_1 = v_2) = (\Gamma_2 \bullet_{v_2} \Gamma_1, v_1 = v_2)$,
- *associativity:* for v_{21} and v_{23} (not necessarily distinct) vertices of Γ_2 , we have

$$(\Gamma_1 \bullet_{v_1} \Gamma_2) \bullet_{v_{21}} \Gamma_3 = \Gamma_1 \bullet_{v_1} (\Gamma_2 \bullet_{v_{23}} \Gamma_3).$$

Proof. The proofs are identical to their counterparts in Proposition 3.8, save for the following obvious modifications:

- The first item relies on vertex summands being sub-graphs (Lemma 4.11), rather than disjoint union summands being sub-graphs (Lemma 3.6).
- For proving associativity in the case $v_{21} = v_{23}$, the requirement on the enclosing balls is that $\text{int}(B_1) \cup \text{int}(B_2) = \mathcal{S} \setminus \{v_{21}\}$ (equivalently, $\overline{B_{21}} \cap \overline{B_{23}} = \{v_{21}\}$). \square

4.2 Iterated vertex sums and trees of spatial graphs

At this juncture, we would like to make a claim about how the basic algebraic properties in Proposition 4.13 allow us to write down iterated vertex sums without keeping track of the order in which they are performed (as in the last paragraph of Subsection 3.1). We will indeed establish such a statement, but since we wish to allow for several vertices in each summand to be used (as in the associative property), we need to introduce terminology that allows us to package the more involved combinatorics.

Before doing that, however, let us spend a moment on the comparatively easy case where only one vertex of each summand is used. We denote by $(\star_{i \in I}(\Gamma_i, v_i), v)$ the vertex sum of a collection of pointed spatial graphs (Γ_i, v_i) indexed by a finite set I (with $\mathbf{1}$ being the vertex sum over the empty set). If V_i is the vertex set of Γ_i , then the vertex set of $\star_{i \in I}(\Gamma_i, v_i)$ is $(\bigsqcup_{i \in I} V_i) / \sim$, where $v_i \sim v_{i'}$ for all $i, i' \in I$. The distinguished vertex v of this vertex sum is the one obtained from identifying all the v_i . Here it is clear from commutativity and the “ $v_{21} = v_{23}$ ” case of associativity in Proposition 4.13 that the omission of parentheses or an ordering of I is immaterial – all choices yield pointed spatial graphs that are isomorphic via maps that induce the identity on the underlying pointed graph $(\star_{i \in I}(\Gamma_i, v_i), v)$.

To formalize iterated vertex sums where the vertices along which to sum are allowed to vary, we use the following notion:

Definition 4.14. A **tree of spatial graphs** is a tuple $(T, I, J, L, (\Gamma_i)_{i \in I}, (v(l))_{l \in L})$, where:

- T is an abstract finite tree with vertex set $I \sqcup J$ and edge set L .
- The partition of the vertex set of T into I and J is a bipartition of T , that is, each edge $l \in L$ has one of its endpoints in I , and the other in J . We will write $i(l), j(l)$, respectively, to denote the endpoints of l in I and J .
- Each vertex in J is adjacent to at least two edges of T . Equivalently, all degree-one vertices of T are in I , and T is not comprised of only one vertex in J .
- The Γ_i are spatial graphs indexed by elements of I .
- For each $l \in L$, $v(l)$ is a vertex of the spatial graph $\Gamma_{i(l)}$.
- If two different edges $l, l' \in L$ satisfy $i(l) = i(l')$, then $v(l) \neq v(l')$.

One should think of such $\mathcal{T} = (T, I, J, L, (\Gamma_i)_{i \in I}, (v(l))_{l \in L})$ as a blueprint for assembling a spatial graph $[\mathcal{T}]$, called its **realization**, out of the Γ_i through iterated vertex sums. Roughly, when two distinct edges $l, l' \in L$

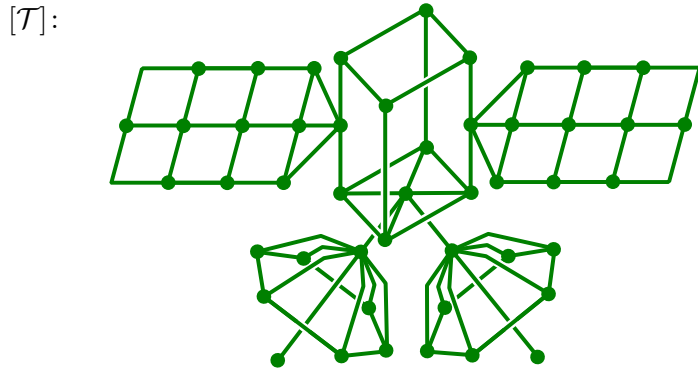
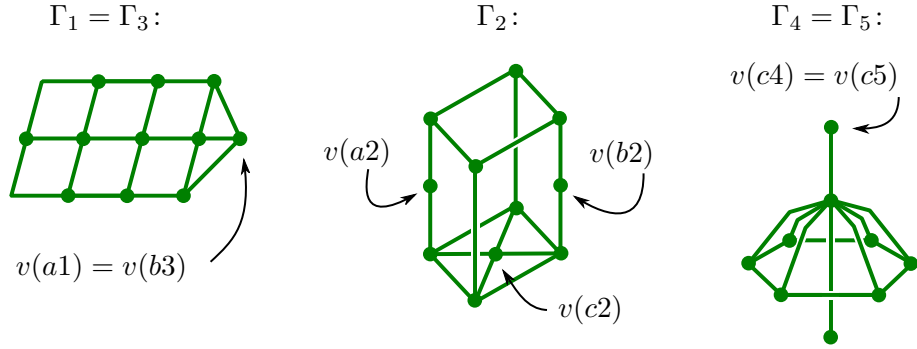
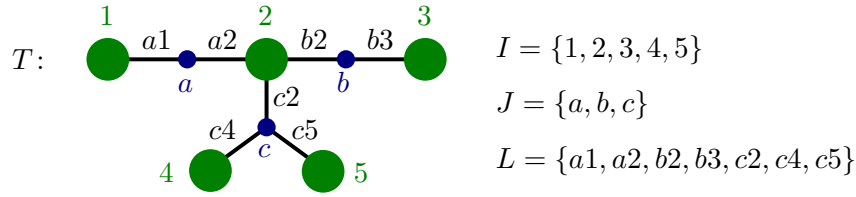


Figure 4.7: From a tree of spatial graphs $\mathcal{T} = (T, I, J, L, (\Gamma_i)_{i \in I}, (v(l))_{l \in L})$, we assemble its realization, the *spatial graph* $[\mathcal{T}]$.

satisfy $j(l) = j(l')$ (and hence $i(l) \neq i(l')$), we understand this as an instruction to perform the vertex sum of $\Gamma_i, \Gamma_{i'}$ along $v_l, v_{l'}$. Before making this more precise, we invite the reader to study the example in Figure 4.7.

We will use an inductive argument to define, given a tree of spatial graphs \mathcal{T} as above, its realization $[\mathcal{T}]$, and show that the underlying graph $\langle [\mathcal{T}] \rangle$ is what one expects:

- the vertex set of $\langle [\mathcal{T}] \rangle$ is $(\bigsqcup_{i \in I} V_i) / \sim$, where V_i is the vertex set of Γ_i and $v(l) \sim v(l')$ whenever $j(l) = j(l')$,
- the edge set of $\langle [\mathcal{T}] \rangle$ is $\bigsqcup_{i \in I} E_i$, where E_i is the edge set of Γ_i , each edge being incident to the one or two vertices it contains.

We induct on the cardinality of J . If $J = \emptyset$, then either T is the empty tree, in which case we set $[\mathcal{T}] := \mathbf{0}$, or T has a single vertex $i_0 \in I$, in which case $[\mathcal{T}] := \Gamma_{i_0}$. Either way, $\langle [\mathcal{T}] \rangle$ is as claimed.

For the inductive step, we first introduce the following notation: for each edge $l \in L$, the sub-graph of T obtained by removing l has precisely two connected components, each containing one endpoint of l . We will designate by T_l the component that contains $i(l)$. Moreover, we denote by I_l, J_l, L_l , respectively, the subsets of I, J, L comprised of vertices/edges in T_l . This allows us to define a new tree of spatial graphs $\mathcal{T}_l := (T_l, I_l, J_l, L_l, (\Gamma_i)_{i \in I_l}, (v(l'))_{l' \in L_l})$.

Now, if J contains at least one vertex j_0 (whose choice we will soon show to be immaterial) let $L_0 \subseteq L$ be the set of edges incident to j_0 . For each $l \in L_0$, note that J_l has strictly fewer elements than J . Hence we have by induction constructed realizations $[\mathcal{T}_l]$, whose underlying graphs $\langle [\mathcal{T}_l] \rangle$ are as described above. In particular, $\langle [\mathcal{T}_l] \rangle$ has $v(l)$ as a vertex, and hence so does $[\mathcal{T}_l]$. We define

$$[\mathcal{T}] := \star_{l \in L_0} ([\mathcal{T}_l], v(l)),$$

and call it a realization of \mathcal{T} .

Showing that $\langle [\mathcal{T}] \rangle$ is as claimed is now a matter of bookkeeping. One way of seeing it is to compare the claimed description of $\langle [\mathcal{T}] \rangle$ above with $\bigsqcup_{l \in L_0} \langle [\mathcal{T}_l] \rangle$: these graphs differ only in that the vertices $v(l)$ with $l \in L_0$ are identified in the former, but not in the latter. This identification is exactly what one obtains from the vertex sum $\star_{l \in L_0} (\langle [\mathcal{T}_l] \rangle, v(l))$.

This finishes *an* inductive construction of the realization $[\mathcal{T}]$ with $\langle [\mathcal{T}] \rangle$ independent of choices. Next we show that $[\mathcal{T}]$ itself is independent of the choice of vertex j_0 .

Lemma 4.15 (Well-definedness of the realization). *Let $\mathcal{T} = (T, I, J, L, (\Gamma_i)_{i \in I}, (v(l))_{l \in L})$ be a tree of spatial graphs. Then any two realizations of \mathcal{T} are isomorphic via an isomorphism that induces the identity on $\langle [\mathcal{T}] \rangle$.*

Proof. We again proceed by induction on the cardinality of J . When J has at most one element, no choices are made in defining $[\mathcal{T}]$, so there is nothing to show.

Suppose then that J contains two elements $j_1 \neq j_2$. For each $k \in \{1, 2\}$, denote by $[\mathcal{T}]_k$ the realization of \mathcal{T} constructed by splitting T at j_k . Moreover, let $L_k \subset L$ be the set of edges incident with j_k , and consider, for each $l \in L_k$, the tree of spatial graphs $\mathcal{T}_l := (T_l, I_l, J_l, L_l, (\Gamma_i)_{i \in I_l}, (v(l'))_{l' \in L_l})$ defined as before.

Now, there is exactly one edge $l_1 \in L_1$ such that the tree T_{l_1} contains the vertex j_2 , and one edge $l_2 \in L_2$ such that T_{l_2} contains j_1 . Since the intersection of two sub-trees of a tree is always itself a tree, we see that $\dot{T} := T_{l_1} \cap T_{l_2}$ is a tree, and indeed we have a tree of spatial graphs

$$\dot{\mathcal{T}} := (\dot{T}, \dot{I}, \dot{J}, \dot{L}, (\Gamma_i)_{i \in \dot{I}}, (v(l'))_{l' \in \dot{L}}),$$

where $\dot{I} := I_{l_1} \cap I_{l_2}$, $\dot{J} := J_{l_1} \cap J_{l_2}$, and $\dot{L} := L_{l_1} \cap L_{l_2}$. The tree \dot{T} is illustrated in Figure 4.8.

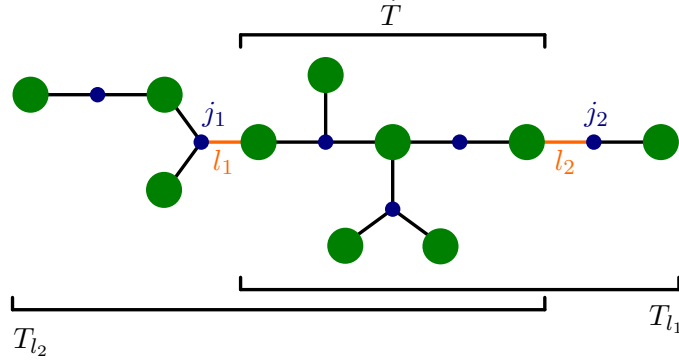


Figure 4.8: The setup in the proof of Lemma 4.15. We illustrate an example tree T together with the relevant sub-trees T_{l_1}, T_{l_2} , and their intersection \dot{T} . Larger vertices represent elements of I , and smaller ones elements of J .

By inductive hypothesis, for each $k \in \{1, 2\}$ the realization $[\mathcal{T}_k]$ is well-defined. One then easily checks that

$$\begin{aligned} [\mathcal{T}_{l_1}] &= [\dot{\mathcal{T}}]_{v(l_2) \bullet v_2} \star_{l \in L_2 \setminus \{l_2\}} ([\mathcal{T}_l], v(l)), \\ [\mathcal{T}_{l_2}] &= [\dot{\mathcal{T}}]_{v(l_1) \bullet v_1} \star_{l \in L_1 \setminus \{l_1\}} ([\mathcal{T}_l], v(l)), \end{aligned}$$

where v_k denotes the result of identifying the vertices $v(l)$ with $l \in L_k \setminus \{l_k\}$.

Having established all the notation, we are ready to wrap up the proof and see that it boils down to an application of the “ $v_{21} \neq v_{23}$ ” case of the associative property in Proposition 4.13:

$$\begin{aligned} [\mathcal{T}]_1 &= [\mathcal{T}_{l_1}]_{v(l_1) \bullet v_1} \left(\star_{l \in L_1 \setminus \{l_1\}} ([\mathcal{T}_l], v(l)) \right) \\ &= \left(\left(\star_{l \in L_2 \setminus \{l_2\}} ([\mathcal{T}_l], v(l)) \right)_{v_2 \bullet v(l_2)} [\dot{\mathcal{T}}] \right)_{v(l_1) \bullet v_1} \left(\star_{l \in L_1 \setminus \{l_1\}} ([\mathcal{T}_l], v(l)) \right) \\ &= \left(\star_{l \in L_2 \setminus \{l_2\}} ([\mathcal{T}_l], v(l)) \right)_{v_2 \bullet v(l_2)} \left([\dot{\mathcal{T}}]_{v(l_1) \bullet v_1} \left(\star_{l \in L_1 \setminus \{l_1\}} ([\mathcal{T}_l], v(l)) \right) \right) \\ &= \left(\star_{l \in L_2 \setminus \{l_2\}} ([\mathcal{T}_l], v(l)) \right)_{v_2 \bullet v(l_2)} [\mathcal{T}_{l_2}] \\ &= [\mathcal{T}]_2. \end{aligned} \quad \square$$

Since realizations of trees are constructed by iterated vertex sums, the observations in Lemmas 4.11 and 4.12 have the following straightforward generalizations.

Lemma 4.16 (Sub-graphs of the realization of a tree of spatial graphs). *Let $\mathcal{T} = (T, I, J, L, (\Gamma_i)_{i \in I}, (v(l))_{l \in L})$ be a tree of spatial graphs, and for each $i \in I$, let Γ'_i be the sub-graph of $[\mathcal{T}]$ comprised of the vertices and edges of Γ_i . Then $\Gamma'_i = \Gamma_i$.*

Lemma 4.17 (Trees of isomorphisms). *For each $k \in \{1, 2\}$, let $\mathcal{T}_k = (T_k, I_k, J_k, L_k, (\Gamma_i)_{i \in I_k}, (v(l))_{l \in L_k})$ be trees of spatial graphs. Fix also the data of:*

- *an isomorphism of trees $f: T_1 \rightarrow T_2$ such that $f(I_1) = I_2$ (hence also $f(J_1) = J_2$),*
- *for each $i \in I_1$, an isomorphism of spatial graphs $\Phi_i: \Gamma_i \rightarrow \Gamma_{f(i)}$, such that the collection $(\Phi_i)_{i \in I_1}$ respects the assignments $l \mapsto v(l)$ on L_1 and L_2 , that is, for every $l \in L_1$, we have $\Phi_{i(l)}(v(l)) = v(f(l))$.*

Then there is an isomorphism $\Phi: [\mathcal{T}_1] \rightarrow [\mathcal{T}_2]$ such that for every $i \in I_1$, the underlying isomorphism $\langle \Phi \rangle$ restricts to $\langle \Phi_i \rangle$ on the sub-graph $\langle \Gamma_i \rangle$ of $\langle [\mathcal{T}_1] \rangle$.

4.3 Decomposing pieces as trees of blocks

As a first step towards establishing the existence of a canonical expression of a piece as the realization of a tree of spatial graphs, we give an analogue of Lemma 3.9, whose proof is essentially the same:

Lemma 4.18 (If it looks like a vertex sum, it is a vertex sum). *Let Γ be a spatial graph in \mathcal{S} and $S \subset \mathcal{S}$ a PL-embedded 2-sphere that intersects $|\Gamma|$ precisely at one vertex v of Γ . Denote the closures of the two components of $\mathcal{S} \setminus S$ by B_1 and B_2 . For each $i \in \{1, 2\}$, let Γ_i be the sub-graph of Γ comprised of the vertices and edges that are contained in B_i . Then $\Gamma = \Gamma_1 \bullet_v \Gamma_2$.*

We draw the reader's attention to the fact that from now on several statements will include a non-separability assumption on spatial graphs. Incidentally, we collect the following observation:

Lemma 4.19 (Vertex sum preserves non-separability). *Let $(\Gamma_1, v_1), (\Gamma_2, v_2)$ be pointed spatial graphs. Then $\Gamma_1 \bullet_{v_1 \bullet v_2} \Gamma_2$ is non-separable if and only if both Γ_1, Γ_2 are non-separable.*

Proof. If one of the vertex summands, say Γ_1 , is separable, denote by \mathcal{S}_1 its ambient sphere and let $S \subset \mathcal{S}_1$ be a separating sphere. Choose an enclosing ball B_1 for (Γ_1, v_1) that contains S in its interior. Then if we use B_1 to form the vertex sum, S will be contained in the ambient sphere \mathcal{S} of $\Gamma_1 \bullet_{v_1 \bullet v_2} \Gamma_2$, with both sides of S intersecting $|\Gamma_1 \bullet_{v_1 \bullet v_2} \Gamma_2|$. Hence S will be a separating sphere for $\Gamma_1 \bullet_{v_1 \bullet v_2} \Gamma_2$.

Conversely, suppose S is a separating sphere for $\Gamma_1 \bullet_{v_1 \bullet v_2} \Gamma_2$. The component of $\mathcal{S} \setminus S$ that does not contain the vertex $v_1 = v_2$ has non-empty

intersection with the support of one of the summands, say $|\Gamma_1|$. Then both components of $\mathcal{S} \setminus S$ intersect $|\Gamma_1|$ and so, regarding Γ_1 as a sub-graph of $\Gamma_1 \bullet_{v_1} \bullet_{v_2} \Gamma_2$, we see S is a separating sphere for Γ_1 . \square

Since realizations of trees of spatial graphs are constructed by iterated vertex sums, we have, more generally:

Corollary 4.20 (Realizations of trees of spatial graphs preserve non-separability.). *Let $\mathcal{T} = (T, I, J, L, (\Gamma_i)_{i \in I}, (v(l))_{l \in L})$ be a tree of spatial graphs. Then $[\mathcal{T}]$ is non-separable if and only if all the Γ_i are non-separable.*

Definition 4.21. Let Γ be a spatial graph in \mathcal{S} .

- If $S \subset \mathcal{S}$ is a PL-embedded 2-sphere as in Lemma 4.18, we say that “ S decomposes Γ as $\Gamma_1 \bullet_v \bullet_v \Gamma_2$ ”.
- Suppose Γ is non-separable. If S is a 2-sphere decomposing Γ as $\Gamma_1 \bullet_v \bullet_v \Gamma_2$, with Γ_1, Γ_2 both non-isomorphic to $\mathbf{1}$, then v is called a **cut vertex** of Γ and S is a **cut sphere** of Γ .
- Γ is called a **block** if it is a piece that has no cut vertices and is not isomorphic to $\mathbf{1}$.
- A tree of spatial graphs $\mathcal{T} = (T, I, J, L, (\Lambda_i)_{i \in I}, (v(l))_{l \in L})$ where each Λ_i is a block is called a **tree of blocks**. In that case we also say that \mathcal{T} is a tree of blocks for $[\mathcal{T}]$.

There is also a standard notion of cut vertex for a connected abstract graph G that is similar in spirit: a vertex v in an abstract graph G is **cut** if G is the union of two sub-graphs G_1, G_2 intersecting precisely at v , with neither G_i comprised only of a single vertex. We should however note that it is possible for a vertex of a spatial graph Γ to be cut in $\langle \Gamma \rangle$ but not in Γ , as exemplified in Figure 4.9.

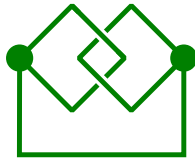


Figure 4.9: The notion of cut vertex for spatial graphs does not coincide with the one for abstract graphs. Both vertices of the depicted graph Γ are cut in $\langle \Gamma \rangle$, but not in Γ .

One of the reasons one should care about having a spatial graph expressed as the realization of a tree of blocks is because cut vertices are easily read-off. In order to make this connection precise, we need an analogue of Lemma 3.11:

Lemma 4.22 (Spheres sort blocks). *Let Λ be a block in \mathcal{S} , and let $S \subset \mathcal{S}$ be a PL-embedded 2-sphere that intersects $|\Lambda|$ either at a single vertex of Λ , or not at all. Denote the closures of the two components of $\mathcal{S} \setminus S$ by B_1, B_2 . Then $|\Lambda|$ is contained in exactly one of the B_i .*

Proof. Since Λ is a piece, the case where $S \cap |\Lambda| = \emptyset$ follows from Lemma 3.11.

If $S \cap |\Lambda|$ is comprised precisely of one vertex v of Λ , then since $\Lambda \not\cong \mathbf{1}$, certainly Λ cannot be contained in both B_i . By Lemma 4.18, S decomposes Λ as $\Lambda_1 \bullet_v \Lambda_2$. Since Λ has no cut vertices, one of the summands, say Γ_1 , is isomorphic to $\mathbf{1}$. This means $\Lambda = \Lambda_2$. \square

Proposition 4.23 (Cut vertices in the realization of a tree of blocks). *Let $\mathcal{T} = (T, I, J, L, (\Lambda_i)_{i \in I}, (v(l))_{l \in L})$ be a tree of blocks. For each $j \in J$, denote by $v(j)$ the vertex of $[\mathcal{T}]$ that results from identifying all $v(l)$ with l incident to j . Then the correspondence $j \mapsto v(j)$ is a bijection between J and the set of cut vertices of $[\mathcal{T}]$.*

Proof. To see that each $v(j)$ is cut: by definition of a tree of spatial graphs, j has degree at least 2, so if $L_0 \subseteq L$ is the set of edges incident to j , one may write some non-trivial partition $L_0 = L_1 \sqcup L_2$. For each $k \in \{1, 2\}$, choose some $l_k \in L_k$. The spatial graph $\Lambda_{i(l_k)}$, being a block, has an edge, and hence also $[\mathcal{T}_{l_k}]$ has an edge. Thus each vertex summand in

$$[\mathcal{T}] = \left(\star_{l \in L_1} ([\mathcal{T}_l], v(l)) \right)_{v(l_1) \bullet v(l_2)} \left(\star_{l \in L_2} ([\mathcal{T}_l], v(l)) \right),$$

has an edge and so is not isomorphic to $\mathbf{1}$. Thus $v(j) = v(l_1) = v(l_2)$ is cut.

It is clear from the vertex set of $[\mathcal{T}]$, as given by the description of $\langle [\mathcal{T}] \rangle$, that the assignment $j \mapsto v(j)$ is injective.

Conversely, suppose v is a vertex of $[\mathcal{T}]$ that does not result from such an identification, and consider a PL-embedded 2-sphere S in the ambient sphere \mathcal{S} of $[\mathcal{T}]$ intersecting $|\mathcal{T}|$ precisely at v . Say S decomposes $[\mathcal{T}]$ as $\Gamma_1 \bullet_v \Gamma_2$ – we aim to show that one of the Γ_i is isomorphic to $\mathbf{1}$. Our assumption on v implies that the edges of $[\mathcal{T}]$ incident to v all come from the same block Λ_i . Using Lemma 4.16 to regard Λ_i as a sub-graph of $[\mathcal{T}]$, we see from Lemma 4.22 that all edges of $[\mathcal{T}]$ incident to v are in one of the Γ_i , say in Γ_1 . Hence v is a vertex of Γ_2 without incident edges. All we need is to show that Γ_2 is non-separable, and it will follow that $\Gamma_2 \cong \mathbf{1}$. But since $[\mathcal{T}]$ is non-separable by Corollary 4.20, non-separability of Γ_2 follows from Lemma 4.19. \square

Having at least somewhat motivated the usefulness of trees of blocks, we now establish their existence for non-separable graphs (with the exception of $\mathbf{1}$).

Proposition 4.24 (Existence of trees of blocks). *Every non-separable spatial graph $\Gamma \not\cong \mathbf{1}$ is the realization of some tree of blocks.*

Proof. We use induction on the number of edges in Γ to produce a tree of blocks $\mathcal{T} = (T, I, J, L, (\Lambda_i)_{i \in I}, (v(l))_{l \in L})$ realizing Γ . If Γ has no edges, then since Γ is non-separable we either have $\Gamma = \mathbf{0}$ or $\Gamma \cong \mathbf{1}$. The second case is ruled out by assumption, and in the first one we take T to be the empty tree.

Now suppose Γ has at least one edge. If Γ is a block, then we are done by taking T to be a tree with a single vertex $i_0 \in I$ and $\Lambda_{i_0} := \Gamma$. If Γ is not a block, then it can be expressed as $\Gamma_1 \bullet_v \Gamma_2$ with each Γ_i not isomorphic to $\mathbf{1}$, and also non-separable by Lemma 4.19. Hence each of Γ_1, Γ_2 has at least one edge, and thus both have fewer edges than Γ and our induction hypothesis applies to them.

For each $k \in \{1, 2\}$, let $\mathcal{T}_k = (T_k, I_k, J_k, L_k, (\Lambda_i)_{i \in I_k}, (v(l))_{l \in L_k})$ be a tree of blocks for Γ_k . We will construct T as illustrated in Figure 4.10 from modified versions T'_k of the T_k , according to the following two cases:

- If v is not a cut vertex of Γ_k , so by Proposition 4.23 there is no edge $l_k \in L_k$ with $v(l_k) = v$, construct a new tree T'_k from T_k by adding a new vertex j_k and a new edge l_k connecting j_k to the vertex $i_k \in I$ such that Λ_{i_k} contains v . We also write

$$J'_k := J_k \sqcup \{j_k\}, \quad L'_k := L_k \sqcup \{l_k\}, \quad L_k^0 := \{l_k\},$$

and set $v(l_k) := v$. Note that in this case, T'_k with its vertex set partitioned as $I_k \sqcup J'_k$ is no longer admissible as the tree in a tree of spatial graphs, since j_k is a leaf.

- If v is a cut vertex of Γ_k , then there is a corresponding $j_k \in J_k$, whose set of incident edges we denote by L_k^0 . In Γ_k , the vertices $v(l)$ with $l \in L_k^0$ are identified into the vertex v . For convenience, we write $T'_k := T_k, J'_k := J_k, L'_k := L_k$.

We define

$$\begin{aligned} T &:= T'_1 \bullet_{j_1} T'_2, & I &:= I_1 \sqcup I_2, \\ J &:= (J'_1 \sqcup J'_2) / j_1 \sim j_2, & L &:= L'_1 \sqcup L'_2, \end{aligned}$$

and this turns \mathcal{T} into a tree of spatial graphs whose realization is Γ :

$$\begin{aligned} [\mathcal{T}] &= \bigstar_{\substack{l \in L \\ j(l)=j_1=j_2}} ([\mathcal{T}_l], v(l)) \\ &= \left(\bigstar_{l \in L_1^0} ([\mathcal{T}_l], v(l)) \right) \bullet_v \left(\bigstar_{l \in L_2^0} ([\mathcal{T}_l], v(l)) \right) \\ &= [\mathcal{T}_1] \bullet_v [\mathcal{T}_2] \\ &= \Gamma_1 \bullet_v \Gamma_2. \end{aligned} \quad \square$$

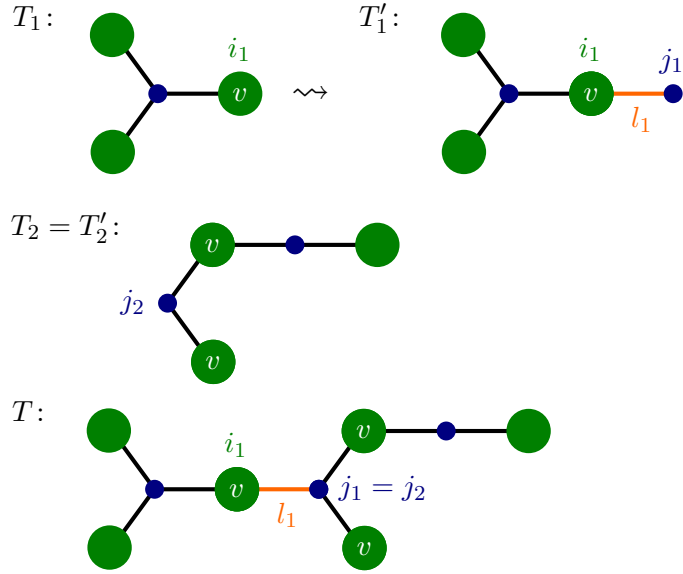


Figure 4.10: Constructing T from T_1 and T_2 . In the depicted trees, large vertices represent elements of I_1, I_2 , and small vertices represent elements of J_1, J_2 . We also indicate the elements of I_1, I_2 whose corresponding blocks contain the vertex v . In this example, v is not a cut vertex in Γ_1 , but it is in Γ_2 (where it corresponds to j_2). Accordingly, T'_1 is obtained from T_1 by adding a vertex j_1 and an edge l_1 , whereas $T'_2 = T_2$. T is then obtained from T'_1 and T'_2 by identifying j_1 with j_2 .

We now give a uniqueness statement for the expression of non-separable spatial graphs as the realization of a tree of blocks.

Proposition 4.25 (Uniqueness of decomposition into a tree of blocks). *For each $k \in \{1, 2\}$, let $\mathcal{T}_k = (T_k, I_k, J_k, L_k, (\Lambda_i)_{i \in I_k}, (v(l))_{l \in L_k})$ be a tree of blocks, and let $\Phi: [\mathcal{T}_1] \rightarrow [\mathcal{T}_2]$ be an isomorphism. Then there is an isomorphism of trees $f: T_1 \rightarrow T_2$ satisfying $f(I_1) = I_2$, such that:*

- for each $i \in I_1$, the map Φ is an isomorphism of sub-graphs $\Lambda_i \rightarrow \Lambda_{f(i)}$, and
- for each $l \in L_1$, we have $\Phi(v(l)) = v(f(l))$.

Note that the second item implies that f respects the bijective correspondence given by Proposition 4.23 between the J_k and the set of cut vertices of $[\mathcal{T}_k]$. In other words, for each $j \in J_1$ we have $\Phi(v(j)) = v(f(j))$.

Proof. We will proceed by induction on the cardinality of I_1 . If $I_1 = \emptyset$, then $[\mathcal{T}_1] = \mathbf{0} = [\mathcal{T}_2]$, so T_2 is the empty tree and there is nothing to show. If I_1 is comprised of a single element i_1 , and hence $J_1 = \emptyset$, then $[\mathcal{T}_1] = \Lambda_{i_1}$ is a block, so $[\mathcal{T}_2]$ is a block. In particular, $[\mathcal{T}_2]$ has no cut vertices and

so by Proposition 4.23 we conclude $J_2 = \emptyset$. Hence I_2 contains exactly one element i_2 , with $[\mathcal{T}_2] = \Lambda_{i_2}$. We are thus done with this case by setting $f(i_1) := i_2$.

Assume now that I_1 contains at least two elements, and so $J_1 \neq \emptyset$. Choose $j_1 \in J_1$, write $v_1 := v(j_1)$, and let S_1 be a cut sphere for $[\mathcal{T}_1]$ decomposing it as $[\mathcal{T}_1] = \Gamma_1^+ \bullet_{v_1} \Gamma_1^-$, so Γ_1^+, Γ_1^- are pieces non-isomorphic to $\mathbf{1}$. Similarly, we have that $v_2 := \Phi(v_1)$ is a cut vertex for $[\mathcal{T}_2]$, so let $j_2 \in J_2$ be the corresponding element. The sphere $S_2 := \Phi(S_1)$ is now a cut sphere for $[\mathcal{T}_2]$ decomposing it as $[\mathcal{T}_2] = \Gamma_2^+ \bullet_{v_2} \Gamma_2^-$, with the map Φ giving a pair of isomorphisms of sub-graphs $\Phi^\epsilon: \Gamma_1^\epsilon \rightarrow \Gamma_2^\epsilon$, for each $\epsilon \in \{+, -\}$.

Let $k \in \{1, 2\}$. Our goal is to extract from each \mathcal{T}_k a description of the spatial graphs Γ_k^+, Γ_k^- as realizations of trees of blocks, to which we will then apply the induction hypothesis. The procedure is entirely analogous for all four spatial graphs, so let us also fix a sign $\epsilon \in \{+, -\}$.

Denote by $L_k^0 \subseteq L_k$ the set of edges incident to j_k , and recall that Lemma 4.22 tells us that for each $i \in I_k$, the block Λ_i is a sub-graph of exactly one among Γ_k^+, Γ_k^- . We consider the partition $L_k^0 = L_k^{0+} \sqcup L_k^{0-}$, where an edge $l \in L_k^0$ is in $L_k^{0\epsilon}$ if and only if $\Lambda_{i(l)}$ is a sub-graph of Γ_k^ϵ .

Consider the decomposition of $[\mathcal{T}_k]$ as

$$[\mathcal{T}_k] = \left(\star_{l \in L_k^{0+}} ([(\mathcal{T}_k)_l], v(l)) \right) \bullet_{v_k} \left(\star_{l \in L_k^{0-}} ([(\mathcal{T}_k)_l], v(l)) \right).$$

We claim that this is the same as the decomposition given by S_k , that is, $\Gamma_k^\epsilon = \star_{l \in L_k^{0\epsilon}} ([(\mathcal{T}_k)_l], v(l))$.

To see this, first notice that since all Λ_i are non-separable, Corollary 4.20 tells us that each $[(\mathcal{T}_k)_l]$ is non-separable. Now, for each $l \in L_k^0$, it follows from Proposition 4.23 that $v(l)$ is not a cut vertex of $[(\mathcal{T}_k)_l]$. Therefore, S_k decomposes $[(\mathcal{T}_k)_l]$ as a trivial vertex sum $[(\mathcal{T}_k)_l] \bullet_{v(l)} \mathbf{1}$. In other words, $[(\mathcal{T}_k)_l]$ is entirely contained in one side of S_k , which must of course be the same as $|\Lambda_{i(l)}|$, since $\Lambda_{i(l)}$ is a sub-graph of $[(\mathcal{T}_k)_l]$. From here, we get that each $\star_{l \in L_k^{0\epsilon}} ([(\mathcal{T}_k)_l], v(l))$ is a sub-graph of Γ_k^ϵ , whence the desired equalities follow.

Next, we write down an explicit tree of blocks \mathcal{T}_k^ϵ for $\star_{l \in L_k^{0\epsilon}} ([(\mathcal{T}_k)_l], v(l))$. If $L_k^{0\epsilon}$ has only one element l_k^ϵ , put $\mathcal{T}_k^\epsilon := (\mathcal{T}_k)_{l_k^\epsilon}$. Otherwise, recover the notation introduced when defining the realization of a tree of spatial graphs

$$(\mathcal{T}_k)_l = ((T_k)_l, (I_k)_l, (J_k)_l, (L_k)_l, (\Lambda_i)_{i \in (I_k)_l}, (v(l'))_{l' \in (L_k)_l}),$$

and set $\mathcal{T}_k^\epsilon := (T_k^\epsilon, I_k^\epsilon, J_k^\epsilon, L_k^\epsilon, (\Lambda_i)_{i \in I_k^\epsilon}, (v(l))_{l \in L_k^\epsilon})$ to be the tree of blocks comprised of the branches of \mathcal{T}_k at j_k that stem from edges in $L_k^{0\epsilon}$. Explicitly, T_k^ϵ is the sub-tree of T_k with vertex and edge sets given by

$$I_k^\epsilon := \bigsqcup_{l \in L_k^{0\epsilon}} (I_k)_l, \quad J_k^\epsilon := \{j_k\} \sqcup \bigsqcup_{l \in L_k^{0\epsilon}} (J_k)_l, \quad L_k^\epsilon := L_k^{0\epsilon} \sqcup \bigsqcup_{l \in L_k^{0\epsilon}} (J_k)_l.$$

Observe that in the first case $[\mathcal{T}_k^\epsilon]$ does not have v_k as a cut vertex, and in the second case it does, with j_k being the corresponding element of J_k^ϵ .

It is now clear that, in either case, $[\mathcal{T}_k^\epsilon] = \star_{l \in L_k^{0\epsilon}}([\mathcal{T}_k]_l, v(l)) = \Gamma_i^\epsilon$. By induction hypothesis, the spatial graph isomorphisms $\Phi^\epsilon: [\mathcal{T}_1^\epsilon] \rightarrow [\mathcal{T}_2^\epsilon]$ yield tree isomorphisms $f^\epsilon: T_1^\epsilon \rightarrow T_2^\epsilon$, which we now want to assemble to the desired $f: T_1 \rightarrow T_2$. On each sub-tree T_1^ϵ of T_1 , we want to set $f = f^\epsilon$, but we have to ensure that f^+ and f^- agree where they overlap, and we must also define f on the vertices and edges of T_1 that are not in one of the T_1^ϵ .

Fix $\epsilon \in \{+, -\}$ for this paragraph. The isomorphism Φ^ϵ ensures that v_1 is a cut vertex of $[\mathcal{T}_1^\epsilon]$ if and only if v_2 is a cut vertex of $[\mathcal{T}_2^\epsilon]$. If this is the case, then for both $k \in \{1, 2\}$, the vertex j_k of T_k is in T_k^ϵ , along with the edges in $L_k^{0\epsilon}$. Moreover, in this situation we have in \mathcal{T}_2^ϵ that $v(j_2) = v_2 = \Phi^\epsilon(v_1) = \Phi^\epsilon(v(j_1)) = v(f^\epsilon(j_1))$, whence by injectivity of $j \mapsto v(j)$ it follows that $j_2 = f^\epsilon(j_1)$. On the other hand, if one (hence both) v_k is not cut in $[\mathcal{T}_k^\epsilon]$, then the corresponding j_k and the unique edge l_k^ϵ in $L_k^{0\epsilon}$ are not in T_k^ϵ . In this situation, $i(l_k^\epsilon)$ is the only element of I_k^ϵ whose corresponding block $\Lambda_{i(l_k^\epsilon)}$ contains v_k as a vertex.

We now consider the following three cases:

- If for one (hence both) $k \in \{1, 2\}$ the vertex v_k is cut in $[\mathcal{T}_k^+]$ and $[\mathcal{T}_k^-]$, then the two sub-trees T_k^+, T_k^- jointly cover all of T_k , and they overlap precisely at the vertex j_k . As we have seen that $f^+(j_1) = j_2 = f^-(j_1)$, we are allowed to glue together the f^ϵ into the desired $f: T_1 \rightarrow T_2$.
- Suppose for both $k \in \{1, 2\}$, the vertex v_k is cut in $[\mathcal{T}_k^+]$ but not in $[\mathcal{T}_k^-]$ (the reverse situation being analogous). Then T_k^+ and T_k^- do not overlap, and they jointly they cover all of T_k except for the edge l_k^- described above. In this case, we extend the definition of f^+, f^- to all of T_1 by setting $f(l_1^-) := l_2^-$. This respects the endpoints of the edge: we have seen that $f^-(j_1) = j_2$, and the characterization of $i(l_k^\epsilon)$ given above, together with the fact that $\Phi^-(v_1) = v_2$, shows that $f^-(i(l_1^-)) = i(l_2^-)$.
- If for both $k \in \{1, 2\}$ the vertex v_k is not cut in $[\mathcal{T}_k^+]$ nor in $[\mathcal{T}_k^-]$, then the trees T_k^+, T_k^- are disjoint and cover all of T_k except for the vertex j_k and its only two incident edges j_k^+, j_k^- . We extend f^+, f^- by putting $f(j_1) := j_2$ and, for each $\epsilon \in \{+, -\}$, setting $f(l_1^\epsilon) := l_2^\epsilon$. This clearly respects the incidence of each l_1^ϵ at the endpoint j_1 , and for the other endpoint we argue exactly as in the previous item.

Having defined the isomorphism $f: T_1 \rightarrow T_2$, almost all stated properties are directly inherited from the f^ϵ . We are only left to check that, in the second and third cases above, the definition of f on the new edge(s) l_1^ϵ satisfies $\Phi(v(l_1^\epsilon)) = v(f(l_1^\epsilon))$. And indeed it does: $\Phi(v(l_1^\epsilon)) = \Phi(v_1) = v_2 = v(l_2^\epsilon) = v(f(l_1^\epsilon))$. \square

This proposition is meant to work in tandem with the result about uniqueness of decomposition into pieces (Proposition 3.12): as explained earlier, Proposition 3.12 reduces the isomorphism problem for spatial graphs to decomposing them as disjoint unions of pieces, and comparing the pieces. Now given the task of testing whether two pieces are isomorphic, we further decompose each of them as the realization of a tree of blocks (the details of how this is done algorithmically are given later, in Lemma 7.9). Then Proposition 4.25 guarantees that two pieces are isomorphic if and only if the blocks in the decompositions are pairwise isomorphic, via isomorphisms respecting the overall combinatorial structure of the tree. Though this might seem like little gain, comparing the isomorphism type of blocks is now within our reach using Matveev’s Recognition Theorem (Theorem 7.5). Before explaining how to accomplish this, we make a brief detour to discuss a few extensions of our notion of spatial graphs, and the decomposition results presented thus far.

5 Extension to decorated graphs

The theory developed so far can be easily generalized to spatial graphs equipped with additional structure. Three natural extensions are directed spatial graphs, and spatial graphs with colorings of the edges and/or vertices. In this section, we formalize these concepts and comment on how the operations and decomposition results given so far are adapted to these other settings. All main proofs will however carry over with no need for additional insight, so we will omit them.

Definition 5.1. A **directed** spatial graph is spatial graph Γ together with a choice of orientation of each edge. If e is a non-loop edge of Γ and $h: [-1, 1] \rightarrow e$ is a PL homeomorphism orienting e , we say the vertex $h(-1)$ is the **source** of e , and $h(1)$ is its **target**. When e is a loop, the only vertex of Γ contained in e is simultaneously the source and the target. We denote the source and target of an edge e by $s(e)$ and $t(e)$, respectively.

An isomorphism of directed spatial graphs is an isomorphism of the underlying spatial graphs such that the induced PL homeomorphisms between the edges are all orientation-preserving.

Definition 5.2. Let $\Gamma = (\mathcal{S}, V, E)$ be a spatial graph. A **vertex coloring** of Γ is a function $f: V \rightarrow \mathbb{N}$ from the vertex set to the non-negative integers. For each vertex $v \in V$, we refer to $f(v)$ as “the color of v ”. Given two spatial graphs $\Gamma_1 = (\mathcal{S}_1, V_1, E_1), \Gamma_2 = (\mathcal{S}_2, V_2, E_2)$ with vertex colorings f_1, f_2 , an isomorphism $\Phi: \Gamma_1 \rightarrow \Gamma_2$ is said to preserve the vertex coloring if the induced bijection of vertices $\Phi|_{V_1}: V_1 \rightarrow V_2$ satisfies $f_1 = f_2 \circ \Phi|_{V_1}$.

In an entirely similar fashion, we define an **edge coloring** $g: E \rightarrow \mathbb{N}$, and what it means for an isomorphism of spatial graphs to preserve the edge coloring.

One may consider spatial graphs with any (possibly empty) combination of these three types of structure, and we will broadly refer to such spatial graphs as **decorated**. By two spatial graphs carrying a decoration “of the same type”, we mean that the combination of additional structures is the same.

Most of the notions we have discussed until now transfer without difficulty to the setting of decorated graphs. For example, an isomorphism of spatial graphs with decorations of the same type is an isomorphism of the corresponding undecorated spatial graphs that respects all additional pieces of structure. Sub-graphs of decorated spatial graphs inherit a decoration of the same type in an obvious way, and also the underlying abstract graph of a decorated spatial graph inherits a decoration:

- If Γ is a directed spatial graph, then the source and target functions on the edge set make $\langle \Gamma \rangle$ a directed abstract graph.
- Vertex and edge colorings of abstract graphs are defined in exactly the same way as for spatial graphs, and if Γ is decorated with a vertex and/or edge coloring, then so is $\langle \Gamma \rangle$, in an obvious manner.

The induced decoration on $\langle \Gamma \rangle$ determines the decoration of Γ , except for one ambiguity: if Γ is directed, the orientation of a loop e cannot be inferred from $s(e)$ and $t(e)$. We record the following straightforward consequence:

Lemma 5.3 (Probing compatibility with decorations through underlying graphs). *Let Γ_1, Γ_2 be spatial graphs with decorations of the same type, and let $\Phi: \Gamma_1^- \rightarrow \Gamma_2^-$ be an isomorphism between the corresponding undecorated spatial graphs. Assume moreover that the Γ_i have no loops, or are not directed. Then Φ respects the decorations on the Γ_i if and only if $\langle \Phi \rangle: \langle \Gamma_1^- \rangle \rightarrow \langle \Gamma_2^- \rangle$ respects the decorations on the $\langle \Gamma_i \rangle$.*

We now summarize the adaptations of the main definitions and statements regarding the operations of disjoint union and vertex sum:

- The disjoint union of spatial graphs with decorations of the same type is defined as the disjoint union of the underlying spatial graphs, and it carries a decoration of the same type in the obvious way.
- The vertex sum of two pointed spatial graphs with decorations of the same type is similarly defined provided that, in case a vertex coloring is part of the decoration, the basepoints are of the same color.
- Isomorphisms between decorated spatial graphs can be assembled along disjoint unions and vertex sums, in the sense of Lemmas 3.7 and 4.12.
- In the setting of decorated spatial graphs, there is still a well-defined identity element $\mathbf{0}$ for the disjoint union, but if a vertex coloring is

part of the decoration, there is one isomorphism type $\mathbf{1}_c$ of one-point spatial graph for each color $c \in \mathbb{N}$.

- The properties of disjoint union and vertex sum listed in Propositions 3.8 and 4.13 hold for spatial graphs with decorations of the same type. If a vertex coloring is part of the decoration, the occurrence of $\mathbf{1}$ in the first item of Proposition 4.13 should be read as $\mathbf{1}_c$, where c is the color of v_1 .
- The definitions of separating sphere, separable spatial graph, and piece remain unchanged in the decorated setting (Definition 3.10). Every decorated spatial graph can be expressed as an iterated disjoint union of (decorated) pieces, in a way that is unique in the sense of Proposition 3.12.
- In the definition of a tree of spatial graphs (Definition 4.14), all Γ_i should have a decoration of the same type. Moreover, if a vertex coloring is part of the decoration, we require that for each $j \in J$, the vertices $v(l)$ with l adjacent to j all be of the same color. Realizations of trees of decorated spatial graphs are then well-defined in the sense of Lemma 4.15, carrying a canonical decoration of the same type.
- In the definitions of cut vertex, cut sphere and block (Definition 4.21), if we are in the colored vertex setting, occurrences of the expression “not isomorphic to $\mathbf{1}$ ” should be read as “not isomorphic to any $\mathbf{1}_c$ ”. The definition of a tree of blocks remains unchanged.
- Propositions 4.24 and 4.25 apply to decorated graphs: every non-separable decorated spatial graph that is not isomorphic to a one-point graph is the realization of a tree of decorated blocks in a unique way.

We finish this section by remarking that vertex colorings will be used in an essential way for proving our main algorithmic recognition result for pieces (Proposition 7.11), even when the pieces do not come with vertex colorings (explicitly, we use vertex colorings in the proof of Lemma 7.8).

6 The marked exterior of a spatial graph

In this section we will construct the “marked exterior” of a (decorated) spatial graph, which turns out to be a “manifold with boundary pattern”. We will explain how it encodes the spatial graph used to construct it, and translate indecomposability properties of spatial graphs into properties of their marked exteriors.

6.1 Construction and faithfulness

We will first introduce a simpler variant of the marked exterior of a spatial graph Γ , which we will call the “oriented marked exterior”. This will be a pair $(X_\Gamma^\circ, P_\Gamma^\circ)$, where X_Γ° is an oriented PL 3-manifold and P_Γ° is an oriented one-dimensional submanifold of the boundary ∂X_Γ° . In case the support $|\Gamma|$ is a union of circles, so it can be thought of as a link, the manifold X_Γ° will be homeomorphic to the exterior of that link.

Let $\Gamma = (\mathcal{S}, V, E)$ be a spatial graph. First, choose a regular neighborhood N_V of V in the pair $(\mathcal{S}, |\Gamma|)$. Since V is a finite disjoint union of points, N_V will be a disjoint union of 3-balls [RS72, Corollary 3.12], each containing exactly one vertex $v \in V$. We will denote that ball by N_v . Further, we will denote by X_V the compact PL 3-manifold $\mathcal{S} \setminus \text{int}(N_V)$.

For the next step, choose a regular neighborhood N_E of $|\Gamma| \cap X_V$ in X_V . As $|\Gamma| \cap X_V$ is the disjoint union of all properly embedded arcs $e \cap X_V$, with $e \in E$, the regular neighborhood N_e of each $e \cap X_V$ is a 3-ball and $(N_e, e \cap X_V)$ is an unknotted ball pair [RS72, Corollary 3.27] (this reference states only that N_e is a 3-ball, but inspecting the proof of Rourke-Sanderson’s Theorem 3.26 in our particular case reveals that the ball pair $(N_e, e \cap X_V)$ is unknotted).

Clearly, $N_V \cup N_E$ is a disjoint union of handlebodies, thus $X_\Gamma^\circ := \mathcal{S} \setminus \text{int}(N_V \cup N_E)$ is a compact PL 3-manifold. The boundary of X_Γ° is contained in $\partial X_V \cup \partial N_E$. For each vertex $v \in V$, we denote by R_v the **vertex region** of v , which is the part of ∂X_Γ° contained in N_v . To be precise $R_v := \partial N_v \cap \partial X_\Gamma^\circ$. Similarly, we call $R_e := \partial N_e \cap \partial X_\Gamma^\circ$ the **edge region** of $e \in E$. Notice that R_e is always an annulus, and if v is a vertex of degree d , R_v is a 2-sphere with the interiors of d disjoint discs removed.

The next step is to define P_Γ° . Notice that the vertex regions and edge regions of ∂X_Γ° intersect in circles, which we will sometimes refer to as “junctions”. We set $P_\Gamma^\circ := (\bigcup_{v \in V} R_v) \cap (\bigcup_{e \in E} R_e)$ as the union of these junctions. Then P_Γ° separates ∂X_Γ° into the vertex and edge regions. As X_Γ° inherits an orientation from the ambient sphere \mathcal{S} , also ∂X_Γ° has a canonical orientation. Now we orient $P_\Gamma^\circ = \partial(\bigcup_{v \in V} R_v)$ as the boundary of the union of all vertex regions. Notice that instead viewing P_Γ° as the boundary of the union of the edge regions would induce the opposite orientation on P_Γ° – in other words, the orientation of P_Γ° determines which regions of ∂X_Γ° are vertex regions. As each edge is incident to at least one vertex, each vertex or edge region of ∂X_Γ° that has no boundary has to be a vertex region (corresponding to an isolated vertex).

An example of such a pair $(X_\Gamma^\circ, P_\Gamma^\circ)$ is illustrated in Figure 6.1.

Definition 6.1. An **oriented marked exterior** of a spatial graph Γ is a pair $(X_\Gamma^\circ, P_\Gamma^\circ)$, where X_Γ° and P_Γ° are oriented PL manifolds obtained by the above construction.

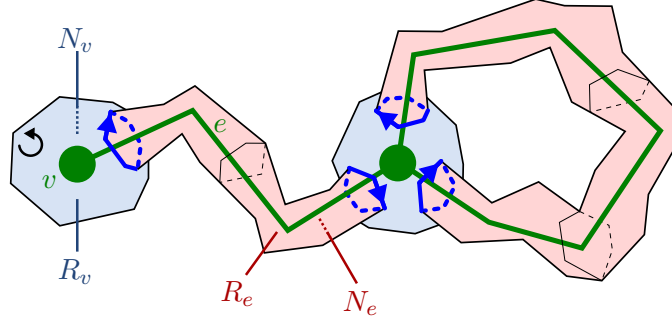


Figure 6.1: The oriented marked exterior of a spatial graph. We indicate the orientation of the boundary and of the junctures by arrows. We also highlight the vertex and edge neighborhoods N_v, N_e used in its construction, as well as the corresponding regions of the boundary.

The next two propositions will show that the oriented marked exterior is indeed a useful notion for studying spatial graphs.

Proposition 6.2 (Well-definedness of oriented marked exteriors). *Let Γ be a spatial graph and consider two oriented marked exteriors (X_k°, P_k°) for $k \in \{1, 2\}$. Then there exists an orientation-preserving homeomorphism of pairs $\Phi: (X_1^\circ, P_1^\circ) \rightarrow (X_2^\circ, P_2^\circ)$ such that for each vertex v of Γ , the map Φ sends the corresponding vertex region $R_{v,1}$ to $R_{v,2}$, and similarly for edge regions.*

Proof. Let $N_{V,k}$ and $N_{E,k}$ be the regular neighborhoods that appear in the construction of X_k° . Similarly, we will use the corresponding notation $N_{v,k}, N_{e,k}$ for the components corresponding to single vertices and edges, as well as $X_{V,k}$ for $\mathcal{S} \setminus \text{int}(N_{V,k})$.

By the Regular Neighborhood Theorem for pairs [RS72, Theorem 4.11], there is a PL isotopy of \mathcal{S} that carries $N_{V,1}$ to $N_{V,2}$, fixing $|\Gamma|$. This induces an orientation-preserving PL homeomorphism $\Phi_V: N_{V,1} \rightarrow N_{V,2}$. As $|\Gamma|$ is fixed during the isotopy, Φ_V maps $N_{v,1}$ to $N_{v,2}$ for each vertex v of Γ and fixes the edges as well.

Since PL homeomorphisms take regular neighborhoods to regular neighborhoods, $\Phi_V(N_{E,1})$ and $N_{E,2}$ are two regular neighborhoods of $|\Gamma| \cap X_{V,2}$ in $X_{V,2}$. Using the Regular Neighborhood Theorem again, we find a PL isotopy of $X_{V,2}$ that carries $\Phi_V(N_{E,1})$ to $N_{E,2}$. This isotopy carries $\Phi_V(X_1^\circ)$ to X_2° . This shows that the two marked exteriors are in fact PL-homeomorphic via an orientation-preserving PL homeomorphism $\Phi: X_1^\circ \rightarrow X_2^\circ$. As these isotopies fix $|\Gamma|$, each vertex and edge region of the boundary gets mapped to the corresponding vertex respectively edge region, thus mapping P_1° to P_2° . As Φ is orientation-preserving and the orientation of the junctures is determined by the orientation of X_k , Φ also preserves the orientation of the P_k° . \square

As we will often only use the oriented PL homeomorphism type of the oriented marked exterior, which is indeed unique by the above proposition, we will frequently refer to it as *the* oriented marked exterior of the spatial graph. We now show that the oriented marked exterior $(X_\Gamma^\circ, P_\Gamma^\circ)$ fully encodes the isomorphism type of Γ .

Proposition 6.3 (Faithfulness of oriented marked exteriors). *Let Γ_1, Γ_2 be two spatial graphs, (X_1°, P_1°) and (X_2°, P_2°) their oriented marked exteriors, and $\Phi_X: (X_1^\circ, P_1^\circ) \rightarrow (X_2^\circ, P_2^\circ)$ a PL homeomorphism preserving the orientation of both factors. Then Φ_X extends to an isomorphism $\Phi: \Gamma_1 \rightarrow \Gamma_2$ of spatial graphs, where $\langle \Phi \rangle: \langle \Gamma_1 \rangle \rightarrow \langle \Gamma_2 \rangle$ is the induced map of underlying graphs.*

Proof. Recall that the orientation of P_Γ° determines which regions of ∂X_Γ° are vertex regions. Thus, preserving the orientation of P_k° is equivalent to mapping vertex regions to vertex regions (and edge regions to edge regions). We need only to show that an orientation-preserving PL homeomorphism $\Phi_X: X_1^\circ \rightarrow X_2^\circ$ respecting vertex/edge regions of the boundary extends to an isomorphism of spatial graphs $\Gamma_1 \rightarrow \Gamma_2$.

We will denote the regular neighborhoods that are used in the construction of X_k by $N_{V,k}$ and $N_{E,k}$. The discs $N_{E,k} \cap \partial N_{V,k}$ are bounded by the junctures in P_k° , and each disc intersects $|\Gamma_k|$ in exactly one point in its interior. Since discs are always PL-homeomorphic to cones over any of their interior points, we can use the cone construction to extend Φ_X to a PL homeomorphism $\Phi_{X^+}: X_1^\circ \cup (N_{E,1} \cap \partial N_{V,1}) \rightarrow X_2^\circ \cup (N_{E,2} \cap \partial N_{V,2})$ mapping the intersection points of $|\Gamma_k|$ with $N_{E,k} \cap \partial N_{V,k}$ to each other.

Note that each $(N_{e,k}, e \cap X_{V,k})$ is an unknotted ball pair. As any PL homeomorphism of the boundary of an unknotted ball pair extends to the interior [RS72, Theorem 4.4], we can extend Φ_{X^+} to a PL homeomorphism $\Phi_{X_V}: X_{V,1} \rightarrow X_{V,2}$ that maps $|\Gamma_1| \cap X_{V,1}$ to $|\Gamma_2| \cap X_{V,2}$.

Since each $N_{v,k}$ is PL-homeomorphic to a cone with base a 2-sphere containing $R_{v,k}$ and cone point v , such that $|\Gamma| \cap N_{v,k}$ corresponds to the cone over $|\Gamma| \cap \partial N_{v,k}$, we may cone the already defined map on each $\partial N_{v,1}$. This finishes the extension of Φ_X to the whole ambient sphere of Γ_1 , giving the desired isomorphism of graphs. \square

We have shown how to fully encode a spatial graph as its oriented exterior, but as Matveev's Recognition Theorem is insensitive to orientations, we need to refine our construction. Thus, we will introduce further markings on the boundary, which encode the orientation of the manifold and possibly decorations of the spatial graph.

Definition 6.4 ([Mat07, Definition 3.3.9]). A **manifold with boundary pattern** (M, P) is a PL 3-manifold M together with a 1-dimensional subpolyhedron $P \subset \partial M$ containing no isolated points.

A **homeomorphism** of manifolds with boundary pattern is a PL homeomorphism of pairs $(M_1, P_1) \rightarrow (M_2, P_2)$.

Of course if we ignore orientations, then $(X_\Gamma^\circ, P_\Gamma^\circ)$ as defined above is an example of a manifold with boundary pattern.

In the following two paragraphs we describe the idea behind the upgraded marking, and afterwards we give a precise definition. Note that in order to avoid restricting the spatial graph isomorphisms that can be detected by comparing marked exteriors, we need to ensure that all modifications to the oriented marked exterior are independent of artificial choices.

First, we have to encode which regions of ∂X_Γ° are vertex regions, and the orientations of X_Γ° and P_Γ° . The orientation of X_Γ° can be recovered by the orientation of the junctures and knowing which regions of ∂X_Γ° are the vertex regions. To encode the orientation of a juncture γ , choose three points on it. An orientation of γ is then the same data as a cyclic ordering of these three points. From one of the points extend one arc into the vertex region. From the next point in the cyclic ordering extend two arcs into the vertex region, and three arcs from the third point. This new marking encodes which regions are the vertex regions as well as the orientations of the junctures, and hence also the orientation of X_Γ° .

To also account for decorations of the spatial graph, we have to further modify these markings. To encode the vertex coloring $f: V \rightarrow \mathbb{N}$, rather than extending three arcs from the third point of each juncture, extend $f(v) + 3$ arcs instead. Similarly, to encode the edge coloring $g: E \rightarrow \mathbb{N}$, extend $g(e)$ arcs from the same third point into the edge region. We are left to encode the orientations of the edges. Note that there are two junctures around each edge e , corresponding to the positive and negative ends of e (with respect to any PL embedding $[-1, 1] \rightarrow e \setminus V$ orienting e). At the juncture corresponding to the positive end of e , we extend a single arc into the edge region, starting from the second point of the cyclic ordering. After these modifications we are still able to tell apart vertex and edge regions locally around the junctures, as there are three points from which arcs extend into the vertex region, and from at most two of them there are arcs extending into the edge region.

To make this marking rigorous, we define (k, l, m) -model discs, where $k, l \in \mathbb{N}$ and $m \in \{0, 1\}$, as seen in the left hand side of Figure 6.2. A model disc is the standard oriented ball pair $(D, I) := ([-1, 1]^2, [-1, 1] \times \{0\})$ together with a few line segments in D emanating from points in I , as we now describe. Consider the points $p_1 := (-\frac{1}{2}, 0)$, $p_2 := (0, 0)$ and $p_3 := (\frac{1}{2}, 0)$ of I . From p_1 we extend one line segment towards the upper region of D (which induces the orientation of I). Starting at p_2 extend two line segments towards the same region and m line segments into the lower region. From p_3 extend $k + 3$ line segments towards the upper region and l line segments into the lower region of D .

To extend the marking on X_Γ° , we first choose a regular neighborhood of the boundary pattern P_Γ° in the boundary ∂X_Γ° . This regular neighborhood is comprised of an annulus A_γ for each juncture γ . If the juncture γ bounds the vertex region R_v and the edge region R_e , choose an orientation-preserving PL embedding of the $(f(v), g(e), m)$ -model disc $\Phi: (D, I) \rightarrow (A_\gamma, \gamma)$, where $f: V \rightarrow \mathbb{N}$ and $g: E \rightarrow \mathbb{N}$ are the coloring functions described in Section 5 and $m = 1$ if it is the juncture corresponding to the positive end of the incident edge, else $m = 0$. Then, add the images of the line segments of the previous paragraph to the boundary pattern P_Γ° . An example of this can be seen in Figure 6.3.

Additionally, we have to take care of isolated vertices. These are the only vertices whose regions of ∂X_Γ have no marking yet. We will be using as a local model the marking seen in the right hand side of Figure 6.2, again with 1, 2 and $f(v) + 3$ lines extending from the triangle in the middle. We push forward this marking to each region R_v corresponding to an isolated vertex v via an orientation-preserving PL embedding of the disc. This also encodes the orientation of the boundary, which is important in case the spatial graph consists of only isolated vertices.

Altogether, P_Γ° together with the added markings near the junctures and at vertex regions corresponding to isolated vertices makes up a new marking P_Γ .

Definition 6.5. A **marked exterior** of a decorated spatial graph Γ is a manifold with boundary pattern (X_Γ, P_Γ) , where $X_\Gamma = X_\Gamma^\circ$ as unoriented PL manifolds and P_Γ is obtained from P_Γ° as described above.

We stress that whereas for an oriented marked exterior $(X_\Gamma^\circ, P_\Gamma^\circ)$, both X_Γ° and P_Γ° are oriented, the manifold X_Γ is not explicitly oriented and P_Γ is not even a manifold. Our construction was designed to allow for recovering the orientation data of $(X_\Gamma^\circ, P_\Gamma^\circ)$ from the unoriented object (X_Γ, P_Γ) .

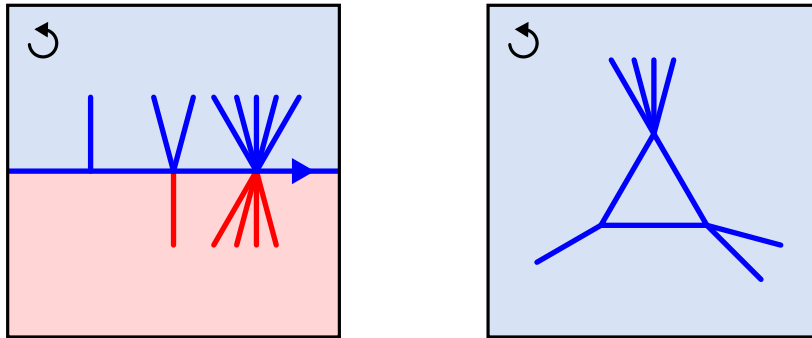


Figure 6.2: Left: A $(2, 4, 1)$ -model disc used in modifying P_Γ° into P_Γ . Right: Marking for an isolated vertex v with vertex color $f(v) = 1$. Arrows indicate orientations.

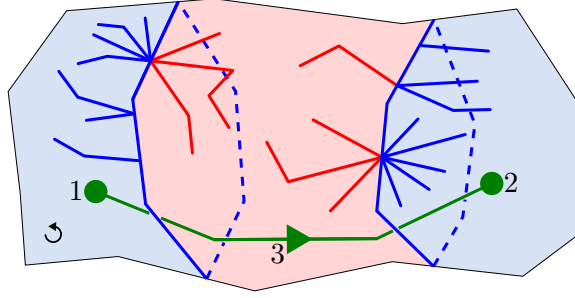


Figure 6.3: The marked exterior of a decorated spatial graph. The colors of the vertices and the edge are indicated by the numbers.

In the next two propositions we will show the well-definedness and faithfulness of the marked exterior.

Proposition 6.6 (Well-definedness of marked exteriors). *Let Γ be a decorated spatial graph and consider two marked exteriors (X_k, P_k) for $k \in \{1, 2\}$. Then there exists a homeomorphism of manifolds with boundary pattern $\Phi: (X_1, P_1) \rightarrow (X_2, P_2)$ such that for each vertex v of Γ , Φ sends the corresponding vertex regions $R_{v,1}$ to $R_{v,2}$ and similarly for edge regions.*

Proof. By Proposition 6.2 we know that the oriented marked exteriors (X_k°, P_k°) used to construct the (X_k, P_k) are homeomorphic as manifolds with boundary pattern via a homeomorphism $\Phi: (X_1^\circ, P_1^\circ) \rightarrow (X_2^\circ, P_2^\circ)$ respecting vertex and edge regions of the boundary, as well as the orientation of each factor. By the Regular Neighborhood Theorem [RS72, Theorem 3.24] there is a PL isotopy H_A of ∂X_2 fixing P_2° and pushing the Φ -image of the chosen regular neighborhood of P_1° onto the chosen regular neighborhood of P_2° . Denote the final homeomorphism of this isotopy by Ψ .

Then, for each juncture $\gamma \subset P_1^\circ$, using the Disc Theorem for pairs (Theorem 4.6), we get a PL isotopy H_γ of $A_{\Phi(\gamma)}$ that fixes $\partial A_{\Phi(\gamma)}$, preserves the juncture $\Phi(\gamma)$, and isotopes the postcomposition with $\Psi \circ \Phi$ of the embedding of the model disc at γ to the embedding of the model disc at $\Phi(\gamma)$. By using all the PL isotopies H_γ and extending to the whole boundary ∂X_2 as the identity, we obtain a PL isotopy H_D of ∂X_2 , carrying $\Psi \circ \Phi(P_1)$ to P_2 .

The isotopy of ∂X_2 obtained by the concatenation of H_A and H_D can be extended to a PL isotopy of X_2 [RS72, Proposition 3.22(ii)], whose final homeomorphism, when precomposed with Φ , yields a homeomorphism of manifolds with boundary pattern $(X_1, P_1) \rightarrow (X_2, P_2)$ respecting the vertex and edge regions. \square

Proposition 6.7 (Faithfulness of marked exteriors). *Let (X_1, P_1) and (X_2, P_2) be marked exteriors for two non-empty decorated spatial graphs Γ_1 and Γ_2 , and $\Phi_X: (X_1, P_1) \rightarrow (X_2, P_2)$ a PL homeomorphism between them. Then*

Φ_X extends to an isomorphism $\Phi: \Gamma_1 \rightarrow \Gamma_2$ of decorated spatial graphs, where $\langle \Phi \rangle: \langle \Gamma_1 \rangle \rightarrow \langle \Gamma_2 \rangle$ is the induced map of underlying graphs.

Proof. For $k \in \{1, 2\}$ consider the boundary patterns $P_k^\circ \subset P_k$ consisting only of the junctures. Clearly, Φ_X has to map P_1° to P_2° , because each P_k° can be intrinsically characterized as the union of all embedded circles in P_k that are not contained in boundary regions corresponding to isolated vertices. As the components of ∂X_k containing only a single component of P_k are exactly the regions corresponding to isolated vertices, it is possible to intrinsically distinguish the two types of circles.

Observe that Φ_X preserves vertex regions and edge regions: indeed, as we just saw, components of ∂X_k with a single component of P_k correspond to isolated vertices, and on all other connected components, vertex regions are those receiving arcs from 3 distinct points of each juncture, while edge regions only receive arcs from at most 2 distinct points of each juncture. As the number of arcs extended into the vertex region encodes the orientation of each juncture, Φ_X has to preserve the orientation of P_k° , as well as the orientation of the triangles at isolated vertices. As the orientation of X_k° is determined by the orientation of the junctures and which side of those the vertex region is on, Φ_X also preserves the orientation of the X_k° .

Overall, we conclude that Φ_X is a PL homeomorphism of the oriented marked exteriors $(X_1^\circ, P_1^\circ) \rightarrow (X_2^\circ, P_2^\circ)$ preserving the orientation of each factor. Thus, Proposition 6.3 can be applied to conclude that, up to decorations, Φ_X extends to an isomorphism $\Phi: \Gamma_1 \rightarrow \Gamma_2$, where $\langle \Phi \rangle: \langle \Gamma_1 \rangle \rightarrow \langle \Gamma_2 \rangle$ is the induced map of underlying graphs. However, from the way the decorations got encoded into the boundary patterns, it is clear that Φ has to respect decorations. \square

6.2 Properties of marked exteriors

Having introduced marked exteriors, we explain how the indecomposability properties of a spatial graph Γ studied in Section 2 (namely, being non-separable and having no cut vertices) translate into features of the marked exterior (X_Γ, P_Γ) .

Definition 6.8. Let (M, P) be a manifold with boundary pattern.

- Let $S \subset M$ be a properly embedded PL 2-sphere. If S does not bound a PL 3-ball in M , then S is called a **reducing sphere** for M . We call M **reducible** if it admits a reducing sphere; otherwise it is **irreducible**. We also apply the same terminology to (M, P) .
- A subspace $X \subseteq M$ is called **clean** if $X \cap P = \emptyset$. Let $D \subset M$ be a clean properly embedded PL disc. If ∂D does not bound a clean disc in ∂M , then D is called a **reducing disc** for (M, P) . We call (M, P)

boundary-reducible if it has a reducing disc; otherwise it is **boundary-irreducible**.²

Proposition 6.9 (Separability and reducibility). *Let Γ be a decorated spatial graph and (X_Γ, P_Γ) its marked exterior. Then Γ is separable if and only if X_Γ is reducible.*

Note that this statement concerns only the 3-manifold X_Γ , and is independent of the boundary pattern P_Γ .

Proof. (\Rightarrow) Suppose Γ is separable with S a separating sphere. Then if we build X_Γ out of small enough regular neighborhoods N_V and N_E to avoid S , we see that S is a reducing 2-sphere for X_Γ : indeed, no component of $X_\Gamma \setminus S$ is an open 3-ball, as both have non-empty boundary.

(\Leftarrow) Denote by \mathcal{S} the ambient 3-sphere of Γ , assume S is a reducing sphere for a marked exterior $X_\Gamma \subset \mathcal{S}$, and let $B_1, B_2 \subset \mathcal{S}$ be the 3-balls into which S splits \mathcal{S} . If for some $i \in \{1, 2\}$ the intersection $|\Gamma| \cap B_i$ were empty, then we would have $B_i \subset X_\Gamma$, in contradiction with S being a reducing sphere. Hence, if S decomposes Γ as $\Gamma_1 \sqcup \Gamma_2$, then none of the Γ_i is empty. \square

Note that the second part of the proof actually shows a finer statement:

Corollary 6.10 (Reducing spheres are separating). *If S is a reducing sphere for a marked exterior (X_Γ, P_Γ) , then S is a separating sphere for Γ .*

The relationship between cut vertices of a graph and boundary-reducibility of its marked exterior is more subtle, so we study each direction of the correspondence separately.

Proposition 6.11 (Boundary reducibility from cut vertices). *Let Γ be a non-separable decorated spatial graph. If Γ has a cut vertex, then the marked exterior (X_Γ, P_Γ) is boundary-reducible.*

Proof. Let $\Gamma = (\mathcal{S}, V, E)$, let v be a cut vertex for Γ , and let S be a cut sphere through v . We construct a marked exterior (X_Γ, P_Γ) using a small enough regular neighborhood N_V of the vertex set so that N_V is in fact a

²The definition of boundary-irreducibility for manifolds with boundary pattern is given in Matveev’s book simply as the “straightforward generalization” of the notion for 3-manifolds without boundary pattern [Mat07, p. 126], leaving unclear whether the definition of a reducing disc D for (M, P) allows ∂D to bound a non-clean disc in ∂M . It is stated on p. 127 that if M is a solid torus, then (M, P) is boundary-irreducible if and only if $\partial M \setminus P$ contains a meridian of M . This is only true if ∂D is never allowed to bound a disc on ∂M , even when that disc intersects P (contrary to the definition we gave). We suspect this example is due to an oversight. Indeed, Matveev’s usage of the notion (namely, in the proofs of Lemmas 4.1.33 and 4.1.35) relies on the boundary of a clean properly embedded disc in a boundary-irreducible (M, P) bounding a clean disc in ∂M . This is compatible with the definition we present, and with the usage elsewhere in the literature [KM06, p. 16].

regular neighborhood of V in $(\mathcal{S}, |\Gamma| \cup S)$, and also, we use N_E small enough to be disjoint from S . Additionally, we ensure that P_Γ is built from disc embeddings with image small enough to be disjoint from S , so $S \cap P_\Gamma = \emptyset$. As $S \cap N_v$ is a regular neighborhood of $\{v\}$ in S , it is a disc. The other side $D := S \cap X_\Gamma$ is thus a clean properly embedded disc in (X_Γ, P_Γ) .

We will show that D is a reducing disc for (X_Γ, P_Γ) . To this end, we consider the two balls B_1, B_2 into which S separates \mathcal{S} . The curve ∂D separates the component C of ∂X_Γ containing the vertex region R_v into the two regions $C_i := C \cap B_i$, for $i \in \{1, 2\}$. We need to show that none of the C_i is a clean disc. But since S is a cut sphere, there is at least one edge e_i incident to v on each B_i . Since the corresponding component N_{e_i} of N_E is disjoint from S , we have $N_{e_i} \subset B_i$, and in particular $R_{e_i} \subset C_i$. The juncture between R_{e_i} and R_v is thus contained in C_i , whence C_i is not clean, and certainly not a clean disc. \square

We will see that a converse statement also holds, except for one particular (isomorphism type of) spatial graph, which we first define.

Definition 6.12. A spatial graph is called a **one-edge graph** if it has exactly two vertices and one edge, with the edge being incident to both vertices.

Note that the property of a spatial graph Λ being a one-edge graph is determined by the isomorphism type of $\langle \Lambda \rangle$. Moreover, the following statement shows that two decorated one-edge graphs are isomorphic precisely if their underlying abstract graphs are isomorphic. In particular, any two undecorated one-edge graphs are isomorphic.

Lemma 6.13 (Uniqueness of one-edge graphs). *Let Λ_1, Λ_2 be decorated one-edge graphs, and let $F: \langle \Lambda_1 \rangle \rightarrow \langle \Lambda_2 \rangle$ be an isomorphism of their underlying decorated abstract graphs. Then there is an isomorphism $\Phi: \Lambda_1 \rightarrow \Lambda_2$ with $\langle \Phi \rangle = F$.*

This is a straightforward consequence of the following general fact (with M a 3-sphere).

Proposition 6.14 (Arcs in the interior of connected manifolds). *Let M be a connected PL manifold of dimension at least 2. For each $k \in \{1, 2\}$, let I_k be a PL-embedded arc in $\text{int}(M)$ with endpoints v_k, u_k . Then there is a PL isotopy of M carrying I_1 onto I_2 , v_1 to v_2 , and u_1 to u_2 .*

Note that it is not true in general that any two PL-embedded n -balls in the interior of a PL manifold of dimension $\geq n+1$ are ambient-isotopic. For example, if one considers the cone D of a trefoil knot in $\partial([-1, 1]^4)$, with the origin as cone point, then D cannot be ambiently isotoped in \mathbb{R}^4 onto the disc $[-1, 1]^2 \times \{0\}^2$. This is a consequence of the fact that links of pairs of polyhedra are PL invariants [RS72, pp. 50-51].

Proof. We will need the following fact:

Claim. For every PL embedded arc $I \subset \text{int}(M)$ with endpoints v, u , and for every $u' \in I \setminus \{v\}$, there is a PL isotopy of M fixing v and carrying I to the sub-arc of I with endpoints v, u' .

Before justifying this claim, let us use it to prove the proposition.

By homogeneity of manifolds [RS72, Lemma 3.33], there is a PL isotopy of M carrying v_1 to v_2 , so we may assume $v_1 = v_2 =: v$.

Choose a star neighborhood N_v of v in the pair (M, I) , and denote by u'_1, u'_2 , respectively, the points of intersection of the $(n-1)$ -sphere ∂N_v with each arc I_1, I_2 . Using the above claim on both arcs reduces the problem to showing that there is a PL isotopy of M carrying the straight line segment $[v, u'_1]$ onto $[v, u'_2]$, with v being carried to itself.

Since ∂N_v is connected, again by homogeneity of manifolds, there is a PL isotopy of ∂N_v carrying u'_1 to u'_2 (this is the only point of the proof where we use the assumption that $\dim(M) \neq 1$). By coning at v , this isotopy extends to N , taking $[v, u'_1]$ to $[v, u'_2]$ as required. To extend it to all of M , we use the general fact every PL isotopy of the boundary of a manifold (in this case $M \setminus \text{int}(N_v)$) extends to the interior [RS72, Proposition 3.22(ii)].

All that is left is to prove the above claim:

Proof of the Claim. It suffices to show that the subspace $Q \subset I \setminus \{v\}$ of points u' for which the claim holds is non-empty, open, and closed in $I \setminus \{v\}$. Clearly we have $u \in Q$.

Let us verify the openness condition, beginning with the point u . A regular neighborhood N_u of $\{u\}$ in the pair (M, I) is PL-homeomorphic to the standard n -ball $[-1, 1]^n$, with $N_u \cap I$ corresponding to the straight line segment from 0 to a point p_0 in $\partial([-1, 1]^n)$. Let q_0 be in the interior of this line segment. Since $[-1, 1]^n$ is a cone with base $\partial([-1, 1]^n)$ over any of its interior points, the formula $tp \mapsto (1-t)q_0 + tp$ with $p \in \partial([-1, 1]^n)$ can be used to define a PL homeomorphism of $[-1, 1]^n$ fixing the boundary and taking $[0, p_0]$ to $[q_0, p_0]$. Such a map is PL-isotopic to the identity on $[-1, 1]^n$ keeping the boundary fixed, by the Alexander trick [RS72, Proposition 3.22(i)]. This isotopy can then be transferred to a PL isotopy of N_u , and extended as the constant isotopy in all of M . This shows that the point $q \in N$ corresponding to q_0 is in Q , and so Q contains the half-open interval $\text{int}(N_u) \cap I$.

To verify the openness condition at points u' of Q other than u , one proceeds similarly, choosing a regular neighborhood $N_{u'}$ of u' in (M, I) , and modeling $(N_{u'}, N_{u'} \cap I)$ as the standard ball pair $([-1, 1]^n, [-1, 1] \times \{0\}^{n-1})$. The construction from before shows the intersection $\text{int}(N_{u'}) \cap I$ is in Q . The same argument also shows that Q is closed in $I \setminus \{v\}$.

With the claim established, the proof is complete. \square

Proposition 6.15 (Cut vertices from boundary-reducibility). *Let Γ be a non-separable decorated spatial graph that is not a one-edge graph. If its marked exterior (X_Γ, P_Γ) is boundary-reducible, then Γ has a cut vertex. Moreover, there is an algorithm to produce a cut sphere for Γ from any reducing disc for (X_Γ, P_Γ) .*

Proof. Let D be a reducing disc for a marked exterior (X_Γ, P_Γ) , and denote by \mathcal{S} the ambient sphere of Γ . Since ∂D is disjoint from P_Γ , it is contained in a vertex region R_v or an edge region R_e of ∂X_Γ .

Let us first treat the case where $\partial D \subset \partial R_v$ for some vertex v of Γ . Consider the 3-ball N_v containing v , which is a component of the vertex set neighborhood N_V used in constructing (X_Γ, P_Γ) . Since N_v is a regular neighborhood of $\{v\}$ in $(\mathcal{S}, |\Gamma|)$, the pair $(N_v, N_v \cap |\Gamma|)$ is PL-homeomorphic to a cone of $(\partial N_v, \partial N_v \cap |\Gamma|)$, with v corresponding to the cone point. Let $D_v \subset N_v$ be the disc corresponding to the cone of ∂D , and consider the 2-sphere $S := D \cup D_v$, which intersects $|\Gamma|$ precisely at v . We will see S induces a non-trivial vertex sum decomposition of Γ , and so is a cut sphere.

Let $B_1, B_2 \subset \mathcal{S}$ be the 3-balls into which S separates \mathcal{S} , let C be the component of ∂X_Γ containing ∂D , and consider the two surfaces $C_i = B_i \cap C$ into which ∂D cuts C . Since D is a reducing disc, none of the C_i is a clean disc. This implies that there are edges of Γ incident to v on both sides of S , and so none of the summands in the decomposition $\Gamma = \Gamma_1 \bullet_v \Gamma_2$ induced by S is a one-point graph. Hence S is a cut sphere for Γ , and v a cut vertex.

Now we treat the case where $\partial D \subset R_e$ for some edge e of Γ . First, observe that one of the vertices incident to e has degree at least 2. Indeed, if both had degree 1, then the component of ∂X_Γ containing R_e would be a 2-sphere with only the edge e in one of its sides, and no other vertices besides its endpoints. Since Γ is non-separable, this would be all of Γ . Hence Γ would be a one-edge graph, contrary to assumption. So let v be a vertex incident to e of degree at least 2.

Since no component of P_Γ is contained in R_e and ∂D , being a reducing disc, is not allowed to bound a clean disc in R_e , we conclude ∂D does not bound a disc in R_e . It is therefore parallel to one of the two boundary components of R_e ; in other words, it cuts R_e into two annuli. Let R'_e be one such annulus having one of its boundary components in R_v , and consider the enlarged disc $D' := D \cup R'_e$. The boundary $\partial D'$ of this disc is contained in the boundary pattern P_Γ , being the juncture between R_e and R_v . As before, let D_v be the disk obtained by coning $\partial D'$ at v , and define $S := D' \cup D_v$.

We now show S is a cut sphere for Γ . Clearly, $S \cap |\Gamma| = \{v\}$. From the description of $S \cap N_v$ as a cone of the juncture between R_e and R_v , we see that one side of S contains e , and the other side contains all other edges of Γ that are incident to v . Since v has degree at least two, it follows that there are edges incident to v on both sides of S . Hence S induces a non-trivial vertex sum decomposition of Γ . \square

We finish this section by discussing the relation between degree-1 vertices in a spatial graph, and one-edge graphs. Using uniqueness of one-edge graphs (Lemma 6.13), we then deduce a uniqueness result about spatial graphs whose underlying graphs are trees (Theorem 6.18).

Lemma 6.16 (One-edge graph summands from leaves). *Let $\Gamma = (\mathcal{S}, V, E)$ be a decorated spatial graph. Let u be a leaf of Γ , let e be the edge incident to u , and let v be the other vertex incident to e . For the sub-graph $\Gamma_0 := (\mathcal{S}, V \setminus \{u\}, E \setminus \{e\})$ and the one-edge sub-graph $\Lambda := (\mathcal{S}, \{u, v\}, \{e\})$, we have $\Gamma = \Gamma_0 \bullet_v \Lambda$.*

Proof. By Lemma 4.18, we need only find a 2-sphere S intersecting $|\Gamma|$ exactly at v , such that $|\Gamma_0|$ is in one side of S , and $|\Lambda|$ is in the other.

Let $(X_\Gamma^\circ, P_\Gamma^\circ)$ be an oriented marked exterior for Γ , and denote by γ the juncture between the regions R_e, R_v of ∂X_Γ° . The component N_v of the vertex set neighborhood used in constructing X_Γ° is PL-homeomorphic to a cone of the pair $(\partial N_v, \partial N_v \cap |\Gamma|)$, with v corresponding to the cone point. We denote by D the disc properly embedded in N_v that corresponds to the cone of γ , and by C the 3-ball that corresponds to the cone over the disc $N_v \cap N_e$.

Recall that R_e is a cylinder, and that since u is a leaf, the region R_u of ∂X_Γ° corresponding to u is a disc. The 2-sphere $S := R_u \cup R_e \cup D$ now decomposes Γ as $\Gamma_0 \bullet_v \Lambda$: First, it is clear that $S \cap |\Gamma| = \{v\}$. Moreover, one of the sides of S is the 3-ball $N_u \cup N_e \cup C$, which intersects $|\Gamma|$ precisely at $|\Lambda|$. The other side must then contain $|\Gamma_0|$. \square

Definition 6.17. A **spatial tree** is a spatial graph Γ whose underlying graph $\langle \Gamma \rangle$ is a tree.

Theorem 6.18 (Uniqueness of spatial trees). *Let Γ, Γ' be decorated spatial trees, and let $F: \langle \Gamma \rangle \rightarrow \langle \Gamma' \rangle$ be an isomorphism of their underlying decorated graphs. Then there is an isomorphism $\Phi: \Gamma \rightarrow \Gamma'$ with $\langle \Phi \rangle = F$.*

This result gives an algorithm for testing whether two decorated spatial trees are isomorphic, without appeal to the sophisticated machinery of Matveev. Indeed, it tells us that decorated spatial trees are isomorphic if and only if their underlying graphs are, reducing the problem to a (finite) search for an isomorphism of abstract trees.

Proof. We proceed by induction on the number of vertices of Γ , with the cases $\Gamma \cong \mathbf{0}$ and $\Gamma \cong \mathbf{1}$ being trivial.

Assume now that Γ has at least two vertices. By a standard result in graph theory [Jun05, Exercise 1.2.5], finite tress with at least two vertices always have leaves, so $\langle \Gamma \rangle$, and thus also Γ , has a leaf u . Denote by e the only edge of Γ incident to u , and by v the other vertex incident to e . Denote by Λ the one-edge sub-graph of Γ comprised of the vertices u, v and the

edge e , and by Γ_0 the sub-graph of Γ obtained by excluding e and u . By Lemma 6.16, we have $\Gamma = \Gamma_0 \bullet_v \Lambda$.

Similarly, let Γ'_0 be the sub-graph of Γ' obtained by excluding the edge $F(e)$ and the leaf $F(u)$, and let Λ' be the one-edge sub-graph of Γ' comprised of $F(u), F(v)$ and $F(e)$. As before, we have $\Gamma' = \Gamma'_0 \bullet_{F(v)} \Lambda'$.

Now by induction, the isomorphism of decorated trees $F|_{\Gamma_0}: \langle \Gamma_0 \rangle \rightarrow \langle \Gamma'_0 \rangle$ is induced by an isomorphism of decorated spatial trees $\Phi_0: \Gamma_0 \rightarrow \Gamma'_0$. On the other hand, Lemma 6.13 gives an isomorphism $\Phi_\Lambda: \Lambda \rightarrow \Lambda'$ inducing $F|_\Lambda: \langle \Lambda \rangle \rightarrow \langle \Lambda' \rangle$. Assembling these two isomorphisms (as in Lemma 4.12), we obtain the desired $\Phi := \Phi_0 \bullet_v \Phi_\Lambda$. \square

7 Algorithmic theory of spatial graphs

In this section, we import the final pieces of terminology that will allow us to state Matveev's Recognition Theorem, and assemble the theory developed so far into a proof of Theorem 1.1.

Definition 7.1. Let M be a compact PL 3-manifold and $\Sigma \subset M$ a properly PL-embedded surface.

- The surface Σ is **incompressible** if for every PL-embedded disc $D \subset M$ such that $D \cap \Sigma = \partial D$, the boundary ∂D bounds a disk in Σ .
- We say S is **two-sided** if its normal bundle is trivial.

Definition 7.2 ([Mat07, Definition 4.1.20]). A compact PL 3-manifold M is **sufficiently large** if there exists a PL-embedded closed connected surface $\Sigma \subset M$, such that Σ is incompressible, two-sided, and not a 2-sphere or a real projective plane.

Definition 7.3 ([Mat07, Definition 6.1.5]). A manifold with boundary pattern (M, P) with M, P compact is called **Haken** if it is irreducible, boundary-irreducible, and either:

- M is sufficiently large, or
- $P \neq \emptyset$ and M is a handlebody of positive genus.

The following proposition, which we also outsource to Matveev's book [Mat07, Corollary 4.1.27], tells us that when M has non-empty boundary, we are very close to satisfying one of the conditions in the bullet-points:

Proposition 7.4 (Non-triviality of the boundary). *Every irreducible PL 3-manifold with non-empty boundary is either a handlebody or sufficiently large.*

Having the definition of a Haken manifold with boundary pattern, we can state Matveev's Theorem [Mat07, Theorem 6.1.6]:

Theorem 7.5 (Matveev’s Recognition Theorem). *There is an algorithm to decide whether or not any two given Haken 3-manifolds with boundary pattern are PL-homeomorphic (as manifolds with boundary pattern).*

Our goal is to apply Matveev’s Recognition Theorem to the marked exterior of blocks, and in order to ensure the “Haken” condition is met, we intend to apply Proposition 7.4. However, that proposition leaves room for the exterior of a block to be a genus-0 handlebody, that is, a 3-ball. To control that case, we will use the “only if” direction in the following lemma:

Lemma 7.6 (Blocks with 3-ball exteriors). *Let Λ be a block with marked exterior (X_Λ, P_Λ) . Then X_Λ is a 3-ball if and only if Λ is a one-edge graph.*

Proof. (\Leftarrow) If Λ is a one-edge graph in \mathcal{S} , then the vertex set neighborhood N_V used in constructing X_Λ is a pair of 3-balls. The edge-set neighborhood N_E is then a single 3-ball connected to the previous two by a pair of discs on its boundary. Hence the union $N_V \cup N_E$ is a 3-ball, and so the exterior $X_\Lambda = \mathcal{S} \setminus \text{int}(N_V \cup N_E)$ is a 3-ball as well.

(\Rightarrow) Suppose X_Λ is a 3-ball and let us consider the oriented marked exterior $(X_\Lambda^\circ, P_\Lambda^\circ)$. Since X_Λ is recovered from X_Λ° merely by forgetting the orientation, X_Λ° is a 3-ball. Since P_Λ° is a 1-submanifold of the 2-sphere ∂X_Λ° , it is a collection of circles (non-empty, since Γ , being a block, has at least one edge). The disk bounded by an innermost such circle is then the region R_u corresponding to some leaf u . By Lemma 6.16, we obtain a vertex sum decomposition $\Lambda = \Lambda_0 \bullet_v \Lambda'$, where Λ' is the one-edge sub-graph comprised of u , its incident edge e , and the other vertex v incident to e . Since Λ is a block, it follows that $\Lambda_0 \cong \mathbf{1}$ and so $\Lambda = \Lambda'$. \square

Proposition 7.7 (Algorithmic detection of blocks). *There is an algorithm to detect whether any two blocks with decorations of the same type are isomorphic.*

Proof. For $k \in \{1, 2\}$, let Λ_k be decorated blocks whose isomorphism types we wish to compare. We first consult the underlying graphs $\langle \Lambda_k \rangle$ to check whether they are both one-edge graphs. Of course if exactly one among the Λ_k is a one-edge graph, then they are not isomorphic. In case both Λ_k are one-edge graphs, Lemma 6.13 reduces the problem to testing whether the abstract graphs $\langle \Lambda_k \rangle$ are isomorphic, which is a straightforward verification.

We now consider the case where none of the Λ_k is a one-edge graph. Construct marked exteriors (X_k, P_k) for the Λ_k , and note that they are Haken:

- The X_k are irreducible by the “if” direction in Proposition 6.9.
- The (X_k, P_k) are boundary-irreducible by Proposition 6.15.

- Since the X_k have non-empty boundary, Proposition 7.4 tells us they are either sufficiently large or handlebodies. In the handlebody case, we exclude the genus-0 case by the “only if” direction in Lemma 7.6. Since blocks have edges, the condition $P_k \neq \emptyset$ is certainly satisfied.

We are thus allowed to apply the algorithm in Matveev’s Recognition Theorem (Theorem 7.5) to test whether the (X_k, P_k) are homeomorphic. Propositions 6.6 and 6.7 tell us this is equivalent to the Λ_k being isomorphic. \square

We will need a slightly refined version of this proposition:

Lemma 7.8 (Algorithmic detection of multi-pointed blocks). *There is an algorithm that takes as input:*

- two blocks Λ_1, Λ_2 with decorations of the same type,
- a tuple (v_1^1, \dots, v_1^r) of distinct vertices of Λ_1 , and
- a same-sized tuple (v_2^1, \dots, v_2^r) of distinct vertices of Λ_2 ,

and decides whether there is an isomorphism $\Phi: \Lambda_1 \rightarrow \Lambda_2$ satisfying, for each $l \in \{1, \dots, r\}$, $\Phi(v_1^l) = v_2^l$.

Proof. Since having no vertex coloring is the same as having a vertex coloring where all vertices are 0-colored, we may assume from now on that vertex colorings f_1, f_2 are part of the decoration on Λ_1, Λ_2 , respectively.

Let $n \in \mathbb{N}$ be such that both f_1 and f_2 have range contained in $\{0, \dots, n-1\}$. For each $k \in \{1, 2\}$, let Λ_k^+ be the same block as Λ_k , except that its vertex coloring f_k^+ is now defined as

$$f_k^+(v) = \begin{cases} f_k(v) & \text{if } v \text{ is not one of the } v_k^l, \\ nl + f_k(v) & \text{if } v = v_k^l. \end{cases}$$

The coloring f_k^+ encodes, for each vertex v , the original coloring $f_k(v)$ as the mod- n residue. Moreover, the division with remainder of $f_k^+(v)$ by n returns l if v is one of the v_k^l , and otherwise it returns 0.

An isomorphism $\Lambda_1 \rightarrow \Lambda_2$ as in the statement of the lemma is therefore the same as an isomorphism $\Lambda_1^+ \rightarrow \Lambda_2^+$, whose existence can be algorithmically determined by Proposition 7.7. \square

With Lemma 7.8 at our disposal, we can bootstrap our algorithm for recognition of spatial graphs. We develop it first for pieces (Proposition 7.11), and then finally for spatial graphs in full generality (Theorem 7.14). Note that we make no further explicit usage of Matveev’s Recognition Theorem.

Lemma 7.9 (Algorithmic decomposition into a tree of blocks). *There is an algorithm that, given a non-separable spatial graph Γ other than a one-point graph, produces a tree of blocks \mathcal{T} such that $\Gamma = [\mathcal{T}]$.*

Before proving Lemma 7.9, we import the following result from Matveev's book [Mat07, Theorem 4.1.13].

Theorem 7.10 (Algorithmic detection of boundary-reducibility). *There exists an algorithm to decide whether or not a given irreducible 3-manifold with boundary pattern (M, P) is boundary-irreducible. In case it is boundary-reducible, the algorithm constructs a reducing disc.*

Proof of Lemma 7.9. The proof is essentially the same as the one given when showing that every non-separable spatial graph (other than $\mathbf{1}$) can be obtained as the realization of a tree of blocks (Proposition 4.24). This time however, when constructing the tree of blocks $\mathcal{T} = (T, I, J, L, (\Lambda_i)_{i \in I}, (v(l))_{l \in L})$, we must be careful that all steps can be carried out algorithmically.

We induct on the number of edges of Γ . The case $\Gamma = \mathbf{0}$ is trivial and the case where Γ is a one-point graph is excluded by assumption. Otherwise, we need to determine whether Γ is a block, and in case it is not, we need to find a cut sphere for Γ .

To that end, we construct a marked exterior (X_Γ, P_Γ) for Γ . Since Γ is non-separable, Proposition 6.9 tells us X_Γ is irreducible and so we can use the algorithm of Theorem 7.10 to determine whether (X_Γ, P_Γ) is boundary-reducible.

If (X_Γ, P_Γ) is boundary-irreducible, then it follows from Proposition 6.11 that Γ has no cut vertices, and hence Γ is a block. We thus take T to have a single vertex $i_0 \in I$, and $\Lambda_{i_0} := \Gamma$.

If on the other hand (X_Γ, P_Γ) is boundary-reducible, then the algorithm of Theorem 7.10 constructs a reducing disk, which Proposition 6.15 converts into a cut sphere S for Γ . The two vertex-summands in the induced decomposition $\Gamma = \Gamma_1 \bullet_v \Gamma_2$ are then the sub-graphs of Γ supported on each side of S . Each of them has strictly fewer edges than Γ , so by induction we can algorithmically produce trees of blocks $\mathcal{T}_1, \mathcal{T}_2$ for them, which are then assembled into \mathcal{T} as explained in the proof of Proposition 4.24 (with a quick overview given in Figure 4.10). \square

Proposition 7.11 (Algorithmic detection of pieces). *There is an algorithm to detect whether any two pieces with decorations of the same type are isomorphic.*

Proof. Let Γ_1, Γ_2 be the decorated pieces we wish to compare. If at least one of the Γ_k is a one-point graph, it is trivial to determine whether they are isomorphic. From now on we thus assume none of the Γ_k is a one-point graph.

For each $k \in \{1, 2\}$, use the algorithm from Lemma 7.9 to decompose Γ_k as the realization of a tree of blocks $\mathcal{T}_k = (T_k, I_k, J_k, L_k, (\Lambda_i)_{i \in I_k}, (v(l))_{l \in L_k})$. We then list the isomorphisms of abstract trees $f: T_1 \rightarrow T_2$ satisfying $f(I_1) = I_2$, which is a finite combinatorial problem. By Proposition 4.25, if no such isomorphism exists, then the Γ_k are non-isomorphic.

What is more, that proposition tells us that if the Γ_k are isomorphic, then for some such f , there is a family of isomorphisms $(\Phi_i: \Lambda_i \rightarrow \Lambda_{f(i)})_{i \in I_1}$, and this family of isomorphisms is compatible with the assignments $l \mapsto v(l)$. For each f in our list, we thus use the algorithm of Lemma 7.8 at every $i \in I_1$ to determine whether there is an isomorphism $\Phi_i: \Lambda_i \rightarrow \Lambda_{f(i)}$ mapping the vertex tuple $(v(l))_l$ to $(v(f(l)))_l$, where l ranges over the edges in L_1 incident to i .

If for some $f: T_1 \rightarrow T_2$ we find a collection of isomorphisms Φ_i as above, then they can be assembled into an isomorphism $\Phi: \Gamma_1 \rightarrow \Gamma_2$ (see Lemma 4.17). If this does not happen for any f , we conclude by Proposition 4.25 that the pieces Γ_1, Γ_2 are not isomorphic. \square

Extending our algorithm detection result from pieces to general spatial graphs is now comparatively easy. We begin by establishing an algorithmic decomposition as a disjoint union of pieces.

Lemma 7.12 (Algorithmic decomposition as the disjoint union of pieces). *There is an algorithm that, given a decorated spatial graph Γ , produces a finite collection of pieces $(\Lambda_i)_{i \in I}$ such that $\Gamma = \bigsqcup_{i \in I} \Lambda_i$.*

Proving this lemma requires importing an algorithm to test for reducibility of 3-manifolds [Mat07, pp. 161-162].

Theorem 7.13 (Algorithmic detection of reducibility). *There exists an algorithm to decide whether or not a given PL 3-manifold is irreducible. In case it is reducible, the algorithm constructs a reducing sphere.*

Proof of Lemma 7.12. As with the proof of Lemma 7.9, this amounts to refining our argument establishing the existence of a decomposition as a finite disjoint union, to show that the construction can be carried out algorithmically.

We begin by constructing a marked exterior (X_Γ, P_Γ) , and use the algorithm of Theorem 7.13 to test whether X_Γ is reducible. If X_Γ is irreducible, then by Proposition 6.9 we conclude Γ is non-separable. In this case, either $\Gamma = \mathbf{0}$, in which case we take $I = \emptyset$, or Γ is a piece, so it is a disjoint union of pieces indexed by a single element.

On the other hand, if X_Γ is reducible, then the algorithm of Theorem 7.13 produces a reducing sphere S for X_Γ . What is more, Corollary 6.10 ensures that S is a separating sphere for Γ . Hence, one can write $\Gamma = \Gamma_1 \sqcup \Gamma_2$, where the disjoint union summands are the non-empty graphs supported on each side of S . Since Γ_1, Γ_2 both have strictly fewer vertices than Γ , we may assume by induction that Γ_1, Γ_2 are algorithmically decomposable into pieces, and these decompositions assemble into one for Γ . \square

Finally, we obtain our main result in full generality:

Theorem 7.14 (Algorithmic detection of spatial graphs). *There is an algorithm to detect whether any two spatial graphs with decorations of the same type are isomorphic.*

Proof. Let Γ_1, Γ_2 be the decorated graphs we wish to compare. For each $k \in \{1, 2\}$, we use Lemma 7.12, to decompose Γ_k as a disjoint union of pieces $\bigsqcup_{i \in I_k} \Lambda_i$. By Proposition 3.12, if the indexing sets I_k have different cardinality, then the Γ_k are not isomorphic. Moreover, the same proposition guarantees that if the Γ_k are isomorphic, then there is a bijection $f: I_1 \rightarrow I_2$ such that for every $i \in I_1$, there is an isomorphism $\Phi: \Lambda_i \rightarrow \Lambda_{f(i)}$.

We thus run through all possible bijections $f: I_1 \rightarrow I_2$, and for each one we use the algorithm of Proposition 7.11 to test whether every Λ_i is isomorphic to $\Lambda_{f(i)}$. If no f has such a compatible family of isomorphisms, then the Γ_k are non-isomorphic. On the other hand, if for some f there is a suitable family $(\Phi_i: \Lambda_i \rightarrow \Lambda_{f(i)})_{i \in I_1}$, then an iterated application of Lemma 3.7 allows us to assemble the Φ_i into an isomorphism $\Phi: \Gamma_1 \rightarrow \Gamma_2$. \square

References

- [Ale24] J. W. Alexander. “On the subdivision of 3-space by a polyhedron”. In: *Proc. Natl. Acad. Sci. USA* 10 (1924). ISSN: 0027-8424; 1091-6490/e. DOI: [10.1073/pnas.10.1.6](https://doi.org/10.1073/pnas.10.1.6).
- [Bar15] S. Barthel. “There exist no minimally knotted planar spatial graphs on the torus”. In: *J. Knot Theory Ramifications* 24.7 (2015). Id/No 1550035. ISSN: 0218-2165. DOI: [10.1142/S0218216515500352](https://doi.org/10.1142/S0218216515500352).
- [FH20] S. Friedl and G. Herrmann. “Spatial Graphs”. In: *Encyclopedia of Knot Theory*. Ed. by C. Adams, E. Flapan, A. Henrich, L. H. Kauffman, L. D. Ludwig, and S. Nelson. Preprint available at the first author’s website: https://www.uni-regensburg.de/Fakultaeten/nat_Fak_I/friedl/papers/spatial-graph-january-19-2019.pdf. CRC Press, 2020. Chap. 49, pp. 461–466.
- [FH21] S. Friedl and G. Herrmann. “Graphical neighborhoods of spatial graphs”. In: *2019-20 MATRIX Annals*. Ed. by D. R. Wood, J. de Gier, C. E. Praeger, and T. Tao. Vol. 4. MATRIX Book Series. Preprint available at the first author’s website: https://www.uni-regensburg.de/Fakultaeten/nat_Fak_I/friedl/papers/graphicalneighbourhood-march-22-submitted.pdf. Springer, Cham, 2021, pp. 627–646. DOI: [10.1007/978-3-030-62497-2_38](https://doi.org/10.1007/978-3-030-62497-2_38).

- [Jun05] D. Jungnickel. *Graphs, networks and algorithms*. Second edition. Vol. 5. Algorithms and Computation in Mathematics. Translated from the 3rd German edition by Tilla Schade in collaboration with the author. Springer-Verlag, Berlin, 2005. ISBN: 3-540-21905-6. DOI: [10.1007/978-3-642-32278-5](https://doi.org/10.1007/978-3-642-32278-5).
- [Kau89] L. H. Kauffman. “Invariants of graphs in three-space”. In: *Trans. Am. Math. Soc.* 311.2 (1989), pp. 697–710. ISSN: 0002-9947; 1088-6850/e. DOI: [10.1090/S0002-9947-1989-0946218-0](https://doi.org/10.1090/S0002-9947-1989-0946218-0).
- [KM06] L. K. Kauffman and V. O. Manturov. “Virtual knots and links”. In: *Tr. Mat. Inst. Steklova* 252. Geom. Topol., Diskret. Geom. i Teor. Mnoz. (2006), pp. 114–133. DOI: [10.1134/s0081543806010111](https://doi.org/10.1134/s0081543806010111).
- [Lic99] W. B. R. Lickorish. “Simplicial moves on complexes and manifolds”. In: *Proceedings of the Kirbyfest (Berkeley, CA, 1998)*. Vol. 2. Geom. Topol. Monogr. Geom. Topol. Publ., Coventry, 1999, pp. 299–320. DOI: [10.2140/gtm.1999.2.299](https://doi.org/10.2140/gtm.1999.2.299).
- [Mat07] S. Matveev. *Algorithmic topology and classification of 3-manifolds*. Second edition. Vol. 9. Algorithms and Computation in Mathematics. Springer, Berlin, 2007. ISBN: 978-3-540-45898-2. DOI: [10.1007/978-3-540-45899-9](https://doi.org/10.1007/978-3-540-45899-9).
- [RS72] C. P. Rourke and B. J. Sanderson. *Introduction to piecewise-linear topology*. Ergebnisse der Mathematik und ihrer Grenzgebiete, Band 69. Springer-Verlag, New York-Heidelberg, 1972. DOI: [10.1007/978-3-642-81735-9](https://doi.org/10.1007/978-3-642-81735-9).
- [Suz70] S. Suzuki. “On linear graphs in 3-sphere”. In: *Osaka Math. J.* 7 (1970), pp. 375–396. ISSN: 0388-0699. URL: <http://projecteuclid.org/euclid.ojm/1200692930>.
- [Yam89] S. Yamada. “An invariant of spatial graphs”. In: *J. Graph Theory* 13.5 (1989), pp. 537–551. ISSN: 0364-9024; 1097-0118/e. DOI: [10.1002/jgt.3190130503](https://doi.org/10.1002/jgt.3190130503).

S. Friedl, UNIVERSITÄT REGENSBURG, FAKULTÄT FÜR MATHEMATIK,
93053 REGENSBURG, DEUTSCHLAND,

E-mail address: stefan.friedl@ur.de

L. Munser, UNIVERSITÄT REGENSBURG, FAKULTÄT FÜR MATHEMATIK,
93053 REGENSBURG, DEUTSCHLAND,

E-mail address: lars.munser@ur.de

J.P. Quintanilha, UNIVERSITÄT REGENSBURG, FAKULTÄT FÜR MATHEMATIK,
93053 REGENSBURG, DEUTSCHLAND,

E-mail address: jose-pedro.quintanilha@ur.de

Y. Santos Rego, OTTO-VON-GUERICKE-UNIVERSITÄT MAGDEBURG, FAKULTÄT
FÜR MATHEMATIK – INSTITUT FÜR ALGEBRA UND GEOMETRIE, POST-
FACH 4120, 39016 MAGDEBURG, DEUTSCHLAND,
E-mail address: `yuri.santos@ovgu.de`