

Cosmology with Planck T-E correlation coefficient

A. La Posta, T. Louis, X. Garrido, M. Tristram, and S. Henrot-Versillé
Université Paris-Saclay, CNRS, IJCLab, 91405, Orsay, France

(Dated: May 14, 2021)

Tensions in cosmological parameters measurement motivate a revisit of the effects of instrumental systematics. In this article, we focus on the Pearson's correlation coefficient of the cosmic microwave background temperature and polarization E modes $\mathcal{R}_\ell^{\text{TE}}$ which has the property of not being biased by multiplicative instrumental systematics. We build a $\mathcal{R}_\ell^{\text{TE}}$ -based likelihood for the Planck data, and present the first constraints on Λ CDM parameters from the correlation coefficient. Our results are compatible with parameters derived from a power spectra based likelihood. In particular the value of the Hubble parameter H_0 characterizing the expansion of the Universe today, 67.5 ± 1.3 km/s/Mpc, is consistent with the ones inferred from standard CMB analysis. We also discuss the consistency of the Planck correlation coefficient with the one computed from the most recent ACTPol power spectra.

I. INTRODUCTION

Increasingly precise constraints on Λ CDM parameters from different probes have revealed tensions between measurements from early and late time Universe, including the well-known H_0 tension. The value of H_0 inferred from Cosmic Microwave Background (CMB) temperature, polarization and lensing anisotropies by the Planck Collaboration is 67.36 ± 0.54 km/s/Mpc [1]. High resolution CMB observations from ground based experiments such as ACTPol and SPT3G have also independently measured H_0 and found 67.9 ± 1.5 km/s/Mpc [2] and 68.8 ± 1.5 km/s/Mpc [3] respectively. All of these measurements are inconsistent with the latest measurement from the Cepheids-calibrated cosmic distance ladder $H_0 = 73.2 \pm 1.3$ km/s/Mpc [4].

This discrepancy could indicate the need for new physics beyond Λ CDM. Many models have already been proposed to solve the Hubble tension. Modifications to early time physics, such as new physics that change the physical size of the sound horizon at recombination, are investigated and the different ways of solving the current tension have been reviewed in [5, 6]. Upcoming cosmic variance limited measurements of CMB polarization for a wide multipole range from Simons Observatory [7] and CMB-S4 [8] will put severe constraints on these models.

Another hypothesis which could explain these tensions is the presence of remaining systematic effects not accounted for in the data analysis. The presence of bias in the cosmic distance ladder data analysis is actively studied, in particular biases coming from supernovae light curves standardization [9, 10]. An alternative calibration of cosmic distances, using the Tip of the Red Giant Branch (TRGB) is also explored, giving another measurement of the Hubble parameter [11, 12].

In this paper we focus on possible instrumental systematic effects that can affect the measurement of CMB anisotropies. A way of testing this possibility is to use observables that are less sensitive to the exact

instrument model. One of these observables is the Pearson's correlation coefficient of T and E modes $\mathcal{R}_\ell^{\text{TE}} = C_\ell^{\text{TE}} / \sqrt{C_\ell^{\text{TT}} C_\ell^{\text{EE}}}$. It was mentioned in [13], in which the authors give geometrical interpretations of the correlation coefficient as a cosine or as a decorrelation angle. Correlation coefficients have also been used to look at the correlations between galaxy surveys and CMB-derived lensing power spectrum in an unbiased way [14]. $\mathcal{R}_\ell^{\text{TE}}$ statistical properties have been discussed in details in [15]. This observable has been shown to be robust against multiplicative instrumental systematics, such as beam error, calibration, polarization efficiency uncertainties or unmodelled transfer functions.

This work presents the first estimation of the cosmological parameters from $\mathcal{R}_\ell^{\text{TE}}$. The nearly Gaussian nature of the correlation coefficient, at scales where we can ensure a high EE signal-to-noise ratio, makes possible the use of a Gaussian likelihood function to constrain cosmological parameters and to compare with constraints from the combination of C_ℓ^{TT} , C_ℓ^{TE} and C_ℓ^{EE} power spectra.

The paper is organized as follows. In section II we illustrate the effect of different systematic effects on cosmological parameters constrained from the CMB power spectra. In section III we discuss the construction of a $\mathcal{R}_\ell^{\text{TE}}$ -based likelihood. In section IV we show the results of a $\mathcal{R}_\ell^{\text{TE}}$ -based analysis for the Planck PR4 dataset. We conclude in section V.

II. EFFECT OF SYSTEMATICS IN POWER SPECTRA BASED LIKELIHOOD

In this section, we introduce the dataset and likelihood used in the rest of the paper, we then study the impact of systematics on cosmological parameter estimation using a set of biased simulations.

A. Dataset and C_ℓ -based likelihood

We use the latest Planck data release (PR4). The maps were produced using the NPIPE processing pipeline that jointly analyzes data from Planck High Frequency Instrument (HFI) and Planck Low Frequency Instrument (LFI) [16].

Cosmological parameters are estimated using the Planck HiLLiPoP (High-L Likelihood Polarized for Planck) likelihood. The code is publicly available on github¹. This is a multifrequency likelihood for the Planck cosmology channels : 100, 143 and 217 GHz. The dataset consists of two split map for each frequency. From these maps, we obtain 15 cross power spectra from which we compute the six cross-frequency spectra used in the likelihood. The foreground model includes galactic dust, CIB, tSZ & kSZ contributions, tSZ-CIB correlation and Poisson-like distributed point source foregrounds. A more detailed description is given in [17]. The likelihood assumes that the TT , TE and EE CMB power spectra follow a Gaussian distribution, which is a good assumption at high multipoles ($\ell > 30$). The likelihood has been tested extensively against the Plik likelihood [13].

In section II B, we study the impact of systematics on simulated Planck data. Cosmological constraints from the Planck PR4 dataset are presented in section IV.

B. Bias on the cosmological parameters

The correlation coefficient is designed to be insensitive to any multiplicative bias. To illustrate the effect of this kind of bias on cosmological parameters estimated from the combination of the TT , TE and EE power spectra, we generate a set of biased simulations and fit for the cosmological parameters. The simulations are generated at the power spectra level from the best fit HiLLiPoP cosmology and foreground model, we then use the Planck PR4 covariance matrix to add scatter to the spectra. Fiducial cosmology has been set to $100\theta_{MC} = 1.04065$, $\Omega_b h^2 = 0.02231$, $\Omega_c h^2 = 0.1193$, $\ln(10^{10} A_s) = 3.045$, $n_s = 0.9619$ and $\tau = 0.0566$.

We include systematics into our simulated dataset such that the observed temperature $\tilde{a}_{\ell m}^T$ and polarization E-modes $\tilde{a}_{\ell m}^E$ are given by $\tilde{a}_{\ell m}^T = \epsilon_\ell^T a_{\ell m}^T$ and $\tilde{a}_{\ell m}^E = \epsilon_\ell^E a_{\ell m}^E$.

The measured power spectra are

$$\begin{aligned}\tilde{C}_\ell^{TT} &= (\epsilon_\ell^T)^2 C_\ell^{TT} \\ \tilde{C}_\ell^{TE} &= \epsilon_\ell^T \epsilon_\ell^E C_\ell^{TE} \\ \tilde{C}_\ell^{EE} &= (\epsilon_\ell^E)^2 C_\ell^{EE}\end{aligned}\quad (1)$$

Systematic effects can be constant over multipoles (e.g. polarization efficiency) or scale-dependant (e.g. transfer functions).

We obtain the posterior distributions of cosmological parameters using the Markov Chain Monte Carlo (MCMC) algorithm implemented in `cobaya` [18] with the C_ℓ -based HiLLiPoP likelihood. Figure 1 displays the distributions of the six standard Λ CDM parameters for a set of different transfer functions. We consider three different kinds of systematics :

- $\epsilon_\ell^E = \text{cte}$, $\epsilon_\ell^T = 1$ (Fig. 1a)
- $\epsilon_\ell^E = \epsilon^E(\ell)$, $\epsilon_\ell^T = 1$ (Fig. 1b)
- $\epsilon_\ell^E = 1$, $\epsilon_\ell^T = \epsilon^T(\ell)$ (Fig. 1c)

For illustration purpose we choose a transfer function such as

$$\epsilon(\ell) = \begin{cases} \epsilon_{\min} & \text{if } \ell < \ell_{\min} \\ \epsilon_{\min} + \Delta\epsilon \cdot \sin^2\left(\frac{\pi}{2} \frac{\ell - \ell_{\min}}{\Delta\ell}\right) & \text{if } \ell_{\min} \leq \ell \leq \ell_{\max} \\ \epsilon_{\max} & \text{if } \ell > \ell_{\max} \end{cases}\quad (2)$$

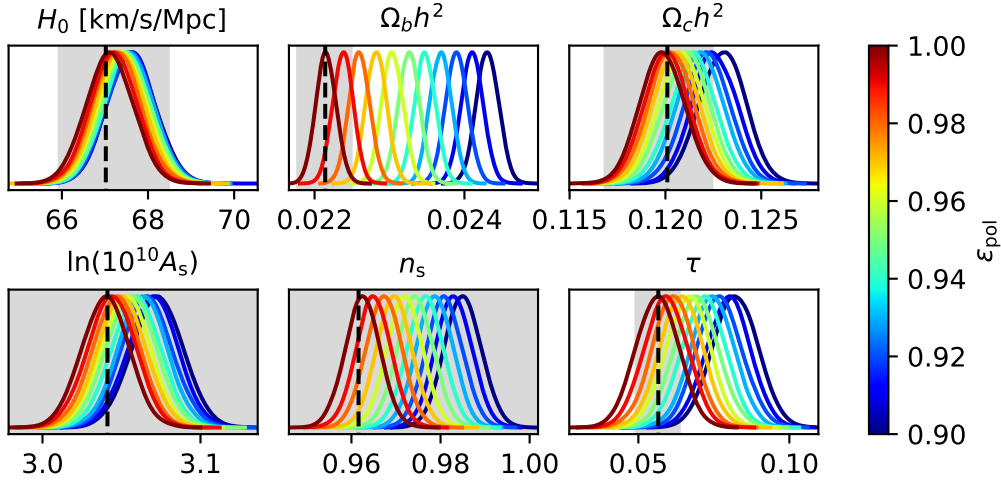
where $\Delta\epsilon = \epsilon_{\max} - \epsilon_{\min}$ and $\Delta\ell = \ell_{\max} - \ell_{\min}$ with $\ell_{\min} = 100$. The transfer function will smoothly increase from $\epsilon_{\min} = 0.95$ to $\epsilon_{\max} = 1$ between ℓ_{\min} and ℓ_{\max} .

Adding an inconsistency between temperature and polarization leads to significant shifts for all the cosmological parameters for the three different models used in this analysis. The effect is clearly noticeable for baryon density and particularly for the polarization efficiency case (1a). Using the biased simulations, we obtain constraints on $\Omega_b h^2$ that are more than 3σ discrepant with the unbiased C_ℓ s-derived constraint for $\epsilon_P \leq 0.97$. H_0 is particularly affected by a temperature transfer function : the H_0 constraint is shifted towards lower values (1c). The \mathcal{R}_ℓ^{TE} correlation coefficient could therefore be an interesting consistency test, it could help avoiding large bias in our cosmological parameter measurements arising from multiplicative systematic effects.

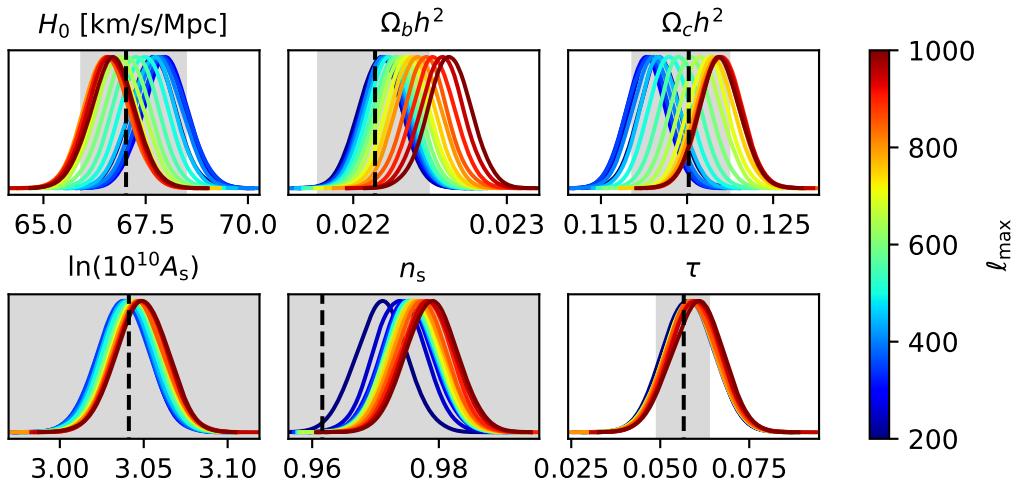
III. A LIKELIHOOD FOR THE PEARSON'S CORRELATION COEFFICIENT OF T AND E MODES

In this section we recall some of the statistical properties of \mathcal{R}_ℓ^{TE} and we propose and validate a multifrequency likelihood for estimating cosmological parameters based on the correlation coefficients.

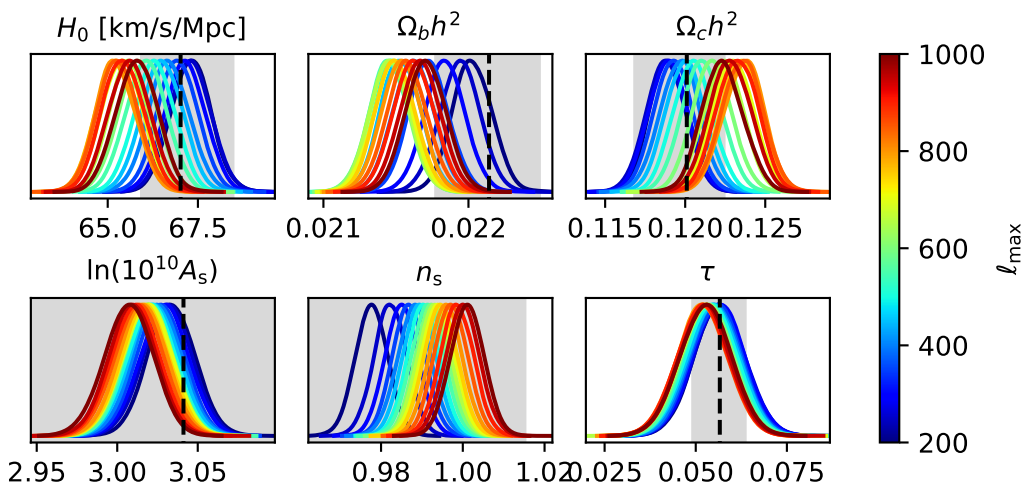
¹ <https://github.com/planck-npipe>



(a) Polarization efficiency



(b) Polarization transfer function



(c) Temperature transfer function

FIG. 1: 1D posterior distributions of the six Λ CDM parameters using a simulated dataset (TT , TE , EE) biased with a constant polarization efficiency (1a), with a polarization transfer function (1b) and with a temperature transfer function (1c). The transfer function model is described in Eq. (2). We vary the ℓ_{\max} parameter from 200 to 1000. The dashed black lines correspond to the fiducial model. Gray bands correspond to $\pm 1\sigma$ $\mathcal{R}_\ell^{\text{TE}}$ constraints.

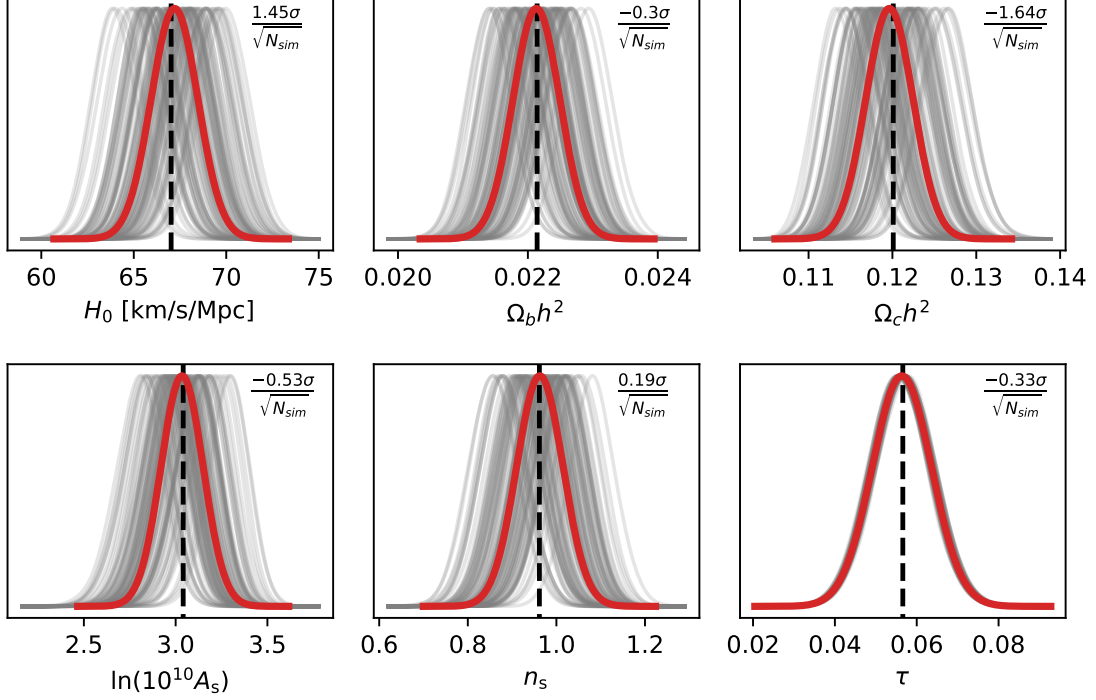


FIG. 2: Λ CDM parameters constraints for a set of $N_{\text{sim}} = 100$ simulations (gray). The average posterior distribution is shown in red. The distance from the average to the input value (in sigma units) is displayed in the top right corner of each panel. Mean posterior distributions are consistent with input values of the simulations

A. Statistic of the multifrequency correlation coefficient

An estimator for the correlation coefficient can be obtained using the estimated TT , EE and TE power spectra : $\hat{\mathcal{R}}_b^{TE} = \hat{C}_b^{TE} / \sqrt{\hat{C}_b^{TT} \hat{C}_b^{EE}}$. By definition, the measured $\tilde{\mathcal{R}}_\ell^{TE}$ correlation coefficient is unaffected by any of the systematic effects we discuss in section III. (i.e $\tilde{\mathcal{R}}_\ell^{TE} = \mathcal{R}_\ell^{TE}$).

This estimator is affected by a subdominant bias that can be corrected at first order as : $\hat{\mathcal{R}}_b^{\text{TE},c} = \hat{\mathcal{R}}_b^{\text{TE}}(1 - \alpha_b)$. An analytical expression for α_b is given in appendix A. The expression for the covariance matrix of the $\mathcal{R}_b^{\text{TE}}$ estimator was also derived in [15], the generalization of the expression to a multifrequency case is given by

$$\begin{aligned} \mathbf{\Gamma}(\mathcal{R}_b^{\text{TE}}, \mathcal{R}_{b'}^{\text{TE}}) &= \mathbf{\Gamma}(C_b^{\text{TE}}, C_{b'}^{\text{TE}}) \\ &+ \frac{1}{4} [\mathbf{\Gamma}(C_b^{\text{TT}}, C_{b'}^{\text{TT}}) + \mathbf{\Gamma}(C_b^{\text{EE}}, C_{b'}^{\text{EE}})] \\ &- \frac{1}{2} [\mathbf{\Gamma}(C_b^{\text{TE}}, C_{b'}^{\text{TT}}) + \mathbf{\Gamma}(C_b^{\text{TT}}, C_{b'}^{\text{TE}}) \\ &+ \mathbf{\Gamma}(C_b^{\text{TE}}, C_{b'}^{\text{EE}}) + \mathbf{\Gamma}(C_b^{\text{EE}}, C_{b'}^{\text{TE}})] \\ &+ \frac{1}{4} [\mathbf{\Gamma}(C_b^{\text{TT}}, C_{b'}^{\text{EE}}) + \mathbf{\Gamma}(C_b^{\text{EE}}, C_{b'}^{\text{TT}})] \quad (3) \end{aligned}$$

where $\mathbf{\Gamma}(X, Y) = \text{cov}(X^{\nu_1 \times \nu_2}, Y^{\nu_3 \times \nu_4}) / (X^{\nu_1 \times \nu_2} \cdot Y^{\nu_3 \times \nu_4})$.

Derivation of Eq. (3) is developed in appendix A.

B. $\mathcal{R}_\ell^{\text{TE}}$ -based likelihood construction

We adapt the HiLLiPoP C_ℓ -based likelihood introduced in section II in order to fit cosmological parameters from the correlations coefficient. We use the multi-frequency covariance matrix given in Eq. (3) and assume that the correlation coefficients follow a multivariate Gaussian distribution.

The likelihood is defined as follows :

$$\ln \mathcal{L} \simeq -\frac{1}{2} (\Delta \mathcal{R}^{\text{vec}})^T \mathbf{\Xi}^{-1} (\Delta \mathcal{R}^{\text{vec}}) \quad (4)$$

where $\mathbf{\Xi}$ is the $\mathcal{R}_\ell^{\text{TE}}$ multi-frequency covariance matrix and $\Delta \mathcal{R}^{\text{vec}} = \mathcal{R}^{\text{vec}, \text{data}} - \mathcal{R}^{\text{vec}, \text{th}}$ is the residual correlation coefficient vector including the 6 cross-frequency spectra. The $\mathcal{R}_\ell^{\text{TE}}$ covariance matrix is computed from the Planck PR4 power spectra covariance matrices using Eq. (3).

The data vector is computed from the $C_\ell s$ data vector using the unbiased estimator $\hat{\mathcal{R}}_b^{\text{TE},c}$. The model for the correlation coefficient is constructed using theoretical and foregrounds TT , EE , and TE power spectra. For a cross

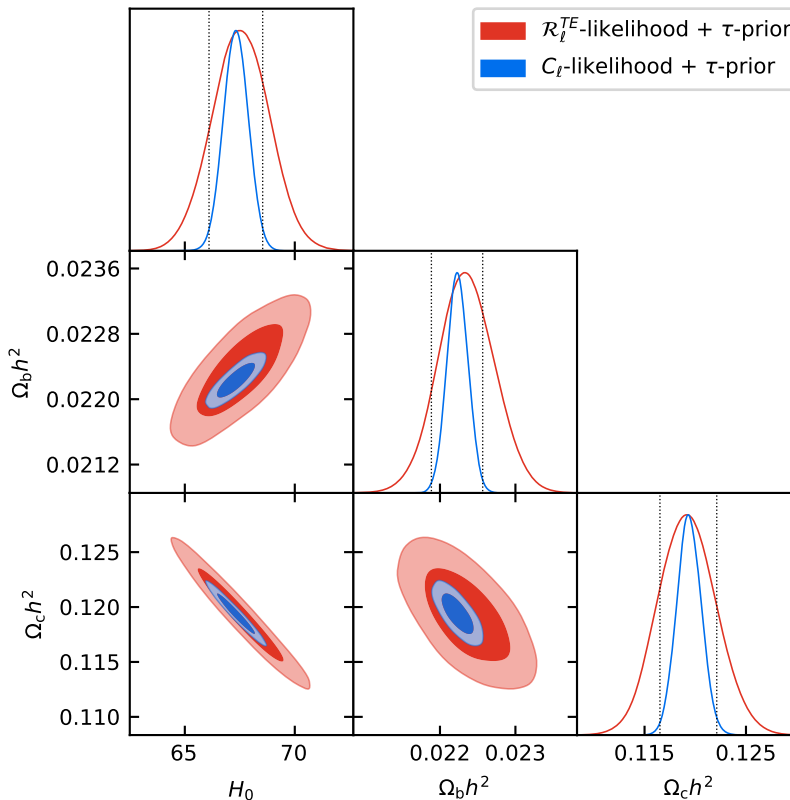


FIG. 3: 2D posterior distributions for H_0 , $\Omega_b h^2$ and $\Omega_c h^2$ constrained using C_ℓ -based likelihood (blue) or the \mathcal{R}_ℓ^{TE} -based likelihood (red). The expected 1σ scatter between parameters estimated from the two different likelihoods is displayed with gray dotted lines.

frequency $\nu_1 \times \nu_2$, we model the XY power spectra as

$$C_\ell^{XY, \text{th}, \nu_1 \times \nu_2} = A_{\text{Pl}} A^{XY, \nu_1 \times \nu_2} [C_\ell^{XY, \text{CMB}}(\theta) + C_\ell^{XY, \text{fg}, \nu_1 \times \nu_2}(\theta_{\text{fg}})] \quad (5)$$

where $(X, Y) \in \{T, E\}^2$, $A^{XY, \nu_1 \times \nu_2}$ depends on the map calibration parameters and A_{Pl} is a global calibration parameter. θ_{fg} is the set of parameters describing the foregrounds power spectra amplitudes and θ are the Λ CDM parameters. We give more details about Eq. (5) in appendix B.

While the approximation of Gaussianity is excellent for CMB power spectra at multipoles $\ell \geq 30$, it is not straightforward that it holds for a non linear combination of power spectra. However, the Gaussianity of the correlation coefficient has been shown to be a good assumption in the high EE signal-to-noise regime [15]. We check the robustness of this approximation running MCMC chains for the set of simulations described in section II. Figure 2 displays the distributions and the mean posterior for each Λ CDM parameters for $N_{\text{sim}} = 100$ simulations. Recovered posterior distributions are statistically consistent with expectations. The use of a τ -prior explains the

small dispersion of the posterior distributions for this parameter.

IV. APPLICATION TO PLANCK DATA

In this section, we estimate cosmological parameters using the \mathcal{R}_ℓ^{TE} -likelihood on Planck PR4 data. We also compute a CMB-only correlation coefficient, by marginalizing over the foreground parameters.

A. Cosmological results

We use `cobaya` to sample the likelihoods and derive the posterior of the cosmological and foregrounds parameters. We run MCMC chains on Planck PR4 data using the C_ℓ -likelihood and the \mathcal{R}_ℓ^{TE} -likelihood. We use wide flat priors for cosmological parameters, and a Gaussian prior on the optical depth of reionization $\tau = 0.054 \pm 0.007$ [1]. The derivation of the statistical properties of the correlation coefficient (cf. appendix A) relies on a second order development, which is valid only on scales with a high EE signal-to-noise ratio. We apply

Frequencies (GHz)	C_ℓ^{TT}		C_ℓ^{EE}		C_ℓ^{TE}		$\mathcal{R}_\ell^{\text{TE}}$	
	ℓ_{\min}	ℓ_{\max}	ℓ_{\min}	ℓ_{\max}	ℓ_{\min}	ℓ_{\max}	ℓ_{\min}	ℓ_{\max}
100×100	30	1200	30	1000	30	1200	50	1000
100×143	30	1500	30	1250	30	1500	50	1250
100×217	100	1500	400	1250	300	1500	400	1250
143×143	30	2000	30	1750	30	1750	50	1500
143×217	100	2500	400	1750	300	1750	400	1500
217×217	100	2500	400	2000	300	2000	400	1500

TABLE I: Multipole ranges used for each power spectrum and for the $\mathcal{R}_\ell^{\text{TE}}$ correlation coefficient.

Parameter	$C_\ell^{\text{TT}}, C_\ell^{\text{TE}}, C_\ell^{\text{EE}}$	$\mathcal{R}_\ell^{\text{TE}}$
H_0 [km/s/Mpc]	67.3 ± 0.5	67.5 ± 1.3
$\Omega_b h^2$	0.02233 ± 0.00014	0.02235 ± 0.00037
$\Omega_c h^2$	0.1194 ± 0.0012	0.1192 ± 0.0028
$\ln(10^{10} A_s)$	3.040 ± 0.015	3.098 ± 0.152

TABLE II: Cosmological parameter constraints (mean values and 1σ errors) derived from the C_ℓ -likelihood and the $\mathcal{R}_\ell^{\text{TE}}$ -likelihood.

cuts in multipole to avoid the foreground-dominated scales (low- ℓ) and noise dominated scales (high- ℓ). The multipole ranges used in the two likelihoods for the different cross-frequency spectra are displayed in table I.

The posterior distributions for H_0 , and the density parameters $\Omega_b h^2$ and $\Omega_c h^2$ are shown in Fig. 3. We display the expected 1σ fluctuations between C_ℓ -derived parameters and $\mathcal{R}_\ell^{\text{TE}}$ -derived ones in gray. This was derived from the set of simulations introduced in section II. Cosmological parameters estimated from the correlation coefficient $\mathcal{R}_\ell^{\text{TE}}$ are consistent with the one estimated from power spectra. We do not detect the effect of any multiplicative systematic in the data.

Table II presents mean values and 1σ errors for the cosmological parameters discussed in this paper. As expected, using $\mathcal{R}_\ell^{\text{TE}}$ worsens the constraints on cosmological parameters with respect to the C_ℓ -based likelihood. The $\mathcal{R}_\ell^{\text{TE}}$ -derived errors on H_0 and $\Omega_b h^2$ are 2.6 times wider than the C_ℓ -derived ones and the error on $\Omega_c h^2$ is 2.3 times larger. The correlation coefficient is poorly sensitive to the parameters describing the shape of the initial matter power spectrum, A_s and n_s . Interestingly, while the amplitude parameter A_s appears to cancel in the ratio of power spectra, it can be measured through the effect of lensing on the power spectra [19]. The posterior distribution of $\log(10^{10} A_s)$ is displayed in Fig. 4. The $\mathcal{R}_\ell^{\text{TE}}$ -derived error on $\ln(10^{10} A_s)$ is 10 times larger than the C_ℓ -derived one.

We note that our value of the Hubble parameter $H_0 =$

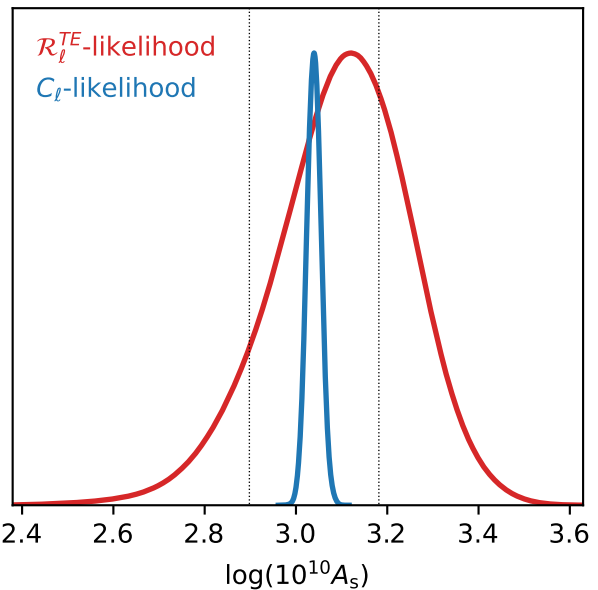


FIG. 4: 1D posterior distribution for $\log(10^{10} A_s)$ using the C_ℓ -based likelihood (blue) or the $\mathcal{R}_\ell^{\text{TE}}$ -based likelihood (red). The correlation coefficient constraint is sensitive to A_s only through the effect of lensing on the power spectra.

67.5 ± 1.3 km/s/Mpc, derived from the correlation coefficient is consistent with other CMB based measurements of H_0 . The Hubble parameter we obtain using $\mathcal{R}_\ell^{\text{TE}}$ is still 3.1σ discrepant with the latest measurement from Cepheids-calibrated cosmic distance ladder [4].

B. CMB-only $\mathcal{R}_\ell^{\text{TE}}$

We produce CMB-only power spectra, marginalizing over foreground parameters. We follow the method used in [20]. The multi-frequency vector is modelled as

$$C_b^{\text{model}} = \mathbf{A} \cdot C_b^{\text{CMB}} + C_b^{\text{fg}}(\theta_{\text{fg}}) \quad (6)$$

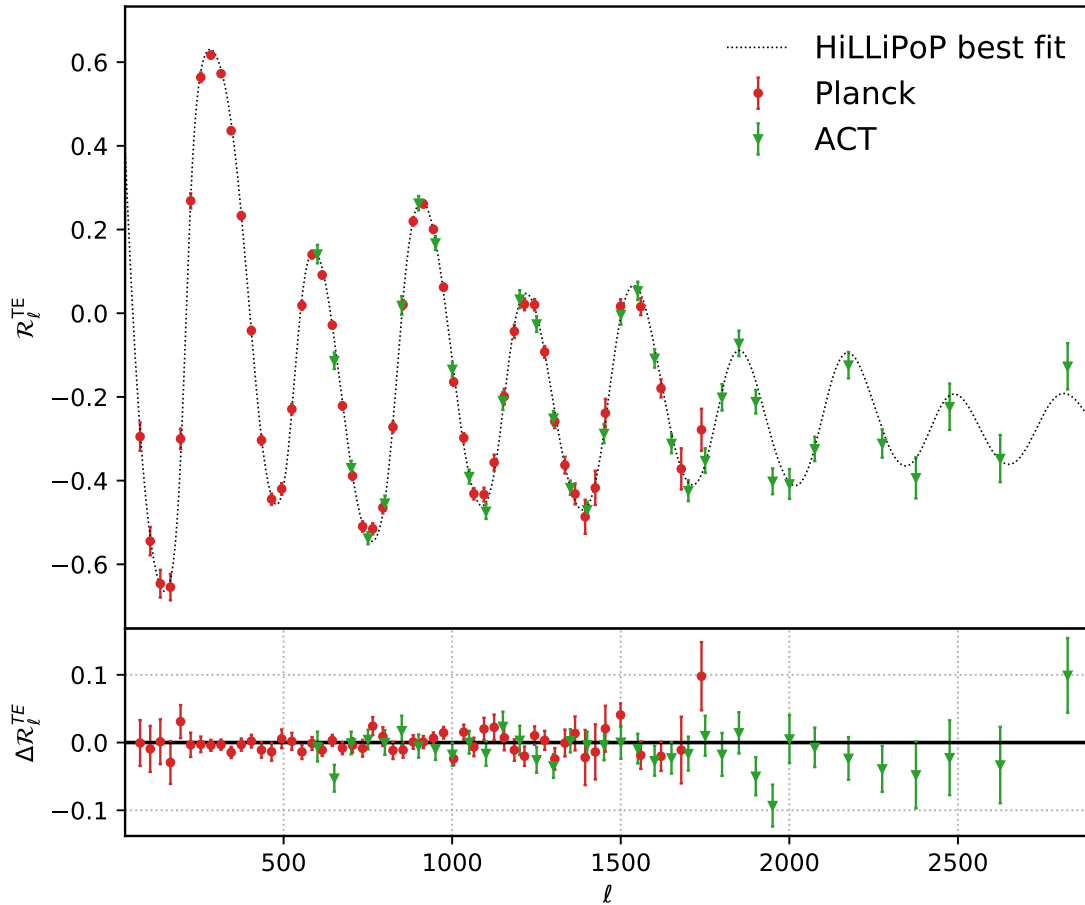


FIG. 5: (Top) : CMB-only $\mathcal{R}_\ell^{\text{TE}}$ correlation coefficient for Planck PR4 data (red) and ACT data (green) after foreground marginalization. The best-fit correlation coefficient (gray dashed line) is computed with CAMB from the HiLLiPoP C_ℓ -likelihood best fit cosmology — (Bottom) : Residual plot with respect to the binned correlation coefficient best-fit.

with \mathbf{A} a matrix that projects the CMB bandpowers to their corresponding elements in each cross-frequency spectrum, and $C_b^{\text{fg}}(\theta_{\text{fg}})$ the foregrounds power spectra corresponding to a set of foreground parameters θ_{fg} .

Instead of sampling simultaneously CMB bandpowers and nuisance parameters, we split the joint probability distribution $p(C_b^{\text{CMB}}, \theta_{\text{fg}} | \text{data})$ into two conditional probability densities $p(C_b^{\text{CMB}} | \theta_{\text{fg}}, \text{data})$ and $p(\theta_{\text{fg}} | C_b^{\text{CMB}}, \text{data})$. The main advantage here is that the CMB bandpowers sampling is simple because C_b^{CMB} follows a multivariate normal distribution with mean \hat{C}_b and covariance \mathbf{Q} given by

$$\hat{C}_b = [\mathbf{A}^T \boldsymbol{\Sigma}^{-1} \mathbf{A}]^{-1} [\mathbf{A}^T \boldsymbol{\Sigma}^{-1} (C_b^{\text{data}} - C_b^{\text{fg}}(\theta_{\text{fg}}))] \quad (7)$$

$$\mathbf{Q}^{-1} = \mathbf{A}^T \boldsymbol{\Sigma}^{-1} \mathbf{A} \quad (8)$$

with $\boldsymbol{\Sigma}$ the C_ℓ s multifrequency covariance matrix. We alternate CMB bandpowers sampling (using the known probability distribution described in Eqs. [7,8]) and Metropolis-Hastings sampling for the nuisance parameters using a Gaussian likelihood. We then compute the correlation coefficient and its covariance matrix using the CMB-only power spectra and the \mathbf{Q} covariance matrix.

In Fig. 5, we compare the CMB-only $\mathcal{R}_\ell^{\text{TE}}$ with the best-fit model obtained using the C_ℓ -based likelihood. The correlation coefficient is compatible with the model with $\chi^2/\text{dof} = 52.2/52$ (PTE = 0.47).

Higher resolution experiments such as Atacama Cosmology Telescope (ACT) bring more information about the correlation coefficient at small scales. We display

on Fig 5 the ACT CMB-only $\mathcal{R}_\ell^{\text{TE}}$, computed from the power spectra provided by the ACT collaboration [21] and publicly available.² Before computing the correlation coefficient, we remove points for which the EE SNR is lower than 3. We find that the ACT correlation coefficient is in good agreement with the Planck PR4 best-fit, with $\chi^2/\text{dof} = 39.0/36$ (PTE = 0.33).

V. CONCLUSION

Given the current context of tensions between early and late Universe measurements, it is important to assess the robustness of the cosmological parameter constraints. In this work, we have studied the impact of remaining multiplicative systematic effects that would have been neglected in the data treatment, resulting in a bias at the power spectra level. We have shown that this kind of bias can significantly shift the cosmological parameter constraints determined from the combination of C_ℓ^{TT} , C_ℓ^{TE} and C_ℓ^{EE} .

To prevent the cosmological parameter measurements from being biased, we have proposed to use a likelihood based on the Pearson's correlation coefficient $\mathcal{R}_\ell^{\text{TE}}$, an observable that is insensitive to multiplicative biases. We have obtained the first constraints on cosmology only from the correlation between T and E modes. We have shown that it gives cosmological parameters that are consistent with other CMB-based measurements. Using $\mathcal{R}_\ell^{\text{TE}}$ increases the error on the cosmological parameters with respect to the errors derived from the combination

of TT , TE , and EE power spectra. However, we have measured the Hubble parameter $H_0 = 67.5 \pm 1.3$ km/s/Mpc with an associated error which is similar to the error obtained by ground-based CMB experiments such as ACTPol [2]. The correlation coefficient provides a good consistency check on Planck data. We have not observed the effect of any multiplicative bias in Planck PR4 data and we have obtained a value for the Hubble parameter which is still discrepant with late Universe measurements.

Next generation of ground based CMB experiments such as Simons Observatory [7] or CMB-S4 [8] will produce data with a high EE signal-to-noise ratio for a wide range of multipoles. This will allow the computation of $\mathcal{R}_\ell^{\text{TE}}$ up to smaller scales, increasing its constraining power and relevance. Ground-based experiments are also typically more affected by transfer functions due to atmospheric and ground pick up filtering. We expect that observables such as $\mathcal{R}_\ell^{\text{TE}}$ will provide a strong consistency check on these data.

Acknowledgements

We thank Gilles Weymann for useful comments and discussion. The theoretical power spectra used in this paper were computed using CAMB Boltzmann solver [22, 23]. We gratefully acknowledge the IN2P3 Computer Center (<http://cc.in2p3.fr>) for providing the computing resources and services needed to this work.

Appendix A: Statistical properties of $\mathcal{R}_\ell^{\text{TE}}$ estimator

In the high signal-to-noise regime, the correlation coefficient estimator can be developed as :

$$\begin{aligned} \hat{\mathcal{R}}_b^{\text{TE}} &= \mathcal{R}_b^{\text{TE}} \frac{1 + \frac{\Delta C_b^{\text{TE}}}{C_b^{\text{TE}}}}{\sqrt{\left(1 + \frac{\Delta C_b^{\text{TT}}}{C_b^{\text{TT}}}\right) \left(1 + \frac{\Delta C_b^{\text{EE}}}{C_b^{\text{EE}}}\right)}} \\ &= \mathcal{R}_b^{\text{TE}} \left(1 + \frac{\Delta C_b^{\text{TE}}}{C_b^{\text{TE}}}\right) \cdot \left(1 - \frac{1}{2} \frac{\Delta C_b^{\text{TT}}}{C_b^{\text{TT}}} + \frac{3}{8} \left(\frac{\Delta C_b^{\text{TT}}}{C_b^{\text{TT}}}\right)^2\right) \cdot \left(1 - \frac{1}{2} \frac{\Delta C_b^{\text{EE}}}{C_b^{\text{EE}}} + \frac{3}{8} \left(\frac{\Delta C_b^{\text{EE}}}{C_b^{\text{EE}}}\right)^2\right) \end{aligned} \quad (\text{A1})$$

where $\mathcal{R}_b^{\text{TE}}$, C_b^{TT} , C_b^{EE} and C_b^{TE} are the spectra we want to estimate.

Such an estimator is not an unbiased estimator (i.e. $\langle \hat{\mathcal{R}}_b^{\text{TE}} \rangle \neq \mathcal{R}_b^{\text{TE}}$), but is affected by a bias term such that : $\langle \hat{\mathcal{R}}_b^{\text{TE}} \rangle = \mathcal{R}_b^{\text{TE}}(1 + \alpha_b)$. The bias term α_b can be easily computed taking the mean value of Eq. (A1) :

$$\alpha_b = \frac{3}{8} \left(\frac{\text{cov}(C_b^{\text{TT}}, C_b^{\text{TT}})}{C_b^{\text{TT}^2} + \frac{\text{cov}(C_b^{\text{EE}}, C_b^{\text{EE}})}{C_b^{\text{EE}^2}} \right) - \frac{1}{2} \left(\frac{\text{cov}(C_b^{\text{TT}}, C_b^{\text{TE}})}{C_b^{\text{TT}} C_b^{\text{TE}}} + \frac{\text{cov}(C_b^{\text{EE}}, C_b^{\text{TE}})}{C_b^{\text{EE}} C_b^{\text{TE}}} \right) + \frac{1}{4} \frac{\text{cov}(C_b^{\text{TT}}, C_b^{\text{EE}})}{C_b^{\text{TT}} C_b^{\text{EE}}}. \quad (\text{A2})$$

From Eq. (A1) we can compute the $\mathcal{R}_\ell^{\text{TE}}$ covariance matrices defined by

$$\text{cov}(\mathcal{R}_b^{\text{TE}, \nu_1 \times \nu_2}, \mathcal{R}_{b'}^{\text{TE}, \nu_3 \times \nu_4}) = \langle \Delta \mathcal{R}_b^{\text{TE}, \nu_1 \times \nu_2} \Delta \mathcal{R}_{b'}^{\text{TE}, \nu_3 \times \nu_4} \rangle, \quad (\text{A3})$$

with $\nu_1 \times \nu_2$ and $\nu_3 \times \nu_4$ two cross frequencies and $\Delta \mathcal{R}_b^{\text{TE}} = \hat{\mathcal{R}}_b^{\text{TE}} - \mathcal{R}_b^{\text{TE}}$ the deviation to the mean value. $\Delta \mathcal{R}_b^{\text{TE}}$ can be expressed analytically (at second order) using Eq. (A1)

Appendix B: HiLLiPoP power spectra model

In section II we present the HiLLiPoP C_ℓ -based likelihood. In section III, we construct a $\mathcal{R}_\ell^{\text{TE}}$ -based likelihood. In this appendix, we explain how the model in Eq. (5) is computed.

We work with three frequencies : 100, 143 and 217 GHz (indexed by ν_i, ν_j for $(i, j) \in \{0, 1, 2\}^2$) and two split maps (indexed by R, S with $(R, S) \in \{A, B\}^2$). We also define X and Y such as $(X, Y) \in \{T, E\}^2$. For two frequencies (ν_i, ν_j) with $j \geq i$ and two maps (R, S), we model the power spectra as

$$C_\ell^{XY, \text{th}, \nu_i^R \times \nu_j^S} = A_{\text{Pl}} c^{\nu_i^R} c^{\nu_j^S} \left[C_\ell^{XY, \text{CMB}} + C_\ell^{XY, \text{fg}, \nu_i \times \nu_j} \right], \quad (\text{B1})$$

where A_{Pl} is a global amplitude calibration parameter and $c^{\nu_i^R}, c^{\nu_j^S}$ are calibration parameters at map level. This set of parameter is sampled in the likelihood as nuisance parameters.

We take the weighted average of cross-map power spectra to compute the cross-frequency power spectra, ignoring the auto power spectra.

$$C_\ell^{XY, \text{th}, \nu_i \times \nu_j} = A_{\text{Pl}} \left[\sum_{\substack{(R, S) \in \\ \{A, B\}^2}} w_\ell^{XY, \nu_i^R \times \nu_j^S} c^{\nu_i^R} c^{\nu_j^S} \left(C_\ell^{XY, \text{CMB}} + C_\ell^{XY, \text{fg}, \nu_i \times \nu_j} \right) (1 - \delta_{\nu_i \nu_j} (1 - \delta_{RA} \delta_{SB})) \right], \quad (\text{B2})$$

where $w_\ell^{XY, \nu_i^R \times \nu_j^S}$ are the weights associated to the $\nu_i^R \times \nu_j^S$ XY power spectrum and δ is the Kronecker delta. We can express Eq. (B2) as Eq. (5) using the following definition

$$A^{XY, \nu_i \times \nu_j} = \sum_{\substack{(R, S) \in \\ \{A, B\}^2}} w_\ell^{XY, \nu_i^R \times \nu_j^S} c^{\nu_i^R} c^{\nu_j^S} (1 - \delta_{\nu_i \nu_j} (1 - \delta_{RA} \delta_{SB})). \quad (\text{B3})$$

We obtain the equation describing the model used to compute the power spectra in the likelihood

$$C_\ell^{XY, \text{th}, \nu_i \times \nu_j} = A_{\text{Pl}} A^{XY, \nu_i \times \nu_j} \left[C_\ell^{XY, \text{CMB}} + C_\ell^{XY, \text{fg}, \nu_i \times \nu_j} \right]. \quad (\text{B4})$$

-
- [1] Planck Collaboration VI, *A&A* **641**, A6 (2020), URL <https://doi.org/10.1051/0004-6361/201833910>.
- [2] S. Aiola, E. Calabrese, L. Maurin, S. Naess, B. L. Schmitt, M. H. Abitbol, G. E. Addison, P. A. R. Ade, D. Alonso, M. Amiri, et al., *Journal of Cosmology and Astroparticle Physics* **2020**, 047 (2020), URL <https://doi.org/10.1088/1475-7516/2020/12/047>.
- [3] D. Dutcher, L. Balkenhol, P. A. R. Ade, Z. Ahmed, E. Anderes, A. J. Anderson, M. Archipley, J. S. Avva, K. Aylor, P. S. Barry, et al. (2021), 2101.01684.
- [4] A. G. Riess, S. Casertano, W. Yuan, J. B. Bowers, L. Macri, J. C. Zinn, and D. Scolnic, *The Astrophysical Journal* **908**, L6 (2021), URL <https://doi.org/10.3847/2041-8213/abdbaf>.
- [5] L. Knox and M. Millea, *Phys. Rev. D* **101**, 043533 (2020), URL <https://link.aps.org/doi/10.1103/PhysRevD.101.043533>.
- [6] E. D. Valentino, O. Mena, S. Pan, L. Visinelli, W. Yang, A. Melchiorri, D. F. Mota, A. G. Riess, and J. Silk (2021), 2103.01183.
- [7] P. Ade, J. Aguirre, Z. Ahmed, S. Aiola, A. Ali, D. Alonso, M. A. Alvarez, K. Arnold, P. Ashton, J. Austermann, et al., *Journal of Cosmology and Astroparticle Physics* **2019**, 056 (2019), URL <https://doi.org/10.1088/1475-7516/2019/02/056>.
- [8] K. N. Abazajian, P. Adshead, Z. Ahmed, S. W. Allen, D. Alonso, K. S. Arnold, C. Baccigalupi, J. G. Bartlett, N. Battaglia, B. A. Benson, et al. (2016), 1610.02743.
- [9] Rigault, M., Brinnet, V., Aldering, G., Antilogus, P., Aragon, C., Bailey, S., Baltay, C., Barbary, K., Bongard, S., Boone, K., et al., *A&A* **644**, A176 (2020), URL <https://doi.org/10.1051/0004-6361/201730404>.
- [10] C. Saunders, G. Aldering, P. Antilogus, S. Bailey, C. Baltay, K. Barbary, D. Baugh, K. Boone, S. Bongard, C. Buton, et al., *The Astrophysical Journal* **869**, 167 (2018), URL <https://doi.org/10.3847/1538-4357/aaec7e>.
- [11] W. L. Freedman, B. F. Madore, D. Hatt, T. J. Hoyt, I. S. Jang, R. L. Beaton, C. R. Burns, M. G. Lee, A. J. Mon-

- son, J. R. Neeley, et al., *The Astrophysical Journal* **882**, 34 (2019), URL <https://doi.org/10.3847/1538-4357/ab2f73>.
- [12] W. L. Freedman, B. F. Madore, T. Hoyt, I. S. Jang, R. Beaton, M. G. Lee, A. Monson, J. Neeley, and J. Rich, *The Astrophysical Journal* **891**, 57 (2020), URL <https://doi.org/10.3847/1538-4357/ab7339>.
- [13] Planck Collaboration XI, *A&A* **594**, A11 (2016), URL <https://doi.org/10.1051/0004-6361/201526926>.
- [14] J. A. Peacock and M. Bilicki, *Monthly Notices of the Royal Astronomical Society* **481**, 1133 (2018), ISSN 0035-8711, <https://academic.oup.com/mnras/article-pdf/481/1/1133/25699685/sty2314.pdf>, URL <https://doi.org/10.1093/mnras/sty2314>.
- [15] T. Louis, Z. Li, and M. Tristram, *Phys. Rev. D* **100**, 103534 (2019), URL <https://link.aps.org/doi/10.1103/PhysRevD.100.103534>.
- [16] Planck Collaboration, Akrami, Y., Andersen, K. J., Ashdown, M., Baccigalupi, C., Ballardini, M., Banday, A. J., Barreiro, R. B., Bartolo, N., Basak, S., et al., *A&A* **643**, A42 (2020), URL <https://doi.org/10.1051/0004-6361/202038073>.
- [17] Couchot, F., Henrot-Versillé, S., Perdureau, O., Plaszczynski, S., Rouillé d'Orfeuille, B., Spinelli, M., and Tristram, M., *A&A* **602**, A41 (2017), URL <https://doi.org/10.1051/0004-6361/201629815>.
- [18] J. Torrado and A. Lewis (2020), 2005.05290.
- [19] A. Lewis and A. Challinor, *Physics Reports* **429**, 1 (2006), ISSN 0370-1573, URL <https://www.sciencedirect.com/science/article/pii/S0370157306000810>.
- [20] J. Dunkley, E. Calabrese, J. Sievers, G. Addison, N. Battaglia, E. Battistelli, J. Bond, S. Das, M. Devlin, R. Dünner, et al., *Journal of Cosmology and Astroparticle Physics* **2013**, 025 (2013), URL <https://doi.org/10.1088/1475-7516/2013/07/025>.
- [21] S. K. Choi, M. Hasselfield, S.-P. P. Ho, B. Koopman, M. Lungu, M. H. Abitbol, G. E. Addison, P. A. R. Ade, S. Aiola, D. Alonso, et al., *Journal of Cosmology and Astroparticle Physics* **2020**, 045 (2020), URL <https://doi.org/10.1088/1475-7516/2020/12/045>.
- [22] A. Lewis, A. Challinor, and A. Lasenby, *The Astrophysical Journal* **538**, 473 (2000), URL <https://doi.org/10.1086/309179>.
- [23] C. Howlett, A. Lewis, A. Hall, and A. Challinor, *Journal of Cosmology and Astroparticle Physics* **2012**, 027 (2012), URL <https://doi.org/10.1088/1475-7516/2012/04/027>.