

Two Influence Maximization Games on Graphs Made Temporal*

Niclas Boehmer[†], Vincent Froese, Julia Henkel, Yvonne Lasars, Rolf Niedermeier, and Malte Renken[‡]

Technische Universität Berlin, Faculty IV, Algorithmics and Computational Complexity
 {niclas.boehmer, vincent.froese}@tu-berlin.de,
 {henkel, y.lasars}@campus.tu-berlin.de,
 {rolf.niedermeier, m.renken}@tu-berlin.de

May 14, 2021

Abstract

To address the dynamic nature of real-world networks, we generalize competitive diffusion games and Voronoi games from static to temporal graphs, where edges may appear or disappear over time. This establishes a new direction of studies in the area of graph games, motivated by applications such as influence spreading. As a first step, we investigate the existence of Nash equilibria in competitive diffusion and Voronoi games on different temporal graph classes. Even when restricting our studies to temporal paths and cycles, this turns out to be a challenging undertaking, revealing significant differences between the two games in the temporal setting. Notably, both games are equivalent on static paths and cycles. Our two main technical results are (algorithmic) proofs for the existence of Nash equilibria in temporal competitive diffusion and temporal Voronoi games when the edges are restricted not to disappear over time.

Keywords: Temporal Graph Games, Competitive Diffusion Games, Voronoi Games, Nash Equilibria, Temporal Graph Classes

1 Introduction

As graph games help us to reason about a networked world, playing games on graphs is an intensively researched topic since decades. In this work, we focus on competitive games on undirected graphs. Here, some external parties influence a small subset of agents who then spread some information through the network. Typical application scenarios for these occur, for instance, when political parties want to gain influence in a social network or in the context of viral marketing.

Looking at two prominent, somewhat similar representatives, namely competitive diffusion games and Voronoi games, we put forward to model network dynamics more realistically. Specifically, while to the best of our knowledge almost all work on graph games focused on *static* graphs, we initiate the study of these two games on *temporal* graphs. Roughly speaking, in a temporal graph, the edge set may evolve over discrete time steps, while the vertex set remains unchanged, yielding time-ordered graph layers with different edge sets. Moving to the temporal

*An extended abstract of this article has been accepted for publication in the proceedings of IJCAI 2021.

[†]Supported by DFG project MaMu (NI 369/19).

[‡]Supported by DFG project MATE (NI 369/17).

setting has dramatic consequences. For example, while competitive diffusion games and Voronoi games are equivalent on static paths and cycles [26] and we understand well their properties in these simple but important special cases, they are no longer equivalent in the temporal case and their properties are much more challenging to analyze.

Our study takes a first step towards understanding both games on temporal paths and cycles. It turns out that these two backbone structures of graphs already confront us with several technically challenging questions when looking for the existence (and computation) of Nash equilibria—one of the most fundamental game-theoretic concepts. We refer to the next section for all formal definitions and examples of the two (temporal) games. Intuitively speaking, in both games one can think of each player having a color and trying to color as many vertices as possible by her own color; the coloring process starts in a vertex freely chosen by each player and acts through the neighborhood relation of the graph. Herein, the distance of a vertex to the start vertices plays a central role. In both games, a player colors all vertices that are closest to her start vertex. Moreover, while in competitive diffusion games a vertex that is at the same distance to two start vertices of competing players can still get one of the two colors, this is not the case for Voronoi games.

Related work. Competitive diffusion games were introduced by Alon et al. [2]. Research on competitive diffusion games so far mainly focused on the existence of Nash equilibria on a variety of graph classes for different numbers of players [2, 6, 17, 23, 24, 25, 27]. Also, the (parameterized) computational complexity of deciding the existence of a Nash equilibrium has been studied [14, 18].

Voronoi games have been originally studied for a one-dimensional or two-dimensional continuous space [1, 4, 8, 9, 15]. There, it is typically assumed that players choose their initial sets of points sequentially and that a player wins the game if a certain fraction of all points is closest to her. Voronoi games on graphs have also been studied on different graph classes for various numbers of players [3, 10, 16, 20, 26, 28]. Again a focus lies on determining for which graphs a Nash equilibrium exists and how to compute one.

From a broader perspective, analyzing games played on graphs from a game-theoretic perspective is an intensively researched topic; recent examples include Schelling games [7, 12], b -matching games [19], or network creation games [11].

As mentioned before, we know of basically no work systematically studying graph games in a temporal setting. The only exception we are aware of is in the context of pursuit-evasion games: Erlebach and Spooner [13] studied the pursuit-evasion game of cops and robbers on some specific temporal graphs, namely so-called edge-periodic graphs. Also different from our studies, their focus was on computing winning strategies for the players. Morawietz et al. [22] and Morawietz and Wolf [21] extended this study, also answering an open question of Erlebach and Spooner [13].

Our contributions. We put forward the study of game-theoretic models on *temporal* graphs. We do so by generalizing two well-studied (static) graph games to temporal graphs, namely competitive diffusion games and Voronoi games. For the two resulting temporal graph games we analyze the (constructive) existence of Nash equilibria on different temporal graph classes, focusing on different types of temporal paths and cycles (see Table 1 for an overview of our results). We observe that, in contrast to the static case where both games are equivalent and a Nash equilibrium is guaranteed to exist [23], the games exhibit far more complex dynamics and a quite different behavior on temporal paths and cycles. Our main results are two proofs of guaranteed existence of Nash equilibria, namely in temporal diffusion games on so-called monotonically growing temporal cycles, and in temporal Voronoi games on so-called monotonically

Table 1: Overview of our results. “✗” means that a Nash equilibrium is not guaranteed to exist. “✓” means that a Nash equilibrium always exists. See Section 2 for formal definitions. Voronoi games and diffusion games on static paths and static cycles are guaranteed to admit a Nash equilibrium.

	Superset	Monotonically growing	Monotonically shrinking
Diffusion			
Temporal Paths	✓ (Th. 2)	✓ (Th. 2)	✗ (Th. 4)
Temporal Cycles	✗ (Th. 5)	✓ (Th. 6)	✗ (Th. 35)
Voronoi			
Temporal Paths	✗ (Th. 38)	✓ (Th. 39)	✗ (Co. 37)
Temporal Cycles	✗ (Th. 38)	?	✗ (Co. 37)

growing temporal paths. One conclusion from our work is that temporal Voronoi games seem to be more elusive to a full understanding of fundamental properties than temporal competitive diffusion games. Correspondingly, Table 1 presents a concrete open question for Voronoi games where we already have an answer for competitive diffusion games.

Organization of the paper. In Section 2, we provide some background on temporal graphs and define temporal competitive diffusion and temporal Voronoi games. In Section 3, we analyze temporal competitive diffusion games. We first consider these games on temporal paths (Section 3.1) and afterwards on temporal cycles (Section 3.2). In Section 3.2.2, we present our technically most involved result, i.e., we show that every temporal competitive diffusion game on a monotonically growing temporal cycle admits a Nash equilibrium. After that, in Section 4, we turn to temporal Voronoi games. Here, the structure is a bit different. We first consider monotonically shrinking paths and cycles (Section 4.1), then superset paths and cycles (Section 4.2), and, lastly, monotonically growing paths (Section 4.3).

2 Preliminaries

For $a \leq b \in \mathbb{N}$, let $[a, b] := \{a, a+1, \dots, b\}$, $[a, b[:= \{a, a+1, \dots, b-1\}$, and $]a, b := \{a+1, \dots, b\}$. Further, let $[n] := [1, n]$ for $n \in \mathbb{N}$.

2.1 Temporal graphs

A *temporal graph* is a tuple $\mathcal{G} = (V, E_1, \dots, E_\tau)$ (or $\mathcal{G} = (V, (E_i)_{i \in [\tau]})$ for short), where V is the set of vertices and E_1, \dots, E_τ a sequence of edge sets with $E_t \subseteq \binom{V}{2}$ for $t \in [\tau]$. We refer to τ as the lifetime of \mathcal{G} . For $t \in [\tau]$, we call $G_t = (V, E_t)$ the *t-th layer* of \mathcal{G} . Let the *underlying graph* of \mathcal{G} be the graph $\mathcal{G}_\downarrow = (V, E_\downarrow)$ with $E_\downarrow := \bigcup_{t \in [\tau]} E_t$.

A *temporal path* of size n (or a *temporal cycle* of size n) is a temporal graph $\mathcal{G} = (V, (E_i)_{i \in [\tau]})$ with $V = [n]$ such that \mathcal{G}_\downarrow is a path (or a cycle) of size n . For two vertices $u < v \in [n]$, we say that u is *left of* v and v is *right of* u . We refer to a temporal graph \mathcal{G} as a *temporal linear forest* if the connected components of \mathcal{G}_\downarrow are paths. Moreover, we call a temporal graph \mathcal{G} a *superset temporal graph* if its last layer is identical to its underlying graph, i.e., $G_\tau = \mathcal{G}_\downarrow$. Further, we call \mathcal{G} *monotonically growing* if no edge disappears over time, i.e., $E_i \subseteq E_{i+1}$ for all $i \in [\tau - 1]$. Note that each monotonically growing temporal graph is also a superset temporal graph. Symmetrically, \mathcal{G} is *monotonically shrinking* if edges do not appear over time, i.e., $E_{i+1} \subseteq E_i$ for all $i \in [\tau - 1]$.

For the definition of temporal Voronoi games, we now introduce a notion of temporal distance of two vertices. In a temporal graph $\mathcal{G} = (V, (E_i)_{i \in [\tau]})$, we define a *temporal walk* from a vertex v_0 to a vertex v_d as a sequence of tuples $(\{v_0, v_1\}, t_1), (\{v_1, v_2\}, t_2), \dots, (\{v_{d-1}, v_d\}, t_d)$ such that the following properties hold:

- $t_i \leq t_{i+1}$ for all $i \in [d-1]$,
- $\{v_{i-1}, v_i\} \in E_{t_i}$ for all $i \in [d]$ with $t_i \leq \tau$,
- $\{v_{i-1}, v_i\} \in E_\tau$ for all $i \in [d]$ with $t_i > \tau$.

We refer to t_d as the *arrival time* of the temporal walk. Note that the last condition can be interpreted as repeating the last layer arbitrarily often. This is to allow for arrival times $t_d > \tau$ which is somewhat natural and closer to the static case. A temporal walk is called *strict* if $t_i < t_{i+1}$ holds for all $i \in [d-1]$. Moreover, we call a temporal walk from v_0 to v_d *foremost* if there is no temporal walk from v_0 to v_d with a smaller arrival time. We now define the temporal distance $\text{td}(u, v)$ from u to v as the arrival time of a strict foremost walk¹ from u to v . Notably, in contrast to the static case, temporal distances are not necessarily symmetric, that is, $\text{td}(u, v) \neq \text{td}(v, u)$ is possible. By convention, we set $\text{td}(v, v) = 0$ for any vertex v . For two vertices u and v , we say that u *reaches* v *until step* ℓ if $\text{td}(u, v) \leq \ell$ and that u *reaches* v *in step* (or *at time*) ℓ if $\text{td}(u, v) = \ell$.

2.2 Games on temporal graphs

We focus on games with two players. Nevertheless, to highlight the nature of our definitions, we directly introduce both games for an arbitrary number of players. Since the games are somewhat similar, we start by making some general definitions for both temporal games before describing the specifics. For a temporal graph $\mathcal{G} = (V, (E_i)_{i \in [\tau]})$ and a number $k \in \mathbb{N}$ of players, $\text{Diff}(\mathcal{G}, k)$ ($\text{Vor}(\mathcal{G}, k)$) denotes the k -player *temporal diffusion game* (*temporal Voronoi game*) on the temporal graph \mathcal{G} , where each player has her distinct color in $[k]$. Moreover, we use the color 0 to which we refer as *gray*. The *strategy space* of each player $i \in [k]$ is the vertex set V , that is, each player i selects a single vertex $p_i \in V$, which is then immediately colored by her color i . If two players pick the same vertex, then it is colored gray. A *strategy profile* of the game is a tuple $(p_1, \dots, p_k) \in V^k$ containing the initially chosen vertex of each player. We also use the term *position* to refer to the vertex p_i chosen by player i .

Now, for both games the strategy profile (p_1, \dots, p_k) determines a partial coloring of the vertices in V with colors from $0, \dots, k$ (some vertices might remain uncolored) as described below. For a strategy profile (p_1, \dots, p_k) , let $U_i(p_1, \dots, p_k)$ be the set of vertices with color i in the resulting coloring and let $u_i(p_1, \dots, p_k) := |U_i(p_1, \dots, p_k)|$ be the number of vertices with color i . For a strategy profile (p_1, \dots, p_k) , the *payoff* or *outcome* (of the game) of player i is $u_i(p_1, \dots, p_k)$. We say that a player $i \in [k]$ plays a *best response* to the other players in the strategy profile (p_1, \dots, p_k) if for all vertices $p' \in V$ it holds that $u_i(p_1, \dots, p_{i-1}, p', p_{i+1}, \dots, p_k) \leq u_i(p_1, \dots, p_k)$. A strategy profile (p_1, \dots, p_k) is a *Nash equilibrium* if every player $i \in [k]$ plays a best response to the other players.

It remains to specify how the strategy profile (v_1, \dots, v_k) determines the coloring of the vertices V in the two games.

Temporal diffusion games. In a *temporal diffusion game*, the temporal graph \mathcal{G} is colored by the following propagation process over time. We call a vertex *uncolored* if no color has been assigned to it (so far). In step $t \in [\tau]$, we consider the layer G_t . We color a so far uncolored

¹We consider foremost walks since earliest arrival seems more natural than other concepts such as *fastest* or *shortest* [5] in the context of influence spreading. Moreover, we consider strict temporal walks since they are closer to the static case and to the diffusion process.

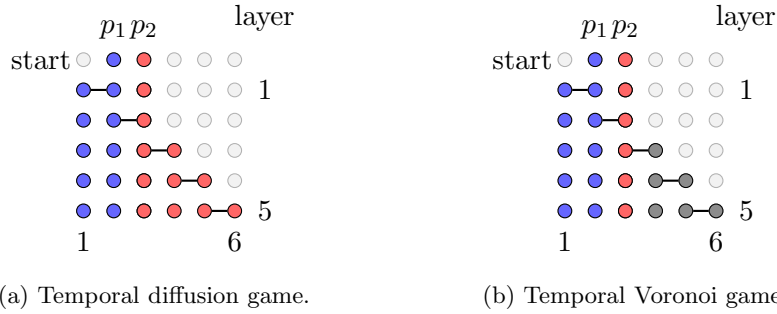


Figure 1: Example of the two games on the temporal path $\mathcal{G} = ([6], E_1, \dots, E_5)$ with $E_t = \{\{t, t + 1\}\}$ for $t \in [5]$, where player 1 selects vertex $p_1 = 2$ and player 2 selects vertex $p_2 = 3$ (for temporal Voronoi games, we color a vertex in layer x if the vertex is reached by a player until step x). In the diffusion game, the color of a player cannot “pass” a vertex colored by the other player. Thus, the two players split the vertices, that is, player 1 colors the vertices in $[1, 2]$, while player 2 colors the vertices in $[3, 6]$. In contrast to this, in the Voronoi game, player 1 is able to “catch up” with player 2: They both “arrive” at the vertices 4, 5, and 6 at the same time. The displayed strategy profile is a Nash equilibrium in $\text{Vor}(\mathcal{G}, 2)$ but not in $\text{Diff}(\mathcal{G}, 2)$.

vertex v with color $i \in [k]$ if v has at least one neighbor in G_t that is colored with color $i \in [k]$ and no neighbor in G_t that is colored with any other color $j \in [k] \setminus \{i\}$. Every uncolored vertex with at least two neighbors in G_t colored by two different colors $i, j \in [k]$ is colored gray. In step $t > \tau$, the propagation process continues on G_τ until the coloring of the vertices does not change between two consecutive steps (we again “repeat” the last layer to be consistent with the static case).

Temporal Voronoi games. In a *temporal Voronoi game*, a vertex v is colored with color $i \in [k]$ if the arrival time of a strict foremost walk from p_i to v is smaller than the respective arrival times for all other players, i.e., vertex $v \in V$ is colored with color $i \in [k]$ if $\text{td}(p_i, v) < \text{td}(p_j, v)$ holds for all $j \neq i \in [k]$. If at least two players have the earliest arrival time, then the vertex is colored gray.

Note that we defined temporal diffusion games and temporal Voronoi games such that both temporal games played on a temporal graph \mathcal{G} with identical layers are equivalent to the (non-temporal) game played on the static graph \mathcal{G}_\downarrow . An example of a temporal diffusion game and a temporal Voronoi game is shown in Figure 1. Notably, in the displayed temporal diffusion game each player colors a superset of the vertices they color in the temporal Voronoi game. In fact, by definition of the two games, this holds for every temporal graph (as in the static case).

3 Temporal diffusion games

We start with temporal paths followed by temporal cycles.

3.1 Temporal paths

We first prove that on a temporal path, in general, a Nash equilibrium is not guaranteed to exist. Afterwards, we show that as soon as the temporal path fulfills the superset property, up to symmetry and tie-breaking, every game admits a unique Nash equilibrium.

We start by showing that the temporal diffusion game on the temporal path depicted in Figure 1 (where every edge of the underlying graph only occurs at one point of time) does not

admit a Nash equilibrium. This is in contrast to the static case where a Nash equilibrium is guaranteed to exist on every path [23, Theorem 1].

Theorem 1. *There is a temporal path \mathcal{P} such that there is no Nash equilibrium in $\text{Diff}(\mathcal{P}, 2)$.*

Proof. We prove the theorem by showing that for $\mathcal{P} = ([6], E_1, \dots, E_5)$ with $E_t = \{\{t, t+1\}\}$ for $t \in [5]$ (see Figure 1), there is no Nash equilibrium in $\text{Diff}(\mathcal{P}, 2)$. For the sake of contradiction, assume that (p_1, p_2) with $p_1 < p_2$ is a Nash equilibrium in $\text{Diff}(\mathcal{P}, 2)$. Player 1 colors all vertices in $[\max(1, p_1 - 1), p_2 - 1]$ and player 2 all vertices in $[p_2, n]$.

Note that $p_2 = p_1 + 1$ must hold, as otherwise player 2 can color additional vertices by moving to vertex $p_1 + 1$. Moreover, if $p_1 \geq 3$, then player 1 can additionally color vertex 1 by moving to vertex 1. Thus, $p_1 \in \{1, 2\}$, $p_2 = p_1 + 1$, and $p_2 \in \{2, 3\}$. However, this implies that player 1 colors at most two vertices and can increase her payoff by moving to vertex 4, thereby coloring three vertices. \square

3.1.1 Superset paths

As soon as the last layer of the examined temporal path is the same as the underlying graph (i.e., the superset property is fulfilled), a Nash equilibrium for temporal diffusion games is guaranteed to exist and can even be precisely characterized. Notably, the characterization is exactly the same as in the static case [23, Theorem 1].

Theorem 2. *Let \mathcal{P} be a superset temporal path of size n and $p_1 < p_2 \in [n]$. A strategy profile (p_1, p_2) is a Nash equilibrium in $\text{Diff}(\mathcal{P}, 2)$ if and only if $p_1 \in \{\lfloor \frac{n}{2} \rfloor, \lceil \frac{n}{2} \rceil\}$ and $p_2 = p_1 + 1$.*

Proof. We start with the “if”-direction. Since the last layer of \mathcal{P} is a path connecting all vertices and the diffusion process continues on the last layer, player 1 colors all vertices in $[1, p_1]$ and player 2 colors all vertices in $[p_2, n]$. Observe that each player colors at least $\lfloor \frac{n}{2} \rfloor$ vertices. Moreover, for none of the two players is it possible to color more than $\lfloor \frac{n}{2} \rfloor$ vertices by changing positions, as there exist only at most $\lfloor \frac{n}{2} \rfloor$ vertices to the left of p_1 and to the right of p_2 .

It remains to prove that (p_1, p_2) is a Nash equilibrium only if $p_1 \in \{\lceil \frac{n}{2} \rceil, \lfloor \frac{n}{2} \rfloor\}$ and $p_2 = p_1 + 1$. Let (p_1, p_2) be some Nash equilibrium in $\text{Diff}(\mathcal{P}, 2)$. Without loss of generality, assume that $p_1 < p_2$. Since in the last layer of \mathcal{P} all vertices are connected and since in a temporal path a player cannot “pass” a vertex colored by the other player, player 1 colors all vertices in $[1, p_1]$ and player 2 colors all vertices in $[p_2, n]$. For the sake of a contradiction, assume that $p_2 \neq p_1 + 1$. Then vertex $p_1 + 1$ is colored either by player 1, by player 2 or it is colored gray. In any case, there is at least one player that can increase her payoff by moving to vertex $p_1 + 1$. Consequently, it must hold that $p_2 = p_1 + 1$. Now assume that $p_1 \notin \{\lfloor \frac{n}{2} \rfloor, \lceil \frac{n}{2} \rceil\}$. If $p_1 < \lfloor \frac{n}{2} \rfloor$, then player 1 can increase her payoff by moving to vertex $p_2 + 1$. If $p_1 > \lceil \frac{n}{2} \rceil$, then player 2 can increase her payoff by moving to vertex $p_1 - 1$. We conclude that $p_1 \in \{\lfloor \frac{n}{2} \rfloor, \lceil \frac{n}{2} \rceil\}$. \square

Using a slightly more involved yet similar argument, we can also show that there exists a Nash equilibrium on every superset temporal linear forest.

Theorem 3. *On every superset temporal linear forest \mathcal{F} a Nash equilibrium in $\text{Diff}(\mathcal{F}, 2)$ can be found in linear time.*

Proof. Let \mathcal{F} be a superset temporal linear forest \mathcal{F} and let $\mathcal{P}_1, \dots, \mathcal{P}_m$ be the connected components of \mathcal{F}_\downarrow of size n_1, \dots, n_m . Without loss of generality, assume that $n_1 \geq n_2 \geq n_j$ for all $j \in [3, m]$.

We start the proof by defining central vertices: Let $v_1, v_2 \in [n]$ with $v_1 \leq v_2$ and $\ell := v_2 - v_1 + 1$. If ℓ is odd, then we call $m = v_1 + \lfloor \frac{\ell}{2} \rfloor$ the *central vertex* of $[v_1, v_2]$. If ℓ is even, then we call $m_l = v_1 + \frac{\ell}{2} - 1$ and $m_r = v_1 + \frac{\ell}{2}$ *central vertices* of $[v_1, v_2]$.

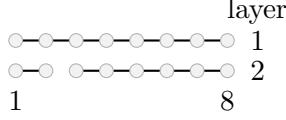


Figure 2: A monotonically shrinking temporal path \mathcal{P} for which neither in $\text{Diff}(\mathcal{P}, 2)$ nor in $\text{Vor}(\mathcal{P}, 2)$ a Nash equilibrium exists.

We now describe how to construct a strategy profile (p_1, p_2) that is a Nash equilibrium in $\text{Diff}(\mathcal{F}, 2)$. Let p_1 be a central vertex of \mathcal{P}_1 . For position p_2 we consider two different cases.

1. First, assume that $\lfloor \frac{n_1}{2} \rfloor \geq n_2$. If n_1 is even, then let p_2 be the other central vertex of \mathcal{P}_1 . Otherwise, let $p_2 = p_1 + 1$. Since positions p_1 and p_2 are in the middle of component \mathcal{P}_1 which is isomorphic to a superset temporal path, we conclude by Theorem 2 that no player prefers moving to a different vertex in \mathcal{P}_1 . Additionally, both players color at least $\lfloor \frac{n_1}{2} \rfloor$ vertices. A player that would move to a vertex of some other component of \mathcal{F} would color at most n_2 vertices. Since we assumed that $\lfloor \frac{n_1}{2} \rfloor \geq n_2$, (p_1, p_2) is a Nash equilibrium.
2. Otherwise, it holds that $\lfloor \frac{n_1}{2} \rfloor < n_2$. Since player 1 plays on a central vertex of \mathcal{P}_1 , player 2 can color at most $\lfloor \frac{n_1}{2} \rfloor$ vertices by playing on any vertex in \mathcal{P}_1 . If player 2 plays on a vertex of some other component, then she colors all vertices of that component. Consequently, strategy profile (p_1, p_2) with p_2 being a vertex in \mathcal{P}_2 is a Nash equilibrium in $\text{Diff}(\mathcal{F}, 2)$.

□

3.1.2 Monotonically shrinking paths

We have seen above that a Nash equilibrium is guaranteed to exist on superset and thereby also on monotonically growing temporal paths. It turns out that enforcing the opposite, that is, the graph is monotonically shrinking, does not guarantee the existence of a Nash equilibrium:

Theorem 4. *There is a monotonically shrinking temporal path \mathcal{P} consisting of two layers which only differ in one edge such that there is no Nash equilibrium in $\text{Diff}(\mathcal{P}, 2)$.*

Proof. Let $\mathcal{P} = ([8], E_1, E_2)$ with $E_1 = \{\{i, i+1\} \mid i \in [7]\}$ and $E_2 = E_1 \setminus \{\{2, 3\}\}$ (see Figure 2). For the sake of contradiction, assume that (p_1, p_2) is a Nash equilibrium in $\text{Diff}(\mathcal{P}, 2)$. We distinguish two cases:

- 1) $p_1 \in [3]$ or $p_2 \in [3]$: Let $p_1 = i \in [3]$. Then, $p_2 = i + 1$, as this is the unique best response of player 2. Player 1 can improve by deviating to vertex $i + 2$.
- 2) $p_1 \in [4, 8]$ and $p_2 \in [4, 8]$: If $p_1 = i \in [4, 5]$, then $p_2 = i + 1$ is the unique best response of player 2 from the relevant interval $[4, 8]$. Player 1 can improve by choosing vertex 3. If $p_1 = 6$, then $p_2 = 3$ is the unique best response of player 2. If $p_1 = i \in [7, 8]$, then $p_2 = i - 1$ is the unique best response of player 2 from $[4, 8]$. Player 1 can improve by choosing vertex 3. □

Intuitively, the reason why a disappearing edge is enough to prevent the existence of a Nash equilibrium on a temporal path is that players may want to play in the immediate surrounding of such a disappearing edge, in order to color some part of the temporal path that otherwise remains uncolored (in Figure 2, these are the vertices $\{1, 2\}$). However, if the disappearing edge is not located around the center, then the player close to this edge is at risk of losing many vertices to the other player. This is in contrast to monotonically growing temporal graphs where edges are not allowed to disappear.

As a consequence of Theorem 4, it follows that Nash equilibria cannot be guaranteed for non-superset temporal paths when edges are allowed to disappear.

3.2 Temporal cycles

In this section, we prove that in contrast to paths, a Nash equilibrium may fail to exist on a superset temporal cycle. However, enforcing that edges do not disappear over time is enough to guarantee the existence of a Nash equilibrium.

3.2.1 Superset cycles

The guaranteed existence of a Nash equilibrium on superset temporal paths (Theorem 2) does not extend to superset temporal cycles despite the fact that as on superset paths all vertices will be colored in the end. This can be shown using the graph depicted in Figure 1 with an additional layer connecting all vertices to a cycle and a similar argument as in Theorem 1.

Theorem 5. *There is a superset temporal cycle \mathcal{C} such that there is no Nash equilibrium in $\text{Diff}(\mathcal{C}, 2)$.*

Proof. Let $\mathcal{C} = ([n], E_1, \dots, E_n)$ be a temporal cycle of size $n \geq 6$ with $E_t = \{\{t, t+1\}\}$ for $t < n$ and $E_n = \{\{n, 1\}\} \cup \{\{i, i+1\} \mid i \in [n-1]\}$. We prove the statement by showing that there is no Nash equilibrium on \mathcal{C} . Let (p_1, p_2) be a strategy profile in $\text{Diff}(\mathcal{C}, 2)$ with $p_1 < p_2$. Then, player 1 colors all vertices in $[p_1, p_2 - 1]$ and player 2 colors all vertices in $[p_2, n]$. If $p_1 > 1$, then player 1 colors vertex $p_1 - 1$. If $p_1 > 2$, then the vertices $[1, p_1 - 2]$ are distributed evenly between the players with one vertex being colored gray if the number of vertices in $[1, p_1 - 2]$ is odd. We consider two different cases.

1. First, assume that $p_2 \neq p_1 + 1$. By moving to vertex $p_1 + 1$ player 2 colors more vertices than before.
2. Second, assume that $p_2 = p_1 + 1$. If $p_1 \geq 3$, then at least one vertex in $[1, p_1]$ is colored gray or by player 2. Thus, player 1 can color additional vertices by moving to vertex 1. Otherwise, it holds that $p_1 \leq 2$. In this case, player 1 colors at most two vertices. Since we assumed that $p_2 = p_1 + 1$, it follows that $p_2 \leq 3$. By moving to vertex 4 player 1 colors all vertices in $[4, n]$. Since $n \geq 6$, these are at least three vertices, so that vertex 4 is better for player 1 than her current vertex.

□

3.2.2 Monotonically growing cycles

If we require that edges do not disappear over time, then a Nash equilibrium is again guaranteed to exist:

Theorem 6. *On every monotonically growing temporal cycle $\mathcal{C} = ([n], (E_i)_{i \in [\tau]})$ a Nash equilibrium in $\text{Diff}(\mathcal{C}, 2)$ can be found in $\mathcal{O}(\tau \cdot n)$ time.*

Before giving a proof, we introduce some relevant definitions:

Let $\mathcal{P} = ([n], (E_i)_{i \in [\tau]})$ be a temporal path and $v_1, v_2 \in [n]$ with $v_1 \leq v_2$. Let $\ell := v_2 - v_1 + 1$. If ℓ is odd, then we call $m := v_1 + \lfloor \frac{\ell}{2} \rfloor$ the *central vertex* of $[v_1, v_2]$. If ℓ is even, then we call $m_l := v_1 + \frac{\ell}{2} - 1$ and $m_r := v_1 + \frac{\ell}{2}$ *central vertices* of $[v_1, v_2]$.

Without loss of generality, we assume that for a given temporal cycle $\mathcal{C} = ([n], (E_i)_{i \in [\tau]})$, it holds that $\tau > 1$ and that the last two layers differ, i.e., $E_\tau \neq E_{\tau-1}$. Moreover, we assume in

the following that the edge $\{n, 1\}$ always only appears in the last layer, i.e., $\{n, 1\} \notin E_{\tau-1}$. We denote by $\mathcal{F}(\mathcal{C})$ the monotonically growing temporal linear forest that results from deleting the last layer from \mathcal{C} , i.e., $\mathcal{F}(\mathcal{C}) = ([n], (E_i)_{i \in [\tau-1]})$.

For a strategy profile (p_1, p_2) , we write $U_{t,i}(p_1, p_2)$ to denote the set of vertices colored by player i until time step t , and we set $u_{t,i}(p_1, p_2) := |U_{t,i}(p_1, p_2)|$.

Recall that for two vertices $u, v \in V$ we say that u reaches v until step ℓ if $\text{td}(u, v) \leq \ell$. Moreover, we say that u reaches v if $\text{td}(u, v) \leq \tau$.

For the proof of Theorem 6, we will examine two variants of temporal diffusion games, namely, temporal difference diffusion games and temporal lifetime difference diffusion games. In temporal difference diffusion games we modify the player's payoff of the game, while in temporal lifetime difference diffusion we additionally modify the diffusion process.

For the definition of temporal difference diffusion games, let

$$\begin{aligned}\Delta_t(p_1, p_2) &:= u_{t,1}(p_1, p_2) - u_{t,2}(p_1, p_2), \\ \Delta(p_1, p_2) &:= u_1(p_1, p_2) - u_2(p_1, p_2).\end{aligned}$$

A *temporal difference diffusion game* on a temporal graph \mathcal{G} differs from $\text{Diff}(\mathcal{G}, 2)$ only in that the payoff for player 1 is $\Delta(p_1, p_2)$ and the payoff for player 2 is $-\Delta(p_1, p_2)$. Note that the resulting game is a zero-sum game.

A *temporal lifetime difference diffusion game* on a temporal graph \mathcal{G} differs from the temporal difference diffusion game on \mathcal{G} only in that exactly one diffusion step is carried out on the last layer of \mathcal{G} and that the process simply stops afterwards. Given a temporal graph \mathcal{G} , we denote as $\text{dDiff}(\mathcal{G}, 2)$ ($\text{ldDiff}(\mathcal{G}, 2)$) the 2-player temporal difference (lifetime difference) diffusion game on \mathcal{G} .

We start the proof of Theorem 6 by observing that in each temporal diffusion game on a monotonically growing temporal cycle all vertices will be colored in the end and at most two vertices are colored in gray:

Observation 7. *Let \mathcal{C} be a monotonically growing temporal cycle. For every strategy profile (p_1, p_2) , no vertex is uncolored and at most two vertices are colored gray in $\text{Diff}(\mathcal{C}, 2)$.*

Proof. Since \mathcal{C} is monotonically growing, the last layer of \mathcal{C} is a cycle. Consequently, the players continue spreading their color on the last layer of \mathcal{C} until they are stopped by a vertex that is already colored. Since each player starts from only one position, vertices colored by the different players “meet” at exactly two places. At each place, at most one vertex can be colored gray. Clearly, no uncolored vertices remain. \square

The proof of Theorem 6 consists of four parts. Motivated by Observation 7, in Part I, we focus on finding Nash equilibria in temporal difference diffusion games on monotonically growing cycles. In Part II, we formally analyze the relationship between Nash equilibria in temporal difference diffusion games and Nash equilibria in temporal diffusion games. Generally speaking, we prove that for every monotonically growing temporal cycle \mathcal{C} , at least one Nash equilibrium that we found in $\text{dDiff}(\mathcal{C}, 2)$ is also a Nash equilibrium in $\text{Diff}(\mathcal{C}, 2)$. We put together all our results in Part III, where we describe an algorithm that constructs a Nash equilibrium for each monotonically growing temporal cycle. Lastly, in Part IV, we prove several results related to the reachability of vertices that we used in previous parts without proof for the sake of readability.

Part I: Temporal difference diffusion games. We show how to find a Nash equilibrium in a temporal difference diffusion game on a monotonically growing temporal cycle.

We can simplify this problem by considering temporal lifetime difference diffusion games on monotonically growing temporal linear forests as shown in the following lemma:

Lemma 8. *Let $\mathcal{C} = ([n], (E_i)_{i \in [\tau]})$ be a monotonically growing temporal cycle. A strategy profile is a Nash equilibrium in $\text{dDiff}(\mathcal{C}, 2)$ if and only if it is a Nash equilibrium in $\text{ldDiff}(\mathcal{F}(\mathcal{C}), 2)$.*

Proof. Since each player starts spreading her color from one position and since the last layer of \mathcal{C} is a cycle, the players color the same number of vertices from step $\tau - 1$ on. It follows that $\Delta_{\tau-1}(u, v) = \Delta(u, v)$ for all $u, v \in [n]$ on \mathcal{C} . Consequently, a player can improve $\Delta(p_1, p_2)$ by changing her position if and only if she can improve $\Delta_{\tau-1}(p_1, p_2)$ by changing her position. \square

Thus, in the following we focus on temporal lifetime difference diffusion games on monotonically growing temporal linear forests. We will show that there exists a special type of central vertices to which we refer as nice central vertices from which a Nash equilibrium in a temporal lifetime difference diffusion game can be easily constructed. These nice central vertices are defined as follows:

Definition 9. *Let $\mathcal{F} = ([n], (E_i)_{i \in [\tau]})$ be a monotonically growing temporal linear forest. Let R be the maximum number of vertices that are reachable from any vertex in \mathcal{F} until step τ . A vertex v is a nice central vertex if v reaches R vertices until step τ and if v is a central vertex of the set of vertices reachable from v until step τ .*

For an example of a nice central vertex, see Figure 3. Intuitively, it seems to be a good strategy for a player to play on a nice central vertex v , as the vertex colors as many vertices as possible in $\text{ldDiff}(\mathcal{F}, 2)$ (in the absence of a second player “stealing” vertices from him) and the other player can “steal” at most half of the vertices colored by the player (by playing adjacent to her). In fact, we will show that if a player plays on a nice central vertex, she is guaranteed to color at least as many vertices as the other player in $\text{ldDiff}(\mathcal{F}, 2)$.

To prove this, we need the following two lemmas about how the set of vertices reachable by the players determines their payoff. We defer the proof of the two lemmas to Part IV. The first lemma is concerned with the case that for none of the two players is the set of vertices the player reaches a subset of the set of vertices the other player reaches:

Lemma 10. *Let $\mathcal{F} = ([n], (E_i)_{i \in [\tau]})$ be a monotonically growing temporal linear forest. Let $u, v \in [n]$ and let Ω_u and Ω_v be the sets of vertices reachable from u and v in \mathcal{F} . In case that $\Omega_u \not\subseteq \Omega_v$ and $\Omega_v \not\subseteq \Omega_u$, it holds that $\Delta(u, v) = |\Omega_u| - |\Omega_v|$ in $\text{ldDiff}(\mathcal{F}, 2)$.*

The second lemma is concerned with the remaining case where one of the players reaches a superset of vertices reachable by the other player:

Lemma 11. *Let $\mathcal{F} = ([n], (E_i)_{i \in [\tau]})$ be a monotonically growing temporal linear forest. Let $u, v \in [n]$ with $u < v$ and let $\Omega_u = [\alpha_u, \beta_u]$ and $\Omega_v = [\alpha_v, \beta_v]$ be the sets of vertices reachable from u and v in \mathcal{F} . In case that $\Omega_v \subseteq \Omega_u$, it holds that player 1 colors the vertices in $[\alpha_u, u]$ and player 2 colors the vertices in $[v, \beta_u]$ in $\text{ldDiff}(\mathcal{F}, 2)$ for strategy profile (u, v) .*

Using these two lemmas, we are now ready to show that if a player plays on an nice central vertex, then the other player can color at most the same number of vertices.

Lemma 12. *Let $\mathcal{F} = ([n], (E_i)_{i \in [\tau]})$ be a monotonically growing temporal linear forest. If u is a nice central vertex in \mathcal{F} , then $\Delta(u, v) \geq 0$ for all $v \in [n]$ on \mathcal{F} in $\text{ldDiff}(\mathcal{F}, 2)$.*

Proof. Let Ω_u and Ω_v be the sets of vertices reachable from u and v in \mathcal{F} . Let R be the maximum number of vertices that are reachable from any vertex in \mathcal{F} . Since u is a nice central vertex, it cannot hold that $\Omega_u \subset \Omega_v$. We consider two cases. First assume that $\Omega_v \subseteq \Omega_u$. Since u is a central vertex of Ω_u , we conclude by Lemma 11 that player 1 colors at least half the vertices of Ω_u . Thereby, player 2 cannot color more vertices than player 1, so

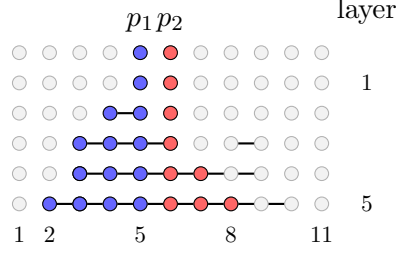


Figure 3: A temporal lifetime difference diffusion game on a monotonically growing temporal linear forest where only one nice central vertex exists. The nice central position is vertex 5 which is the position of player 1. Player 2 colors only one vertex less than player 1 by playing directly next to her on vertex 6. The illustrated strategy profile is a Nash equilibrium.

that $\Delta_\tau(u, v) \geq 0$. Otherwise, it holds that $\Omega_u \not\subseteq \Omega_v$ and $\Omega_v \not\subseteq \Omega_u$. In this case, it holds that $\Delta_\tau(u, v) = |\Omega_u| - |\Omega_v|$ by Lemma 10. Since u is a nice central vertex, v cannot reach more vertices than u , so that $\Delta_\tau(u, v) \geq 0$. \square

In the following, we construct a Nash equilibrium in each temporal lifetime difference diffusion game on a monotonically growing temporal linear forest \mathcal{F} using nice central vertices. Using Lemma 12, it can be easily proven that each strategy profile where both players play on different nice central vertices is a Nash equilibrium:

Lemma 13. *Let \mathcal{F} be monotonically growing temporal linear forest. If u and v are different nice central vertices in \mathcal{F} , then (u, v) is a Nash equilibrium in $\text{ldDiff}(\mathcal{F}, 2)$.*

Proof. Since u and v are both nice central vertices, we conclude by Lemma 12 that $\Delta_\tau(u, v) \geq 0$ and $\Delta_\tau(u, v) \leq 0$, which implies that $\Delta_\tau(u, v) = 0$. Additionally, by Lemma 12, no player can improve her payoff in $\text{ldDiff}(\mathcal{F}, 2)$ by moving to a different position. As a result, (u, v) is a Nash equilibrium in $\text{ldDiff}(\mathcal{F}, 2)$. \square

Next, we show that if only one nice central vertex exists, then the nice central vertex and any vertex adjacent to it form a Nash equilibrium (see Figure 3 for an example). In order to prove that such a strategy profile is always a Nash equilibrium, we need the following Lemma 14 which we show in Part IV.

Lemma 14. *Let $\mathcal{F} = ([n], (E_i)_{i \in [\tau]})$ be a monotonically growing temporal linear forest. Assume that vertex $m \in [n]$ reaches the vertices in $[\alpha, \beta]$ in \mathcal{F} , that m is a central vertex of $[\alpha, \beta]$, and that the number of vertices in $[\alpha, \beta]$ is odd. Then, vertex $m + 1$ reaches at least the vertices in $[\alpha + 1, \beta]$ in \mathcal{F} .*

Using Lemma 14, we show that if player 1 plays on the unique nice central vertex and player 2 plays next to player 1, then player 1 colors exactly one vertex more than player 2. Using this, we prove that the strategy profile is a Nash equilibrium.

Lemma 15. *Let \mathcal{F} be a temporal linear forest. If u is the unique nice central vertex in \mathcal{F} , then (u, v) with $v := u + 1$ is a Nash equilibrium in $\text{ldDiff}(\mathcal{F}, 2)$.*

Proof. Let $\Omega_u = [\alpha_u, \beta_u]$ and Ω_v be the set of vertices u and v reach in \mathcal{F} . Let R be the maximum number of vertices reachable from any vertex in \mathcal{F} .

We start by computing $\Delta(u, v)$ in $\text{ldDiff}(\mathcal{F}, 2)$. By Lemma 14, v reaches at least the vertices in $[\alpha_u + 1, \beta_u]$ which are at least $R - 1$ many. If v would additionally reach $\beta_u + 1$, then v would

be a central vertex of a reachable vertex set of size R . This contradicts that u is the only nice central vertex in \mathcal{F} . Additionally, v cannot reach $\alpha_u - 1$, since otherwise v would reach more than R vertices. We conclude that $\Omega_v \subseteq \Omega_u$. Since there is only one nice central vertex in \mathcal{F} , the number of vertices in Ω_u must be odd. Since u is the only central vertex of Ω_u , $v = u + 1$, and $\Omega_v \subseteq \Omega_u$, we conclude by Lemma 11 that $\Delta(u, v) = 1$.

It remains to show that (u, v) is a Nash equilibrium in $\text{ldDiff}(\mathcal{F}, 2)$. For the sake of contradiction, assume that player 2 can improve her payoff by moving from v to some vertex $v' \in [n]$ reaching the vertices in $\Omega_{v'}$ in \mathcal{F} , that is, $\Delta(u, v') < 1$. We consider two cases.

1. First assume that $\Omega_u \not\subseteq \Omega_{v'}$ and $\Omega_{v'} \not\subseteq \Omega_u$. By Lemma 10, it holds that $\Delta(u, v') = |\Omega_u| - |\Omega_{v'}|$. Since there is only one nice central vertex in \mathcal{F} , it needs to hold that $|\Omega_{v'}| < R$. It follows that $\Delta(u, v') \geq 1$ leading to a contradiction.
2. Otherwise, it holds that $\Omega_u \subseteq \Omega_{v'}$ or $\Omega_{v'} \subseteq \Omega_u$. Since $|\Omega_u| = R$, it cannot hold that $\Omega_u \subseteq \Omega_{v'}$. Consequently, $\Omega_{v'} \subseteq \Omega_u$. Since u is the unique central vertex of Ω_u , we conclude by Lemma 11 that $\Delta(u, v') \geq 1$ leading to a contradiction.

For the sake of contradiction, assume that player 1 can improve her payoff by moving from u to u' reaching the vertices in $\Omega_{u'}$ in \mathcal{F} , that is, $\Delta(u', v) > 1$. We consider two cases.

1. First assume that $\Omega_{u'} \not\subseteq \Omega_v$ and $\Omega_v \not\subseteq \Omega_{u'}$. By Lemma 10, it holds that $\Delta(u', v) = |\Omega_{u'}| - |\Omega_v|$. We showed before that $|\Omega_v| = R - 1$ or $|\Omega_v| = R$. Since R is the maximum number of vertices reachable from any vertex in \mathcal{F} , it holds that $|\Omega_{u'}| \leq R$. Hence, $\Delta(u', v) = |\Omega_{u'}| - |\Omega_v| \leq 1$ leading to a contradiction.
2. Otherwise, it holds that $\Omega_{u'} \subseteq \Omega_v$ or $\Omega_v \subseteq \Omega_{u'}$. First assume that $\Omega_{u'} \subseteq \Omega_v$. Recall that we have argued above that v reaches at least the vertices in $[\alpha_u + 1, \beta_u]$ and at most the vertices in Ω_u and that v plays adjacent to a central vertex of Ω_u . It follows by Lemma 11 that $\Delta(u', v) \leq 1$. Otherwise, $\Omega_v \subseteq \Omega_{u'}$, which implies that $|\Omega_v| = R - 1$ and that $|\Omega_{u'}| = |\Omega_v| + 1$. This implies that v reaches exactly the vertices in $[\alpha_u + 1, \beta_u]$. Recall that R is odd, as there exists a unique nice central vertex in \mathcal{F} . Thus, v is a central vertex of the vertex set it reaches, which implies that player 2 plays either on the central vertex of $\Omega_{u'}$ or directly next to the central vertex of $\Omega_{u'}$. By Lemma 11, in any case, player 1 colors at most one vertex more than player 2, that is, $\Delta(u', v) \leq 1$.

□

We conclude by showing that at least one nice central vertex exists in every monotonically growing temporal linear forest. For this, we use the following lemma, which we prove in Part IV:

Lemma 16. *Let $\mathcal{F} = ([n], (E_i)_{i \in [\tau]})$ be a monotonically growing temporal linear forest and let Ω be the set of vertices that are reachable from some vertex $v \in [n]$ in \mathcal{F} . Let m be a central vertex of Ω . Then, vertex m reaches all vertices in Ω .*

From this lemma, the guaranteed existence of a nice central vertex directly follows:

Lemma 17. *There exists at least one nice central vertex in every monotonically growing temporal linear forest $\mathcal{F} = ([n], (E_i)_{i \in [\tau]})$.*

Proof. We construct a nice central vertex in \mathcal{F} as follows. Let R be the maximum number of vertices reachable from any vertex in \mathcal{F} . Let $v \in [n]$ be a vertex that reaches R vertices. Assume that v reaches vertex set Ω and let m be a central vertex of Ω . By Lemma 16, m reaches all vertices in Ω . Consequently, m reaches R vertices and is a central vertex of its reachable vertex set. □

Using Lemma 13 and Lemma 15, we can find a Nash equilibrium in every temporal lifetime difference diffusion game on a monotonically growing temporal linear forest. Using Lemma 8, these results can be directly extended to temporal difference diffusion games on monotonically growing temporal cycles.

Lemma 18. *Let \mathcal{C} be a monotonically growing temporal cycle.*

1. *If u and v are both nice central vertices in $\mathcal{F}(\mathcal{C})$, then (u, v) is a Nash equilibrium in $\text{dDiff}(\mathcal{C}, 2)$.*
2. *Otherwise, let v be the unique nice central vertex $\mathcal{F}(\mathcal{C})$. Then, $(v, v + 1)$ is a Nash equilibrium in $\text{dDiff}(\mathcal{C}, 2)$.*

Part II: From difference diffusion games to diffusion games. In Part I, we described how to find Nash equilibria in temporal difference diffusion games on monotonically growing temporal cycles based on the notion of nice central vertices. We now prove that for each monotonically growing temporal cycle \mathcal{C} at least one Nash equilibrium in $\text{dDiff}(\mathcal{C}, 2)$, described in Lemma 18, is also a Nash equilibrium in $\text{Diff}(\mathcal{C}, 2)$.

To this end, we prove that in several cases a Nash equilibrium (u, v) in $\text{dDiff}(\mathcal{C}, 2)$ colors at most one vertex in gray. This directly implies that (u, v) is also a Nash equilibrium in $\text{Diff}(\mathcal{C}, 2)$ as proven in the following lemma:

Lemma 19. *Let \mathcal{C} be a monotonically growing temporal cycle. If (u, v) is a Nash equilibrium in $\text{dDiff}(\mathcal{C}, 2)$ and at most one vertex is colored in gray in $\text{Diff}(\mathcal{C}, 2)$ for strategy profile (u, v) , then (u, v) is a Nash equilibrium in $\text{Diff}(\mathcal{C}, 2)$.*

Proof. Without loss of generality and for the sake of contradiction, assume that player 1 gets a higher payoff by moving to vertex u' . Since (u, v) is a Nash equilibrium in $\text{dDiff}(\mathcal{C}, 2)$, the payoff of player 2 increases by at least the same amount. However, since all but at most one vertex is colored by one of the players for (u, v) in $\text{Diff}(\mathcal{C}, 2)$, it is not possible that both players get an additional point. \square

Observing that as soon as the two players play next to each other always only at most one vertex is colored gray, it is possible to identify two easy cases based on Lemma 18 in which a Nash equilibrium can be easily found:

Lemma 20. *Let \mathcal{C} be a monotonically growing temporal cycle.*

1. *If v is the unique nice central vertex in $\mathcal{F}(\mathcal{C})$, then $(v, v + 1)$ is a Nash equilibrium in $\text{Diff}(\mathcal{C}, 2)$.*
2. *Let Ω^* be a maximum set of vertices that are reachable from a vertex in $\mathcal{F}(\mathcal{C})$. If $|\Omega^*|$ is even and u and v are the central vertices of Ω^* , then (u, v) is a Nash equilibrium in $\text{Diff}(\mathcal{C}, 2)$.*

Proof. In both cases the players play on adjacent vertices and the resulting strategy profile is a Nash equilibrium in $\text{dDiff}(\mathcal{C}, 2)$ by Lemma 18. This immediately implies that there exists at most one gray vertex. Applying Lemma 19, the statement follows. \square

It remains to consider the case where there exist two nice central vertices in $\mathcal{F}(\mathcal{C})$ and the size of the maximum set of vertices reachable by any vertex in $\mathcal{F}(\mathcal{C})$ is odd. In this case, there do not always exist two adjacent nice central vertices. However, we can prove that there either exists a pair of nice central vertices such that at most one vertex is colored gray if the players select them or all pairs of nice central vertices are Nash equilibria. To be able to make this distinction, we define the distance between two vertices as follows:

Definition 21. Let $\mathcal{C} = ([n], (E_i)_{i \in [\tau]})$ be a monotonically growing temporal cycle. Let $u, v \in [n]$ with $u < v$. The distances between u and v are defined as $d_1(u, v) := v - u$ and $d_2(u, v) := u + (|V| - v)$.

We start by stating a result describing under what circumstances gray vertices already occur in the first $\tau - 1$ steps of a diffusion process on a monotonically growing temporal cycle, which we show in Part IV.

Lemma 22. Let $\mathcal{F} = ([n], (E_i)_{i \in [\tau]})$ be a monotonically growing temporal linear forest. Let $u, v \in [n]$ with $u < v$ be two nice central vertices in \mathcal{F} , reaching the vertex sets Ω_u and Ω_v with $|\Omega_u| = |\Omega_v|$ being odd. If $\Omega_u \cap \Omega_v \neq \emptyset$, then a vertex in $[u, v]$ is colored gray in $\text{ldDiff}(\mathcal{F}, 2)$ if and only if $d_1(u, v)$ is even.

Using this lemma, we can show that we get two gray vertices on a monotonically growing temporal cycle \mathcal{C} where the maximum number of vertices reachable from any vertex in $\mathcal{F}(\mathcal{C})$ is odd if and only if the distances between the positions of the players are even in both directions:

Lemma 23. Let $\mathcal{C} = ([n], (E_i)_{i \in [\tau]})$ be a monotonically growing temporal cycle. Let R be the maximum number of vertices that are reachable from any vertex in $\mathcal{F}(\mathcal{C})$. Assume that R is odd and that there exist two nice central vertices u and v with $u < v$ in $\mathcal{F}(\mathcal{C})$. Then, two vertices are colored gray for the strategy profile (u, v) in $\text{Diff}(\mathcal{C}, 2)$ if and only if both $d_1(u, v)$ and $d_2(u, v)$ are even.

Proof. Let Ω_u and Ω_v be the sets of vertices that u and v reach in $\mathcal{F}(\mathcal{C})$. Note that as u and v are nice central vertices, it holds that $|\Omega_u| = |\Omega_v|$. We consider two cases. If $\Omega_u \cap \Omega_v = \emptyset$, then player 1 colors the vertices in Ω_u and player 2 colors the vertices in Ω_v until step $\tau - 1$ in $\text{Diff}(\mathcal{C}, 2)$. Since both players color the same number of vertices until step $\tau - 1$ and play on the unique central vertex of the vertices colored by the player, we get two gray vertices for the strategy profile (u, v) in $\text{Diff}(\mathcal{C}, 2)$ if and only if $d_1(u, v)$ and $d_2(u, v)$ are even.

Otherwise, it holds that $\Omega_u \cap \Omega_v \neq \emptyset$. As we assume that $\{1, n\} \notin E_{\tau-1}$ and that $u < v$, it needs to hold that Ω_u and Ω_v intersect in $[u, v]$ (which implies that all vertices in $[u, v]$ are colored after $\tau - 1$ steps in $\text{Diff}(\mathcal{C}, 2)$). By applying Lemma 22, a vertex in $[u, v]$ is colored gray if and only if $d_1(u, v)$ is even. With the same arguments as in the previous case we conclude that a second vertex is colored gray in $\text{Diff}(\mathcal{C}, 2)$ if and only if $d_2(p_1, p_2)$ is even. \square

From Lemma 23 we can conclude the following:

Lemma 24. Let \mathcal{C} be a monotonically growing temporal cycle. Let R be the maximum number of vertices that are reachable from any vertex in $\mathcal{F}(\mathcal{C})$. If R is odd and there exist two different nice central vertices u and v in $\mathcal{F}(\mathcal{C})$ such that $d_1(u, v)$ or $d_2(u, v)$ are odd, then (u, v) is a Nash equilibrium in $\text{Diff}(\mathcal{C}, 2)$.

Proof. By Lemma 23, we can conclude that the strategy profile (u, v) results in only at most one vertex being colored in gray in $\text{Diff}(\mathcal{C}, 2)$. Moreover, by Lemma 18, (u, v) is a Nash equilibrium in $\text{dDiff}(\mathcal{C}, 2)$. Applying Lemma 19 it follows that (u, v) is a Nash equilibrium in $\text{Diff}(\mathcal{C}, 2)$. \square

Thus, it remains to consider the case that the maximum number of vertices that any vertex reaches in $\mathcal{F}(\mathcal{C})$ is odd and that all pairs of nice central vertices have even distance in both directions. However, we prove that in this case, in fact, every pair of nice central vertices is a Nash equilibrium:

Lemma 25. *Let \mathcal{C} be a monotonically growing temporal cycle. Let R be the maximum number of vertices that are reachable from any vertex in $\mathcal{F}(\mathcal{C})$. Assume that R is odd, that at least two different nice central vertices exist in $\mathcal{F}(\mathcal{C})$ and that for all nice central vertices v_1, \dots, v_z , for all $i \neq j \in [1, z]$, the distances $d_1(v_i, v_j)$ and $d_2(v_i, v_j)$ are even. Then, (v_i, v_j) for $i \neq j \in [1, z]$ is a Nash equilibrium in $\text{Diff}(\mathcal{C}, 2)$.*

Proof. Fix some pair of nice central vertices u and v in $\mathcal{F}(\mathcal{C})$. For the sake of contradiction, assume that (u, v) is not a Nash equilibrium in $\text{Diff}(\mathcal{C}, 2)$. Without loss of generality, assume that player 1 can improve her payoff by x by moving to vertex u' .

First of all observe that by Lemma 23 and Observation 7, the strategy profile (u, v) results in exactly two vertices being colored in gray and no vertices being uncolored in $\text{Diff}(\mathcal{C}, 2)$.

Since u and v are both nice central vertices in $\mathcal{F}(\mathcal{C})$ and both players color the same number of vertices in $\text{Diff}(\mathcal{C}, 2)$ after step $\tau - 1$, we conclude by Lemma 18 that (u, v) is a Nash equilibrium in $\text{dDiff}(\mathcal{C}, 2)$ and by Lemma 12 that $\Delta(u, v) = 0$ in $\text{Diff}(\mathcal{C}, 2)$. As (u, v) is a Nash equilibrium in $\text{dDiff}(\mathcal{C}, 2)$, no player can have a deviation where she gains more than the other player. Thus, the payoff for player 2 for (u', v) needs to be at least x higher than her payoff for (u, v) . This directly implies that $x = 1$, as only two vertices are colored gray for the strategy profile (u, v) . Moreover, this implies that $\Delta(u', v) = \Delta(u, v) = 0$ in $\text{Diff}(\mathcal{C}, 2)$ and that the strategy profile (u', v) results in all vertices being colored with color 1 or 2 in $\text{Diff}(\mathcal{C}, 2)$.

Let $\Omega_{u'}$ and Ω_v be the subsets of vertices that u' and v reach in $\mathcal{F}(\mathcal{C})$. We distinguish two cases both leading to a contradiction to the observations from above.

1. First assume that $\Omega_{u'} \subseteq \Omega_v$ or $\Omega_v \subseteq \Omega_{u'}$. Since $|\Omega_v| = R$, it follows that $\Omega_{u'} \subseteq \Omega_v$. As player 2 plays on the only central vertex of Ω_v and since both players color the same number of vertices in $\text{Diff}(\mathcal{C}, 2)$ after step $\tau - 1$, we conclude by Lemma 11 that player 2 colors more vertices than player 1 in $\text{Diff}(\mathcal{C}, 2)$. This contradicts that $\Delta(u', v) = 0$ in $\text{Diff}(\mathcal{C}, 2)$.
2. Otherwise, it holds that $\Omega_{u'} \not\subseteq \Omega_v$ and $\Omega_v \not\subseteq \Omega_{u'}$. By Lemma 10 and since both players color the same number of vertices in $\text{Diff}(\mathcal{C}, 2)$ after step $\tau - 1$, it holds that $\Delta(u', v) = |\Omega_{u'}| - |\Omega_v|$ in $\text{Diff}(\mathcal{C}, 2)$. Since $\Delta(u', v) = 0$ and $|\Omega_v| = R$, it follows that $|\Omega_{u'}| = R$. Let m be the central vertex of $\Omega_{u'}$. By Lemma 16 and as $|\Omega_{u'}| = R$, m reaches exactly the vertices in $\Omega_{u'}$ in $\mathcal{F}(\mathcal{C})$. Thus, by Lemma 10, it holds that $\Delta_{\tau-1}(m, v) = |\Omega_{u'}| - |\Omega_v| = 0$. As at least one edge of the cycle appears only in the last layer, at most one vertex can be colored gray in the first $\tau - 1$ steps. As only one vertex can be colored gray after $\tau - 1$ steps, as $\Delta_{\tau-1}(u', v) = \Delta_{\tau-1}(m, v) = 0$, and as for both strategy profiles exactly the vertices in $\Omega_{u'} \cup \Omega_v$ are colored after $\tau - 1$ steps, it follows that the coloring of the vertices after $\tau - 1$ steps for (m, v) and for (u', v) in $\text{Diff}(\mathcal{C}, 2)$ needs to be the same. This also directly implies that the coloring of all vertices for (m, v) and for (u', v) at the end of $\text{Diff}(\mathcal{C}, 2)$ needs to be the same. Since the strategy profile (u', v) results in no vertices being colored gray, the same holds for the strategy profile (m, v) . However, m and v are both nice central vertices. By our initial assumption, both $d_1(m, v)$ and $d_2(m, v)$ are even. Thus, by Lemma 23, it follows that the strategy profile (m, v) results in two vertices being colored gray, which contradicts our previous observation.

Thus, (u, v) is a Nash equilibrium. □

Hence, as we have exhausted all cases, we have found a Nash equilibrium in every temporal diffusion game on a monotonically growing temporal cycle. Next, we summarize our results in an algorithm.

Algorithm 1 Compute a Nash equilibrium on a monotonically growing cycle.

Input: Monotonically growing temporal cycle $\mathcal{C} = ([n], (E_i)_{i \in [\tau]})$

Output: A Nash equilibrium in $\text{Diff}(\mathcal{C}, 2)$

Let R be the maximum number of vertices that are reachable from any vertex in $\mathcal{F}(\mathcal{C})$.

1. If R is even, then return the two central vertices of a size- R vertex set that is reachable from some vertex in $\mathcal{F}(\mathcal{C})$.
 2. If R is odd, then let $\Omega_1, \dots, \Omega_z$ be the size- R vertex sets that are reachable from some vertices in $\mathcal{F}(\mathcal{C})$ and let v_1, v_2, \dots, v_z be the central vertices of these vertex sets.
 - (a) If $z \geq 2$:
 - i. If there is a pair $v_i \neq v_j$ such that $d_1(v_i, v_j)$ or $d_2(v_i, v_j)$ is odd, then return (v_i, v_j) .
 - ii. Otherwise, return (v_1, v_2) .
 - (b) Otherwise, return $(v_1, v_1 + 1)$.
-

Part III: The algorithm. We claim that Algorithm 1 returns a Nash equilibrium for every temporal diffusion game on a monotonically growing temporal cycle in $\mathcal{O}(n \cdot \tau)$ time.

We show the correctness of Algorithm 1 in Lemma 26 and prove its running time in Lemma 27.

Lemma 26. *Algorithm 1 returns a Nash equilibrium for every temporal diffusion game on a monotonically growing temporal cycle \mathcal{C} .*

Proof. First of all, note that by Lemma 18, every strategy profile returned by Algorithm 1 is a Nash equilibrium in $\text{dDiff}(\mathcal{C}, 2)$. In the following, we iterate over all cases of Algorithm 1 and argue that Algorithm 1 always returns a Nash equilibrium in $\text{Diff}(\mathcal{C}, 2)$.

In Case 1 and Case 2b, Lemma 20 applies.

Otherwise a strategy profile returned by Algorithm 1 falls under Case 2a. Consequently, at least two nice central vertices exist in $\mathcal{F}(\mathcal{C})$. In Case 2(a)i, the players play on nice central vertices with odd distance in at least one direction. Thus, Lemma 24 applies. Considering Case 2(a)ii, all pairs of nice central vertices in $\mathcal{F}(\mathcal{C})$ have even distance in both directions. Thus, Lemma 25 applies. \square

Lemma 27. *Let $\mathcal{C} = ([n], (E_i)_{i \in [\tau]})$ be a monotonically growing temporal cycle of size n . Algorithm 1 on \mathcal{C} runs in $\mathcal{O}(n \cdot \tau)$ time.*

Proof. First, we need to compute R . To do so, we compute for each vertex v the set of vertices that v reaches in $\mathcal{F}(\mathcal{C})$. This can be done in $\mathcal{O}(\tau)$ for each vertex. Subsequently, we compute the central vertex of each distinct set of vertices of size R reachable by some vertex, which can be done in constant time.

Additional computation is only needed in Case 2a where we know that R is odd and $z \geq 2$. If the number n of vertices in \mathcal{C} is odd, then for each $u, v \in V$ either $d_1(u, v)$ or $d_2(u, v)$ is odd. Consequently, if n is odd, then (v_1, v_2) is a solution for Case 2(a)i. Otherwise, n is even. It follows that for all v_i, v_j with $i \neq j \in [1, z]$, $d_1(v_i, v_j)$ is even if and only if $d_2(v_i, v_j)$ is even. Thus, it is enough to consider the distances between two nice central vertices in one direction. Without loss of generality, assume that $v_1 < v_i$ with $i \in [2, z]$. We compute all distances $d_1(v_1, v_i)$. If $d_1(v_1, v_i)$ is odd, then we found a solution. Otherwise, $d_1(v_1, v_i)$ is even for all $i \in [2, z]$. However, this directly implies that $d_1(v_j, v_i)$ is even for all $i \neq j \in [2, z]$. Thus,

all nice central positions have even distance in both directions, so that Case 2(a)ii holds. We summarize that for Case 2(a)i and Case 2(a)ii we only have to compute the distances between v_1 and all other nice central vertices v_i with $i \in [2, z]$. This can be done in $\mathcal{O}(z)$ -time.

Altogether, Algorithm 1 runs in $\mathcal{O}(\tau \cdot n)$ -time. \square

Theorem 6 now directly follows from Lemma 26 and Lemma 27.

It remains to prove the reachability related statements from Parts I and II.

Part IV: Filling the gaps. We prove five lemmas, which are all concerned with temporal distances of vertices in temporal lifetime difference diffusion games on monotonically growing temporal linear forests: Lemmas 10, 11, 14, 16 and 22.

In the following, for a temporal linear forest $\mathcal{F} = ([n], (E_i)_{i \in [\tau]})$ and two vertices $u, v \in [n]$, let $d(u, v) := |v - u|$.

Before we prove the lemmas, we make some observations on a situation where we can conclude from some given assumptions that a certain vertex has to reach another vertex (until a certain step):

Observation 28. *Let $\mathcal{F} = ([n], (E_i)_{i \in [\tau]})$ be a monotonically growing temporal linear forest. Let $u, v \in [n]$ with $u < v$. Assume that u reaches the vertex α . If v reaches u until step $\tau - d(\alpha, u)$, then v reaches vertex α .*

Proof. Vertex u reaches α and edges in \mathcal{F} do not disappear over time, as \mathcal{F} is monotonically growing. At least $d(\alpha, u)$ steps are necessary in order to reach α from u . Consequently, every vertex reaching u until step $\tau - d(\alpha, u)$ also reaches α . \square

For two vertices $u < v$ at latest in step $td(u, v)$, v begins reaching one vertex to the left of v from $[u, v - 1]$ each step:

Observation 29. *Let $\mathcal{F} = ([n], (E_i)_{i \in [\tau]})$ be a monotonically growing temporal linear forest and let $u, v \in [n]$ with $u < v$. Then, for $i \in [1, v - u]$, it holds that v reaches $v - i$ latest in step $td(u, v) + i - 1$.*

Proof. In step $td(u, v)$ and all succeeding steps, all edges between u and v need to exist. Thus, latest in step $td(u, v) - 1$ and all succeeding steps, v reaches one additional vertex in $[u, v - 1]$ each step. \square

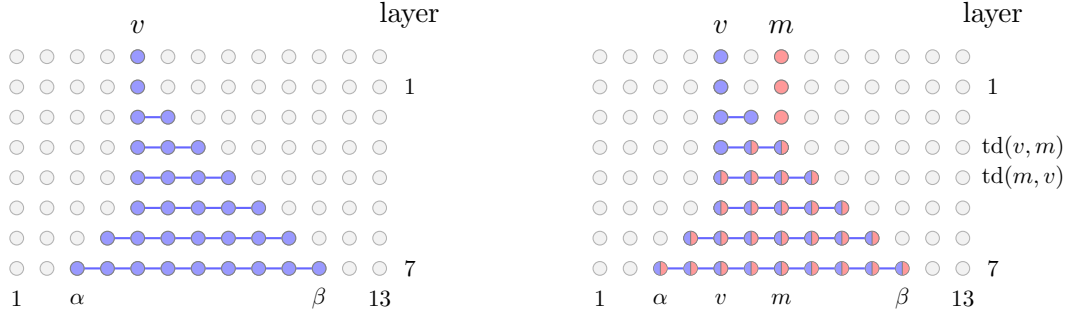
We now show that assuming that for two vertices $u < v$, vertex u reaches a vertex α that v does not reach, then after v has reached u , v continues reaching one vertex to the left of u every step.

Observation 30. *Let $\mathcal{F} = ([n], (E_i)_{i \in [\tau]})$ be a monotonically growing temporal linear forest and let $u, v \in V$ with $u < v$. Assume that u reaches a vertex $\alpha < u$ until step τ which v does not reach until τ . Then, for $i \in [1, u - \alpha - 1]$, v reaches $u - i$ in step $td(v, u) + i$.*

Proof. As v does not reach α but as u reaches α until step τ , we conclude that u reaches every vertex in $[\alpha, u]$ before v reaches them. Since additionally, edges do not disappear over time, we conclude that after v has reached u , v continues reaching one vertex to the left every step. \square

We conclude our series of observations with the following:

Observation 31. *Let $\mathcal{F} = ([n], (E_i)_{i \in [\tau]})$ be a monotonically growing temporal linear forest. Let $u, m, v \in V$ with $u \leq m \leq v$. Assume that u reaches a vertex $\alpha < u$ until step τ which v does not reach until τ .*



(a) Assuming that v reaches the vertices in $[\alpha, \beta]$, v must have reached certain vertices in previous steps. These vertices are colored in blue in the respective layers. By the assumption that v reaches the blue colored vertices, we conclude that the blue colored edges must exist in the temporal graph.

(b) This figure illustrates that the central vertex m of $[\alpha, \beta]$ reaches all vertices in $[\alpha, \beta]$ using only edges that need to exist by the assumption that v reaches $[\alpha, \beta]$. The vertices reachable from m are colored in red. Step $\text{td}(v, m)$ is the step in which v reaches m and step $\text{td}(m, v)$ the step in which m reaches v .

Figure 4: Illustration for the proof of Lemma 16.

1. Assume that v reaches m before u . Then, for $i \in [1, m - \alpha - 1]$, v reaches $m - i$ latest in step $\text{td}(u, m) - 1 + i$.
2. Assume that v reaches m in the same step as u or before. Then, for $i \in [1, m - \alpha - 1]$, v reaches $m - i$ latest in step $\text{td}(u, m) + i$.

Proof. By Observation 29, latest in step $\text{td}(u, m) - 1$, m begins reaching a vertex in $[u, m]$ every step. Assume that v reaches m before u , i.e., latest in step $\text{td}(u, m) - 1$. Then, latest in step $\text{td}(u, m) - 1$, v begins reaching a vertex in $[u, m]$ every step. By Observation 30, as soon as v has reached u , v continues reaching one vertex to the left every step. We conclude that latest in step $\text{td}(u, m) - 1$, v begins reaching one vertex to the left of m every step. The proof for Case 2 only differs in that we initially observe that latest in step $\text{td}(u, m)$, m begins reaching a vertex in $[u, m]$ every step. \square

We start by proving that the central vertex of a set Ω of vertices that some vertex v reaches also reaches all vertices in Ω (Lemma 16):

Fix some $v \in [n]$. Let $\Omega = [\alpha, \beta]$ be the set of vertices v reaches in \mathcal{F} and m a central vertex of Ω . For an intuition why Lemma 16 holds, see the temporal linear forest \mathcal{F} in Figure 4. Since \mathcal{F} is monotonically growing and since v reaches the vertices in $[\alpha, \beta]$, we can conclude that certain edges must exist in \mathcal{F} . We mark these edges whose existence we can directly conclude from the fact that v reaches $[\alpha, \beta]$ in Figure 4a. Considering this illustration, it is easy to see that, by the marked edges, the central vertex m of $[\alpha, \beta]$ is also able to reach all vertices in $[\alpha, \beta]$.

Lemma 16. *Let $\mathcal{F} = ([n], (E_i)_{i \in [\tau]})$ be a monotonically growing temporal linear forest and let Ω be the set of vertices that are reachable from some vertex $v \in [n]$ in \mathcal{F} . Let m be a central vertex of Ω . Then, vertex m reaches all vertices in Ω .*

Proof. Let $\Omega = [\alpha, \beta]$. We can assume that $v \leq m$ because of the following symmetry. If the number of vertices in $[\alpha, \beta]$ is odd, then there is only one central vertex in $[\alpha, \beta]$. Consequently, the case $v \leq m$ is analogous to the case $v \geq m$. If the number of vertices in $[\alpha, \beta]$ is even, then let m_l and m_r be the central vertices of $[\alpha, \beta]$ such that $m_l < m_r$. We can divide the proof into two cases, that is, either $v \leq m_l$ or $v \geq m_r$. For both cases we have to show that both central



(a) Assuming that m is a central vertex of the reachable vertex set $[\alpha, \beta]$, m reaches all blue colored vertices. The blue colored edges are the edges that must exist by the assumption that m reaches the vertices in $[\alpha, \beta]$.

(b) Vertex $m+1$ reaches all vertices in $[\alpha+1, \beta]$ via edges that need to exist by the assumption that m reaches $[\alpha, \beta]$. The vertices reachable from $m+1$ are colored in red.

Figure 5: Illustration for the proof of Lemma 14.

vertices m_r and m_l reach all vertices in $[\alpha, \beta]$. Because of symmetry, it is enough to prove this for $v \leq m_l$.

We first show that $\text{td}(m, v) \leq \tau - d(\alpha, v)$. By Observation 29, it holds that:

$$\text{td}(m, v) \leq \text{td}(v, m) - 1 + d(v, m). \quad (1)$$

Since v reaches β and since v has to pass m in order to reach β , we conclude that v reaches m no later than in step $\tau - d(m, \beta)$. Thus, $\text{td}(v, m) \leq \tau - d(m, \beta)$. Applying this to Equation (1), we get

$$\text{td}(m, v) \leq \tau - d(m, \beta) - 1 + d(v, m). \quad (2)$$

Since m is a central vertex of $[\alpha, \beta]$, it holds that $d(m, \beta) \geq d(\alpha, m) - 1$. Applying Equation (2), we get

$$\begin{aligned} \text{td}(m, v) &\leq \tau - (d(\alpha, m) - 1) - 1 + d(v, m) \\ &= \tau - d(\alpha, m) + d(v, m). \end{aligned} \quad (3)$$

Since $\alpha \leq v \leq m$, it holds that $d(\alpha, m) - d(v, m) = d(\alpha, v)$. With Equation (3), we conclude that $\text{td}(m, v) \leq \tau - d(\alpha, v)$.

Since m reaches v no later than in step $\tau - d(\alpha, v)$, we conclude by Observation 28 that m reaches all vertices in $[\alpha, m]$. Since v reaches the vertices in $[m, \beta]$ and since $v \leq m$, it is clear that also m reaches the vertices in $[m, \beta]$. We conclude that m reaches all vertices in $[\alpha, \beta]$. \square

In the following, we show Lemma 14 using a similar argument as for Lemma 16 (see Figure 5 for an illustration).

Lemma 14. *Let $\mathcal{F} = ([n], (E_i)_{i \in [\tau]})$ be a monotonically growing temporal linear forest. Assume that vertex $m \in [n]$ reaches the vertices in $[\alpha, \beta]$ in \mathcal{F} , that m is a central vertex of $[\alpha, \beta]$, and that the number of vertices in $[\alpha, \beta]$ is odd. Then, vertex $m+1$ reaches at least the vertices in $[\alpha+1, \beta]$ in \mathcal{F} .*

Proof. Since m reaches all vertices in $[m+1, \beta]$ and since $m < m+1$, clearly also $m+1$ reaches the vertices in $[m+1, \beta]$. In the following, we prove that $m+1$ reaches m until step $\tau - d(\alpha+1, m)$ from which it follows that $m+1$ reaches $\alpha+1$ by Observation 28.

Since m reaches β , it follows that m reaches $m+1$ latest in step $\tau - d(m+1, \beta)$. Consequently, edge $\{m, m+1\}$ exists in step $\tau - d(m+1, \beta)$. Thus, also $m+1$ reaches m latest in step $\tau - d(m+1, \beta)$. Since m is the only central vertex of $[\alpha, \beta]$, it holds that $d(m+1, \beta) = d(\alpha+1, m)$. As a result, vertex $m+1$ reaches m until step $\tau - d(\alpha+1, m)$. \square

The last two remaining lemmas from Part I are Lemma 10 and Lemma 11 both concerned with how the subsets of vertices reachable by the players determine their payoff in a temporal lifetime difference diffusion game. We start by proving the easier of the two, that is, Lemma 11.

Lemma 11. *Let $\mathcal{F} = ([n], (E_i)_{i \in [\tau]})$ be a monotonically growing temporal linear forest. Let $u, v \in [n]$ with $u < v$ and let $\Omega_u = [\alpha_u, \beta_u]$ and $\Omega_v = [\alpha_v, \beta_v]$ be the sets of vertices reachable from u and v in \mathcal{F} . In case that $\Omega_v \subseteq \Omega_u$, it holds that player 1 colors the vertices in $[\alpha_u, u]$ and player 2 colors the vertices in $[v, \beta_u]$ in $\text{ldDiff}(\mathcal{F}, 2)$ for strategy profile (u, v) .*

Proof. We first show that $\beta_u = \beta_v$. Since $\Omega_v \subseteq \Omega_u$, it is clear that $\beta_u \geq \beta_v$. Since $u < v$ and u reaches β_u , it follows that v also reaches β_u .

Observing that Player 1 clearly cannot color any vertex $w > v$ and player 2 cannot color any vertex $w < u$, the statement follows. \square

The last remaining open lemma from Part I is Lemma 10 for which the proof is a bit more involved:

Lemma 10. *Let $\mathcal{F} = ([n], (E_i)_{i \in [\tau]})$ be a monotonically growing temporal linear forest. Let $u, v \in [n]$ and let Ω_u and Ω_v be the sets of vertices reachable from u and v in \mathcal{F} . In case that $\Omega_u \not\subseteq \Omega_v$ and $\Omega_u \not\supseteq \Omega_v$, it holds that $\Delta(u, v) = |\Omega_u| - |\Omega_v|$ in $\text{ldDiff}(\mathcal{F}, 2)$.*

Note that in case that it holds that $\Omega_u \cap \Omega_v = \emptyset$, each player colors exactly the vertices the player reaches. From this, the statement follows. Thus, it remains to consider strategy profiles with $\Omega_u \cap \Omega_v \neq \emptyset$ and $\Omega_u \not\subseteq \Omega_v$ and $\Omega_v \not\subseteq \Omega_u$. The key to proving that in this case it holds that $\Delta_\tau(u, v) = |\Omega_u| - |\Omega_v|$ is that both players color the same number of vertices in $\Omega_u \cap \Omega_v$:

Lemma 32. *Let $\mathcal{F} = ([n], (E_i)_{i \in [\tau]})$ be a monotonically growing temporal linear forest. Let $u, v \in [n]$ with $u < v$ and let Ω_u and Ω_v be the sets of vertices u and v reach in \mathcal{F} . Assume that $\Omega_u \cap \Omega_v \neq \emptyset$, $\Omega_u \not\subseteq \Omega_v$, and $\Omega_v \not\subseteq \Omega_u$. Then, the players color the same number of vertices in $\Omega_u \cap \Omega_v$ in $\text{ldDiff}(\mathcal{F}, 2)$ for the strategy profile (u, v) .*

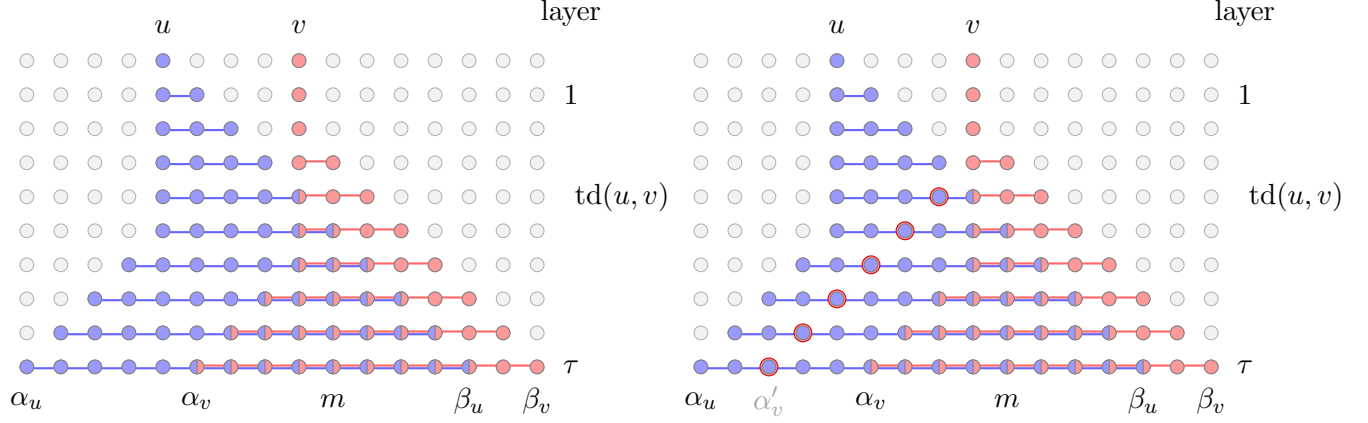
In order to show Lemma 32, we prove two lemmas that are associated with the central vertex (vertices) of $\Omega_u \cap \Omega_v$. In Lemma 33, we show that in any case the central vertex (vertices) of $\Omega_u \cap \Omega_v$ are in between the positions of the players. In Lemma 34, we show that if the number of vertices in $\Omega_u \cap \Omega_v$ is even, then each player reaches the central vertex of $\Omega_u \cap \Omega_v$ that is closer to her before the other player. For the odd case, we prove that the central vertex of $\Omega_u \cap \Omega_v$ is reached from both players at the same time. By Lemma 33 and Lemma 34, we can conclude that the players color the same number of vertices in $\Omega_u \cap \Omega_v$.

Using Observation 29 and Observation 30, we prove Lemma 33 (see Figure 6 for the illustration of an incorrect counterexample):

Lemma 33. *Let $\mathcal{F} = ([n], (E_i)_{i \in [\tau]})$ be a monotonically growing temporal linear forest. Let $u, v \in [n]$ with $u < v$ and let Ω_u and Ω_v be the sets of vertices that u and v reach in \mathcal{F} . Assume that $\Omega_u \cap \Omega_v \neq \emptyset$, $\Omega_u \not\subseteq \Omega_v$, and $\Omega_v \not\subseteq \Omega_u$.*

1. *If the number of vertices in $\Omega_u \cap \Omega_v$ is odd and if m is the central vertex of $\Omega_u \cap \Omega_v$, then $u < m < v$.*
2. *Otherwise, let m_l and m_r with $m_l < m_r$ be the central vertices of $\Omega_u \cap \Omega_v$. It holds that $u \leq m_l < m_r \leq v$.*

Proof. Assume that $\Omega_u = [\alpha_u, \beta_u]$ and $\Omega_v = [\alpha_v, \beta_v]$. Since $u < v$, it follows that $\Omega_u \cap \Omega_v = [\alpha_v, \beta_u]$. Because of symmetry, it is enough to show that $m < v$ holds if the number of vertices



(a) We assume that u reaches the vertices $[\alpha_u, \beta_u]$ and that v reaches the vertices $[\alpha_v, \beta_v]$. From this, we can conclude that vertex u (vertex v) reaches all vertices marked in blue (red) in the respective step. Moreover, we can conclude that all blue and red edges need to exist. For the sake of contradiction, we chose u and v such that the central vertex m of the vertices that both players reach is not in between the positions of the players.

(b) This figure illustrates the contradiction in the example from Figure 6a. By the blue edges, v also reaches some non-red vertices, i.e., all vertices until α'_v . This contradicts that v reaches only the red vertices.

Figure 6: Illustration of an incorrect counterexample for the proof of Lemma 33. We illustrate the assumptions that we make in Figure 6a and the resulting contradiction in Figure 6b.

in $\Omega_u \cap \Omega_v$ is odd and that $m_r \leq v$ holds if the number of vertices in $\Omega_u \cap \Omega_v$ is even. If u does not reach v , that is $\beta_u < v$, then it is clear that also $m < v$ and $m_r < v$ hold. Thus, we assume in the following that u reaches v , that is $v \leq \beta_u$.

Since v does not reach α_u , by Observation 29 and Observation 30, for $i \in [1, v - \alpha_v]$ latest in step $\text{td}(u, v) + i$ v reaches $v - i$. Since u passes v in order to reach β_u , at least $d(v, \beta_u)$ steps follow step $\text{td}(u, v)$. As a result, v reaches at least $d(v, \beta_u) + 1$ vertices to the left of v . We conclude that $d(\alpha_v, v) > d(v, \beta_u)$. We consider two cases depending on the number of vertices in $\Omega_u \cup \Omega_v = [\alpha_v, \beta_u]$.

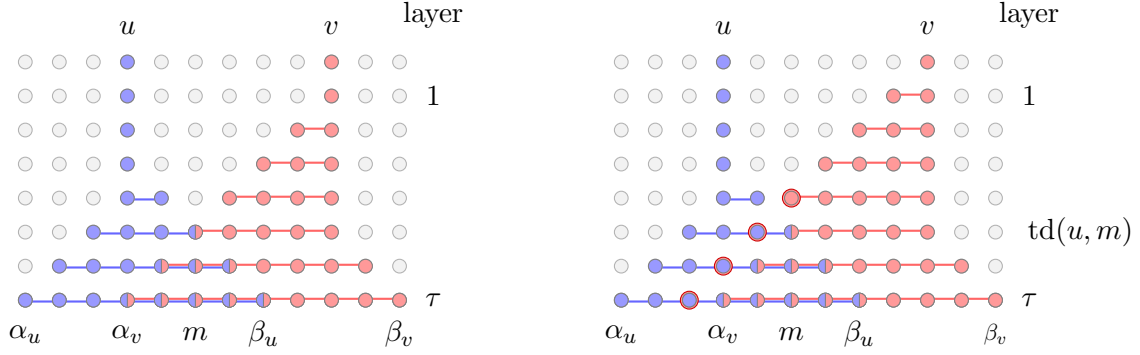
1. First, assume that the number of vertices in $[\alpha_v, \beta_u]$ is odd. For the sake of contradiction, assume that $v \leq m$. Since m is the central vertex of $[\alpha_v, \beta_u]$ it follows that $d(\alpha_v, v) \leq d(v, \beta_u)$, which contradicts that $d(\alpha_v, v) > d(v, \beta_u)$.
2. Otherwise, the number of vertices in $[\alpha_v, \beta_u]$ is even. For the sake of contradiction assume that $v \leq m_l$. Since m_l is the central vertex of $[\alpha_v, \beta_u]$ that is closer to α_v , it follows that $d(\alpha_v, v) < d(v, \beta_u)$. This contradicts that $d(\alpha_v, v) > d(v, \beta_u)$.

□

We now prove Lemma 34 (see Figure 7 for an illustration).

Lemma 34. *Let $\mathcal{F} = ([n], (E_i)_{i \in [\tau]})$ be a monotonically growing temporal linear forest. Let $u, v \in [v]$ with $u < v$ and let Ω_u and Ω_v be the sets of vertices that u and v reach in \mathcal{F} . Assume that $\Omega_u \cap \Omega_v \neq \emptyset$, $\Omega_u \not\subseteq \Omega_v$, and $\Omega_v \not\subseteq \Omega_u$.*

- (i) *If the number of vertices in $\Omega_u \cap \Omega_v$ is odd, then the central vertex m of $\Omega_u \cap \Omega_v$ is reached from u and v in the same step.*



(a) We assume that u reaches the vertices $[\alpha_u, \beta_u]$ and that v reaches the vertices $[\alpha_v, \beta_v]$. From this, we can conclude that vertex u (vertex v) reaches all vertices marked in blue (red) in the respective step. Moreover, we can conclude that all blue and red edges need to exist. Note that here both players reach the center vertex m of the set of vertices both players reach in the same step.

(b) For the sake of contradiction, we modify the example from Figure 7a and add an edge such that v reaches m before u . However, then v would additionally reach $\alpha_v - 1$ contradicting that v reaches only vertices colored in red.

Figure 7: Illustrations for the proof of Lemma 34.

(ii) Otherwise, let m_l and m_r with $m_l < m_r$ be the central vertices of $\Omega_u \cap \Omega_v$. Then, m_l is reached from u before it is reached from v , and m_r is reached from v before it is reached from u .

Proof. Assume that $\Omega_u = [\alpha_u, \beta_u]$ and $\Omega_v = [\alpha_v, \beta_v]$. Since we assume that $u < v$, it follows that $\Omega_u \cap \Omega_v = [\alpha_v, \beta_u]$. We consider the two cases from the lemma separately.

First, assume that the number of vertices in $\Omega_u \cap \Omega_v$ is odd. By Lemma 33, it holds that $u < m < v$. Without loss of generality and for the sake of contradiction, assume that v reaches m before u . Since u passes m in order to reach β_u , at least $d(m, \beta_u)$ steps follow step $\text{td}(u, m)$. Consequently, since v does not reach α_u , by Observation 31, v reaches at least $d(m, \beta_u) + 1$ vertices to the left of m until step τ . The leftmost reachable vertex from v is α_v . It follows that $d(\alpha_v, m) \geq d(m, \beta_u) + 1$. This contradicts that m is the only central vertex of $[\alpha_v, \beta_u]$.

Second, assume that the number of vertices in $\Omega_u \cap \Omega_v$ is even. By Lemma 33, it holds that $u \leq m_l < m_r \leq v$. Without loss of generality and for the sake of contradiction, assume that v reaches m_l in the same step as u or before. Since u passes m_l in order to reach β_u , at least $d(m_l, \beta_u)$ steps follow the step in which u reaches m_l . As a result, since v does not reach α_u , by Observation 31, v reaches at least $d(m_l, \beta_u)$ vertices to the left of m_l . The leftmost reachable vertex from v is α_v . It follows that $d(\alpha_v, m_l) \geq d(m_l, \beta_u)$. This contradicts that m_l is the central vertex of $[\alpha_v, \beta_u]$ that is closer to α_v . \square

By Lemma 33 and Lemma 34, it is easy to conclude that the players color the same number of vertices in the subset of vertices that both players reach:

Lemma 32. Let $\mathcal{F} = ([n], (E_i)_{i \in [\tau]})$ be a monotonically growing temporal linear forest. Let $u, v \in [n]$ with $u < v$ and let Ω_u and Ω_v be the sets of vertices u and v reach in \mathcal{F} . Assume that $\Omega_u \cap \Omega_v \neq \emptyset$, $\Omega_u \not\subseteq \Omega_v$, and $\Omega_v \not\subseteq \Omega_u$. Then, the players color the same number of vertices in $\Omega_u \cap \Omega_v$ in $\text{ldDiff}(\mathcal{F}, 2)$ for the strategy profile (u, v) .

Proof. Let $\Omega_u \cap \Omega_v = [\alpha_v, \beta_u]$. We distinguish two cases.

First, assume that the number of vertices in $\Omega_u \cap \Omega_v$ is odd with central vertex m . By Lemma 34, the players reach vertex m at the same time and, thus, m is colored gray. Since by Lemma 33, it holds that $u < m < v$, it follows that player 1 colors the vertices in $[\alpha_v, m-1]$ and player 2 colors the vertices in $[m+1, \beta_u]$. Since m is the central vertex of $[\alpha_v, \beta_u]$, the players color the same number of vertices in $[\alpha_v, \beta_u]$.

Otherwise, the number of vertices in $[\alpha_v, \beta_u]$ is even. Let m_l and m_r with $m_l < m_r$ be the central vertices of $\Omega_u \cap \Omega_v$. By Lemma 34, player 1 reaches m_l before player 2 and player 2 reaches m_r before player 1. Since by Lemma 33, it holds that $u \leq m_l < m_r \leq v$, it follows that player 1 colors the vertices in $[\alpha_v, m_l]$ and that player 2 colors the vertices in $[m_r, \beta_u]$. Consequently, the players color the same number of vertices in $[\alpha_v, \beta_u]$. \square

Using Lemma 32, it is now easy to prove Lemma 10.

Proof of Lemma 10. If $\Omega_u \cap \Omega_v = \emptyset$, each player colors exactly the vertices the player reaches until step τ .

Otherwise, it holds that $\Omega_u \cap \Omega_v \neq \emptyset$ and $\Omega_u \not\subseteq \Omega_v$ and $\Omega_v \not\subseteq \Omega_u$. By Lemma 32, the players color the same number of vertices in $\Omega_u \cap \Omega_v$. Clearly, player 1 colors all vertices in $\Omega_u \setminus (\Omega_u \cap \Omega_v)$ and player 2 colors all vertices in $\Omega_v \setminus (\Omega_u \cap \Omega_v)$. We conclude that also in this case, it holds that $\Delta(u, v) = u_1(u, v) - u_2(u, v) = |\Omega_u| - |\Omega_v|$ in $\text{ldDiff}(\mathcal{F}, 2)$. \square

It remains to prove our last remaining open lemma, i.e., Lemma 22 from Part II:

Lemma 22. *Let $\mathcal{F} = ([n], (E_i)_{i \in [\tau]})$ be a monotonically growing temporal linear forest. Let $u, v \in [n]$ with $u < v$ be two nice central vertices in \mathcal{F} , reaching the vertex sets Ω_u and Ω_v with $|\Omega_u| = |\Omega_v|$ being odd. If $\Omega_u \cap \Omega_v \neq \emptyset$, then a vertex in $[u, v]$ is colored gray in $\text{ldDiff}(\mathcal{F}, 2)$ if and only if $d_1(u, v)$ is even.*

Proof. Let R be the maximum number of vertices that are reachable from any vertex in \mathcal{F} . Since u and v are both nice central vertices, it holds that $|\Omega_u| = |\Omega_v| = R$. Consequently, $\Omega_u \not\subseteq \Omega_v$ and $\Omega_v \not\subseteq \Omega_u$. Since R is odd and since each vertex set of odd size has only one central vertex, it follows that $\Omega_u \neq \Omega_v$. We conclude that $\Omega_u \cap \Omega_v \neq \emptyset$, $\Omega_u \not\subseteq \Omega_v$ and $\Omega_v \not\subseteq \Omega_u$.

Assume that $\Omega_u = [\alpha_u, \beta_u]$ and $\Omega_v = [\alpha_v, \beta_v]$. Since $\Omega_u \cap \Omega_v \neq \emptyset$, it holds that $d(u, v) = d(u, \beta_u) + d(\alpha_v, v) - d(\alpha_v, \beta_u)$. Since u and v are the only central vertices of Ω_u and Ω_v and since $|\Omega_u| = |\Omega_v|$, $d(u, \beta_u) = d(\alpha_v, v)$ holds. Consequently, $d(u, \beta_u) + d(\alpha_v, v)$ is even. Hence, $d(u, v)$ is even if and only if $d(\alpha_v, \beta_u)$ is even. By Lemma 33 and Lemma 34, a vertex in $[u, v]$ is colored gray if and only if $d(\alpha_v, \beta_u)$ is even. We conclude that a vertex in $[u, v]$ is colored gray if and only if $d(u, v)$ is even. \square

3.2.3 Monotonically shrinking cycles

The example in Figure 2 can be modified to show that enforcing edges to only disappear over time is not enough to guarantee the existence of a Nash equilibrium on a temporal cycle (as in the case of temporal paths).

Theorem 35. *There is a monotonically shrinking temporal cycle \mathcal{C} with two layers such that there is no Nash equilibrium in $\text{Diff}(\mathcal{C}, 2)$.*

Proof. We prove the theorem by considering a temporal cycle similar to the monotonically shrinking temporal path without Nash equilibrium used in Theorem 4 (see Figure 8).

Let $\mathcal{C} = ([11], E_1, E_2)$ with $E_1 = \{\{i, i+1\} \mid i \in [10]\} \cup \{\{1, 11\}\}$ and $E_2 = E_1 \setminus \{\{1, 2\}, \{3, 4\}, \{9, 10\}, \{10, 11\}, \{11, 1\}\}$. For the sake of contradiction, let (p_1, p_2) be a Nash equilibrium in $\text{Diff}(\mathcal{C}, 2)$.

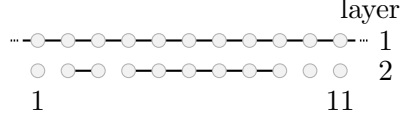


Figure 8: A monotonically shrinking temporal cycle \mathcal{C} for which no Nash equilibrium in $\text{Diff}(\mathcal{C}, 2)$ exists.

1. $p_1 \in [2]$ or $p_2 \in [2]$: Let $p_1 = i \in [2]$. Then there exist two best responses of player 2, that is vertex 3 and vertex 10: If $p_2 = 3$, then player 1 can improve by deviating to vertex 4. If $p_2 = 10$, then player 1 can improve by moving to vertex 9.
2. $p_1 \in [3, 4]$ or $p_2 \in [3, 4]$: Let $p_1 = i \in [3, 4]$. Then, $p_2 = i + 1$ is the unique best response of player 2. Player 1 can improve by moving to vertex $i + 2$.
3. $p_1 = 10$ or $p_2 = 10$: Let $p_1 = 10$. Then, $p_2 = 9$ is the unique best response of player 2. Player 1 can improve by moving to vertex 8.
4. $p_1 = 11$ or $p_2 = 11$: Let $p_1 = 11$. Then, $p_2 = 3$ or $p_2 = 4$ are the best responses of player 2. In both cases, Player 1 can improve by moving to vertex 5.
5. $p_1 \in [5, 9]$ and $p_2 \in [5, 9]$: If $p_1 = i \in [5, 6]$, then $p_2 = i + 1$ is the unique best response of player 2 from $[5, 9]$. Player 1 can improve by choosing vertex 4. If $p_1 = 7$, then $p_2 = 4$ is the unique best response. If $p_1 \in [8, 9]$, then the best responses of player 2 from $[5, 9]$ is $p_2 = i - 1$. Player 1 can improve by choosing vertex 4.

□

4 Temporal Voronoi games

In this section, we study temporal Voronoi games. In contrast to temporal diffusion games, here, the color of a vertex v is determined solely by the temporal distances from the players' positions to v .

4.1 Monotonically shrinking paths and cycles

In Section 2, we observed that temporal diffusion games and temporal Voronoi games might already differ on a simple temporal path. In contrast to this, both games are equivalent on monotonically shrinking temporal linear forests and cycles, as no foremost walk ever needs to wait at any vertex in these graphs.

Lemma 36. *Let $\mathcal{G} = ([n], (E_i)_{i \in [\tau]})$ be a monotonically shrinking temporal linear forest or cycle and let $p_1, p_2 \in [n]$. For strategy profile (p_1, p_2) , the final coloring of the vertices is the same in $\text{Diff}(\mathcal{G}, 2)$ and in $\text{Vor}(\mathcal{G}, 2)$.*

Proof. As already noted in Section 2, a vertex v colored with color $i \in [2]$ in $\text{Vor}(\mathcal{G}, 2)$ is colored the same in $\text{Diff}(\mathcal{G}, 2)$, as p_i reaching v first implies that p_i also reaches every vertex on a foremost walk from p_i to v first.

To see that on monotonically shrinking temporal linear forest and cycles the converse also holds, assume that v gets colored with color 1 in $\text{Diff}(\mathcal{G}, 2)$. Note that there is exactly one temporal walk from p_1 to v which does not use vertex p_2 and no vertex repeatedly. Since no foremost walk ever needs to wait in \mathcal{G} , this temporal walk must have fewer edges than any temporal walk from p_2 to v . For the same reason, the walk from p_1 to v consists of exactly $\text{td}(p_1, v)$ edges. Thus, $\text{td}(p_1, v) < \text{td}(p_2, v)$. □

In particular, using Lemma 36, we can transfer Theorem 4 and Theorem 35 to temporal Voronoi games:

Corollary 37. *There is a monotonically shrinking temporal path \mathcal{P} and a monotonically shrinking temporal cycle \mathcal{C} both consisting of two layers such that there is no Nash equilibrium in $\text{Vor}(\mathcal{P}, 2)$ and no Nash equilibrium in $\text{Vor}(\mathcal{C}, 2)$.*

4.2 Superset paths and cycles

In contrast to temporal diffusion games, a Nash equilibrium in a temporal Voronoi game on a superset temporal path may fail to exist. In fact, the underlying dynamics of temporal Voronoi games on superset temporal paths might be quite intriguing and far more complex than for temporal diffusion games (as highlighted in the next subsection).

Theorem 38. *There is a superset temporal path \mathcal{P} and a superset temporal cycle \mathcal{C} such that there is no Nash equilibrium in $\text{Vor}(\mathcal{P}, 2)$ and no Nash equilibrium in $\text{Vor}(\mathcal{C}, 2)$.*

Proof. Let $\mathcal{P} = ([8], (E_1, E_2))$ be the temporal path from Figure 2. By Lemma 36 and the proof of Theorem 4, there is no Nash equilibrium in $\text{Vor}(\mathcal{P}, 2)$. By appending to \mathcal{P} the last layer \mathcal{P}_2 five times, we can ensure that either every vertex is colored by some player until step seven or both players reach the same set of vertices until step seven. Appending any additional layers to \mathcal{P} does not enable any player to color further vertices (however, some additional vertices may be colored gray). In particular, we may append a layer which is a complete path or cycle. \square

4.3 Monotonically growing paths

Our main result for temporal Voronoi games is the guaranteed existence of a Nash equilibrium on monotonically growing temporal paths. It is open whether this can be extended to all monotonically growing temporal cycles.

Theorem 39. *On every monotonically growing temporal path \mathcal{P} a Nash equilibrium in $\text{Vor}(\mathcal{P}, 2)$ can be found in $\mathcal{O}(n^2)$ time.*

Subsequently, we always assume that the graph is a monotonically growing path $\mathcal{P} = ([n], (E_i)_{i \in [\tau]})$. In order to prove Theorem 39, we first analyze the best responses of a player to a given strategy of the other player. For this, we introduce the concept of boundaries. A vertex $b \leq v$ is called a *left boundary* of v if $\bar{\tau}_b > \text{td}(v, b)$, where $\bar{\tau}_b$ denotes the index of the first layer in which the edge $\{b-1, b\}$ appears (or ∞ if $b=1$). Symmetrically, a vertex $b \geq v$ is a *right boundary* of v if $\bar{\tau}_b > \text{td}(v, b)$ with $\bar{\tau}_b$ referring to the first appearance of $\{b, b+1\}$. Note that 1, v , and n are always boundaries of v . The importance of boundaries arises from the following lemma.

Lemma 40. *For three vertices $v < w < x \in [n]$, $\text{td}(v, x) = \text{td}(w, x)$ if and only if there exists a right boundary r of v with $w \leq r < x$.*

Proof. If there is such a right boundary r , then v will reach $r+1$ at time $\bar{\tau}_r$. Clearly, the same holds for w . Therefore, $\text{td}(v, x) = \text{td}(w, x)$ for all $x > r$.

Conversely, assume that $\text{td}(v, x) = \text{td}(w, x)$ and let x be minimal with this respect. Since $\text{td}(w, x-1) < \text{td}(v, x-1) \leq \text{td}(v, x) - 1 = \text{td}(w, x) - 1$ (i.e., w needed to wait at $x-1$), we must have that $\bar{\tau}_{x-1} = \text{td}(w, x) = \text{td}(v, x) > \text{td}(v, x-1)$, that is, $x-1$ is a right boundary of v . \square

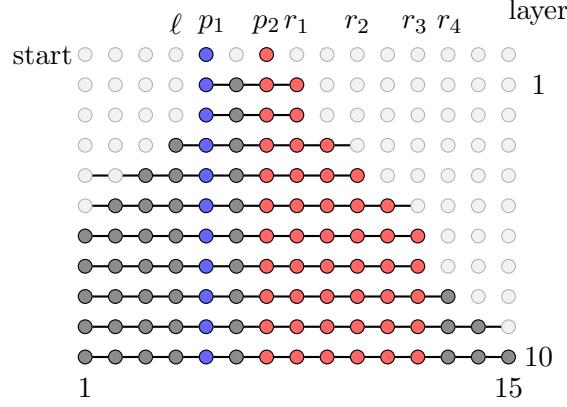


Figure 9: Voronoi game on a monotonically growing temporal path. The left boundaries of p_1 are $1, \ell$, and p_1 and the left boundaries of p_2 are $1, \ell, p_1$, and p_2 . The right boundaries of p_1 are p_1, r_3, r_4 , and n . The right boundaries of p_2 are p_2, r_1, \dots, r_4 , and n . As guaranteed by Lemma 41, the sets of vertices colored by the players satisfy $\{p_1\} = U_1(p_1, p_2) \subseteq J_{p_2}(p_1) = [p_1, p_2[$ and $[p_2, r_3] = U_2(p_1, p_2) \subseteq J_{p_1}(p_2) =]p_1, r_3]$.

Let $\ell < \ell'$ be two left boundaries of a vertex v such that there is no other left boundary of v in between them. We call the interval $[\ell, \ell'[\subset [n]$ a *left boundary interval* of v . The definition of *right boundary intervals* is analogous. Note that the boundary intervals of v partition $[n] \setminus \{v\}$. For any $w \neq v$, we write $J_v(w)$ to denote the boundary interval of v which contains w . From Lemma 40, the following can be derived. For an example, consider Figure 9.

Lemma 41. *Let \mathcal{P} be a monotonically growing temporal path and $p_1, p_2 \in [n]$. In $\text{Vor}(\mathcal{P}, 2)$, it holds $U_1(p_1, p_2) \subseteq J_{p_2}(p_1)$ and $U_2(p_1, p_2) \subseteq J_{p_1}(p_2)$.*

Proof. As all other cases are symmetric, we only show $U_1(p_1, p_2) \subseteq J_{p_2}(p_1)$ and assume that $J_{p_2}(p_1) =]r, r']$ is a right boundary interval. Thus, we have $p_2 \leq r < p_1 \leq r'$. Lemma 40 implies that all vertices strictly to the right of r' are colored gray. Furthermore, p_2 reaches r before the edge $\{r, r+1\}$ appears and thus before $\text{td}(p_1, r)$. This implies that neither r nor any vertex to the left of it is colored with color 1. \square

This allows us to easily find best responses:

Lemma 42. *Let p_1 be an arbitrary vertex and J be a largest boundary interval of p_1 . Then the vertex $p_2 \in J$ which is closest to p_1 is a best response to p_1 .*

Proof. For strategy profile (p_1, p_2) , by Lemma 40, player 2 colors all vertices in J . By Lemma 41, the claim follows. \square

Starting with an arbitrary vertex v_1 and iteratively applying Lemma 42, we obtain a sequence of vertices v_1, v_2, \dots , each being a best response to its predecessor. The following lemma then implies Theorem 39.

Lemma 43. *Let v_1, v_2, \dots be a best response sequence as defined above. Then there exists an index $i \leq n$ such that (v_i, v_{i+1}) is a Nash equilibrium.*

Before proving Lemma 43, we make some easy observations about boundaries.

Lemma 44. *Let $a < b < c \in [n]$ be vertices of \mathcal{P} . If c is a right boundary of a , then it is also a right boundary of b .*

Proof. This is immediate from the definition since $\text{td}(a, c) \geq \text{td}(b, c)$. \square

Lemma 45. *Let $a < b < c \in [n]$ be vertices of \mathcal{P} . If c is a common right boundary of a and b , then every vertex $d \in [n]$ with $d > c$ is a boundary of a if and only if it is a boundary of b .*

Proof. Since $\text{td}(a, c)$ and $\text{td}(b, c)$ are both smaller than $\vec{\tau}_c$, we have $\text{td}(a, c+1) = \vec{\tau}_c = \text{td}(b, c+1)$. Clearly this implies $\text{td}(a, d) = \text{td}(b, d)$ which yields the claim. \square

Lemma 46. *Let $b \in [n]$ be a right boundary of $x \in [n]$ and $y > b \in [n]$. Then $U_1(x, y) \supseteq [x, b]$.*

Proof. As $\text{td}(x, b) < \vec{\tau}_b$, vertex y cannot reach b nor any vertex to the left of b before x has reached b . \square

The main work of proving Lemma 43 is now to analyze the following two cases regarding the relative positions of v_1, v_2, \dots as previously defined.

Lemma 47. *Let $v_i < v_{i+2} < v_{i+1}$. Then (v_i, v_{i+1}) is a Nash equilibrium.*

Proof. Note that it suffices to prove that $V_i := U_1(v_i, v_{i+1}) \supseteq U_1(v_{i+2}, v_{i+1}) =: V_{i+2}$, thus showing that v_i is a best response to v_{i+1} .

Clearly, $V_{i+2} \setminus V_i$ cannot contain any vertex x left of v_i , as $\text{td}(v_i, x) \leq \text{td}(v_{i+2}, x)$. Furthermore, neither V_i nor V_{i+2} contain v_{i+1} or any vertex to the right of it. Hence, $V_{i+2} \setminus V_i \subseteq]v_i, v_{i+1}[$.

Now note that $v_{i+1} - 1$ is a right boundary of v_i by definition of v_{i+1} . Thus, $V_i \supseteq [v_i, v_{i+1} - 1]$ by Lemma 46. Therefore, $V_{i+2} \setminus V_i = \emptyset$. \square

Lemma 48. *Let $v_{i+2} < v_i < v_{i+1}$. Then (v_{i+1}, v_{i+2}) is a Nash equilibrium.*

Proof. We need to show that v_{i+1} is a best response to v_{i+2} . By Lemma 41 it suffices to prove that $J_{v_{i+2}}(v_{i+1})$ is a largest boundary interval of v_{i+2} and that $U_1(v_{i+1}, v_{i+2}) \supseteq J_{v_{i+2}}(v_{i+1})$.

We begin with the latter. By choice of v_{i+2} , the vertex $v_{i+2} + 1$ is a left boundary of v_{i+1} which, by Lemma 46 (mirrored), is contained in $U_1(v_{i+1}, v_{i+2})$. Take b as the leftmost boundary of v_{i+2} that has $b \geq v_{i+1}$. Then $\text{td}(v_{i+1}, b) < \text{td}(v_{i+2}, b)$ by Lemma 40. Together this gives $U_1(v_{i+1}, v_{i+2}) \supseteq]v_{i+2}, b] \supseteq J_{v_{i+2}}(v_{i+1})$ and all of these inclusions are equalities by Lemma 41.

It remains to show that v_{i+2} has no larger boundary interval. By Lemma 44, b is also a boundary of v_i and, by Lemma 45, v_i and v_{i+2} share all boundaries right of b . Similarly, every left boundary c of v_i with $c < v_{i+2}$ is also a left boundary of v_{i+2} by Lemma 44 (mirrored). Therefore, with the exception of $]v_{i+2}, b]$, every boundary interval of v_{i+2} is contained in some boundary interval of v_i . Since, by construction, $J_{v_i}(v_{i+1}) \subseteq]v_i, b] \subset]v_{i+2}, b]$ is a largest boundary interval of v_i , this proves the claim. \square

Now, Lemma 43 easily follows.

Proof of Lemma 43. Assume without loss of generality that $v_1 < v_2$. Let i be minimal such that $v_{i+2} < v_{i+1}$. Clearly, i exists and $i \leq n - 1$. Then, either Lemma 47 or Lemma 48 applies. \square

Finally, we can finish the proof of Theorem 39.

Proof of Theorem 39. The existence of a Nash equilibrium follows directly from Lemma 43. With regard to the time required to compute an equilibrium, we first observe that computing the temporal distances from any given vertex v_i to all other vertices takes $\mathcal{O}(n)$ time. This assumes that \mathcal{P} is given in such a way that the first appearance of any edge can be found in constant time. Consequently, we can also determine all left and right boundaries of v_i and thus compute v_{i+1} in $\mathcal{O}(n)$ time. By Lemma 43, we need to repeat this at most n times before we reach a Nash equilibrium. \square

5 Conclusion

Our work is meant to initiate further systematic studies of (not only competitive) games on (classes of) temporal graphs. There is a wealth of unexplored research directions to pursue.

An immediate and very concrete challenge from our work is to analyze whether a Nash equilibrium is guaranteed to exist in all temporal Voronoi games on monotonically growing temporal cycles. There are also many more special temporal graphs to study. Another direction is to consider variations of temporal diffusion and Voronoi games. For example, one could limit the time horizon such that players can only color vertices which they reach until the last layer (note that Theorem 2 does not hold in this case). Also, the payoff could be defined as the difference of the number of vertices colored by the players. It is also natural to study the games with more than two players or more chosen vertices. In addition, considering model variations already studied on static games such as “splitting” gray vertices between players is possible. Finally, for Voronoi games, there are several different temporal distance notions to consider. For example, one may study non-strict walks, for which Theorem 39 trivially holds (in fact, we have no example of a temporal graph without a Nash equilibrium in a non-strict Voronoi game).

References

- [1] H. Ahn, S. Cheng, O. Cheong, M. J. Golin, and R. van Oostrum. Competitive facility location: the Voronoi game. *Theor. Comput. Sci.*, 310(1-3):457–467, 2004. 2
- [2] N. Alon, M. Feldman, A. D. Procaccia, and M. Tennenholtz. A note on competitive diffusion through social networks. *Inf. Process. Lett.*, 110(6):221–225, 2010. 2
- [3] S. Bandyapadhyay, A. Banik, S. Das, and H. Sarkar. Voronoi game on graphs. *Theor. Comput. Sci.*, 562:270–282, 2015. 2
- [4] A. Banik, B. B. Bhattacharya, and S. Das. Optimal strategies for the one-round discrete Voronoi game on a line. *J. Comb. Optim.*, 26(4):655–669, 2013. 2
- [5] M. Bentert, A. Himmel, A. Nichterlein, and R. Niedermeier. Efficient computation of optimal temporal walks under waiting-time constraints. *Appl. Netw. Sci.*, 5(1):73, 2020. 4
- [6] L. Bulteau, V. Froese, and N. Talmon. Multi-player diffusion games on graph classes. *Internet Math.*, 12(6):363–380, 2016. 2
- [7] A. Chauhan, P. Lenzner, and L. Molitor. Schelling segregation with strategic agents. In *Proc. of SAGT '18*, pages 137–149. Springer, 2018. 2
- [8] O. Cheong, S. Har-Peled, N. Linial, and J. Matoušek. The one-round Voronoi game. *Discrete Comput. Geom.*, 31(1):125–138, 2004. 2
- [9] M. de Berg, S. Kisfaludi-Bak, and M. Mehr. On one-round discrete Voronoi games. In *Proc. of ISAAC '19*, pages 37:1–37:17. Schloss Dagstuhl - Leibniz-Zentrum für Informatik, 2019. 2
- [10] C. Dürr and N. K. Thang. Nash equilibria in Voronoi games on graphs. In *Proc. of ESA '07*, pages 17–28. Springer, 2007. 2
- [11] H. Echzell, T. Friedrich, P. Lenzner, and A. Melnichenko. Flow-based network creation games. In *Proc. of IJCAI '20*, pages 139–145. ijcai.org, 2020. 2

- [12] E. Elkind, J. Gan, A. Igarashi, W. Suksompong, and A. A. Voudouris. Schelling games on graphs. In *Proc. of IJCAI '19*, pages 266–272. ijcai.org, 2019. 2
- [13] T. Erlebach and J. T. Spooner. A game of cops and robbers on graphs with periodic edge-connectivity. In *Proc. of SOFSEM '20*, pages 64–75. Springer, 2020. 2
- [14] S. R. Etesami and T. Başar. Complexity of equilibrium in competitive diffusion games on social networks. *Automatica*, 68:100–110, 2016. 2
- [15] S. P. Fekete and H. Meijer. The one-round Voronoi game replayed. *Comput. Geom.*, 30(2):81–94, 2005. 2
- [16] R. Feldmann, M. Mavronicolas, and B. Monien. Nash equilibria for Voronoi games on transitive graphs. In *Proc. of WINE '09*, pages 280–291. Springer, 2009. 2
- [17] N. Fukuzono, T. Hanaka, H. Kiya, H. Ono, and R. Yamaguchi. Two-player competitive diffusion game: Graph classes and the existence of a Nash equilibrium. In *Proc. of SOFSEM '20*, pages 627–635. Springer, 2020. 2
- [18] T. Ito, Y. Otachi, T. Saitoh, H. Satoh, A. Suzuki, K. Uchizawa, R. Uehara, K. Yamanaka, and X. Zhou. Competitive diffusion on weighted graphs. In *Proc. of WADS '15*, pages 422–433. Springer, 2015. 2
- [19] S. Kumabe and T. Maehara. Convexity of b -matching games. In *Proc. of IJCAI '20*, pages 261–267. ijcai.org, 2020. 2
- [20] M. Mavronicolas, B. Monien, V. G. Papadopoulou, and F. Schoppmann. Voronoi games on cycle graphs. In *Proc. of MFCS '08*, pages 503–514. Springer, 2008. 2
- [21] N. Morawietz and P. Wolf. A timecop’s chase around the table. *CoRR*, abs/2104.08616, 2021. URL <https://arxiv.org/abs/2104.08616>. 2
- [22] N. Morawietz, C. Rehs, and M. Weller. A timecop’s work is harder than you think. In *Proc. of MFCS '20*, pages 71:1–71:14. Schloss Dagstuhl - Leibniz-Zentrum für Informatik, 2020. 2
- [23] E. Roshanbin. The competitive diffusion game in classes of graphs. In *Proc. of AAIM '14*, pages 275–287. Springer, 2014. 2, 6
- [24] L. Small and O. Mason. Nash equilibria for competitive information diffusion on trees. *Inf. Process. Lett.*, 113(7):217–219, 2013. 2
- [25] Y. Sukenari, K. Hoki, S. Takahashi, and M. Muramatsu. Pure Nash equilibria of competitive diffusion process on toroidal grid graphs. *Discrete Appl. Math.*, 215:31–40, 2016. 2
- [26] X. Sun, Y. Sun, Z. Xia, and J. Zhang. The one-round multi-player discrete Voronoi game on grids and trees. *Theor. Comput. Sci.*, 838:143–159, 2020. 2
- [27] R. Takehara, M. Hachimori, and M. Shigeno. A comment on pure-strategy Nash equilibria in competitive diffusion games. *Inf. Process. Lett.*, 112(3):59–60, 2012. 2
- [28] S. Teramoto, E. D. Demaine, and R. Uehara. The Voronoi game on graphs and its complexity. *J. Graph Algorithms Appl.*, 15(4):485–501, 2011. 2