

# Breaking the Computation and Communication Abstraction Barrier in Distributed Machine Learning Workloads

Abhinav Jangda  
University of Massachusetts Amherst  
United States

Amir Hossein Nodehi Sabet  
University of California, Riverside  
United States

Madanlal Musuvathi  
Microsoft Research  
United States

Jun Huang  
Microsoft Research  
China

Saeed Maleki  
Microsoft Research  
United States

Todd Mytkowicz  
Microsoft Research  
United States

Guodong Liu  
Chinese Academy of Sciences  
China

Youshan Miao  
Microsoft Research  
China

Olli Sarikivi  
Microsoft Research  
United States

## Abstract

Recent trend towards increasing large machine learning models require both training and inference tasks to be distributed. Considering the huge cost of training these models, it is imperative to unlock optimizations in computation and communication to obtain best performance. However, current logical separation between computation and communication kernels in deep learning frameworks misses the optimization opportunities across such barrier. Breaking this abstraction with a holistic consideration can provide many optimizations to provide performance improvements in distributed workloads. Manually applying these optimizations needs modifications in underlying computation and communication libraries for each scenario, which is time consuming and error-prone.

Therefore, we present CoCoNET, with a DSL to express a program with both computation and communication. CoCoNET contains several machine learning aware transformations to optimize a program and a compiler to generate high performance kernels. Providing both computation and communication as first class constructs allows users to work on a high-level abstraction and apply powerful optimizations, such as fusion or overlapping of communication and computation. CoCoNET enables us to optimize data-, model- and pipeline-parallel workloads in large language models with only a few lines of code. Experiments show CoCoNET significantly outperforms state-of-the-art distributed machine learning implementations.

## ACM Reference Format:

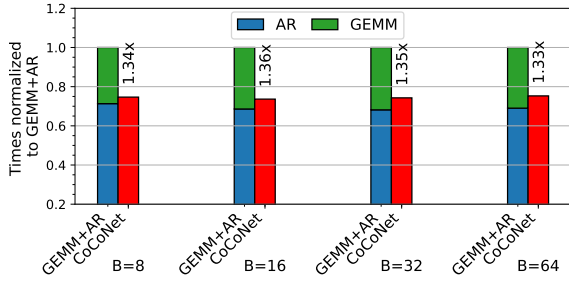
Abhinav Jangda, Jun Huang, Guodong Liu, Amir Hossein Nodehi Sabet, Saeed Maleki, Youshan Miao, Madanlal Musuvathi, Todd Mytkowicz, and Olli Sarikivi. 2022. Breaking the Computation and Communication Abstraction Barrier in Distributed Machine Learning Workloads. In *Proceedings of ACM Conference (Conference'17)*. ACM, New York, NY, USA, 14 pages. <https://doi.org/10.1145/nnnnnnn.nnnnnnn>

## 1 Introduction

As the trend towards larger machine-learning models continue, from BERT [10] with 340 million parameters, GPT-2 [39] with 8.3 billion parameters, to GPT-3 [5] with 175 billion parameters, training and inferencing computations have to be distributed. Moreover, as the computations become resource hungry, optimizing for even the last percentage can have huge benefits in terms of time, energy, and money savings [20, 41].

In machine learning systems today, computation and communication are treated as independent abstractions implemented in different libraries. For instance, computation libraries such as cuBLAS [29] provide optimized tensor algebra operations, while communication libraries such as NVIDIA Collective Communication Library [32] (NCCL) provide high-performance implementations of communication collectives like AllReduce. Deep learning frameworks like PyTorch [33] and Tensorflow [1] are responsible for calling computation and communication kernels from these libraries. Therefore, deep learning applications built atop of such frameworks, such as Megatron-LM [39] and GShard [21], have to invoke computation and communication operations separately.

While such a separation by allows independent optimization of compute and communication kernels, breaking this abstraction boundary unlocks new optimizations that are otherwise not feasible. These optimizations include the following. *Interface* optimizations eliminate a mismatch between the caller and the callee of an abstraction. For example, ML model parameters are stored in non-contiguous buffers, one per neural network layer and hence, need to be copied into a single buffer before calling a collective operation such as AllReduce. This copy can be avoided if the communication kernel takes a list of arrays as input instead of requiring a single buffer. *Fusion* optimizations decreases memory bandwidth usage by generating a single kernel to



**Figure 1.** Speedup of co-optimized overlapping over sequential GEMM and AllReduce (for model parallel GPT-2 Model input matrix of  $[B \times 1024, 768]$  and weights of  $[768, 3072]$ ) on 16 Tesla V100 GPUs.

performs multiple communication and computation operations. For instance, the output of an AllReduce might be used in activations like Dropout. *Reorder* optimizations can move parts of the computation before or after communication, thereby either distributing the computation or enabling new fusion possibilities. Finally, *pipelining* optimizations orchestrate multiple computation and communication in a fine-grained manner to overlap multiple kernels. We elaborate on this possibility below.

In model parallelism, each layer is distributed across multiple GPUs [39]. Hence, the computation at each layer consists of (distributed) matrix multiplications (GEMM) followed by AllReduce (AR). Figure 1 shows the improvement achieved by overlapping the two kernels. The idea is to slice the output into smaller chunks and start the AR communication on a chunk as soon as the GEMM kernel has produced it. The key here is to schedule the GEMM kernel so that the chunks are produced in the order AR kernel requires them. For instance, in the ring algorithm for AllReduce, the  $n^{\text{th}}$  node sends the chunks to the next node in a order starting from the  $n^{\text{th}}$  chunk. As such, the GEMM kernel on the  $n^{\text{th}}$  nodes needs to generate the chunks in this order. To avoid kernel launch overheads, only one GEMM kernel and one AllReduce kernel are launched. Figure 1 shows that across various batch sizes during model parallel training of the GPT-2 model, this optimization provides up to 1.36 $\times$  speedup and hides 80% of the execution time of GEMM.

Since manually writing these optimizations for each scenario is unproductive, we show that by carefully designing a *language* for expressing combinations of compute and communication the benefits of existing deep learning framework’s abstraction can be maintained while simultaneously allowing a *compiler* to apply powerful optimizations. To this effect, we propose CoCoNET<sup>1</sup> for generating highly-optimized custom computation and communication kernels.

<sup>1</sup>CoCoNET stands for “**C**ommunication and **C**omputation optimization for neural **N**etworks. We will make our implementation publicly available.

Figure 2 presents the overview of CoCoNET. CoCoNET includes a DSL to express programs containing both computation and communication primitives. Inspired by Halide [34], CoCoNET includes a *scheduling* language to specify an execution schedule of the program using a set of transformations. CoCoNET’s *auto tuner* automatically applies these transformations to optimize a program by breaking the communication and computation boundary and hence, allows users to quickly generate optimized implementations for specific hardware, topology, and data sizes. CoCoNET’s *code generator* automatically generates high-performance computation and communication kernels from a program and its schedule. We used CoCoNET to optimize data parallel training, model parallel inference, and pipeline parallel inference. CoCoNET generated kernels for the Adam [18] and LAMB [44] optimizers speeds up the training time of BERT models by upto 1.68 $\times$  and can train BERT 3.9 Billion parameter models using only data parallelism which is not possible with state of the arts. CoCoNET’s kernels for model parallelism speeds up the inference in BERT 3.9 Billion and GPT-2 8.2 Billion parameter models by 1.51 $\times$ . CoCoNET’s optimized pipeline parallelism kernels speeds up inference times in GPT-2 8.2 Billion and GPT-3 175 Billion parameter models by upto 2.45 $\times$ .

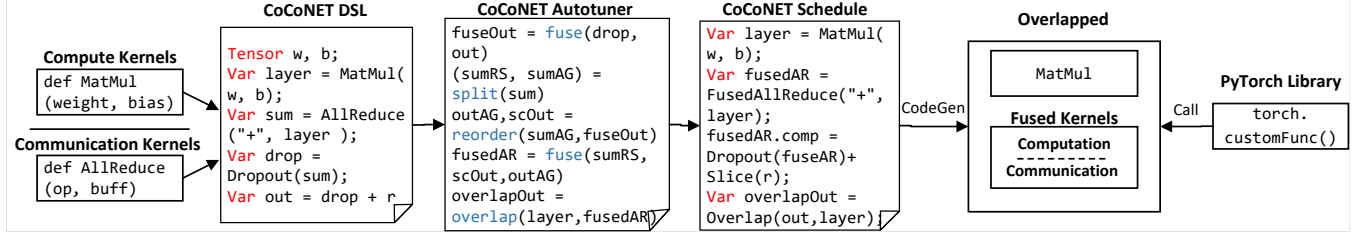
## 2 CoCoNET DSL

CoCoNET extends data representation in existing deep learning and allows expressing both computation and communication in its domain specific language. Unifying the expression of computation and communication for distributed deep learning in the same DSL is the foundation to enable optimizations across computation and communication.

### 2.1 Tensor Layout

CoCoNET extends the concept of tensor in deep learning frameworks from single device data into distributed forms. Besides item datatype (INT32, FP16) and shape of a traditional tensor, a CoCoNET tensor also includes a description of how it is distributed across a set of ranks. We follow MPI [11] terminology: RANK is the process ID of a distributed process and GROUP is a set of concurrent distributed processes (WORLD is the GROUP that includes all processes). CoCoNET supports dividing consecutive ranks into one or more groups. Inside a group, CoCoNET follows a single program multiple data (SPMD) paradigm where each rank in the same group runs the same pattern but with different ID.

CoCoNET includes three distributed layouts: *sliced*, *replicated*, and *local*. A *sliced* tensor represents one that is equally distributed to all the nodes in a group along specified dimension with RANK identifying the slice. For example, in Figure 3,  $w$  is sliced among all ranks in WORLD in the first dimension and  $in$  is sliced in the third dimension. A tensor can also be *replicated* across all ranks in a group where it has the same value on each rank and it does not have a rank identifier.



**Figure 2.** Overview of CoCoNET’s workflow. First, a user expresses a deep learning algorithm in the DSL that contains both computation (MatMul) and communication (AllReduce). Then, the autotuner applies several transformations to optimize the program while keeping the algorithm unchanged, such as fusing AllReduce and Dropout into FusedAllReduce and overlapping this with MatMul. Finally, CoCoNET generates custom communication and computation code, which is available through PyTorch.

```

1 Tensor w(FP16, [H,H], Sliced(0), WORLD, RANK);
2 Tensor b(FP16, [H], Replicated, WORLD);
3 Tensor in(FP16, [B,S,H], Sliced(2), WORLD, RANK);
4 Tensor r(FP16, [B,S,H], Replicated, WORLD);
5
6 // layer(FP16, [B,S,H], Local, WORLD, RANK)
7 Var layer = MatMul(in, w);
8 // sum(FP16, [B,S,H], Replicated, WORLD)
9 Var sum = AllReduce("+", layer);
10 // dropout(FP16, [B,S,H], Replicated, WORLD)
11 Var dropout = Dropout(sum + b, 0.1);
12 // out(FP16, [B,S,H], Replicated, WORLD)
13 Var out = dropout + r;
14
15 Execute self_attention({w,in,b,r}, {out});

```

**Figure 3.** An example program in CoCoNET.  
(B: batch size, S: sequence length, H: hidden dimension size)

For example the bias  $b$  and the residual connection  $r$  are replicated as shown in Figure 3. A *local* tensor is one that has equal shape on all ranks but with different values on different ranks. Unlike replicated, local requires a RANK to identify the values. For example, in Figure 3,  $layer$  is a local tensor that represents the partial result of a matrix multiplication (MatMul) operation. A Scalar is a zero-dimensional Tensor that represents a variable available on all ranks. We discuss distributed property of intermediate tensors in the next section.

## 2.2 CoCoNET’s Operations

CoCoNET programs inherit the concept of data-flow graph (DFG) from existing deep learning frameworks, with operations as vertices and data dependencies as edges. Moreover, each tensor has the update function that reflects the new values of tensor in that position in DFG.

CoCoNET operations include local computations and cross rank communications on tensors. This includes collective communications such as AllReduce and AllGather, and P2P

communications like Send and Recv. CoCoNET’s local computation operations can be mapped to existing neural networks operations, such as *dropout* and *matrix multiplication*. A Var represents the intermediate values obtained after performing an operation. For instance, Figure 3 describes the Megatron-LM [39] model parallel logic of Self-Attention layer in CoCoNET. In this example, the linear layer’s weight ( $w$ ) and the input ( $in$ ) are sliced across all ranks while the bias ( $b$ ) and residual ( $r$ ) are replicated on all ranks. A Var’s shape and distribution layout is implied by the operation. For example, Line 7 performs a MatMul operation on the input and the weights of the linear layer. Since MatMul is performed in the sliced dimension  $H$  of  $in$  and  $w$ , which  $H$  disappears in output and  $layer$  represent a partial result of Matmul and is Local to each rank. AllReduce compute the sum of  $layer$  of all ranks (line 9) and get a replicated tensor with the same full value (non-partial) on each rank. Lines 11–13 perform computations that involves adding the bias, using dropout as the activation and adding the residual of previous layer. Note that  $b$  and  $sum$  have shapes  $[H]$  and  $[B, S, H]$ , respectively.  $sum+b$  in Line 11 follows PyTorch’s standard semantics by replicating  $b$  in missing dimension of  $sum$ . The shape and distribution property of these operations are the same as  $sum$ . Finally, Execute defines the name, inputs and outputs of the program.

## 2.3 Fused Communication Collectives

CoCoNET enables efficient computations on the output of communication by providing fused communication collectives, such as FusedAllReduce. Consider AllReduce in Figure 3 (line 9) followed by a dropout (line 11). Due to the abstraction of communication and computation in existing deep learning frameworks, AllReduce stored output needs to be reloaded by the dropout kernel. FusedAllReduce avoids such stores and loads by directly passing output through registers as consecutive input. Comparing with AllReduce, a FusedAllReduce also takes computation operations (such as dropout) as extra augments. Section 5.3 discusses the implementation of Fused communication collectives.

## 2.4 Overlapping Operations

CoCoNET supports overlapping multiple **dependent** operations using the `Overlap` primitive, including overlapping consecutive communication operations, as well as overlapping consecutive computation and communication operations such as `MatMul` and `AllReduce` in Figure 3 (line 7 and line 9). Section 5.4 discusses the implementation of this construct.

## 3 Schedules in CoCoNET

CoCoNET optimizes a user specified program in CoCoNET’s DSL by applying a sequence of *transformation*. We call an order of transformation a *schedule*. These schedules are applied by the CoCoNET’s Autotuner as shown in Figure 2. There are 5 class of transformations that CoCoNET provides. Each transformation replaces one or many *source* operations with one or many *target* operations, while it keeps the program output unchanged. CoCoNET automatically check if the transformation is valid by ensuring that the dependencies in the DFG after applying transformation are preserved. Next, we present each transformation by applying them on the program from Figure 3 as a running example in the order presented in the autotuner of Figure 2.

### 3.1 Fusing Computation Operations

`fuse` transformation fuses multiple compute operations into a one operation. This is a well-known technique in many frameworks.

**Running Example** All pointwise computations in Figure 3 are fused into a single computation.

```
fuseOut = fuse(d, out, ComputeFuse);
```

Figure 4 shows the equivalent CoCoNET implementation of this schedule in ①. The `fuseOut` operation performs both dropout and the residual addition in a single kernel and thus avoids redundant memory accesses and saves a kernel launch.

### 3.2 Splitting Operations

`split` transformation breaks a communication collective into two collectives based on two split policies:

**AllReduce Split RS-AG** splits an `AllReduce` into `ReduceScatter` to produce sliced tensors and `AllGather` on the sliced tensors to obtain a replicated tensor.

**AllReduce Split B-R** splits an `AllReduce` into `Reduce` to produce a tensor on rank 0 and then `Broadcast` this tensor to all ranks in `WORLD`.

**Running Example** The `AllReduce` in Figure 3 is split into `rsSum` and `agSum`, where the former does a `ReduceScatter` on layer and the later does an `AllGather` on `rsSum`.

```
(rsSum, agSum) = split(layer, AllReduceSplitRSAG);
```

Figure 4 in ② is the CoCoNET implementation of this schedule, where the input to `fuseOut` is replaced by `agSum`.

### 3.3 Reordering Computation and Communication

CoCoNET provides `reorder` transformation that reorders an operation with `AllGather` or `Broadcast` based on two policies:

**AllGather Reorder** reorders `AllGather` with a pointwise computation operation. This transformation applied change to distribution properties which will explain in our running example.

**Broadcast Reorder** is similar to `AllGather` reorder except that it requires a root.

**Running Example** In Figure 3, `reorder` transformation changes the program ② to ③ by reordering `AllGather` (`agSum`) with computation (`fusedOut`). This transformation performs two changes. (i) After reordering, all input tensors in the pointwise compute operation are changed to sliced tensors along their first dimension. For example, after the reordering transformation, `r` in `fuseOut` of ② becomes `Slice(r)` in `scOut` in ③ with `Sliced(0)` distribution property which is the same property for `Dropout` and `scOut`. (ii) The input and output of the compute and `AllGather` operations are exchanged. For example, in ②, `Dropout` is performed on the output of `AllGather` (`agSum`) but in ③ `Dropout` is performed on input of `AllGather` (`rsSum`). Also, in ③ `AllGather` is performed on output of the computation (`scOut`). `reorder` transformation takes `agSum`, `AllGather`’s output, and `fusedOut`, `dropout`’s output as inputs and generates: (i) `scOut`, which performs sliced computations, and (ii) `agOut`, which gathers the result of computation.

```
(scOut, agOut)=reorder(agSum, fuseComp, AllGatherReorder);
```

Figure 5 shows the workflow of this schedule and Figure 4 ③ shows the equivalent CoCoNET program of this schedule.

### 3.4 Fusing Computation and Communication

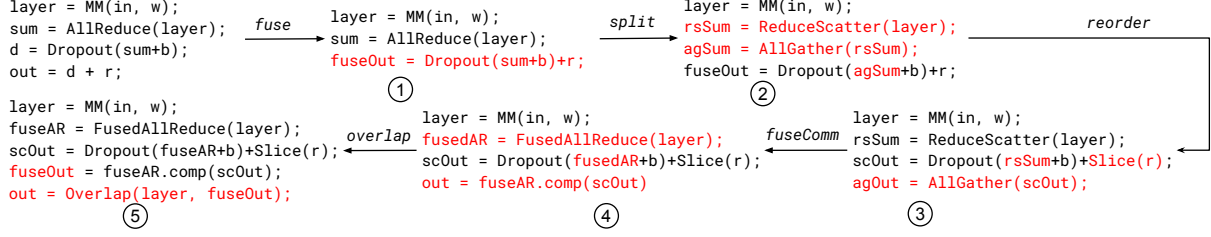
CoCoNET provides `fusedComm` transformation to fuse communication and computation into a single operation. We explain this transformation for `FusedAllReduce` policy but this transformation can be generalized to other fused communication collectives.

**AllReduce Fuse RS-AG** This transformation is only valid when source operations performs `ReduceScatter`, sliced computations, and `AllGather` on the output of the computation. The target operation `FusedAllReduce` performs all three operations into one.

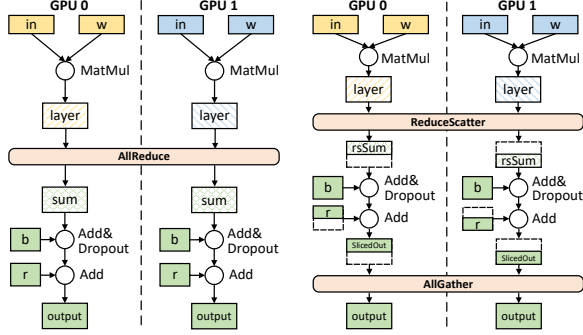
**Running Example** From the previous schedule, we fuse operations in `FusedAllReduce` that generates a single kernel for communication and computations.

```
fuseAR = fusedComm(rsSum, scOut, agOut, FusedAllReduce);
```





**Figure 4.** Different schedules produced by performing transformations on parallel program from Figure 3. Each schedule can be represented as a standalone CoCoNET program. Lines in red highlights the changes on this step.



**Figure 5.** Equivalent programs (from Figure 3) using AllReduce (on left) or using ReduceScatter + AllGather (on right).

Figure 4 shows the equivalent implementation of this schedule in ④, where FusedAllReduce is used instead of AllReduce. The comp method of fusedAR specifies the computation to be fused with FusedAllReduce and returned out is the output.

### 3.5 Overlapping Computation and Communication

CoCoNET provides overlap transformation to overlap a series of producer-consumer operations. This transformation is used to overlap several communication operations or a computation with communication. It takes two or more operations as input and returns a single operation.

**Running Example** We overlap the matrix multiplication with FusedAllReduce.

```
layerWithAR = overlap(layer, fusedAR);
```

Figure 4 shows the equivalent implementation of this schedule in ⑤, where layer and fuseOut are overlapped.

### 3.6 Automatic Exploration of Schedules

CoCoNET’s Autotuner automatically explores the space of all schedules by combining different transformations and validating each schedule. The output of the autotuner is a single schedule consist of a series of transformations with the best performance.

## 4 Optimizing Workloads with CoCoNET

```
1 Var avg = AllReduce("+", g);
2 Var m_ = m.update(m*beta1+(1-beta1)*avg);
3 Var v_ = v.update(v*beta2+(1-beta1)*avg*avg);
4 Var m1 = m_/(1-beta1); v1 = v_/(1-beta2);
5 Var p_ = p.update(p - lr * m1/(sqrt(v1)));
6
7 Execute adam({g,p,v,m,lr}, {p_});
```

(a) Traditional implementation where tensors g is local to each rank and p, m, and v are replicated on all ranks.

```
1 fusedComp = fuse(m_, v_, m1, v1, p_);
2 (rsG, agG) = split(avg, AllReduceSplit1);
3 (scComp, agP, agM, agV) = reorder(agG, fusedComp,
4   AllGatherReorder);
5 asSlice(m); asSlice(v); dead(agM); dead(agV);
6 fuseAR = fuseComm(rsG, scComp, agP, FusedAllReduce);
```

(b) An Optimized Schedule. Tensors g is local, p is replicated on all ranks, while m and v are sliced among all ranks.

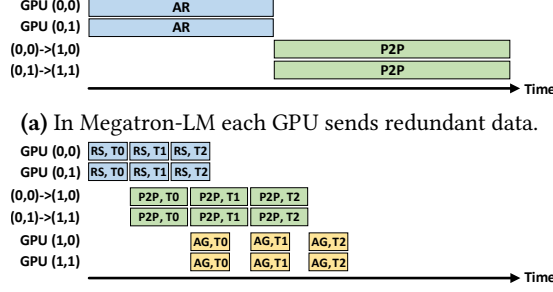
**Figure 6.** Optimizing the model parameter update using Adam in CoCoNET. The implementation takes four input tensors: parameters (p), gradients (g), momentum (m), and velocity (v).

We additionally optimize two distributed machine learning workloads using CoCoNET: (i) parameter update using Adam [18], and (ii) point-to-point communication in pipeline parallelism.

**Adam in Data Parallel Training:** Figure 6a shows the traditional implementation of parameter update using Adam. All ranks averages the gradients using AllReduce and then perform computations to update optimizer state and model parameters. Figure 6b presents a schedule that optimizes this by distributing the computation on all ranks in a single kernel. Line 1 fuses all computations in fusedComp. Line 2 splits AllReduce into ReduceScatter and AllGather, such that the computations take output of AllGather (agG) as input. Line 3 reorders AllGather with the computations, such that, each rank performs computations on a slice of the tensors. Line 5 slices optimizer states on all ranks to decrease memory usage and removes corresponding AllGather operations. Finally line 6 fuses all operations in a single kernel.

**Point-to-Point Communication in Pipeline Parallelism:**

Figure 7a shows a scenario of pipeline parallelism in Megatron-LM with two transformer layers assigned to two groups



(b) Communication operations can be overlapped at the granularity of each *communication buffer tile* of data in single kernel call.

**Figure 7.** Three different schedules of pipeline parallelism.

```

1 Var sum = AllReduce("+", in);
2 Var recv = Send(sum, GroupRank(GROUP+1, RANK));
3 Var output = Dropout(recv+b, 0.1) + r;
4
5 Execute transformer({in}, {output});

```

(a) Traditional implementation. Each rank of a group sends same data to next group.

```

1 fuseSend = fuse(recv, output);
2 (rsSum, agSum) = split(sum, AllReduceSplitRSAG);
3 (scSend, agOut) = reorder(fuseSend, agSum,
4 AllGatherReorder);
5 overlapOut = overlap(rsSum, scSend, agOut);

```

(b) An Optimized Schedule. Each rank sends only a slice of data to ranks in next group and all operations are overlapped.

**Figure 8.** Optimizing pipeline parallelism of Megatron-LM. Input tensors: layer output  $in$ , bias  $b$ , and residual  $r$ .

each with two ranks. Rank  $i$  in group  $j$  is shown by tuple  $(j, i)$ . Each group uses model parallelism within its transformer layer. Pipeline parallelism in Megatron-LM works as follows. First, all ranks in the first group reduces their input using AllReduce to get replicated output. Each rank in the first group sends the output to the corresponding rank in the second group using point-to-point (P2P) sends, over which pointwise computations are done (Line 3 in Figure 8a shows these computations which are omitted in Figure 7 for simplicity). Since the output of AllReduce in Figure 7a is replicated, same data is send using P2P, which is redundant communication. We can optimize this by splitting the AllReduce to ReduceScatter and AllGather and reordering the P2Ps with the AllGather. Hence, the inter group communication is reduced by the group size. This can be further optimized by overlapping all communication operations. Figure 7b shows that if the buffers are split into multiple tiles ( $T0-T2$  in the figure), intra-group and inter-group communications can be overlapped.

Figure 8a is the original program, while Figure 8b optimizes it by applying CoCoNET’s transformations. Lines 1

fuses the P2P send with computations. Line 2 split the AllReduce and reorder the returned AllGather with fused send at Line 4. Hence, P2P send and computations are performed on only a slice of data on the next group where the AllGather is also performed. Finally, all three new operations get overlapped in Line 5. This overlapping can only be achieved by generating custom communication and computation kernels.

## 5 CoCoNET Implementation

CoCoNET generates both device code and host code for a program. The host code is generated by traversing the program’s DFG to add kernel calls for each operation. For pointwise computations that are not part of a communication primitive, CoCoNET generates a stand-alone CUDA kernel. All other codegen falls into one of the categories below: i) a call to a communication collective; ii) a custom kernel that extends a communication collective with a fused-collective (Section 5.3); and iii) a custom kernel that extends a communication collective with overlapping of communication and computation kernels (Section 5.4). CoCoNET wraps generated programs as custom operators and integrates them into deep learning frameworks, so that, applications like Megatron-LM can invoke them directly.

The following sections discuss how CoCoNET adapts NCCL, a widely-used hand-optimized high performance communication library, into a runtime that can execute ii) and iii) above. NCCL is designed for single buffer tensor communications and is not built to execute arbitrary computations.

### 5.1 NCCL Architecture

NCCL’s architecture defines four key properties: (i) topology, (ii) protocols, (iii) channels, and (iv) threads in a thread block of the CUDA kernel. NCCL automatically sets key configuration values for these properties based on the size of input buffer, network architecture, and size of WORLD. To get good performance, CoCoNET’s codegen must carefully reconfigure these properties when extending NCCL to custom computation. We now provide a high level overview of these properties.

**Topology** NCCL create logical topologies, such as ring and tree, over the underlying interconnect network.

**Channels** NCCL maps copies of a logical topology on the underlying interconnect network. Each copy is called a channel and is assigned to one CUDA thread block. To increase parallelism, more channels are used as the buffer size grows.

**Protocols** NCCL sends data using one of three protocols: LL, LL128, and Simple. These protocols make different trade-offs between latency and bandwidth based on the type of inter-node synchronization used, with LL having the lowest latency and Simple having the highest bandwidth.

**Number of Threads** NCCL sets a fixed number of threads for each channel (and thread block). NCCL’s kernels have

high register usage, which in practice limits the number of thread blocks per SM to one.

**CoCoNET + NCCL** CoCoNET modifies NCCL so it can do custom computation and overlap other kernels with communication. After determining the topology, protocol, number of channels, and number of threads, NCCL calls the CUDA kernel for the collective. Each collective communication has three levels of tiling due to the fine-grained parallelism of GPUs. Data is first divided into *buffer tiles* equal to the size of the communication buffer. Each buffer tile is further divided among all ranks and channels to obtain *chunks*. Each channel communicates a chunk of data at a time. The *threads* in channels copy elements in and out of the communication buffers and apply reduction operations (sum, min, max) if needed. The following sections go into more detail about CoCoNET’s codegen.

## 5.2 CodeGen for Scattered Tensor Communications

In data parallelism, communication and computation occur on different layers of widely different sizes. Since deep learning frameworks allocate parameters and gradients of layers in non-contiguous buffers, gradients should be copied to a large buffer to avoid launching too many AllReduce operations.

CoCoNET supports generating a single kernel for operations acting on several non-contiguous tensors. This code generation is non-trivial because NCCL’s code makes many assumptions of buffers being contiguous. For example, each thread of a NCCL channel copies only a few elements in each iteration, and hence indexing the correct tensor at the correct offset could have significant overhead. CoCoNET solve this problem by first dividing each tensor into buckets of size at most 1024 elements and then assigns buckets to warps in a round-robin manner. This mechanism allows each thread to quickly find the offset in a tensor since a warp can directly index in its assigned bucket. CoCoNET pre-calculates the number of buckets that belong to the same contiguous buffer and calculates the offset for all of them once.

The process of breaking each tensor to buckets has some compute and memory overhead. Since this bucketing is done only once on the CPU and training tasks run for thousands of iterations on the same tensors, the computation overhead is negligible. For each bucket, CoCoNET packs an 8-byte tensor address and a 4-byte bucket offset into the associated tensor. This requires  $(8 + 4) \times \lceil \frac{N}{1024} \rceil$  bytes of memory, where  $N$  is the number of elements in a tensor. This memory overhead is only about 0.3% ~ 0.6% the size of the tensors.

We now compare the performance of CoCoNET scattered tensors against contiguous tensors to show that overhead introduced is insignificant in our implementation. The table below compares the performance of Adam/LAMB optimizers with mixed precision on 360 tensor in BERT model with elements from 1K to 31M against a single contiguous tensor

with the size equal to the sum of all tensors which is 334M elements.

Optimizer	Single Tensor	Scattered Tensor
Adam	33.21 ms	33.89 ms
LAMB	36.71 ms	37.04 ms

## 5.3 CodeGen for Fused Communication Collective

CoCoNET further extends the code generation described in the previous sections to support fused communication collectives. To achieve this, CoCoNET extends NCCL to allow for arbitrary pointwise computations and reductions (i.e., beyond min, max, and sum). We inspected more than 10K lines of code in NCCL to identify where computations can be added so that intermediate values from communication primitives can be directly passed to the computation through registers. CoCoNET supports fusion of both pointwise operations and reductions into NCCL collectives.

Each NCCL protocol utilizes a different mechanism for communication and CoCoNET generates code for all of them. The important features of a protocol are pack type (64-bit for LL, 128-bit for LL128 and Simple) and load/store access pattern (shared memory for LL128, global memory for LL and Simple). CoCoNET generates templates for all element types in NCCL, and dispatches accordingly at runtime. There are some subtleties in the code generation worth discussing:

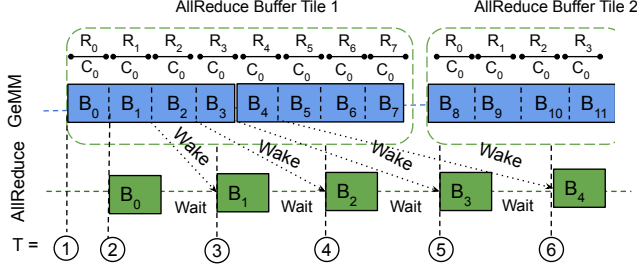
**Mixed Precision** When the element types of computations and the input tensors are different, CoCoNET finds the largest element type and based on the pack type of the protocol calculates how many elements can be loaded at once. All code will then be generated to operate on this many elements.

**Sliced Tensor** When a sliced tensor is used by a fused communication collective, accesses performed for each channel need to be mapped to elements of the sliced tensor. CoCoNET generates code that produces this mapping. For AllGather the inverse mapping is also produced.

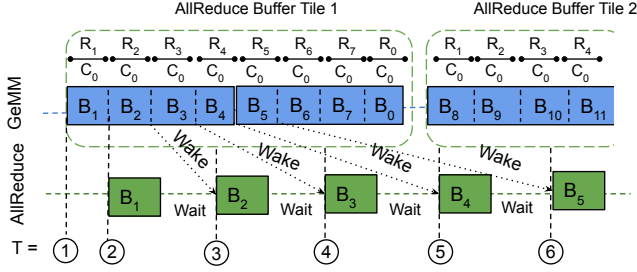
**Tensor Reduction** To reduce a sliced tensor, each rank reduces locally and do an AllReduce. This AllReduce reuses already established connections among ranks in the surrounding communication kernel, to eliminate extra startup latency.

## 5.4 Overlapping of Communication and Computation

Overlapping consecutive dependent operations is achieved by dividing them into multiple sub-operations (data also divided into parts accordingly) while turning operation-level dependency into sub-operation-level. Then we can overlap the independent sub-operations. Existing implementations would call a kernel for each sub-operation by dispatching homogeneous kernels into the same CUDA stream, and use cross-stream events to guarantee inter sub-operation dependencies. With number of parts increasing, its performance



(a) Workflow of overlap on **rank 0**. Rank 0 starts with chunk 0.



(b) Workflow of overlap on **rank 1**. Rank 1 starts with chunk 1.

**Figure 9.** Workflow of CoCoNET’s overlapping of producer GEMM with a consumer AllReduce for a Float 16 matrix size of [8192, 3072] on 8 ranks ( $R_0$  to  $R_7$ ) with 1 channel ( $C_0$ ) and 16 MB buffer size. Dimensions of each 2-D chunk ( $B_0$  to  $B_{15}$ ) is [1024, 1024]. CoCoNET’s custom AllReduce and GEMM allows better overlapping without decreasing communication bandwidth and the efficiency of computation kernels.

would suffer from: (i) decreasing part size leads to low communication bandwidth utilization and computation kernel efficiency, and (ii) more kernel launches increasing cost to set-up communication.

We use GEMM and AllReduce example in Figure 9 to explain how CoCoNET addresses this issue. First, it schedules the GEMM kernel (based on CUTLASS [30]) to produce chunks in the same order as AllReduce consumes them. Figure 9 shows the working of a ring AllReduce among 8 ranks. Here,  $n^{\text{th}}$  rank sends chunks in a order starting from  $n^{\text{th}}$  chunk. Hence, GEMM kernel on  $n^{\text{th}}$  rank produces chunks in the same order. Second, CoCoNET invokes both kernels only once on different streams and synchronize AllReduce with GEMM using an efficient fine-grained spin-lock on a memory buffer to ensure that AllReduce wakes up as soon as GEMM produces a chunk. Third, to provide better opportunities to tune tile sizes (2-dimensional) of GEMM, CoCoNET generates scattered AllReduce kernel that align communication chunks with tile size in GEMM, while NCCL AllReduce only supports continuous chunk (1-dimensional).

The example in Figure 9 works as follows. At  $T=1$ , all ranks invokes GEMM and AllReduce kernels. On rank 0, after computing chunk 0, the GEMM kernel wakes the AllReduce

kernel at  $T=2$ , which starts communicating chunk 0. While on rank 1, at  $T=2$  the GEMM kernel wakes the AllReduce kernel to communicate chunk 1. Concurrently, both GEMM kernels compute next chunks. At  $T=3$ , the GEMM kernels finishes the computation of chunk 1 on rank 0 and chunk 2 on rank 1 and wakes up the AllReduce kernel to communicate these chunks. This process continues until all finishes.

This process allows the GEMM kernel and AllReduce to be overlapped in a fine-grained manner, which reduces the startup latency of AllReduce. Since AllReduce communicates on the same chunk sizes, it achieves maximum communication bandwidth. Furthermore, the GEMM kernel achieves maximum efficiency because the kernel is invoked on the full matrix size. Figure 1 shows that this pipelining provides up to  $1.35\times$  better performance and hides more than 80% of computation time.

## 6 Evaluation

We implemented CoCoNET compiler on top of NCCL [32] and integrated with PyTorch. This section evaluates the effectiveness of CoCoNET through standalone experiments as well as end-to-end distributed deep learning scenarios using data parallelism, model parallelism and pipeline parallelism.

Our experiments are performed on a cluster of NVIDIA DGX-2 nodes where each node contains dual 24-core Intel Xeon CPUs and 16 NVIDIA Tesla V100 (32GB) GPUs. Each GPU within a node is connected to six NVSwitches with six NVLinks (25 Gbps per NVLink). Nodes are connected with 8 non-blocking EDR InfiniBand (100 Gbps) network. All nodes run Ubuntu 18.04, CUDA 10.2, cuDNN 7.5 and PyTorch 1.5.

### 6.1 Data Parallel Training

In data parallelism, communication involves an AllReduce of gradients among all ranks. The output is used by the optimizer to update the model parameters. We take two widely-used optimizers, Adam and LAMB, to demonstrate the performance of CoCoNET by fusing the communication with optimization update as well as performing AllReduce on scattered tensors.

**6.1.1 Standalone Experiments.** We first perform standalone experiments to explore different CoCoNET schedules over a range of input tensors from  $2^{10}$  to  $2^{30}$  elements. The autotuner generates and executes implementations with different configurations, including all NCCL protocols, all channels from 2 to 64. For each tensor, the autotuner reports the best average result of 1000 iterations.

**Baselines** The baselines perform parameter update by first doing AllReduce over gradients and then call FusedAdam or FusedLAMB from NVIDIA Apex Library [31]. FusedAdam and FusedLAMB fuse all the parameter update computations into a single kernel. CoCoNET additionally provides the ability to fuse such computation with the AllReduce kernel.



FusedAdam and FusedLamb are written in 6.2K lines of code, while CoCoNET schedules are roughly 10 lines of code.

**CoCoNET Schedules** The autotuner generates the following three schedules of Adam and LAMB by applying different CoCoNET transformations for each input size and for each input size reports the best schedule to the user:

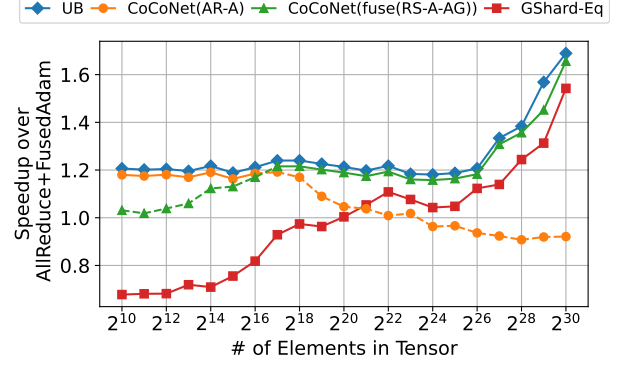
1. **AR-Opt** (Opt = Adam/LAMB) refer to the traditional parameter update technique, i.e., an AllReduce over gradients and then each GPU individually performs the optimizer computation. These schedules fuse all pointwise computations into a single kernel, thereby simulating the baseline implementations of FusedAdam and FusedLamb respectively when Opt = Adam and Opt = LAMB.
2. **GShard-Eq** or **RS-Opt-AG** (Opt = Adam/LAMB) are generated from *AR-Opt* by first splitting the AllReduce into ReduceScatter and AllGather, and then reordering AllGather with the fused optimizer computations. Hence, these schedules distributes parameter update across all ranks, similar to GShard [21] and ZeRO [35]. Since GShard does not support execution on GPUs, we represent this schedule as GShard-Eq in our results.
3. **fuse(RS-Opt-AG)** (Opt = Adam/LAMB) are generated by fusing all stages of *RS-Opt-AG* into FusedAllReduce.

**6.1.2 Results.** Figure 10 shows the speedup of CoCoNET schedules over the baseline for several tensor sizes. The results shown are for Float 16 mixed-precision, and the results for Float 32 are qualitatively similar. In these figures, UB represents the cost of AllReduce alone without doing any computation, and thus is the upper bound of possible speedups.

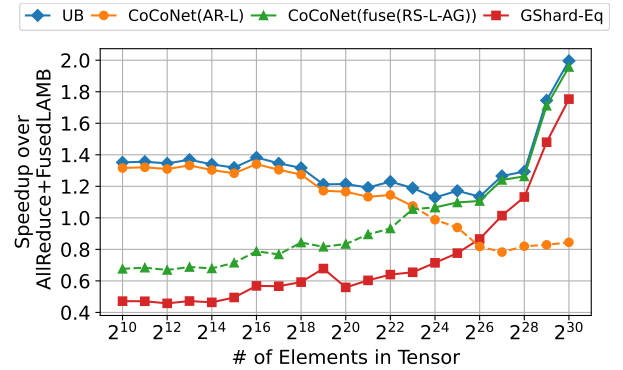
Even though the AR-Opt schedules emulate the baseline implementations, they are faster on smaller tensors. This is because the baseline implementations perform additional preprocessing to optimize the amount of thread-parallelism and instruction-level parallelism per invocation. While this preprocessing cost hurts smaller tensors, its benefit shows up for larger tensors where AR-Opt performs worse.

Since GShard-Eq and *fuse(RS-Opt-AG)* schedules distribute the optimizer computation, they perform better than the baseline for large tensors. The performance of *fuse(RS-Opt-AG)* shows the advantage of fusing computation and communication kernels as these schedules achieve near optimal speedups for large tensors. These schedules are respectively 13% and 14% faster than GShard-Eq for Adam and LAMB.

For smaller tensor sizes, the multiple kernel calls required for GShard-Eq schedules significantly hurt performance. Interestingly, *fuse(RS-Opt-AG)* schedules are slower than *AR-Opt* schedules for smaller tensor sizes though they require one less kernel call because the fused kernels have a higher register usage, thereby restricting the thread-level parallelism. This demonstrates that fusion of kernels is not always a good idea.



(a) Mixed-precision Adam. AR-Adam(AR-A) runs best till  $2^{16}$ . *fuse(RS-A-AG)* represents *fuse(RS-Adam-AG)* and runs best after  $2^{17}$ .



(b) Mixed-precision LAMB. AR-LAMB(AR-L) runs best till  $2^{16}$ . *fuse(RS-L-AG)* represents *fuse(RS-LAMB-AG)* and runs best after  $2^{17}$ .

**Figure 10.** CoCoNET speedup on 256 GPUs. For each size, CoCoNET chooses the best schedules. UB (upper bound) takes AllReduce-only as max achievable speedup.

In summary, CoCoNET provides performance improvements over baselines including GShard with less lines of code. The *AR-Opt* and the *fuse(RS-Opt-AG)* reach close to optimal performance for smaller and larger tensors respectively. This amounts to a speedup of  $1.2\times$  to  $1.7\times$  for Adam and of  $1.35\times$  to  $2.0\times$  for LAMB. There is no schedule that performs best for all sizes, which demonstrates the need for the autotuner.

**6.1.3 Integration with BERT.** We use CoCoNET generated optimizers to train three large BERT model from NVIDIA [27]. We use mixed precision training with both Adam with 8192 global batch size and LAMB with 65536 global batch size.

**Baselines** We consider three baselines for this experiments:

- **NV BERT** [27] is the NVIDIA BERT Script. It copies gradients from each layer into a single buffer and then calls AllReduce on the buffer. The result is copied back into original tensors and calls either FusedAdam or FusedLAMB.

- **PyTorch DDP** [22] stores all gradients in buckets of 25MB and overlaps the AllReduce on each gradient bucket with the computation during training. After reducing all gradients it calls FusedAdam or Fused-LAMB.
- **ZeRO** [35] copies gradients into a contiguous buffer and then distributes the optimizer computation similar to *RS-Opt-AG* schedules above. ZeRO is written in 3k LoC, while in CoCoNET the same schedule can be represented in 10 LoC. This baseline also represents the technique used by GShard. The ZeRO implementation of LAMB does not support distribution of optimizer state among GPUs because LAMB involves a reduction over gradients and parameters. Performing this reduction over distributed gradients and parameters requires significant engineering effort [7]. CoCoNET’s DSL approach generates scattered tensors implementation for both Adam and LAMB automatically, which perform these operations.

**CoCoNET Integration** We integrated scattered tensor implementation of fused schedules of both Adam and LAMB, i.e., *fuse(RS-Opt-AG)* in PyTorch. These implementations provide three benefits over the baselines: (i) the scattered tensor implementation avoids copying all gradients to a single buffer and allocating this buffer, (ii) the fused schedule performs best for the tensor sizes used in BERT, and (iii) the fused schedule distributes memory of optimizer state among all GPUs.

**Results** Table 1 shows the speedup provided by CoCoNET in training three BERT models over baselines. For Adam optimizer CoCoNET provides speedup over all baselines in training BERT 336M because CoCoNET’s fused schedules performs better than other implementations. For larger BERT models CoCoNET provide even higher speedup because the fused schedules decreases memory usage by distributing Adam’s state over all GPUs, which improves efficiency of GEMM calls by enabling higher batch size per iteration. For example, for BERT 1.2B CoCoNET provides 1.53 $\times$  speedup over NV BERT and PyTorchDDP both because of optimized fused schedule and CoCoNET allows a batch size of 32 while both baselines supports a batch size of only 8. On 3.9B parameter model, both baselines goes Out of Memory. Since ZeRO uses *RS-Adam-AG* schedule, it also supports higher batch size. CoCoNET still gives speedup over ZeRO for BERT 1.2B and 3.9B because of the advantages of scattered tensor implementation of fused schedule.

Results for LAMB are similar. CoCoNET provide significant speedup over NV BERT, PyTorchDDP, and ZeRO. For LAMB, the speedup over ZeRO is higher than Adam because ZeRO does not support distribution of its implementation of LAMB optimizer state and it supports smaller batch sizes as compared to CoCoNET. For example, CoCoNET provides

upto 1.68 $\times$  speedup over all baselines because it supports batch size of 64 while baselines can have a batch size of 8.

In summary, CoCoNET significantly improves data parallel training time of BERT model. CoCoNET’s schedules can be automatically generated and CoCoNET’s scattered tensors implementation can support wide range of optimizers. Not only does fusion of computation and communication leads to performance improvement over the baselines of PyTorch DDP and ZeRO (ZeRO uses same technique as GShard), it also decreases the memory usage, which helps in increasing the batch size to train models faster.

## 6.2 Model Parallelism

Megatron-LM [39] uses a model parallel approach for inference and training of transformer models, such as BERT [10] and GPT-2 [5]. A transformer layer contains a self-attention block, and a multi-layer perceptron (MLP) block. Last few operations of a self-attention block are the same computations as shown in Figure 3. An MLP block’s last operations are similar to Figure 3 with the input tensor and weight sizes as  $[B, S, 4 \times H]$  and  $[4 \times H, H]$ .  $B$ ,  $S$  and  $H$  are batch size, sequence length and hidden size, respectively. We implemented both computations in CoCoNET and compare following schedules:

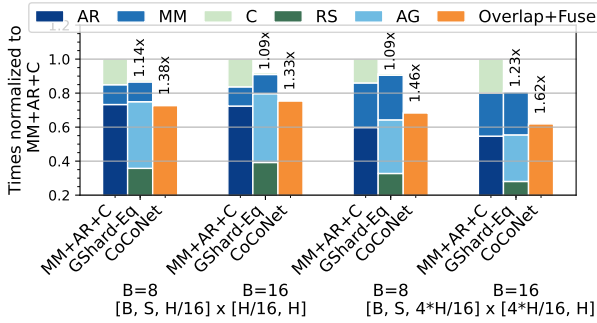
1. **MM+AR+C** is the baseline schedule described in Figure 3 and fuses all pointwise computations into a single kernel.
2. **GShard-Eq** or **MM+RS+C+AG** uses same techniques as GShard. It is generated from *MM+AR+C* by splitting AllReduce into ReduceScatter and AllGather, and reordering AllGather with computations. This schedule represents GShard in our results as GShard is not available for GPUs.
3. **OL(MM,fuse(RS+C+AG))** is generated from previous schedule by fusing the ReduceScatter, computation, and AllGather into a FusedAllReduce and then overlapping it with matrix multiplication. Autotuner returned this as best schedule and hence represents CoCoNET in our results. Since overlapping and fusion is not supported by GShard, GShard cannot represent this schedule.

**Results** We evaluate these schedules with sizes of GPT-2 8.3 Billion parameter model (i.e.,  $S = 1024$ ,  $H = 3072$ ) with 16 GPUs for 8 and 16 batch sizes. Figure 11 shows the times of all schedules normalized to time of *MM+AR+C*. The schedule similar to GShard (*MM+RS+C+AG*) provides 1.09 $\times$  to 1.23 $\times$  speedup by distributing computations on all ranks. CoCoNET’s best schedule (*OL(MM,fuse(RS+C+AG))*) provides 1.33 $\times$  to 1.62 $\times$  speedup over baseline and 1.21 $\times$  to 1.34 $\times$  over GShard schedule because it uses FusedAllReduce and overlaps it with the matrix multiplication.

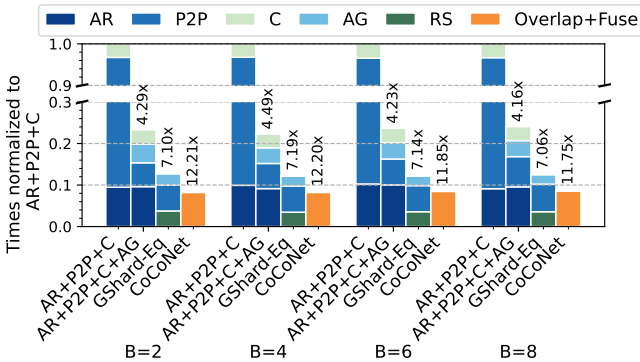
**6.2.1 Integration with Megatron-LM.** After integrating CoCoNET’s overlap schedule in Megatron-LM, we found that CoCoNET improved inference times of BERT 3.9 Billion parameter model by 1.51 $\times$  and GPT-2 8.3 Billion parameter

Optimizer	# of Parameters	Maximum Micro Batch Size				Speedup of CoCoNET over		
		NV BERT	PyTorch DDP	ZeRO	CoCoNET	NV BERT	PyTorch DDP	ZeRO
Adam	336 M	32	32	32	32	1.18×	1.22×	1.10×
	1.2 B	8	8	32	32	1.53×	1.52×	1.10×
	3.9 B	OOM	OOM	8	8	–	–	1.22×
LAMB	336M	64	64	64	128	1.20×	1.20×	1.15×
	1.2B	8	8	8	64	1.67×	1.68×	1.64×
	3.9B	OOM	OOM	OOM	8	–	–	–

**Table 1.** Maximum Micro Batch Size supported by all implementations and speedup of CoCoNET over the baselines when training BERT model with three different parameter configurations using Adam and LAMB optimizer. OOM means Out of Memory.



**Figure 11.** Times of three schedules of model parallel self-attention and multi-layer perceptron of GPT-2 in CoCoNET normalized to baseline schedule (MM+AR+C) for two matrix multiplication sizes for 16 Tesla V100 GPUs. Time spent in different kernels and speedup is shown for each schedule.



**Figure 12.** Times of four schedules for GPT-3 175B model in CoCoNET normalized to the baseline schedule (AR+P2P+C) for pipeline and model parallelism.

model by 1.48×. Speedups are larger than mentioned in Figure 11 because unlike these schedules Megatron-LM does not fuse the pointwise computations. In summary, overlapping matrix multiplication with FusedAllReduce that also performs computations significantly improves inference times.

### 6.3 Pipeline Parallelism

CoCoNET can optimize inference in pipeline parallelism by fusing computation and communication and overlapping multiple communication operations (Section 4). We evaluate CoCoNET on computations of model and pipeline parallelism in Megatron-LM over GPT-3 175B model. A transformer layer contains several operations but the operations of interest for this experiment are presented in Figure 8a. We evaluate following best performing schedules obtained by the autotuner:

1. **AR+P2P+C** is the baseline schedule described in Figure 8a and fuses all pointwise computations.
2. **AR+P2P+C+AG** is generated from AR+P2P+C by slicing the output of AllReduce, performing P2P sends and compute on the sliced output, and AllGather to obtain final output. This optimizes the Narayanan et al. [26] by slicing the computation instead of replicating it.
3. **GShard-eq** or **RS+P2P+C+AG** is generated by splitting AllReduce into ReduceScatter and AllGather, then reordering AllGather with P2P send and computation. Since this schedule is similar to the schedule that will be generated by GShard [21], it represents GShard-Eq in our results.
4. **OL(RS+C,P2P,AG)** is generated from RS+P2P+C+AG by first fusing computation with ReduceScatter, and then overlapping all three communication operations (Figure 7b). This schedule is returned by autotuner as best performing and hence, represents CoCoNET in our results.

**Results** Figure 12 shows the breakdown of the computation/communication with one transformer layer assigned to each node. The sequence length ( $S = 2048$ ) and the hidden size ( $H = 12288$ ) are of GPT-3 175B model. CoCoNET’s best schedule  $OL(RS+C,P2P,AG)$  is 11.75×–12.21× faster than  $AR+P2P+C$ , 2.84× faster than  $AR+P2P+C+AG$ , and 1.66×–1.72× faster than GShard ( $RS+P2P+C+AG$ ). The speedups come from: (i) sliced P2Ps reduces cross node communication volume, (ii) fusing all communication and computation kernels improves memory bandwidth utilization, and (iii) overlapping communication in different connections (NVLink within node and InfiniBand across nodes) improves network

bandwidth utilization, while other schedules utilizes one stack at a time.

**6.3.1 Integration with Megatron-LM.** We evaluated inference throughput of GPT-2 8.3 Billion and GPT-3 175 Billion parameter models by integrating CoCoNET’s  $OL(RS+C, P2P, AG)$  schedule in Megatron-LM. Below table shows the results on 16 nodes with 16 GPUs per node.

Model	Layers per node	Micro Batch Size	Speedup
GPT-2 8.3B	5	16	1.77×
GPT-3 175B	1	8	2.45×
GPT-3 175B	6	2	1.33×

We changed GPT-2 layers from 72 to 80 to make it divisible by 16 nodes. For GPT-3 we tried the 1 layer per node setting, which provides us with upper bound of speedup. In summary, CoCoNET significantly outperforms Megatron-LM due to its fusion and fine-grained overlapping of multiple communication operations. All these optimizations were possible only by breaking the computation and communication abstraction.

## 7 Related Work

**Optimizing Stencil Computations** Prior work has proposed DSLs to optimize data-parallel stencil computations on CPUs, GPUs, and other accelerators. Halide [34] and Fireiron [13] separate the algorithm and schedule, which describes the optimizations like fusion, and loop tiling. TVM [6] extends Halide for generating optimized compute kernels. LIFT [14, 40] includes a functional language and optimizes stencil computations by applying rewrite rules. None of these works support distributed systems. Distributed-Halide [9] extends Halide with scheduling primitives that allow distributing parallelizable dimensions of loops. CoCoNET extends this work to explicitly reason about and compose communication collectives with computation, which is crucial for distributed machine learning scenarios.

**Overlapping Computation and Communication** Existing works [2, 19, 23, 24, 42] uses either pipelined execution to overlap communication and computation or non-blocking operations. Pencil [43] improves upon these works by performing pipelining within a process and supports computations in multiple connected iteration spaces. Several techniques distribute tiles and automatically generate communication [4, 9, 37]. Basu et. al. [3] uses overlapped tiling in each process to remove communication between processes. Denis and Trahay [8] studied the efficiency of overlap. dCUDA [12] provides hardware supported overlap. These works for MPI+OpenMP are valid for stencil computations that require sends and receives to share the halo regions. However, CoCoNET supports collectives and several transformations that these works do not support. ACE [36]

is a novel DL collective communication accelerator to enable overlap of communication and computation. CoCoNET supports overlap of computation and communication or communication operations on GPUs and without an accelerator.

**Distributed Neural Network Training** Several works have improved data parallel and model parallel techniques. Mesh-Tensorflow [38] and GShard [21] create *shards* of weights and model state that can be split among ranks. ZeRO [35] splits weights and model state among ranks and uses ReduceScatter and AllGather to distribute computation. FlexFlow [16] performs operator splitting as a way to represent both data-parallelism and model-parallelism, but do not optimize computation with communication. CoCoNET improves on these works by providing a general abstraction that (i) supports computation and communication collectives, (ii) ensure correctness, and (iii) allows the developer to explore several optimizations. CoCoNET also provides several optimizations that are possible only due to the abstraction: (i) scattered tensors that removes extra storage and memory copy operations, (ii) fusion communication collectives, and (iii) novel communication and computation overlapping techniques. PyTorch’s DDP [22] overlaps AllReduce of gradients with the forward and backward pass. However, unlike CoCoNET, PyTorch’s DDP requires extra memory for overlapping, which can increase training time for very large models [28] and do not support slicing of optimizer parameter update that significantly decreases memory usage. GPipe [15], Pipedream [25] and Narayanan et al. [26] proposed pipeline training to improve model parallelism, by dividing the forward and backward pass into several mini-batches, which are then pipelined across devices. vPipe [45] improves these works by providing higher GPU utilization. CoCoNET improves on these works by overlapping inter and intra-node communication operations. BytePS [17] utilizes CPU in heterogenous clusters to improve training, which is complementary to CoCoNET.

## 8 Conclusion

This paper introduced CoCoNET a language to describe distributed machine learning workloads and optimize them across computation and communication boundary. We show that CoCoNET generated code is significantly improves several training and inference times of large language models. In future we plan to automate the optimizations through smart search.

## References

- [1] Martín Abadi, Paul Barham, Jianmin Chen, Zhifeng Chen, Andy Davis, Jeffrey Dean, Matthieu Devin, Sanjay Ghemawat, Geoffrey Irving, Michael Isard, Manjunath Kudlur, Josh Levenberg, Rajat Monga, Sherry Moore, Derek G. Murray, Benoit Steiner, Paul Tucker, Vijay Vasudevan, Pete Warden, Martin Wicke, Yuan Yu, and Xiaoqiang Zheng. TensorFlow: A System for Large-Scale Machine Learning. In *12th USENIX Symposium on Operating Systems Design and Implementation (OSDI 16)*, pages 265–283, Savannah, GA, 2016. USENIX Association.



- [2] Youcef Barigou and Edgar Gabriel. Maximizing Communication-Computation Overlap Through Automatic Parallelization and Runtime Tuning of Non-blocking Collective Operations. *International Journal of Parallel Programming*, 45(6):1390–1416, Dec 2017.
- [3] P. Basu, A. Venkat, M. Hall, S. Williams, B. Van Straalen, and L. Oliker. Compiler generation and autotuning of communication-avoiding operators for geometric multigrid. In *20th Annual International Conference on High Performance Computing*, pages 452–461, 2013.
- [4] Uday Bondhugula. Compiling Affine Loop Nests for Distributed-Memory Parallel Architectures. In *Proceedings of the International Conference on High Performance Computing, Networking, Storage and Analysis*, SC '13, New York, NY, USA, 2013. Association for Computing Machinery.
- [5] Tom B. Brown, Benjamin Mann, Nick Ryder, Melanie Subbiah, Jared Kaplan, Prafulla Dhariwal, Arvind Neelakantan, Pranav Shyam, Girish Sastry, Amanda Askell, Sandhini Agarwal, Ariel Herbert-Voss, Gretchen Krueger, Tom Henighan, Rewon Child, Aditya Ramesh, Daniel M. Ziegler, Jeffrey Wu, Clemens Winter, Christopher Hesse, Mark Chen, Eric Sigler, Mateusz Litwin, Scott Gray, Benjamin Chess, Jack Clark, Christopher Berner, Sam McCandlish, Alec Radford, Ilya Sutskever, and Dario Amodei. Language models are few-shot learners. In *Advances in Neural Information Processing Systems*, volume 31, 2020.
- [6] Tianqi Chen, Thierry Moreau, Ziheng Jiang, Lianmin Zheng, Eddie Yan, Meghan Cowan, Haichen Shen, Leyuan Wang, Yuwei Hu, Luis Ceze, Carlos Guestrin, and Arvind Krishnamurthy. Tvm: An automated end-to-end optimizing compiler for deep learning. In *Proceedings of the 13th USENIX Conference on Operating Systems Design and Implementation*, OSDI'18, page 579–594, USA, 2018. USENIX Association.
- [7] DeepSpeed. Parameter fusion in optimizer partition makes lamb behaves differently. <https://github.com/microsoft/DeepSpeed/issues/490>.
- [8] A. Denis and F. Trahay. MPI Overlap: Benchmark and Analysis. In *2016 45th International Conference on Parallel Processing (ICPP)*, pages 258–267, 2016.
- [9] Tyler Denniston, Shoaib Kamil, and Saman Amarasinghe. Distributed Halide. In *Proceedings of the 21st ACM SIGPLAN Symposium on Principles and Practice of Parallel Programming*, PPoPP '16, New York, NY, USA, 2016. Association for Computing Machinery.
- [10] Jacob Devlin, Ming-Wei Chang, Kenton Lee, and Kristina Toutanova. BERT: Pre-training of Deep Bidirectional Transformers for Language Understanding, 2019.
- [11] Message Passing Interface Forum. MPI: A Message-Passing Interface Standard Version 3.0, 09 2012. Chapter author for Collective Communication, Process Topologies, and One Sided Communications.
- [12] Tobias Gysi, Jeremia Bär, and Torsten Hoefler. DCUDA: Hardware Supported Overlap of Computation and Communication. In *Proceedings of the International Conference for High Performance Computing, Networking, Storage and Analysis*, SC '16. IEEE Press, 2016.
- [13] Bastian Hagedorn, Archibald Samuel Elliott, Henrik Barthels, Rastislav Bodik, and Vinod Grover. Fireiron: A Data-Movement-Aware Scheduling Language for GPUs. In *Proceedings of the ACM International Conference on Parallel Architectures and Compilation Techniques*, PACT '20, page 71–82, New York, NY, USA, 2020. Association for Computing Machinery.
- [14] Bastian Hagedorn, Larisa Stoltzfus, Michel Steuwer, Sergei Gorlatch, and Christophe Dubach. High Performance Stencil Code Generation with Lift. In *Proceedings of the 2018 International Symposium on Code Generation and Optimization*, CGO 2018, page 100–112, New York, NY, USA, 2018. Association for Computing Machinery.
- [15] Yanping Huang, Youlong Cheng, Ankur Bapna, Orhan Firat, Dehao Chen, Mia Chen, HyounJoong Lee, Jiquan Ngiam, Quoc V Le, Yonghui Wu, and zhifeng Chen. GPipe: Efficient Training of Giant Neural Networks using Pipeline Parallelism. In H. Wallach, H. Larochelle, A. Beygelzimer, F. dAlcheBuc, E. Fox, and R. Garnett, editors, *Advances in Neural Information Processing Systems 32*, pages 103–112. Curran Associates, Inc., 2019.
- [16] Zhihao Jia, Matei Zaharia, and Alex Aiken. Beyond Data and Model Parallelism for Deep Neural Networks. In A. Talwalkar, V. Smith, and M. Zaharia, editors, *Proceedings of Machine Learning and Systems*, volume 1, pages 1–13, 2019.
- [17] Yimin Jiang, Yibo Zhu, Chang Lan, Bairen Yi, Yong Cui, and Chuanxiong Guo. A unified architecture for accelerating distributed DNN training in heterogeneous gpu/cpu clusters. In *14th USENIX Symposium on Operating Systems Design and Implementation (OSDI 20)*, pages 463–479. USENIX Association, November 2020.
- [18] Diederik P. Kingma and Jimmy Ba. Adam: A Method for Stochastic Optimization, 2014. cite arxiv:1412.6980Comment: Published as a conference paper at the 3rd International Conference for Learning Representations, San Diego, 2015.
- [19] N. Koziris, A. Sotiropoulos, and G. Goumas. A pipelined schedule to minimize completion time for loop tiling with computation and communication overlapping. *Journal of Parallel and Distributed Computing*, 63(11):1138 – 1151, 2003.
- [20] LambdaLabs. OpenAI's GPT-3 Language Model: A Technical Overview. <https://lambdalabs.com/blog/demystifying-gpt-3/>, Accessed: 2021-10-05.
- [21] Dmitry Lepikhin, HyounJoong Lee, Yuanzhong Xu, Dehao Chen, Orhan Firat, Yanping Huang, Maxim Krikun, Noam Shazeer, and Zhifeng Chen. GShard: Scaling Giant Models with Conditional Computation and Automatic Sharding, 2020.
- [22] Shen Li, Yanli Zhao, Rohan Varma, Omkar Salpekar, Pieter Noordhuis, Teng Li, Adam Paszke, Jeff Smith, Brian Vaughan, Pritam Damania, and Soumith Chintala. Pytorch distributed: Experiences on accelerating data parallel training. *Proc. VLDB Endow.*, 13(12):3005–3018, August 2020.
- [23] H. Lu, S. Seo, and P. Balaji. MPI+ULT: Overlapping Communication and Computation with User-Level Threads. In *2015 IEEE 17th International Conference on High Performance Computing and Communications, 2015 IEEE 7th International Symposium on Cyberspace Safety and Security, and 2015 IEEE 12th International Conference on Embedded Software and Systems*, pages 444–454, 2015.
- [24] Vladimir Marjanović, Jesús Labarta, Eduard Ayguadé, and Mateo Valero. Overlapping Communication and Computation by Using a Hybrid MPI/SMPs Approach. In *Proceedings of the 24th ACM International Conference on Supercomputing*, ICS '10, page 5–16, New York, NY, USA, 2010. Association for Computing Machinery.
- [25] Deepak Narayanan, Aaron Harlap, Amar Phanishayee, Vivek Seshadri, Nikhil R. Devanur, Gregory R. Ganger, Phillip B. Gibbons, and Matei Zaharia. PipeDream: Generalized Pipeline Parallelism for DNN Training. In *Proceedings of the 27th ACM Symposium on Operating Systems Principles*, SOSP '19, page 1–15, New York, NY, USA, 2019. Association for Computing Machinery.
- [26] Deepak Narayanan, Mohammad Shoeybi, Jared Casper, Patrick LeGresley, Mostofa Patwary, Vijay Korthikanti, Dmitri Vainbrand, Prethvi Kashinkunti, Julie Bernauer, Bryan Catanzaro, Amar Phanishayee, and Matei Zaharia. Efficient large-scale language model training on gpu clusters, 2021.
- [27] NVIDIA. NVIDIA BERT. <https://github.com/NVIDIA/DeepLearningExamples>, Accessed: 2021-05-01.
- [28] NVIDIA. NVIDIA Megatron-LM. <https://github.com/NVIDIA/Megatron-LM/>, Accessed: 2021-05-01.
- [29] NVIDIA. cuBLAS. <https://docs.nvidia.com/cuda/cublas/index.html>. Accessed: 2020-12-01.

- [30] NVIDIA. CUTLASS. <https://github.com/NVIDIA/cutlass>.
- [31] NVIDIA. Apex. <https://github.com/NVIDIA/apex>, Accessed: 2021-05-05.
- [32] NVIDIA. NVIDIA Collective Communication Library. <https://github.com/NVIDIA/nccl>, Accessed: 2021-10-05.
- [33] Adam Paszke, Sam Gross, Francisco Massa, Adam Lerer, James Bradbury, Gregory Chanan, Trevor Killeen, Zeming Lin, Natalia Gimelshein, Luca Antiga, Alban Desmaison, Andreas Kopf, Edward Yang, Zachary DeVito, Martin Raison, Alykhan Tejani, Sasank Chilamkurthy, Benoit Steiner, Lu Fang, Junjie Bai, and Soumith Chintala. Pytorch: An imperative style, high-performance deep learning library. In H. Wallach, H. Larochelle, A. Beygelzimer, F. d'Alché-Buc, E. Fox, and R. Garnett, editors, *Advances in Neural Information Processing Systems 32*, pages 8024–8035. Curran Associates, Inc., 2019.
- [34] Jonathan Ragan-Kelley, Connelly Barnes, Andrew Adams, Sylvain Paris, Frédo Durand, and Saman Amarasinghe. Halide: A Language and Compiler for Optimizing Parallelism, Locality, and Recomputation in Image Processing Pipelines. In *Proceedings of the 34th ACM SIGPLAN Conference on Programming Language Design and Implementation*, PLDI '13, page 519–530, New York, NY, USA, 2013. Association for Computing Machinery.
- [35] Samyam Rajbhandari, Jeff Rasley, Olatunji Ruwase, and Yuxiong He. ZeRO: Memory Optimizations toward Training Trillion Parameter Models. In *Proceedings of the International Conference for High Performance Computing, Networking, Storage and Analysis*, SC '20. IEEE Press, 2020.
- [36] Saeed Rashidi, Matthew Denton, Srinivas Sridharan, Sudarshan Srinivasan, Amoghavarsha Suresh, Jade Nie, and Tushar Krishna. Enabling Compute-Communication Overlap in Distributed Deep Learning Training Platforms. In *2021 ACM/IEEE 48th Annual International Symposium on Computer Architecture (ISCA)*, pages 540–553, 2021.
- [37] I. Z. Reguly, G. R. Mudalige, and M. B. Giles. Loop Tiling in Large-Scale Stencil Codes at Run-Time with OPS. *IEEE Transactions on Parallel and Distributed Systems*, 29(4):873–886, 2018.
- [38] Noam Shazeer, Youlong Cheng, Niki Parmar, Dustin Tran, Ashish Vaswani, Penporn Koanantakool, Peter Hawkins, Hyoungho Lee, Mingsheng Hong, Cliff Young, Ryan Sepassi, and Blake Hechtman. Mesh-TensorFlow: Deep Learning for Supercomputers. In S. Bengio, H. Wallach, H. Larochelle, K. Grauman, N. Cesa-Bianchi, and R. Garnett, editors, *Advances in Neural Information Processing Systems*, volume 31, pages 10414–10423. Curran Associates, Inc., 2018.
- [39] Mohammad Shoeybi, Mostofa Patwary, Raul Puri, Patrick LeGresley, Jared Casper, and Bryan Catanzaro. Megatron-LM: Training Multi-Billion Parameter Language Models Using Model Parallelism, 2020.
- [40] M. Steuwer, T. Remmelg, and C. Dubach. LIFT: A functional data-parallel IR for high-performance GPU code generation. In *2017 IEEE/ACM International Symposium on Code Generation and Optimization (CGO)*, pages 74–85, 2017.
- [41] Emma Strubell, Ananya Ganesh, and Andrew McCallum. Energy and policy considerations for deep learning in nlp, 2019.
- [42] Hari Subramoni, Sourav Chakraborty, and Dhabaleswar K. Panda. Designing Dynamic and Adaptive MPI Point-to-Point Communication Protocols for Efficient Overlap of Computation and Communication. In Julian M. Kunkel, Rio Yokota, Pavan Balaji, and David Keyes, editors, *High Performance Computing*, pages 334–354, Cham, 2017. Springer International Publishing.
- [43] Hengjie Wang and Aparna Chandramowlishwaran. *Pencil: A Pipelined Algorithm for Distributed Stencils*. IEEE Press, 2020.
- [44] Yang You, Jing Li, Sashank Reddi, Jonathan Hseu, Sanjiv Kumar, Srinadh Bhojanapalli, Xiaodan Song, James Demmel, Kurt Keutzer, and Cho-Jui Hsieh. Large Batch Optimization for Deep Learning: Training BERT in 76 minutes, 2020.
- [45] Shixiong Zhao, Fanxin Li, Xusheng Chen, Xiuxian Guan, Jianyu Jiang, Dong Huang, Yuhao Qing, Sen Wang, Peng Wang, Gong Zhang, Cheng Li, Ping Luo, and Heming Cui. v<sc>pipe</sc>: A virtualized acceleration system for achieving efficient and scalable pipeline parallel dnn training. *IEEE Transactions on Parallel and Distributed Systems*, 33(3):489–506, 2022.