

The *INTEGRAL* view on Black Hole X-ray Binaries

S. E. Motta^{a,b}, J. Rodriguez^c, E. Jourdain^d, M. Del Santo^e, G. Belanger^f, F. Cangemi^g, V. Grinberg^h, J. J. E. Kajavaⁱ, E. Kuulkers^j, J. Malzac^d, K. Pottschmidt^{k,l}, J.P. Roques^d, C. Sanchez-Fernandez^f, J. Wilms^m

^aINAF–Osservatorio Astronomico di Brera, via E. Bianchi 46, 23807 Merate (LC), Italy

^bDepartment of Physics, Astrophysics, University of Oxford, Denys Wilkinson Building, Keble Road, OX1 3RH Oxford, UK

^cDépt. of Astrophysics, lab AIM, CEA/IRFU, CNRS/INSU, Université Paris-Saclay & Université de Paris, Orme des Merisiers F-91191, Gif-sur-Yvette, France

^dIRAP, Université de Toulouse, CNRS, CNES, UPS, (Toulouse), France

^eINAF, Istituto di Astrofisica Spaziale e Fisica Cosmica, via Ugo La Malfa 153, 90146 Palermo, Italy

^fEuropean Space Astronomy Centre (ESA/ESAC), Science Operations Department, Villanueva de la Cañada (Madrid), Spain;

^gCNRS, Laboratoire de Physique Nucléaire et des Hautes Energies (LPNHE), Sorbonne Université, 4 place Jussieu, Paris 75005, France

^hInstitut für Astronomie und Astrophysik, Universität Tübingen, Sand 1, 72076 Tübingen, Germany

ⁱDepartment of Physics and Astronomy, FI-20014 University of Turku, Finland

^jEuropean Space Agency (ESA), European Space Research and Technology Centre (ESTEC), Keplerlaan 1, 2201 AZ Noordwijk, The Netherlands

^kCRESST, Department of Physics and Center for Space Science and Technology, UMBC, Baltimore, MD 210250, USA

^lNASA Goddard Space Flight Center, Code 661, Greenbelt, MD 20771, USA

^mDr. Karl Remeis-Sternwarte & Erlangen Centre for Astroparticle Physics, Friedrich-Alexander-Universität Erlangen-Nürnberg, Sternwartstr. 7, 96049 Bamberg, Germany

arXiv:2105.05547v1 [astro-ph.HE] 12 May 2021

Abstract

INTEGRAL is an ESA mission in fundamental astrophysics that was launched in October 2002. It has been in orbit for over 18 years, during which it has been observing the high-energy sky with a set of instruments specifically designed to probe the emission from hard X-ray and soft γ -ray sources. This paper is devoted to the subject of black hole binaries, which are among the most important sources that populate the high-energy sky. We present a review of the scientific literature based on *INTEGRAL* data, which has significantly advanced our knowledge in the field of relativistic astrophysics. We briefly summarise the state-of-the-art of the study of black hole binaries, with a particular focus on the topics closer to the *INTEGRAL* science. We then give an overview of the results obtained by *INTEGRAL* and by other observatories on a number of sources of importance in the field. Finally, we review the main results obtained over the past 18 years on all the black hole binaries that *INTEGRAL* has observed. We conclude with a summary of the main contributions of *INTEGRAL* to the field, and on the future perspectives.

Keywords: black hole physics, X-rays: general, gamma-rays: general, accretion disc, jets, binary stars

1. Introduction

X-ray binaries (XRBs) are binary systems consisting of an ordinary star and a compact object, which can be a stellar-mass black hole (BH) or a neutron star (NS). Those containing a BH are referred to as black hole binaries (BHBs). The compact object is formed by the collapse of the core of a massive star at the end of its (relatively quick) evolution. The gas from the companion star is stripped away and forms an accretion disc around the compact object, where the gas is heated up through viscosity to millions of degrees, causing the gas to emit X-rays. The presence of an accretion disc, coupled with the deep gravitational potential well around the compact object, gives rise to different kinds of outflows, streams of matter launched from different regions of the accretion flow. Outflows are able to carry away from the system a significant fraction of the matter and energy, which could have potentially fallen onto the compact object, so that XRBs act to heat their environment rather than behaving only as sinks. Outflows can take the form of relativistic, transient or persistent collimated jets, but also warm or cold, poorly collimated winds (and essentially anything in between), and are observed in different portions of the electromagnetic spectrum,

from the radio wavelengths up to the X-rays.

With their fast evolution, which takes place on humanly accessible time-scales, BHBs, together with NS binaries [369], constitute the best laboratories where to study the extremes of physics in real time: around collapsed objects one can probe the behaviour of matter in the presence of extremely curved space-time, which is at the base of the accretion process, but also the physics underlying the particle acceleration behind the launch of relativistic jets and winds.

There are approximately 60 known BHBs in our Galaxy. Of these, around 20 host black holes dynamically confirmed via spectro-photometric observations [64]. Another ~ 40 systems are referred to as BH candidates: they share a strong phenomenology with the confirmed black holes (e.g. [493, 336]). In the following, we will not differentiate between candidate and confirmed BHs, and we shall refer to these systems collectively as the BHBs. The BH discovery rate is currently limited by the X-ray outburst rate of BHBs (the number of persistent systems being so dramatically lower than that of transient ones), which is relatively small - on average 2 outbursts per year - due to the typically low duty cycles of these systems. Most transient

BHBs are X-ray bright for only a small fraction of the time that is on the order of a few percent, and most of the time, they are in a quiescence state, i.e. very X-ray dim or (more typically) invisible to observers from Earth [53]. Therefore, the total of ~ 60 known BHBs in the Galaxy is necessarily only a minute fraction of the actual Galactic BHB population, which is thought to be greater than $\sim 10^4$ [511]. In turn, the Galactic BHB population represents an equally minute fraction of the total number of stellar mass BHs in the Milky Way, estimated to be in the range of 10^8 – 10^9 [489, 44].

1.1. History

The first BHB, Cygnus X-1 (Cyg X-1), was discovered in 1964 [40, 146], at the dawn of X-ray astronomy, via sounding rockets carrying X-ray sensitive instruments. Cyg X-1 became the first candidate for systems hosting a BH when optical observations revealed its binary nature, thus allowing an estimate of the mass of the compact object [35, 503]. Cyg X-1 is one of the few known persistent BHB systems in the Galaxy, which are relatively rare in the local Universe as it was established decades after its discovery. We now know that most BHBs are transients, and thus only visible during rare *outbursts*. A 0620–00 was the first transient system which was also classified as a BHB [286], with a lower limit to the mass of the compact object of $3.2 M_{\odot}$ [117]. A few additional transient BHBs were later discovered, including two X-ray sources in the Large Magellanic Cloud (LMC X-1 and LMC X-3), which were afterwards classified as BH candidates, and GX 339–4, one of the most extensively studied BHBs [273].

With the launch of the Ginga satellite and its all-sky monitor, the number of known BHBs started to increase. Among these, a notable case is that of GS 023+338 in 1989 [261], which was quickly connected with the optical source V404 Cygni, and also linked to an optical transient observed over 50 years earlier [184]. Casares et al. [63] obtained the first determination of the system’s mass function ($f(M) = 6.26 \pm 0.31 M_{\odot}$), making GS 2023+338 what is considered the first dynamically-confirmed BHB (even though Bolton [35] already claimed such record for Cyg X-1).

This era of early observations began to elucidate some of the basic properties of BHBs, namely that they vary on relatively-short timescales, and show significant flux changes, which led to the definition of a BHB’s high and low states [475]. Such states are largely based on observations of Cyg X-1, which were initially performed in a limited X-ray band only extending up to 10 keV. More detailed studies based on several observations—in particular of the transient GX 1124–683 (also known as Nova Muscae 1991), GX 339–4 and Cyg X-1—showed that the complex behaviour of BHBs could not be reduced to two states, and additional states were defined, based on the complex spectral and timing properties of these systems [see, e.g., 312, 181, 288, 106]. In particular, the first spectral studies based on the modelling of the accretion disc emission opened the way to techniques aimed at measuring the inner disc radius [310].

The hard X-ray/soft γ -ray sky has been notably explored in the 1980’ by the *CGRO* and *Granat* observatories, which both carried instruments covering a large energy domain, from a few

keV to a few MeV (and even more in the case of *CGRO/EGRET*). The study of accreting BHBs took a jump forward with the launch of the Rossi X-ray Timing Explorer (*RXTE*) satellite in 1995. *RXTE* carried an All Sky monitor (*ASM*) that allowed a lot more outbursts of old and new transients to be detected. *RXTE* also carried two high time-resolution instruments with large effective areas, which could operate in a very flexible way while accumulating high signal-to-noise data for timing and spectral studies in the 2–200 keV energy band. The **INTErnational Gamma-Ray Astrophysics Laboratory** (*INTEGRAL*) was launched in 2002, just few years after the *XMM-Newton* and *Chandra* X-ray satellites (both launched in 1999). It contributed significantly to the field of BH research by improving the knowledge of the high-energy emission from accreting XRBs, thanks to its sensitive high-energy instruments. These four observatories brought on an explosion of information, which led to new insights into the emission properties of BHBs that resulted in a much clearer understanding of the process of accretion onto compact objects [491, 492, 287, 106, 28].

Since their discovery, stellar-mass accreting BHs in Galactic binaries have been studied in comparison with the super massive black holes (SMBH) in Active Galactic Nuclei (AGN), with which they share a number of fundamental properties, reflecting the fundamentally similar physics underlying their emission [140, 295, 122, 377, 161]. Of course, Galactic BHBs have also been largely compared with other types of accreting binaries, first and foremost NS XRBs. Such systems in many respects show the same properties and characteristics of their BH counterparts, and thus provide the best control sample to test which of the fundamental processes governing the inflow/outflow of matter and energy around all accreting objects may be unique to BHs.

Another type of systems typically compared with BHBs is that of the enigmatic Ultra-Luminous X-ray (ULX) sources, a class of very bright, unresolved, extra-galactic X-ray sources, generally located at some distance from the centre of their host galaxies, and currently believed to be powered by accreting compact objects [206]. The compact object hosted in these systems have been proposed to be either a stellar mass BHs or (more likely) NS accreting either significantly above the Eddington accretion rate or non-isotropically (see e.g. [193]); or an intermediate mass black holes (IMBHs) accreting at much lower accretion rates [115].

A final type of BH-powered system that is being compared to BHBs especially in the late years is that of the tidal disruption events (TDEs), where a star is gravitationally captured by a (typically quiescent) SMBH and is partially or completely torn apart by tidal forces [400, 160, 178]. When such an encounter takes place, a relatively short-lived accretion disc forms around the SMBH from the stellar matter of the captured star. Such an accretion disc would then power the production of radio jets in many ways similar to those produced in BHBs and in the AGN [232]. This further strengthens the idea that the accretion/jet generation process occurs according to the same principles in *many* systems that share one key property: the combination of a deep gravitational potential well and an accretion disc.

1.2. In this paper

This review focuses on the systems identified as BHBs (candidates or dynamically confirmed), with an emphasis on the contribution that *INTEGRAL* has made to improve our understanding of these systems. We will restrict ourselves to the science of these systems, while the details relating to the *INTEGRAL* mission and its instruments are reviewed in Kuulkers and et al. [238, and reference therein], and the data reduction is discussed in the *INTEGRAL* user manuals¹

INTEGRAL is an ESA medium size mission dedicated to the spectroscopy and imaging of celestial hard X-ray/soft γ -ray sources, in the energy range 15 keV to 10 MeV with concurrent source monitoring in the X-ray (3–35 keV) and optical (V-band, 550 nm) energy ranges. The *INTEGRAL* payload consists of the two main soft γ -ray instruments, both using a coded mask imaging technique, with a field of view of $\sim 30^\circ$: SPI, a spectrometer that operates in the 18 keV–8 MeV energy range with an energy resolution of 2.2 keV (FWHM) at 1.33 MeV; and the imager IBIS, with a spatial resolution of 12 arcmin, operating between 15 keV and 10 MeV. *INTEGRAL* carries also two monitors, JEM-X (formed by two coded-mask units), sensitive to the X-rays (3–35 keV) with a field of view of 5° , and the optical monitor OMC, equipped with a Johnson V-filter to cover the wave-length in the 500–600 nm range. All instruments are co-aligned, and thus are able to cover simultaneously a very broad energy range.

INTEGRAL has permitted several important leaps forward in the understanding of BHBs and various aspects of accretion-ejection mechanisms. This progress has not been due to specific instrumental capabilities - even if at the time of launch in 2002, SPI featured the best spectral resolution and IBIS the best spatial resolution above 20 keV, compared to the other X-ray missions operational back then. Instead, advances have been made possible by the combination of many unique properties of the *INTEGRAL* mission, such as: a very wide field of view of 30° by 30° (900 square degrees); the ability to perform long uninterrupted observations of up to 3 full days; and a high sensitivity above 20 keV. These capabilities are also what made *INTEGRAL* ideal for the study of BHBs. Specifically, early stages of outbursts in the hard state could be detected serendipitously, so that simultaneous multi-wavelength observing campaigns could be promptly organised, and surveys and monitoring observations — especially of the Galactic plane and Centre — could be planned as core programs and encouraged as guest observers programs. All the above allowed for spectral transitions to be observed and probed in detail, and important connections between the X-rays (accretion flow)/soft γ -rays ('hard tails') and the radio (jets) emission to be investigated.

This paper is organised as follows: Section 2 describes the typical outburst evolution of BHBs, the states and transitions that characterise them and their properties. Section 3 looks at the different types of outflows that can be observed from BHBs, and reviews the current understanding of the connection that exists between accretion and outflows. Section 4 examines the

properties of the hard X/soft γ -ray emission probed by *INTEGRAL*, and briefly reviews the interpretations and models that have been put forward since the beginning of the mission. Section 5 details the main results obtained from *INTEGRAL* observations of BHBs. We first focus on a few sources of historical importance, which were most relevant for the understanding of BHBs in general, and to the understanding of which *INTEGRAL* particularly contributed (Section 5.1 to Section 5.6). Then we will briefly review the sources that have been discovered thanks to *INTEGRAL* (Section 5.7), and finally all the sources that *INTEGRAL* observed since its launch (Section 5.8 and Section 5.9).

2. Outbursts

In BHBs, the X-ray emission arises from the inner portion of the accretion flow, and possibly from the base of the jets (observed primarily in radio), which may or may not coincide with part of the accretion flow itself [274]. While a few BHBs are persistent sources, like the archetypal BH system Cyg X-1, (which is a persistent accretor and shows a luminosity consistently above $10^{37} \text{ erg s}^{-1}$), most of them are of transient nature. With a recurrence period that varies between several months and decades [53], the accretion rate onto the central objects increases by orders of magnitude and the sources enter their **outburst** phases, which are interleaved by (typically much longer) **quiescence** phases. During outbursts, the X-ray luminosity of XRBs increases, peaks and then decays, roughly tracing the changes of accretion rate onto the BH.

While active, most BHBs show significant luminosity variations that take them from the low quiescent luminosity of the order of $L \sim 10^{30-31} \text{ erg s}^{-1}$ [409], to values of the order of $L \sim 10^{38-39} \text{ erg s}^{-1}$ or more, and through marked spectral and fast time-variability changes. For most BHBs, outbursts—historically referred to as X-ray novae—last between a few weeks and a few months (although a few systems have shown decades-long outbursts, like GRS 1915+105), and generally recur on the timescale of years to decades [474].

2.1. Accretion states

The different properties observed during the outbursts of transient BHBs are generally associated with different accretion states, but even restricting ourselves to the two original accretion states identified in Cyg X-1 [475], the (low) hard and (high) soft states, the details of the emission are rather complex [e.g., 149], and have led to a number of state classifications [513, 179, 287]. In this review, we will arbitrarily follow the classification originally proposed by Homan et al. [179] (see also [29, 28]).

The various physical components that contribute to the energy spectra, as well as the various fast time-variability properties of the emission from BHBs, vary quickly (in \sim hours or faster) and in a correlated fashion, in ways that vary in different states and/or across certain state transitions. Outbursts of different sources, and even different outbursts from the same systems, show time evolution that can differ considerably. Fortunately, these variations follow repeating cyclical patterns of

¹See <https://www.isdc.unige.ch/integral/analysis>.

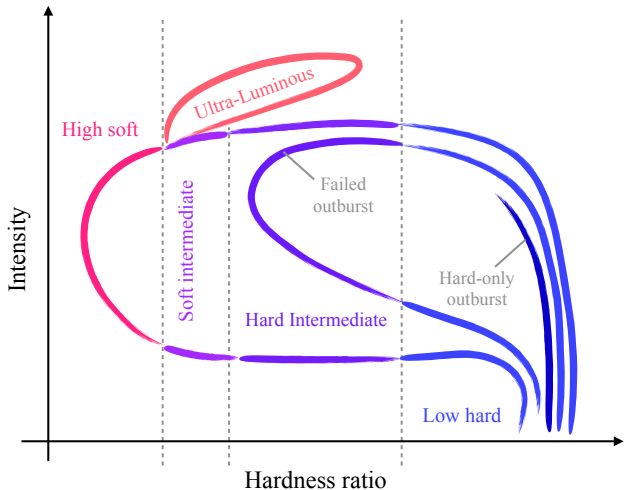


Figure 1: A sketch of a typical Hardness Intensity Diagram (HID). All the accretion states sampled during an outburst—save for the ultra-luminous state—occupy 4 different vertical bands in the HID. The name of each each state is marked on the plot. During an outburst, the “q-shaped” loop is travelled anticlockwise from the bottom right corner. All or only some of accretion states are sampled. Hard-only and failed outbursts are also marked on the figure. As noted in the text, the qualifications “low” and “high” attached to the hard and soft state denominations have an historical origin and do not hold a physical meaning.

behaviour that become apparent in a so-called X-ray **hardness-intensity diagram**, or **HID** [28] (see Fig. 1), where accretion states and transitions can be identified as specific regions of a q-shaped track. HIDs have been commonly used to describe the behaviour of accreting stellar mass BHs for over two decades now [28], but they have been used also in the case of NS binaries [336], and even in AGN [233, 471]. The HID is the X-ray equivalent of the Hertzsprung–Russell diagram used in stellar astrophysics, but instead of being populated by several sources at different evolutionary phases spanning several million years, the HID shows the same source evolving quickly (over weeks to years) through different states. An HID shows the X-ray intensity in units of (instrumental) count rate, luminosity, or flux as a function of a hardness ratio, calculated as a ratio of count rates (or luminosity, or fluxes) measured in two energy bands (hard over soft is typically used).

The general evolution of a transient BHB during an ordinary (as opposed to failed, see below) outburst is roughly always the same: a “q-shaped” track is travelled counterclockwise in the HID from the bottom right, which corresponds to the initial phase of an outburst, just above the quiescence, which is in general not included as most X-ray telescopes are not sensitive enough to detect sources at such low luminosity. The **(Low) Hard State (LHS)**, which is observed at the beginning and at the end of an outburst, can be roughly identified with the right-hand vertical branch; the **(High) Soft State (HSS)**, generally including or following closely the peak of the outburst, corresponds to the left-hand side vertical branch² of the q-loop. We note that the qualifications “low” and “high” attached to the

hard and soft state denominations are a legacy of the original state classification based on the first observations of Cyg X-1, and thus have an historical rather than physical meaning.

The transition between the two main states takes place at two different flux levels: at high flux, as the source moves from the LHS to the HSS, and at low flux, when it transitions back from the HSS to the LHS completing an hysteresis cycle [313]. Along the two horizontal branches that complete the q-track, lie the Intermediate States, which are often split in two states - the **Hard Intermediate State (HIMS)** and **Soft Intermediate State (SIMS)**. These two intermediate states can be distinguished from each other thanks to their different timing properties [28]. In a few sources a fifth state has been observed, the so-called **Ultra-Luminous State (ULS)**, or anomalous state [320]. Such a state shares some characteristics with the two intermediate states, and is characterised by a high luminosity, which can reach or even exceed the Eddington Limit [488].

Over the decades of X-ray monitoring of several BHBs with, a general pattern has emerged, according to which a source moves around the hardness-luminosity plane following the sequence LHS-HIMS-SIMS-HSS-SIMS-HIMS-LHS. Occasional brief excursions back and forth from and to the HIMS and SIMS have been observed in a few systems, as well as transitions all the way back to one of the main states (LHS or HSS) in rare cases (see [125] and, e.g., [319, 320] for GX 339–4 and GRS 1655–40, [43] for XTE J1859+226).

Despite the general pattern followed by many transient BHBs in outbursts, a relatively small number of unusual outbursts has been observed over the past decades, in which sources do not show all the main accretion states. A number of sources never leave the LHS during the outburst [42], and show hard-state-only outbursts. Other sources proceed to an intermediate state before returning to the HS and quiescence, without, however, completing a full transition to the HSS and back ([58, 129, 460], see Sec. 5.7.4, 5.8.6, 5.8.8). Such outbursts are generally referred to as *failed* outbursts, even though the same term is also sometimes improperly used in the literature to indicate hard-state-only outbursts (see below). It is worth noting that some sources have undergone both canonical outbursts and failed outbursts [467]. Since most of the failed outbursts are under-luminous, it has been argued that the lack of a transition to the HSS might be connected with a premature decrease of the mass accretion rate, as during the 2008 outburst of H1743–322 [60] (see Sec. 5.7.4).

Weaker outbursts can follow the initial outbursts by some weeks to a few months [e.g., 208]. These events, referred to as re-flares or re-brightenings, are very similar to the hard-state-only outbursts mentioned above, so much so that it is not clear whether these two types of outbursts are physically distinct. During re-flares, a source temporarily rises out of quiescence to a higher luminosity, but no transition to a softer state is observed, so that the system remains in the hard state, thus only travelling up and down the right-hand side vertical branch of the HID. Analogous secondary outbursts are also seen in systems

²Note that the right and left-hand side branches are not exactly vertical.

This is an effect of the logarithmic scale typically used to display HIDs, which minimises the significant softening observed as sources brighten.

hosting a white dwarf (see, e.g., [240]) or a neutron star (e.g., [251, 373]), suggesting a disc instability origin, or reflecting an increase in the mass released from the companion star, perhaps induced by X-ray heating of its outer layers during the primary outburst (e.g., [474, 245]).

The accretion states are defined based on specific properties, which emerge both from the analysis of the X-ray spectra of the source considered, as well as on their fast-time variability properties. The latter play a crucial role especially when it comes to the definition of the two intermediate states (see Section 2.3). In the following sections, we will give a brief overview of the main spectral and fast-time variability properties typically observed in transient BHBs.

2.2. Spectral properties of BHBs

The typical X-ray (~ 0.1 – 200 keV) spectrum of a BHB is characterised by two main components (unlike the more complex spectra from accreting NSs), which play a different role in the different accretion states. A geometrically thin, optically thick disc [445] truncated at a certain radius - the inner disc truncation radius - generally larger than the innermost stable circular orbit (ISCO, [13]), is responsible for black-body-like emission below ~ 6 keV, and takes the form of a multi-colour disc black body in the spectrum [445]. The emission from such a disc peaks at a few keV and is scarcely variable on time-scales of hours and shorter, thus does not contribute significantly to the overall variability of BHBs on such time-scales.

A cloud of electrons located close to the BH is believed to be primarily responsible for the non-thermal emission due to Comptonisation of disc seed photons, appearing typically above 5–10 keV [470, 162]. Such a cloud of electrons has been historically referred to as the corona, in analogy with the solar corona, although it is now clear that the BH coronae have little to do with stellar coronae, and a lot to do with the accretion flow itself, which the corona is most likely part of. The geometry of the corona is still debated, but it seems that at least part of it coincides with to what is generally referred to as *hot flow*. This is the central part of the accretion flow, which puffs up into a relatively geometrically thick, optically thin accretion flow. The hot flow is believed to replace or sandwich the razor-thin Shakura-Sunyaev disc that exists further out [446, 343, 118, 106, 271, 272, 270], so that the accretion flow from the inner disc truncation radius inwards is best described by a geometrically thick disc. The electrons in the hot flow (which are thermalised) up-scatter the disc photons (or seed-photons) giving rise to hard X-ray emission above 6 keV. Such photons produce a power law-like component in the X-ray spectra featuring a high-energy cut-off that reflects the temperature of the Comptonising electrons [114, 470, 514, 199, 106]. Such non-thermal emission, unlike the disc emission, is highly variable, and it is responsible for the marked fast time variability typical of accreting BHBs.

In the soft state, where the electrons have cooled down by the increasing amount of seed photons being up-scattered, this hard X-ray component does not show any cutoff below MeV

energies. Therefore, a small population of electron with a non-thermal/powerlaw distribution, has been proposed to be responsible for the up-scattering of the seed photons [83, 388, 147, 293, 522].

Besides the emission from photons Comptonised by thermally-distributed electrons, an additional non-thermal component may also be present, depending on the accretion state a source is sampling. This type of emission appears as a second power law like tail, which does not show any cut-off and extends up to the MeV region [38]. The physical origin of this high-energy tail is not clear, even though it has been explained in terms of a contribution of the jets, or as the result of the Comptonisation of the seed photons on a population of non-thermal electrons. This topic has been largely investigated by *INTEGRAL*, and more details on the issue of the origin of this soft γ -ray emission in BHBs is treated in more detail below, in Section 4.

A third component - the reflection - can appear in the spectra as well, superimposed to the spectral continuum determined by the aforementioned components. The reflection emission is believed to arise from the hot flow emission reflecting off the geometrically thin disc, and takes the form of a number of lines around 6.4 keV (including the Fe $K\alpha$ line and a number of lines attributed to several Fe ionization states) and a high-energy hump peaking at around 30 keV [145]. In some sources, where the presence of a local absorber significantly affects the X-ray emission (see, e.g. V404 Cyg, Sec. 5.3, [331]), what is called *reflection* includes the radiation reprocessed in the local absorber (including up- and down-scattering in a cool, possibly in-homogeneous, nearly optically-thick medium), and should be more correctly referred to as *reprocessed* emission [e.g., 329, and Sec. 5.3.2].

The contributions of all these components vary in the different accretion states, and determines the overall spectral shape in the X-ray band (~ 1 – 200 keV) and fast time-variability properties of BHB in outburst. The accretion disc dominates the X-ray emission in the HSS, which is thus characterised by a soft X-ray spectrum and very little to no thermal (i.e. Comptonised) emission in the ~ 1 – 200 keV energy band, and very limited fast-time variability ($< 5\%$). The non-thermal emission from the hot flow dominates the LHS, which shows hard spectra extending up to several tens and sometimes even hundreds of keV, with little to no contribution of a thermal disc-blackbody, and a large fraction of fast time-variability (up to 30%). In the HIMS and SIMS (and during the ULS, when sampled), both the thermal and non thermal emissions are present, with the contribution of each component smoothly decreasing/increasing in the spectrum depending on the outburst phase: as a source moves from the LHS to the HSS, the inner disc truncation radius decreases, the hot flow emission decreases, and the thermal emission rises. The opposite trend is observed when a source moves from the soft to the hard state, with the disc emission progressively decreasing and the hot-flow emission increasing, as a consequence of an increase in the inner disc truncation radius [106]. These trends drive changes in the fast time variability, which decreases along the LHS to HSS transition (from above 20% to 10% in the HIMS, and between 5% and 10% in the SIMS), and increases along the opposite direction. This is due to both the de-

crease/increase of the number of non-thermal and variable photons, and the increase/decrease of thermal/non-variable photons which dilute the integrated variability.

2.3. Fast time variability properties of BHBs

Black hole X-ray binaries have been known to be variable on short timescales since the very first observations of Cygnus X-1 [475]. When the available X-ray instrumentation became sufficiently sophisticated to allow detailed variability studies on short (sub-second) time-scales, the definitions of states and transitions were refined to include fast timing properties [493, 287, 28].

While the long-term (days to years) variability of transient BHBs in outburst is most commonly described through the HID, the shorter time-scales cannot as easily be appreciated by the same means, and even the inspection of a source's light curve can be unpractical. Hence, the fast (i.e., sub-minute) time variability in accretion binaries is best studied in the Fourier domain, and the Power Density Spectrum (PDS) - the modulus squared of the Fourier transform of the light curve - is a tool commonly employed to study the emission from X-ray binaries. The PDS from BHBs typically displays several different features, ranging from various types of broad-band noise spanning several decades in frequency (i.e. essentially scale-free), to much more narrow features, called quasi-periodic oscillations (QPOs).

QPOs have been discovered in the late '70s in the BHB GX 339-4 [440], and have been observed since then not only in virtually all BH and NS X-ray binaries, but also in a number of ULXs and AGN [206, 2]. QPOs reflect the oscillations of the accretion flow in the strong field regime, and yield accurate centroid frequencies linked to the motion of matter and/or accretion-related timescales. Thus, the study of variability in general and QPOs in particular provides a way to explore the accretion flow around BHs in ways which are inaccessible via the spectral analysis alone. The association of QPOs with specific spectral states and transitions indicates that they could be a key ingredient in understanding the details of the physical conditions underlying the accretion states. Furthermore, being produced in the vicinity of relativistic objects such as BHs and NSs, QPOs are expected to carry information about the condition of matter in the strong field regime, thus providing powerful probes of the predictions of the Theory of General Relativity.

Most of the components found in a typical PDS, and in particular QPOs, have been studied in great detail by fitting the Poisson noise subtracted PDS of many observations with various empirical models, the most commonly used consisting of a sum of Lorentzian functions. From Parseval's theorem, the PDS can be normalised such that its integral over all positive frequencies is equal to the square of the fractional root mean square deviation (or *rms*) of the corresponding time series (this results in a PDS fractional *rms* normalisation). The *rms* essentially quantifies how variable a given time series is in a given Fourier frequency range. The typical frequency range sampled by the recent X-ray instruments is from a few mHz to a few kHz (ms to ks).

QPOs in BHBs are normally divided into two large groups, based on the frequency range where they are usually detected: the low frequency QPOs and the high-frequency QPOs. The former in BHBs have traditionally been classified into three types: A, B and C.

Type-C QPOs are by far the most common type of QPO in BH systems. Type-C QPOs can be detected in all accretion states (perhaps except the SIMS), although they are most prominent in the HIMS and at the bright end of the LHS, where the overall variability is large - up to 30% rms in the 0.1-100 Hz band. The centroid frequency of type-C QPOs is highly sensitive to the state of the source, rising from a few mHz in the LHS at low luminosities to ~ 10 Hz in the HIMS, and up to ~ 30 Hz in the ULS. Type-C QPOs have also been observed at optical (e.g. [318, 189, 143]), ultraviolet [185] and infrared [211] wavelengths. Type-B QPOs have been detected in a large number of BHBs and they appear during the SIMS, which is in fact *defined* by the presence of a Type-B QPO [28], and by a rms level of $\sim 5-10\%$ in the 0.1-100 Hz band. They are characterised by a relatively high amplitude (up to $\sim 5\%$ rms) and narrow ($Q \gtrsim 6$) peak, and generally show centroid frequency at 5-6 Hz (even though type-B QPOs with significantly lower centroid frequencies have been also reported [322]). Being associated to a short-lived accretion state, type-B QPOs are comparatively much less frequent than Type-C QPOs. The same is true for type-A QPOs, which are the least common type of LF QPO in BHBs: the entire *RXTE* archive only contains ~ 10 significant Type-A QPO detections.

High Frequency QPOs (HFQPOs) are rare features in BHBs (but much more common in NS XRBs, [e.g., 331]), and to date most of the confirmed detections have been made by *RXTE* (but see also [27]). The first HFQPO was detected in 1997 in GRS 1915+105 (at ~ 67 Hz [317]) which is the source where the vast majority of HFQPOs come from. Other sources who have been claimed to show HFQPOs - all at frequencies significantly higher than in GRS 1915+105 - are XTE J1550-564, GRO J1655-40, XTE J1859+226, H 1743-322, GX 339-4, XTE J1752-223, 4U 1630-47, IGR J17091-3624 (which also shows a high-frequency QPO at ~ 67 Hz, [4]). However, most detections have been proven to be not statistically significant, leaving only a handful of detections from two sources (XTE J1550-564, GRO J1655-40, see [30]).

Many models have been proposed for both LFQPOs and HFQPOs, some of which have been developed for years and largely tested against data, while others are little more than ideas mentioned in a few papers at most. Dwelling on the details of the theoretical models for QPOs is beyond the scope of this work, and therefore we refer the interested reader to [192] and references therein for a recent review on the topic. Here we will only mention that the only type of QPO that has a relatively widely accepted explanation is the type-C. Type-C QPOs have been ascribed to the Lense-Thirring precession of particles within the accretion flow, a General relativity effect that arises from the frame dragging occurring in the vicinity of spinning massive compact objects [248, 191, 326].

3. The accretion-ejection connection.

The '90s saw a leap forward in the knowledge of accreting BHBs thanks to a remarkable increase in the X-ray data available. These years were also marked by the discovery of relativistic jets from the BHBs GRS 1915+105 [308] and 1E1740.7–2942 [309], to which followed the discovery of more jets from a number of other X-ray binaries hosting either BHs (see e.g. [166, 164, 86]) or NSs [133, 296]. BHBs began to be referred to as *micro-quasars*, in analogy to a jetted sub-class of Active Galactic Nuclei (AGN) - the quasars - where radio jets had been already observed frequently in radio for at least a few decades. Such a discovery opened a new path to the study of accretion and its connection with the generation of jets, and of outflows in general, which is often referred to as to *disc-jet coupling*³, or accretion-outflow connection.

Similarly to what happened for the radio jets, which were observed much earlier around SMBHs than around stellar mass BHs, powerful winds, relativistic and not - already observed in a number of AGN - were also discovered initially only in BHBs [378] and later in NS systems as well [379]. Unlike jets, which are believed to be mildly to highly collimated and approximately orthogonal to the accretion disc, winds appeared to be flowing in an almost equatorial direction with respect to the accretion disc, and are thus detected mainly in sources observed at high inclination (i.e. close to edge-on) [378]. Probably due to the low number of simultaneous multi-band observations available, it initially seemed that disc winds and jets were mutually exclusive, with the first being launched in the radio-free HSS, where the radio activity was generally thought to be quenched. It must be noted that in the past observations were carried out mainly in the X-ray band, which prevented to fully grasp the contribution of some components of accreting systems (such as jets and winds), which can be energetically very important. It has now become clear that the full picture is significantly more complex than that available only a decade ago, and new observations, more and more often carried out simultaneously in several energy bands (primarily in the soft and hard X-rays and radio, but also in optical, infra-red, and sub-mm band) are continuously unveiling unknown properties of jetted accreting systems that highlight how the connection between the accretion process and the generation of outflows is far from being fully understood.

The general picture which started to emerge in the early '00s remains overall true. During the LHS, steady, compact (i.e., generally not resolved in high-resolution radio images) and mildly relativistic jets dominate the radio emission. Simultaneous X-ray and radio observations of BHBs in the LHS have evidenced the existence of a non-linear correlation between the X-ray and the radio luminosity, originally observed in GX 339–4 [165] and then found in many other BHBs by several authors in the last two decades. This correlation was

³Even if this term has been initially coined to describe the connection that exists between the accretion disc and the generation of jets, it is now more broadly used to describe the connection between the accretion flow and all the outflows that the disc is capable of generating.

initially considered universal [140] - which led to a number of works on the fundamental plane of black hole activity [e.g., 295, 122, 377, 161]. More recently it became clear that most transient BHBs are considerably less luminous in the radio band than GX 339–4 [89, 331], and populate a second track in the radio-X-ray plane, which effectively includes the majority of the known BHBs [325].

During the intermediate states, and in particular close to the HIMS-SIMS transition, powerful relativistic radio ejections are observed, which are often resolved as synchrotron emitting blobs in radio Very Long Baseline Interferometry (VLBI) high-resolution images. Jets—both the steady compact jets, and the transient relativistic one—are believed to transport an enormous amount of (kinetic) energy, which is transferred to the BH surrounding. Observational evidence exists that the power output of low-luminosity – i.e. the overwhelming majority of – stellar mass BHs is dominated by the kinetic energy of ‘dark’ outflows, whose key signature is the eventual energising of the ambient medium [137].

In the soft states, highly ionised winds - the presence of which is determined via the detection of characteristic X-ray absorption lines - are launched on a quasi-equatorial direction at up to relativistic velocities. Winds are thought transport a huge amount of matter away from the accretion disc, possibly comparable with the amount of mass accreting onto the black hole, and perhaps enough to trigger a return to the hard state [333]. Occasionally, cold winds (i.e., consistent with being not ionised), which appear to co-exist with the radio jets (either the compact steady jets, or the discrete, relativistic ones), have also been observed in the optical band during the hard and hard intermediate states [333]. Such finding was among the first pieces of observational evidence to cast doubts on the idea according to which jets and winds are associated with different accretion states, and therefore cannot co-exist.

A different sort of cold outflow has been observed in a limited number of systems, all believed to erratically or persistently accrete at or above the Eddington limit: a non-homogeneous, optically-thick mildly relativistic outflow which arises from the inner part of the accretion flow as a result of radiation pressure forces, which develop at high accretion rates. In a rather spectacular way, V404 Cyg displayed the best example of such an outflow observed to date (see Sec. 5.3), but other sources show a similar property, albeit in a less extreme way (see e.g. [300, 350, 228, 327] for the case of GRS 1915+105, [408] for V4641Sgr, and [170, 332] for Swift J1858.6–0814). Interestingly, again similarly to the case of both jets and winds, outflows of this sort have been already observed - although not frequently - around SMBHs, in those AGN which are generically referred to as obscured (see e.g., [331] for a discussion on the topic).

4. The high-energy emission from BHBs in the *INTEGRAL* era

Understanding the mechanisms of production of high-energy photons by XRBs is crucial for understanding the physical processes at work in the regions surrounding the central compact

objects. The properties and evolution of the two main components constituting the energy spectra of BHBs - the cool, geometrically thin disc, and the hotter, geometrically thicker hot flow (see Sec. 2.2) - explain well the spectral shape evolution from the sub-keV region up to $\sim 100\text{--}200$ keV. As already mentioned above, the $\sim 10\text{--}200$ keV spectrum is well understood in terms of Comptonisation of soft photons from the disc by the Maxwellian-distributed electron population in the hot flow [514].

As soon as the signal to noise ratio became high enough thanks to improved instrumental sensitivity, it also became clear that the BHB emission above $\sim 100\text{--}200$ keV deviates from the spectral shape expected in the presence of a thermal Comptonisation continuum. The earliest observations of Cyg X-1 (see Sec. 5.2) in its hard state, revealed the first hints of spectral hardening above a few hundreds of keV (see [254] and references therein) as well as the presence of possible annihilation line features [353]. More robust results followed at the beginning of the '90s, with the launch of space-bound missions covering a broader energy domain, which featured improved sensitivity that started to shed light on the soft γ -ray emission from BHBs. Instruments such as OSSE & COMPTEL on *CGRO*, and *SIGMA* on *Granat*, which observed the sky from 15 keV up to few MeV, really opened the way to the exploration of the high-energy emission from BHBs.

A soft γ -ray tail, in excess of a thermal Comptonisation and in the form of a simple power law, was confirmed in Cyg X-1, both in the soft and in the hard states [291, 293]. A similar component was also tentatively detected in the transient BHB GX 339-4 [502] and in Nova Persei (GRO J0422+32), a bright X-ray transient discovered in 1992 by *CGRO/BATSE* [159, 200, 255]. Such findings have emphasised the need to explore the high-energy sky above a few hundreds keV.

Thanks to *INTEGRAL*, more and more observations covering the high-energies have become available over the years, revealing a more complex configuration. The *INTEGRAL* mission was specifically designed to investigate in greater detail the hard X-ray/soft γ -ray domain, in particular thanks to two instruments - IBIS and SPI - featuring high sensitivity in the energy band from 20 keV to a few MeV. *INTEGRAL* observations of Cyg X-1 assessed the presence in the hard states of a spectral component extending to the MeV, beyond the Comptonised emission observed in all the known BHBs [38, 52, 267, 203, 100]. Thereafter, the presence of such a soft γ -ray tail was revealed by *INTEGRAL* in several BHBs, when in hard or hard-intermediate states (e.g. GX 339-4 [102], GRS 1758-258, [381], 1E 1740 [37], V404 Cyg [428], Swift J174510.8-262411 [98], MAXI J1820+070 [427], GRS 1716-249 [17]) and also in a few systems harbouring a neutron star (e.g., GS 1826-238, [412]). After the launch of *INTEGRAL*, it started to become clear that if the presence of the second component (referred to in the literature as the "hard tail" or the "soft γ -ray tail") is omitted in the model description of a BHB broad-band spectrum, the temperature of the Comptonising medium may be affected and will be overestimated. Furthermore, variations in the soft γ -ray component may mimic an evolution of the apparent temperature and/or optical depth of the Comptonised continuum. This is particularly

important for instruments with limited sensitivity in the corresponding energy domain (i.e., above 200 keV), which would not be able to properly probe the soft γ -ray tail and its variations.

Various works were dedicated to the study of the variability of this high-energy emission and to its correlation with other spectral components (see the individual source sections below), and evidence was found that the soft γ -ray tail evolves independently from the thermal Comptonisation emission [109]. However, none of these works has allowed the validity of one particular scenario over the others to be confirmed [e.g., 199, 268, 375, 204]. Various hypotheses on the nature of the soft γ -ray tail have been put forward: a second Comptonisation region (or a gradient of temperature in one single emission region), a pair plasma [e.g., 37, 353] or - probably the most popular one - an hybrid thermal/non-thermal electron population [e.g., 83, 387]. It has also been suggested that the high-energy tail could be at least partially explained in terms of a jet contribution to the X-ray emission (see also Section 3), but the level of this contribution is the subject of intense controversies.

INTEGRAL detected a strong polarisation of the soft γ -rays (0.4-2 MeV) from Cyg X-1 ([247, 202], see Section 5.2), which indicates that the jet synchrotron emission likely dominates at these energies, in particular in the hard states [422]. Polarisation measurements on other BHBs proved to be difficult mainly due to low number statistics limitation, as polarisation measurements based on IBIS and SPI data require the accumulation of an important number of photons above ~ 100 keV, which is often challenging in sources not as bright as Cyg X-1. Therefore, the vast majority of the polarisation measurements from XRBs made by *INTEGRAL* come from observations of Cyg X-1, even though tentative polarisation detections exist for two extreme transients (V404 Cyg, [246] and MAXI J1348-630, [Cangemi, F, PhD thesis, 2020]).

At low energies (i.e. below a few tens of keV), the measured polarisation is limited (<10 percent in the case of Cyg X-1, [257, 71]), which seems to favour Comptonisation in an extended hot flow for the bulk of the observed X-ray emission below ~ 200 keV [71, 72]. However, some authors have pointed out that Comptonisation, or hybrid Comptonisation, may also arise in the jets [e.g., 275, 244], but for this component to dominate the X-ray emission, the energy budget requires the ejected plasma to be dominated by electron-positron pairs [264, 259]. A highly polarised emission in the soft γ -rays, instead, points at the presence of a synchrotron emission arising from an ordered medium, most probably a jet. It seems therefore possible that the (polarised) soft γ -ray emission arises from the same population of electrons that generate the synchrotron emission in radio, and that the jet produces most of the photons observed above 300-400 keV. The fact that the polarisation fraction increases with energy (from less than 20% below ~ 230 keV, to greater than 75% above ~ 400 keV) is consistent with a scenario where the jet contributes marginally to the emission below ~ 100 keV - where instead inverse Compton is responsible for the bulk of the emitted photons - and dominates above ~ 400 keV in a form of a power law-like spectrum with photon index ~ 1.6 [247, 202].

Theoretical studies performed by Zdziarski et al. [521] demonstrated that jet models can in fact explain the soft γ -ray-energy emission assuming continuous particle acceleration along the jet. However, standard jet models usually require rather extreme parameters in order to reproduce the observed MeV spectrum of X-ray binaries [e.g., 521, 17, 214], such as a very hard electron energy distribution (electron index ~ 1.5) and strong constraints on the magnetic field. Therefore, on the one hand, the spectrum observed above the high-energy cut-off is more easily interpreted in terms of inverse Compton emission from a small population of non-thermal particles located near the BH [e.g., 387, 265, 389]. On the other hand, the problem in this scenario is that the degree of polarisation expected from these hybrid thermal/non-thermal Comptonisation models would be much weaker than that observed, e.g., by *INTEGRAL* in Cyg X-1 above 300 keV [21].

Even though more and better data are necessary to further investigate the nature of the soft γ -ray tails in BHBs in order to solve the above discrepancy, the high degree of polarisation observed in the very hard tail makes a jet origin quite plausible.

5. Galactic Black Holes

In this section, we will briefly review the results that have been obtained thanks to *INTEGRAL* on BHBs. With no pretence of being exhaustive, we aim to give an overall view of the contribution of *INTEGRAL* to the field, focusing on the results that we consider most relevant. We will concentrate on a few sources that we judge particularly relevant because of their historic importance, as well as of their specific characteristics and behaviour, i.e., GRS 1915+105 (Section 5.1), Cyg X-1 (Section 5.2), V404 Cyg (Section 5.3), GX 339-4 (Section 5.5), 1E1740.7-2942 (Section 5.6). In Section 5.7, we will go through the sources that were discovered by *INTEGRAL*, in Section 5.8, we will review other BH systems that *INTEGRAL* observed over its 18 years of activity. Finally, we will briefly overview SS 433 and Cyg X-3, which may host a stellar-mass BH (Section 5.9.1 and Section 5.9.2). Table 1 lists all the sources covered in this work, along with their coordinates, and the references to the most relevant works reporting findings obtained based on *INTEGRAL* data.

5.1. GRS 1915+105

5.1.1. A short resume of a very peculiar source

GRS 1915+105 was discovered in 1992 with the WATCH instrument on-board *Granat* [68]. It is considered a transient source, although it has always been active since its discovery. Contrary to most other sources, and until quite recently [e.g., 349, 180, 417, 327], GRS 1915+105 has always been found in a bright X-ray state, and is most likely one of the brightest BHBs in our Galaxy.

Infrared observations made with X-shooter allowed the orbital period to be refined to $P \sim 33.85$ days [461], and to obtain a mass measurement of $M_{\text{BH}} \sim 10.1 M_{\odot}$ and $M_{\text{Star}} \sim 0.47 M_{\odot}$ for the BH and its K-M III companion star, respectively. A distance of ~ 9 kpc was obtained by Reid et al. [401] from VLBA

radio parallax measurements, which allowed the mass to be re-evaluated and refined ($M = 12.4^{+2.0}_{-1.8} M_{\odot}$), and the jet inclination and average speed to be accurately estimated - $\sim 60^\circ$ and between 0.65c and 0.81c, respectively [401].

GRS 1915+105 is amongst the few microquasars that do not behave like the vast majority of Galactic black hole systems (a la GX 339-4)⁴. Among its most obvious peculiarities:

- it has been in outburst for almost ~ 30 years, most likely because of its large accretion disc, the largest among all the known Galactic BHs, which provides an extremely large mass reservoir;
- its outburst is characterised by extreme variability on seconds to years timescales (see Fig. 2), with X-ray flares appearing randomly either isolated or in series, interspersed by longer phases of bright but steadier X-ray emission (Fig. 2);
- it is highly variable at all wavelengths on short time-scales: in particular, on sub-second time scales shows both LF & HFQPOs [e.g., 317, 338, 421], and on seconds-minutes time-scales it displays large oscillatory repetitive patterns (including the so-called heartbeats) [e.g., 307, 24, 224]
- it does not clearly follow the common 'Q-shape' pattern in the HID, which is typical of the vast majority of BHBs (Sec. 2), but shows transitions between three accretion states in many ways similar to the canonical ones [24] (see below).
- besides major relativistic discrete jets and the LHS compact jet, which are also observed in other BHBs, it also shows another type of jet, characterised by repeated small ejections in fast succession (tens of minutes, with fluxes of the order 30-100mJy [e.g., 380]).

5.1.2. The largest display of variability patterns

The *RXTE* satellite monitored GRS 1915+105 intensively over its 16-years long life-time, generating one of the largest soft X-rays dataset at high time resolution for this system. Based on ≈ 8 years of data, Belloni et al. [24] identified 12 distinct variability patterns in the 1-s resolution X-ray light curve of GRS 1915+105. Such variability classes repeat randomly in time, tracing specific patterns in a colour-colour diagram⁵, and are believed to reflect transitions among three accretion states, labelled A, B, and C. Such states are roughly equivalent to - but not coincident with - the HSS (state A), a bright SIMS (state B), and a bright HIMS (state C), with which they share common fast temporal properties, in particular in terms of the presence and behaviour of QPOs [e.g 338, 339, 421, 419, 424].

⁴See also V404 Cyg and Cyg X-3 as two more obvious 'outliers', although likely for different reasons (Sec. 5.3 and 5.9.2)

⁵A colour-colour diagram is similar to the HID, but the intensity is replaced by a second hardness ratio (or colour), obtained from intensities measured in two extra energy bands.

System	Coordinates J2000	References (based on <i>INTEGRAL</i> results)
GRS 1915+105	19 15 11.55 +10 56 44.90	[110] [135] [167] [168] [423] [424] [417]
Cygnus X-1	19 58 21.67 +35 12 05.78	[18] [38] [47] [52] [55] [100] [201] [202] [203] [247] [258] [268] [383] [385] [422]
V404 Cyg	20 24 03.82 +33 52 01.90	[1] [128] [204] [207] [236] [237] [328] [329] [333] [344] [413] [415] [428] [441] [452]
GX 339-4	17 02 49.38 -48 47 23.16	[26] [46] [50] [97] [102] [198]
1E 1740.7-2942	17 43 54.83 -29 44 42.60	[37] [36] [95] [96] [101] [67]
IGR J17091-3624	17 09 07.61 -36 24 25.70	[59] [241] [260] [418]
IGR J17098-3628	17 09 45.93 -36 27 57.30	[60] [73] [150] [151] [392]
IGR J17177-3656	17 17 42.62 -36 56 04.5	[134] [367]
IGR J17464-3213	17 46 15.60 -32 14 00.86	[60] [61] [199] [371] [407]
IGR J17454-2919	17 45 27.68 -29 19 53.45	[74] [75] [363] [366]
IGR J17497-2821	17 49 38.04 -28 21 17.50	[239] [458]
GRO J1655-40	16 54 00.14 -39 50 44.90	[45] [105] [199] [449]
GRS 1716-249	17 19 36.93 -25 01 03.43	[17]
GRS 1758-258	18 01 12.40 -25 44 36.10	[382] [381]
GS 1354-64	13 58 09.70 -64 44 05.80	[362]
MAXI J1828-249	18 28 58.07 -25 01 45.88	[130] [131] [152]
MAXI J1836-194	18 35 43.45 -19 19 10.48	[153]
Swift J1745-26	17 45 10.85 -26 24 12.60	[98] [212]
Swift J1753.5-0127	17 53 28.29 -01 27 06.22	[49] [210] [411]
XTE J1550-564	15 50 58.70 -56 28 35.20	[467]
XTE J1720-318	17 19 58.99 -31 45 01.11	[51]
XTE J1752-223	17 52 15.09 -22 20 32.36	[82]
XTE J1817-330	18 17 43.53 -33 01 07.80	[439]
XTE J1818-245	18 18 24.43 -24 32 17.96	[48]
MAXI J1348-630	13 48 12.79 -63 16 28.48	[54] [56] [249]
MAXI J1631-479	16 31 14.22 -47 48 23.44	[132] [358]
MAXI J1820+070	18 20 21.94 +07 11 07.19	[427]
SS433	19 11 49.56 +04 58 57.82	[76] [77] [78] [79] [80]
Cygnus X-3	20 32 25.78 +40 57 27.90	[20] [57] [175] [472]

Table 1: A list of the black hole X-ray binaries in this work.

Two additional variability patterns were added to the original 12 a few years after Belloni et al. [24], one thanks to the longer, quasi-uninterrupted observation possible with *INTEGRAL* [167]. All the variability patterns have been named using Greek letters, and are widely used to describe essentially any new X-ray dataset obtained on GRS 1915+105. The 2–20 keV X-ray spectral analysis also indicated that the transitions between states could be due to rapid emptying/refilling of the inner disc [25], which evolves on either the viscous time-scales, or on faster/(quasi-)dynamical time-scales [114]. With the exception of IGR J17091-3624 (see Sec. 5.7.1), GRS 1915+105 is the only system showing such a large number of variability patterns. No Galactic BHBs continuously shows the variability typical of GRS 1915+105, although a few other sources have shown at times a handful of classes. Such an example is the NS XRB MXB 1730-335, also known as the Rapid Burster [6], which has been recently shown to display two variability classes observed in GRS 1915+105 (namely, the ρ and θ class). A second example is the ULX system 4XMM J111816.0-324910 in the galaxy NGC 3621, which might host a stellar mass BH or

a NS, and has also clearly shown the heartbeats typical of GRS 1915+105 [330].

5.1.3. A lab for studying the accretion-ejection connections

While GRS 1915+105 is in many ways unique, it also shares several properties with more conventional transient BHBs (e.g GX 339-4, [107, 459]), and also with some AGN (and in particular some quasars, [280, 69, 395]), which are thought to display mass-scaled versions of GRS 1915+105's correlated X-ray and radio behaviour close to jet ejection events. Therefore, comprehending the coupling between inflow and outflow in GRS 1915+105 is important for the understanding of XRB systems, but has also a broader relevance for studies of AGN, and potentially of all the jetted systems powered by accretion on compact objects [123].

GRS 1915+105 is considered the archetypal galactic source of relativistic jets, and as such has been for many years the source of choice for the study of the physics of jets. Radio observations performed early after its discovery revealed the presence of large scale radio jets making GRS 1915+105 the

second microquasar (see Sec. 1.1) after 1E 1740.7–2942 [309]. Such radio jets were seen to evolve on the plane of the sky with an apparent superluminal motion [308], and - as it was clarified later - correspond to the transient relativistic ejections observed also in other BHBs during the LHS to HSS transitions. GRS 1915+105 also shows a rather steady radio emission, associated with harder and less variable X-ray emission, which has been ascribed to the presence of a compact jet of smaller extension [104]. GRS 1915+105 and the high-mass BHB Cyg X-1 (Sec. 5.2) are the only sources where compact radio jets have been resolved with interferometric radio observations performed using Very Long Baseline Interferometry (VLBI) [104, 464, 135].

In addition to the radio emission associated with transient and compact, steady jets, GRS 1915+105 also shows smaller amplitude radio and infrared oscillations [380, 127, 307], which simultaneous multi-wavelength observations in radio, IR, and X-ray observations have associated with X-ray oscillations on the same time-scales [116, 307]. The radio/IR oscillations were interpreted as the signature of small discrete ejections of material from the system occurring on a rapid succession, possibly associated with certain disc instabilities developing in the accretion flow. This particular radio/IR and X-ray correlated variability made GRS 1915+105 the first and still in many ways the best source where the disc-jet coupling can be probed in detail. For this reason, GRS 1915+105 has been the target of numerous multi-wavelength observing programs, many involving *INTEGRAL*, over the past 19 years, and is also being currently monitored regularly, as simultaneously as possible, by *INTEGRAL*, Insight-HXMT and *Nicer* in the X-rays, the Sardinia and Medicina radio telescopes in Italy, and AMI-LA in the UK⁶.

The main questions at the core of most of the observing programs that have targeted GRS 1915+105 over the years revolve around the interplay that exists between the inner accretion flow and the generation of various types of outflows, which not only includes the jets observed in radio, but also the disc winds seen during the soft(-ish) states [351]. The advent of *INTEGRAL* allowed the spectral window to be extended to energies above 20 keV, and thus to study the behaviour of the Comptonised emission, probe the presence of an additional soft γ -ray tail, and explore the potential connections of such spectral components and their properties with the presence of jets [e.g., 135, 423, 110].

5.1.4. 18 years of *INTEGRAL* observations: long-term light curve and selected results

Figure 2 shows the GRS 1915+105's *RXTE/ASM*, *MAXI* and *INTEGRAL/IBIS/ISGRI* 30–80 keV light curves from 2002, October 17th (*INTEGRAL*'s launch) to 2020, December 31st. The ISGRI light curve was obtained from all the available pointings between revolution 48 (MJD 52704.523, or 2003 March, 6th) and 2298 (MJD 59170.195 or 2020, Nov. 17th), where we selected data with an ISGRI exposure greater than 500 s. We

⁶We note that monitoring observations are not restricted to these facilities, but we mention here only those that are in tentative simultaneity with the long-term *INTEGRAL* monitoring

further restrained to data where GRS 1915+105 was observed with an off-axis angle of less than 10° . This results in a total of 7609 good pointings.

The very first dedicated *INTEGRAL* observation made during revolution 48 was reported by [168]. Analysis of these data allowed a 'new' source, IGR J19140+0951, to be discovered. The JEM-X, IBIS/ISGRI, and *RXTE/PCA* light curves permitted to identify a new variability class to be added to the 12 already defined by Belloni et al. [24]. This new class, labelled ξ [167], is characterised by a flaring behaviour (Fig. 3) composed of a main, relatively hard pulse, followed by smaller amplitude softer ones, recurring on a typical time-scale of about five minutes. The JEM-X, ISGRI, and SPI spectra obtained at the flare peaks and in correspondence with the minima between consecutive flares are well fitted by a model consisting of a bright disc and hybrid thermal/non-thermal Comptonisation above ~ 10 keV, compatible with the source being in a soft state (state A) during class ξ . Unlike other classes, where flares sign transitions between states A-B-C, the flares in class ξ are purely isothermal and the overall variability is attributed to limit-cycle oscillations, possibly resulting from delayed feedback in the inner accretion disc.

Fuchs et al. [135] reported the very first simultaneous multi-wavelength observations of GRS 1915+105, which happened during revolution 57 (MJD 52731, 2003 Apr. 2nd). Less than a month after the discovery of class ξ , the source was found in a 'steady' state, associated with class χ (state C). Benefiting from one of the largest frequency coverage ever obtained for this system, Fuchs et al. [135] could observe (i) a strong steady optically thick radio emission, resolved with the VLBA as a strong compact jet; (ii) bright near-IR emission (probably associated with the jet); (iii) a strong QPO at 2.5 Hz in the X-rays; (iv) a power law spectrum without any cutoff in the 3–400 keV range. This was the first time that all these 'hard'-state properties were observed simultaneously, thus reinforcing the suspected links among the hard accretion state, the presence of a compact jet as well as of a high-energy tail, and X-ray QPOs.

The detection of hard X-ray/soft γ -ray tails above ~ 100 keV was studied by Droulans and Jourdain [110] with SPI. The analysis of 20 observations (19 of which have exposures larger than $\gtrsim 45$ ks) with data covering the 20–500 keV energy range clearly shows the need for an additional power law component beside the standard thermal Comptonisation used to represent the ~ 20 –100 keV spectra. An hybrid Comptonisation model also adequately represents the spectra, and Droulans and Jourdain [110] argue that the 20–500 keV emission in GRS 1915+105 might be due to a combination of thermal and non-thermal Comptonisation. The comparison between the emission in the 1–12 keV (*RXTE/ASM*) energy range, and the 20–50 keV energy range (SPI) showed that the emission in the two bands vary in a correlated fashion. This property led the authors to conclude that the emission in these two bands arises from the same spectral component, but has no link with the hard spectral tail above 50 keV, which is rather stable and does not follow the variations of the other two components. The X-ray variability classes in GRS 1915+105 most likely reflect changes within the accretion flow (e.g., accretion rate changes, variations of the viscosity).

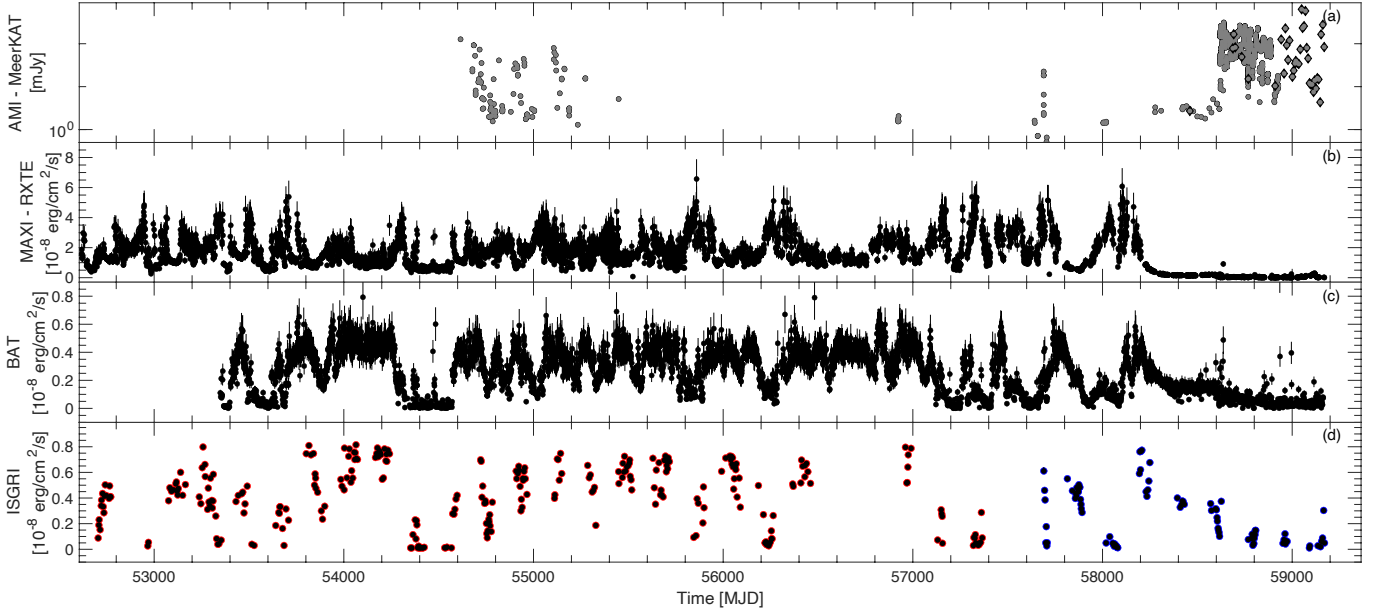


Figure 2: Long term light curves from GRS 1915+105. From the top: AMI-LA (circles) and MeerKAT (diamonds) data (panel a), MAXI data (panel b) covering the 4–20 keV energy band, BAT data (panel c) covering the 15–50 keV energy band, IBIS/ISGRI data (panel d), covering the 30–50 keV energy band. In panel (d), red- and blue-edged points mark data reduced using OSA 10.2 and OSA 11.1, respectively. Each point in panel (d) comes from one *INTEGRAL* revolution (≈ 300 hr). In July 2018 (MJD 58300) GRS 1915+105 started a slow decline towards an X-ray plateau, which still continues at the time of writing. A marked change in the radio behaviour of the source is visible around MJD 58600. Figure adapted from Motta et al. [327].

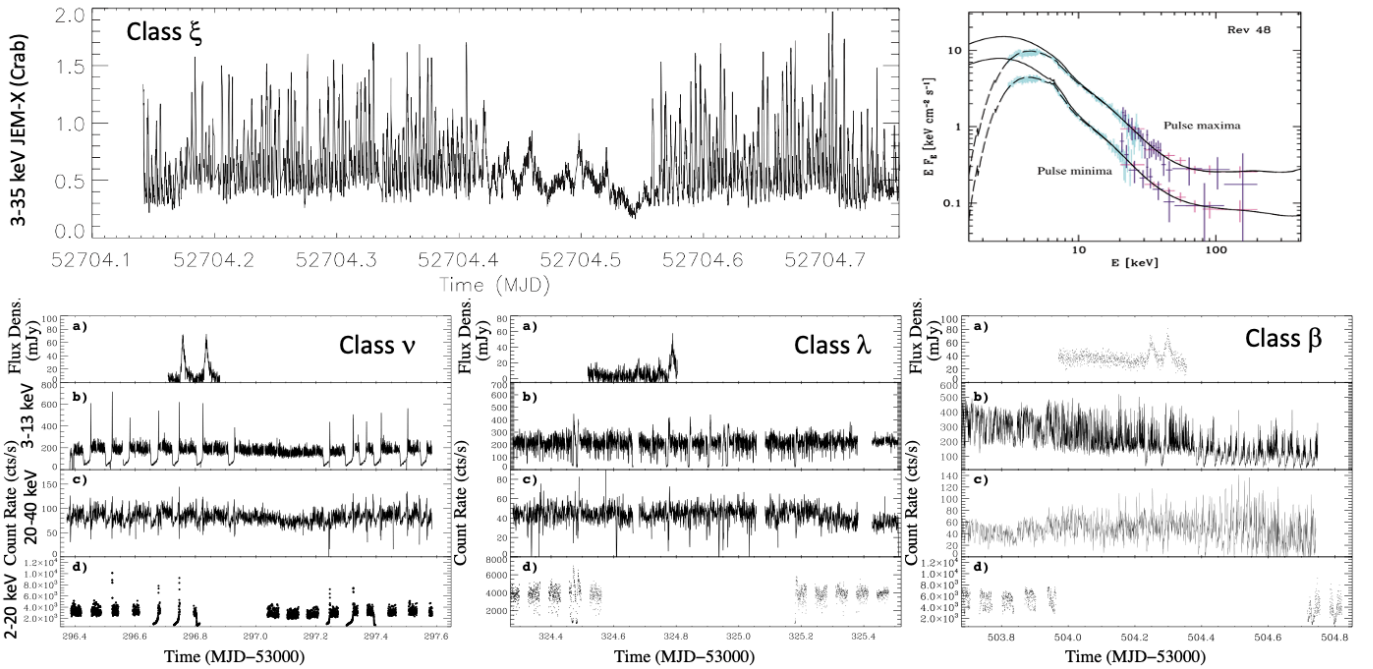


Figure 3: The upper plots show the JEM-X 3–35 keV light curve of GRS 1915+105 obtained during the first half of the rev. 48 observation (left), and the spectra obtained from both the peak and at the minima in between flares in this observation obtained combining JEM-X, ISGRI and SPI data (right). Adapted from Hannikainen et al. [167]. The lower plots represent the radio (panels (a)), X-ray (panels (b) for JEM-X and (d) for *RXTE*/pca), and hard X-ray (IBIS/ISGRI, panels (c)) light curves of 3 variability classes showing radio ejections. Adapted from Rodriguez et al. [423].

Instead, the emission above 10 keV reflects the properties of the electron population(s). The fact that the parameters of the population of thermalised electrons may vary, but not in a correlated fashion with the variability pattern observed in the light curves of GRS 1915+105, suggest that the macroscopic properties of the Comptonising electrons evolve independently from those of the (inner) accretion flow.

5.1.5. An X-ray signal precursor to small ejections: is the corona the source of ejected material?

The possibility to follow GRS 1915+105 on long continuous observing window with *INTEGRAL* allowed observers to nicely monitor the variability patterns for long periods of time [e.g. 168], thus accumulating data during several distinct accretion states [167, 110]. The long X-ray observations possible with *INTEGRAL* also allowed simultaneous multi-band observing campaigns to be organised more easily, which resulted in a better understanding of the source [e.g., 135]. With the aim to study the interplay and causal relations between the main emission components in GRS 1915+105 (jets, disc, corona), Rodriguez et al. [423] presented the results of a long term radio to X/ γ -ray monitoring performed with the Ryle telescope, *RXTE*, and *INTEGRAL*. From the 11 *INTEGRAL* observations, these authors observed the source in 9 different variability classes. Radio observations were made during of 8 of these, and in particular allowed the intervals during which the source was displaying the variability classes λ , ν , and β to be covered.

Rodriguez et al. [423] adopted a model-independent approach, based on the inspection of light curves and colour diagrams, which allowed to witness transitions between specific multi-wavelength states on short (~ 100 s) time-scales (Fig. 3). This allowed Rodriguez et al. [423] to discover small amplitude ejections in a new class (λ) correlated to a specific hard-dip/soft flare X-ray behaviour. This is reminiscent of what is seen during classes β , ν (confirmed in this same study), and α . The authors conclude that, in GRS 1915+105, small amplitude ejections systematically occur in response to a phase of a hard X-ray dip ended by a short, intense, and soft X-ray spike (bottom of Fig. 3). This proposition is reinforced by the potential correlation between the amplitude of the radio flare and the length of the preceding hard dip. These results were later confirmed by the analysis of the entire sample of simultaneous *RXTE*/Ryle observations [394].

Rodriguez et al. [424] presented both the spectral and temporal analysis of the *INTEGRAL* and *RXTE* data of these 4 different variability classes. In the case of the three 'cyclic' classes, they performed a state-resolved JEM-X/ISGR1 spectral analysis. For each class, all cycles were separated into 3 (β), 4 (ν), or 6 (λ) spectra based on their count rates and hardness. The resultant phase-dependent spectra were modelled with a common model consisting of an absorbed thermal/disc emission and a Comptonised component. In all cases, the spectral analysis shows a comparable behaviour: the inner disc radius and temperature increase from the hard dip to the soft X-ray flares, with a relative disc contribution to the 3–200 keV flux that increases monotonically over the sequence. Meanwhile the contribution of the Compton 'corona' first increases from the bottom of the

dip to the rising part of the first X-ray spike, and then shrinks at the spike's maximum. It should be noted that this spike is not necessarily the main obvious flare in this sequence, but is the one that is easily seen 'half' way through the dip in class β . It is interesting to note that it is also at this moment that the LFQPO observed up to this point disappears (as clearly visible in classes β and ν). The main conclusion here is that the soft spike is the true moment of the ejection (later seen in radio), and that the corona is the source of the ejected material. The same conclusion was drawn by [420] in the case of XTE J1550–564, and later discussed for other sources as well [414].

The spectral analysis of class χ revealed the presence of an additional power law component beside the disc and thermal Comptonisation component. While the low energy components (disc and thermal corona) show little variations over the course of this observation, the high-energy power law varies in apparent correlation with the radio flux. This led to the suggestion that this 'hard-tail' was somehow related to the jet emission, and thus was akin to that observed in Cyg X-1 and a handful of other sources.

5.1.6. The recent low luminosity state: when GRS 1915+105 finally behaves like other Galactic black holes (for a while)

On July 2018, based on MAXI/GSC data (Fig. 2), Negoro et al. [349] reported the faintest X-ray state observed since 1996 (i.e., the start of daily monitoring of the source with *RXTE*/ASM) from GRS 1915+105. The observations analysed were taken between 2018 July 7 and 8 (MJDs 58306–58307), and follow a nearly exponential ~ 100 days decrease [349]. Also the radio flux from the source appeared to be relatively low (even though not significantly so) compared with the historical data. Unfortunately, at the time of the main decline observations with *INTEGRAL* were not possible.

On 2019 May Homan et al. [180] and Miller et al. [297] reported a sudden, further X-ray dimming as observed by Chandra and Nicer. An active Swift+*INTEGRAL* monitoring of the source allowed Rodriguez et al. [417] to show that the source was in a state very similar to the a canonical BH LHS, i.e. significantly harder and fainter than the typical C state (during class χ in particular), typically observed in GRS 1915+105. Unlike the usual anti-correlated soft-hard X-ray behaviour, a significant hard X-ray dimming was also reported from the 2019, May, 13th (MJD 58616) *Swift* +*INTEGRAL* observation, leading to the suggestion that the source was maybe slowly decaying to quiescence. This hypothesis was refuted quickly by Iwakiri et al. [195], who observed a flare with both *Maxi* and *Swift*/BAT. Since then, as can be seen in the long term light curve in Fig. 2, although the source is indeed in a long, slightly decreasing, low flux state, it still appears to have quite regular X-ray flares, and an extremely marked radio flaring, in all qualitatively similar to what has been observed over the many years of the outburst of GRS 1915+105 [323, 327]. This recent period certainly attracted great interest in this source as testified by the number of Astronomer's Telegrams reporting on the changing phenomenology observed from the source (and numerous papers published over the following year), including brief transitions

to faint states, sudden flares, and brief episodes during which some of the several known variability classes of GRS 1915+105 manifested. The origin of this possibly new state remained unclear for some time, although reports of obscuration episodes interleaved by short and intense flares started to highlight significant similarities between GRS 1915+105 and systems displaying phases of strong, variable local absorption: all such systems tend to show high-amplitude flares. Some noteworthy examples are V4641 Sgr [408], Swift J1858.6–0814 [170, 332], and even some Seyfert II galaxies [316], and - perhaps the clearest and most recent example - V404 Cyg.

Radio observations of GRS 1915+105 during the long X-ray plateau finally solved the conundrum: while during approximately half of the X-ray plateau GRS 1915+105 was remarkably quiet in radio, after a month-long multi-band flaring period, its radio activity resumed and continued after the multi-band flaring ceased. In this phase, absorption was a constant characteristic of the X-ray energy spectra of GRS 1915+105 [231, 300, 350, 10, 228], indicating the presence of an obscuring in-homogeneous absorbing medium located close to the source. The radio emission, instead, was characterised by marked flaring activity qualitatively very similar to that observed in the past. This provided evidence for two important facts: first, that the correlation between radio and X-ray emission (which for many years characterised GRS 1915+105 [123]) ceased to exist during the latest evolution of GRS 1915+105; and second, that the X-ray behaviour alone—in the absence of such radio-X-ray correlation—is very misleading, as it offers only a partial view of the current state of the source. It thus appears that GRS 1915+105 has not entered quiescence yet, and might not be approaching it either (but see [350] and [228]). Continued observations of this intriguing source will show what path the outburst evolution will take this time.

Based on the results obtained with the dense monitoring of this unusual phase in the life of this iconic X-ray binary, it seems now clear that the decline preceding the long-lived X-ray plateau observed starting from mid-2018 was a transition to a truly dim state, very similar to the canonical LHS typical of many transient BHBs [417, 327]. Such a state, characterised by low X-ray and radio flux, as well as low long-term variability in both bands, is certainly unusual for GRS 1915+105, which has never been observed before in a low-luminosity canonical LHS [but see 140]. The second half of the long X-ray plateau, following the multi-band aforementioned flaring period, despite having been dubbed ‘the obscured state’, it is not really a state, but rather a *condition* directly dependent on the presence of local absorption along our the line of sight [327].

The accretion processes that must be feeding the markedly variable jet observed in radio must be happening beneath a complex layer of material local to the source, which shields the inner portion of the accretion flow, and thus blocks a large fraction of the X-ray emission. Behind this Compton-thick curtain of material, GRS 1915+105 is most likely evolving through various states and transitions (as shown by Motta et al. [327]), consistent with what it had been doing for 25 years until June 2018. This means that, perhaps, GRS 1915+105 did not really enter the outburst phase in 1992, when it was discovered, but simply

emerged from an obscured phase similar to the one we are witnessing at the time of the observations presented in Motta et al. [327], as suggested by Miller et al. [300].

As to what is the reason behind the change in the behaviour of GRS 1915+105, as in many other ways this systems remains a mystery, despite having been scrutinised with essentially any instrument that could ever observe it, from the radio radio to the γ -rays. A change in the accretion flow must have happened to trigger such a remarkable change in the emission from the source, but whether this was due to a change in the companion star, or in the properties of the accretion flow itself remains unclear. Certainly GRS 1915+105 remains one of the most important BHBs we know, and a lot has to be learned still from this system. *INTEGRAL*, which has greatly contributed to the understanding of GRS 1915+105, will be crucial to the continuation of the studies of this system, especially if the obscured phase will continue for much longer. Instruments sensitive to the lower energies will not be able to monitor the activity of this source (currently best studied in the hard X-rays), which are much less affected by absorption, and are easily within the reach of *INTEGRAL*.

5.2. Cygnus X-1

5.2.1. A key source for understanding black hole XRBs

Discovered during a rocket flight in 1964 [40], and identified to be a massive source in orbit with the O9.7 Iab star HDE226868 [35, 503], Cyg X-1 was the first BH candidate (see Oda [356] for a review of the early observations). As also discussed in Sect. 1.1, Cyg X-1 is one of only a handful of persistent stellar-mass BHs in our Galaxy. The newest VLBI parallax measurements place the source at a distance of $2.22^{+0.18}_{-0.17}$ kpc, and yield a mass of the BH of $21.2 \pm 2.2 M_{\odot}$ [301].

With a 5.6 d long, circular orbit and an orbital separation of $40 R_{\odot}$ between the two binary members, the BH is close enough to the donor that the stellar wind is focused towards it [148]. Therefore, accretion occurs mainly via a wind, although the presence of a small accretion disc dampens the short term fluctuations typical of pure wind accretors. The result is that Cyg X-1 spends a significant fraction of the time in the LHS. In fact, Cyg X-1 has been considered for long the prototype of the BHB in the LHS, although excursions into the HSS are possible and have been often observed. In particular, the source has spent more time in the HSS in the last decade [156, 55]. As the BH is deeply embedded in the stellar wind, strong orbital variability is seen in the soft X-rays; there are both an overall orbital modulation due to line of sight effects through the wind [390, 157] as well as short-term absorption dips caused by density fluctuations in the stellar wind and/or the accretion flow passing through our line of sight [e.g., 252, 12, 299, 311, 173]. In addition, a strong broadened Fe $K\alpha$ fluorescence line has been observed, which might suggest that the BH has a high to extreme intrinsic angular momentum [120, 121, 483, 370, 112, 527].

Cyg X-1 has been subjected to deep observations with virtually any available X-ray missions, past and present. A comprehensive review of all of its properties is therefore not possible nor appropriate here. We will instead concentrate on the areas

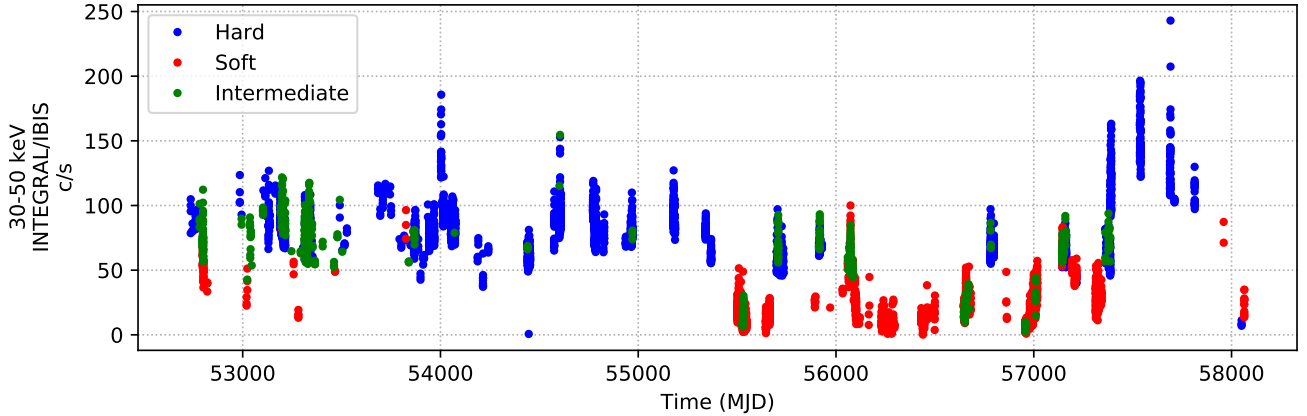


Figure 4: IBIS/ISGRI long-term light curve of Cyg X-1 since 2004 [55]. Colours indicate the state of the source (blue: hard, green: intermediate, red: soft). The dashed lines separate the time intervals included in the earlier analysis [415] and the data from newer programmes. Figure taken from Cangemi et al. [55].

where *INTEGRAL* contributed the most, including the studies of the broad band X-ray spectrum and of the radio through X-ray and γ -ray spectral energy distribution, the hard X-ray variability, and the question of the soft γ -ray tails and its polarisation.

5.2.2. Spectral behaviour and short-term variability

In the hard state, the X-ray spectrum of Cyg X-1 can be well described by a Comptonisation continuum (see [383, 100] for studies using *INTEGRAL*), together with a Compton reflection hump [112]. Phenomenologically speaking this corresponds to a power law continuum with an exponential cutoff. Above a few hundreds keV, deviations from this continuum become apparent, indicating the presence of a soft γ -ray tail. We will discuss this spectral component and its polarisation – which was first measured with *INTEGRAL* – in Sect. 5.2.3 below.

In order to study the broad-band long-term variability of the source, *INTEGRAL* has performed an extensive monitoring of the source since launch, accumulating more than 15 Ms of exposure on this system. Figure 4 shows the long-term light curve of the source obtained from this campaign [55], also encoding the source state, determined following the prescription of Grinberg et al. [156]. These observations are part of an unique long-term observing campaign with multiple instruments that started in the late 1990s. The aim of these observations was to study the evolution of the broad-band spectral energy distribution from 1 keV to ~ 2 MeV, the short-term X-ray timing behaviour, and the relationship between the X-rays and the radio emission of the source. The campaign consisted of *INTEGRAL* key programme observations, bi-weekly 5–10 ksec *RXTE* pointings, and dedicated simultaneous observing campaigns with *Chandra*, *Suzaku*, *NuSTAR* and *XMM-Newton*, which have been accompanied by extended monitoring observations in the radio (AMI-LA, VLA) and in the optical bands [384, 386, 504, 505, 52, 268, 163, 113, 34, 100, 483, 112, 298, 156, 158, 157, 422, 311, 484, 173, 258, 55].

The main emphasis of the spectroscopic analysis of the campaign concentrates on the statistics and interpretation of the continuum emission of the source, as other missions are better suited for studies of the soft X-ray spectrum and the relativis-

tic reflection. Statistical analysis of the hard and intermediate states of Cyg X-1 showed that the source behaviour on these states is more complex than previously assumed. For example, Lubiński et al. [258] used IBIS data in the 22–100 keV range to constrain the correlations between hard X-ray flux, spectral shape expressed by the photon index, and variability properties. The X-ray flux and photon index show a multi-mode behaviour, with multiple clusters of typical parameter configurations, corresponding to different flavours of the states, especially during the LHS. These clusters show different X-ray and radio variability properties and are possibly related to different accretion geometries. Similar indications of different hard state flavours had been seen by Pottschmidt et al. [385] in the short-term variability behaviour of Cyg X-1 in the ~ 3 –20 keV energy range of *RXTE* data, and by Jourdain et al. [203] in the 20–200 keV energy band in the *INTEGRAL* SPI data. For what concerns the intermediate state, *INTEGRAL* observations also revealed similar bi-modal spectral variability [268].

INTEGRAL also offers an unique opportunity to extend short-term variability (“timing”) studies to the hard X-rays, and to probe the short-term variability of the hard X-ray emission in different spectral states. Pottschmidt et al. [383] were able to obtain 15–70 keV PDS using ISGRI, focusing on a flaring episode, while Cabanac et al. [47] used SPI up to 130 keV, concentrating on long-term averaged PDS for the LHS and the HSS. The power spectral shapes are generally consistent with those seen at lower energies with *RXTE* [385, 157, and references therein] and can be described by a sum of several Lorentzian components which show a characteristic dependency on the spectral hardness of the source [158]. These studies showed that Cyg X-1 varies significantly up to at least 130 keV.

5.2.3. SED, disc-jet connection, and polarisation

The major impact that *INTEGRAL* has had on our understanding of Cyg X-1 has been on the behaviour of its hard tail and its polarisation (see Sect. 4 for a general overview of the hard tail). The elusive soft γ -ray tails, i.e., excesses in the hard band above the rollover of the Comptonisation component, have first been detected in Cyg X-1 with *CGRO/COMPTEL*

[292, 293]. *INTEGRAL* was crucial in confirming the detection of the tail with SPI [38, 52, 202] and IBIS [247, 415], and in studying its possible dependency on the spectral state [498]. Cangemi et al. [55] reported the analysis of the full data set of Cyg X-1, in which the presence of a hard tail component also in the average soft state spectrum was confirmed.

The modelling of the broad band radio to MeV and even TeV spectrum of Cyg X-1 results in two equally plausible explanations for its hard emission. One explanation is that the hard tail is due to a non-thermal particle population in the Comptonising medium [e.g., 426, 71, and references therein], while an alternative explanation is that the hard tail is formed by synchrotron emission from a jet [e.g., 268, 100, 375, 214]. The latter explanation, as already mentioned above, would provide a direct connection between the hard X-ray and γ -ray emission and the jets observed in radio (see also Sect. 3).

Cyg X-1 is an ideal source for tackling this question, since it is essentially always located in the region of the HID sometimes referred to as the “jet-line” [29], where transitions from the hard states to the soft states result in energetic, relativistic ejection events, and subsequent jet quenching. For this reason, the coupling between the disc and the jet can be studied exceptionally well. The only other Galactic quasi-persistent hard state sources, 1E 1740.7–2942 (see Sec. 5.6) and GRS 1758–258, both show $<5\text{--}10\%$ of the typical X-ray flux of Cyg X-1. This makes their observation more challenging, since it is much harder than in Cyg X-1 to accumulate enough photons to study the emission above ~ 300 keV. The other bright quasi-persistent BH, GRS 1915+105, is (almost uniquely) operating in a very different accretion regime, and thus is not particularly suited for polarisation studies (see Sec. 5.1).

Del Santo et al. [100] analysed 6 years of *INTEGRAL* observations of Cyg X-1 using two hybrid thermal/non-thermal Comptonisation models. Besides the largely used *EQPAIR*, for the first time these authors performed a spectral fits with the *BELM* model (Fig. 5) which takes into account the effects of the magnetic field in the corona of BHs [264]. They found that while in the soft states the emission is dominated by Comptonisation of the disc photons, while in the hard states, the data are consistent with a pure synchrotron self-Compton model, which means that the synchrotron photons could be the only source of seed photons for the Comptonisation process. Finally, Del Santo et al. [100] provided important constraints on the intensity of the magnetic field in the X-ray corona, which are in agreement with previous analytic results [501].

Breaking the degeneracy between hybrid Comptonisation models and models where the tail is explained through synchrotron radiation requires additional diagnostics beyond the mere spectra analysis. *INTEGRAL* provides unique capabilities to help clarifying the above issue, in particular thanks to the data yielded by IBIS (ISGRI and PICsIT), as well as by the SPI instrument, used as polarimeters (see Sect. 4). Based on IBIS data of the first years of *INTEGRAL*, Laurent et al. [247] found that above 400 keV - where the hard tail dominates the emission - a high degree of polarisation is observed, with hints that the degree increases with increasing energy. These results were later independently confirmed thanks to SPI [202] (Fig. 6).

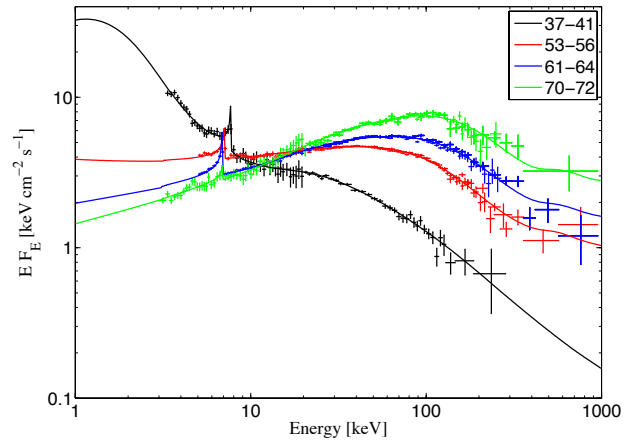


Figure 5: Joint JEM-X, IBIS and SPI energy spectra of Cyg X-1 during four different spectral states fitted with the *BELM* model with pure non-thermal acceleration, plus *DISKLINE* and *REFLECT* (figure taken from Del Santo et al. [100]).

The limited availability of data required these initial analyses to use all available observations, and thus precluded a state-dependent analysis of the data. It should be noted, however, that during the initial years of the mission Cyg X-1 was predominantly observed in the LHS. The accumulation of more data allowed Rodriguez et al. [422] to perform a state-resolved polarisation analysis of the data, which confirmed a high degree of polarisation in the LHS. However, only high upper limits could be placed in the HSS, mainly owing to the lower flux of source in this state in the high energies, combined with lower exposure accumulated during the HSS at the time of the analysis.

The high degree of polarisation of the hard tail in Cyg X-1 makes it very likely that the emission detected above 400 keV is due to synchrotron radiation, as no other process is known that could produce such a high degree of polarisation. The emission below 200 keV is not polarised, as one would expect from Comptonisation. This result therefore strongly suggests that the soft γ -ray tail emission originates in the jet, as is also suggested by the Fermi satellite detection of a very high energy component [512] and by the broad band spectral energy distribution of the source [375]. The fact that the degree of polarisation is so high also means that the magnetic field configuration in the source must be very simple and uniform, since only minor de-polarisation must have occurred to randomise the starting polarisation. This is particularly important because it sets strong constraints on synchrotron models. For example, as argued by Zdziarski et al. [515], the shape of the hard tail implies a rather hard electron energy spectrum ($p \sim 1.3\text{--}1.6$, where the electron energy distribution is $\propto E^{-p}$), i.e., significantly harder than what one would expect from standard electron acceleration mechanisms, which would instead give $p \sim 2$. In addition, there must be highly energetic electrons relatively far away from the BH [375]. If the hard tail comes from the jet, then the observed Compton component may be associated to the jet base, as postulated, e.g., by Markoff et al. [275].

5.3. V404 Cygni

5.3.1. A brief history of the first dynamical black hole

The transient system V404 Cyg harbours one of the first dynamically confirmed stellar-mass BHs [63] (see also Bolton [35], McClintock and Remillard [286]). It is located at a distance $d = 2.39 \pm 0.14$ kpc [304], and is well known by its bright and extremely variable outbursts. The system was detected as a powerful X-ray source (GS 2023+338) by the Ginga satellite in 1989 ([261], and promptly identified with the recurrent recurrent Nova Cygni 1938 [262, 281] with recorded outbursts in 1938 and 1956 [410]. The 1989 outburst was characterised by rapid and erratic flaring activity in X-rays in any time scale down to 2 ms [473]: in some flares, drops in flux of ~ 20 Crab in less than one hour [473, 222] were observed. Despite the high fluxes exhibited by the system, which might have reached the Eddington limit during the peak of the outburst [473], the source energy spectra (well-described by a power law) and PDS (mostly consisting of steep red noise) were consistent with V404 Cyg being in the LHS during the entire outburst [473, 359], which suggested that the source did not transition to the HSS (or intermediate states), as many other transient BHBs do. It was also observed that the spectral parameters were strongly influenced by changes in the local absorption, which had values in the range $5 \times 10^{21} - 4.5 \times 10^{23} \text{ cm}^{-2}$ [473, 359, 190]. As the outburst decayed, the average flux became less variable and the absorption episodes were less frequent, until the source reached quiescence, the level of which is notoriously higher ($L_x \sim 10^{34} \text{ erg cm}^{-2} \text{ s}^{-1}$) than for other BHBs in the case of V404 Cyg [137].

After ~ 26 yr in quiescence, the onset of a new outburst was detected by Swift/BAT, MAXI and Fermi/GBM on 15 June 2015 [15, 346, 510], although optical data suggest that the outburst actually started one week earlier [32]. The peak of the outburst was reached on 26 June 2015, and the flux dropped abruptly immediately afterwards [128, 499]. Following this drop, V404 Cyg slowly faded to quiescence over the subsequent weeks [453]. The outburst triggered an intense multi-wavelength monitoring campaigns, which provided data over the entire electromagnetic spectrum, generating one of the richest (largely coordinated) multi-band campaign ever performed on a BHB. *INTEGRAL* played a key role in providing X-ray and optical coverage as continuously as possible between June 17th and July 13th 2015 [236, 237], yielding crucial pieces of information which helped piecing together the most important properties of this important system.

5.3.2. INTEGRAL observations of V404 Cyg

Intense flaring activity was observed by *INTEGRAL* between 17 – 28 June 2015 [415, 344, 428, 441], as well as hardness variations on second time-scales [344]. In some major flares, V404 Cyg reached peak fluxes around 50 and 40 Crab in soft and hard X-rays, respectively, and peak-to-peak flare recurrence times as short as 20 min [415]. The extraordinary brightness of the source allowed spectral studies with unprecedented time resolution for coded-mask instruments such as those on-board *INTEGRAL*. Sánchez-Fernández et al. [441] analysed 602

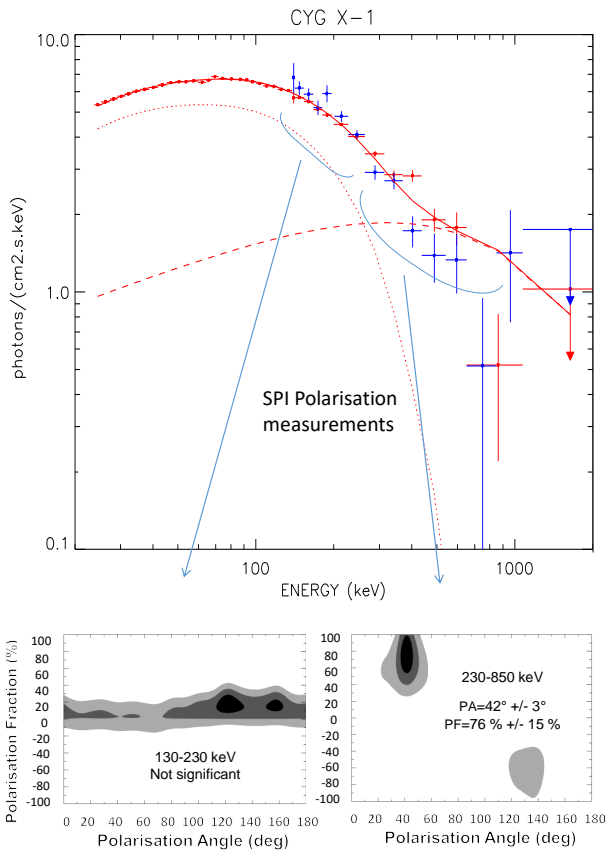


Figure 6: Spectrum and polarisation results from SPI. Figure adapted from Jourdain et al. [202].

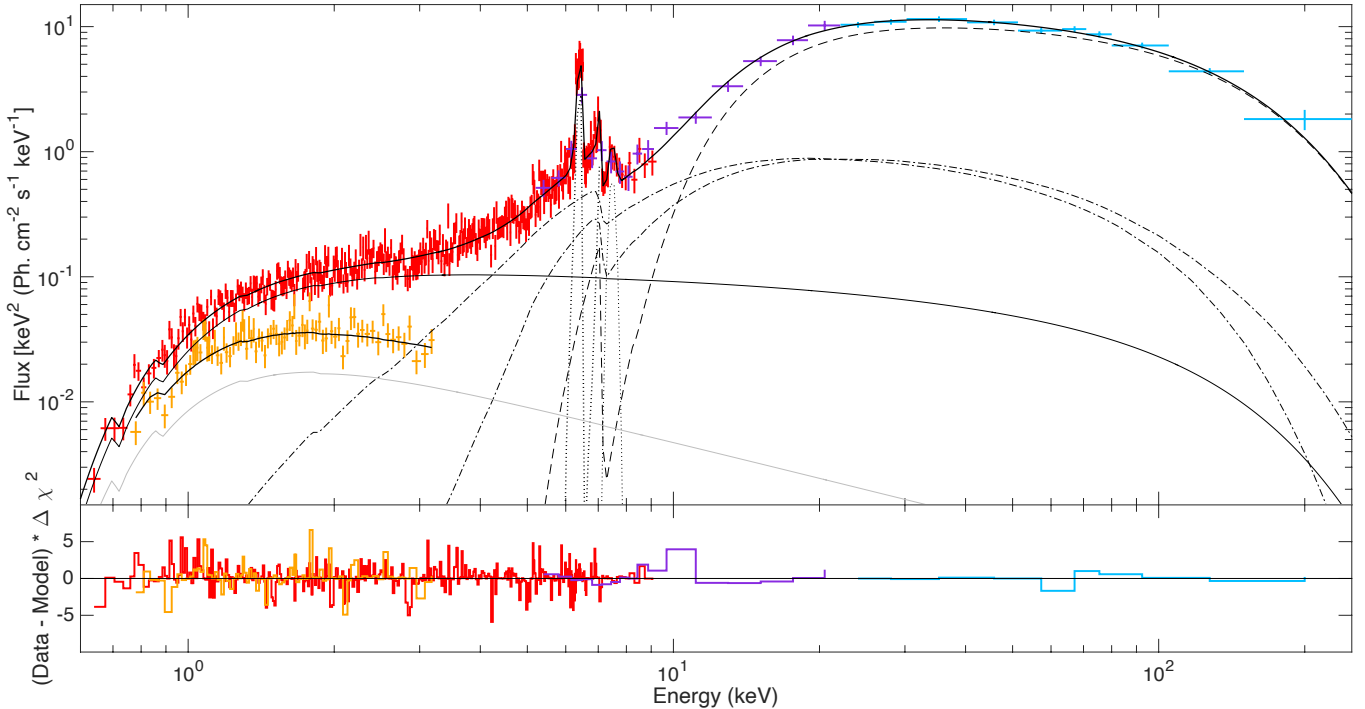


Figure 7: *Swift*/XRT (red for the source, orange for the dust scattering halo spectrum) + *INTEGRAL*/JEM-X (purple) + *INTEGRAL*/ISGRI (clear blue) spectrum of V404 Cyg fitted with model based on MYTORUS [507], as described in [329]. *Upper panel*: the thick black line marks the best fit to the data. The thin black line indicates the illuminating Compton continuum, the dashed and dotted-dashed lines mark the various components of MYTORUS, the dotted line marks the fluorescent Fe line spectra and a Gaussian line at ~ 7.5 keV. Finally, the solid grey line indicates the model component accounting for a dust scattering halo emission. Figure taken from Motta et al. [329].

IBIS/ISGRI spectra of V404 Cyg during the intense flaring period (17 – 28 June 2015) with integration times as short as 8 seconds in the brightest flares. All the 20–200 keV IBIS/ISGRI spectra were compatible with a Comptonised model, which in most cases required an absorption component to fit the data. The measured absorption columns were so high ($N_{\text{H}} \gtrsim 10^{24} \text{ cm}^{-2}$) - especially during the *plateaus* observed in the IBIS/ISGRI light curves - that the effects of absorption were evident up to ~ 30 keV. The absorption column density and the X-ray flux were anti-correlated in most of the flares, suggesting that the observed variability was partly - but not exclusively - due to variations in the absorption column. Sánchez-Fernández et al. [441] studied the correlations between the parameters derived from the fits of the IBIS/ISGRI spectra, and concluded that V404 Cyg had been in the LHS during most of the outburst, but with clear indications for softer spectra observed during some of the brightest flares.

The detailed analysis of the broad-band spectrum of V404 Cyg during one of the June 2015 X-ray plateaus showed an energy spectrum reminiscent of that of obscured/absorbed active galactic nuclei (AGN) [329] (see Fig. 7). The joint spectral analysis of strictly simultaneous *Swift*/XRT, JEM-X and IBIS/ISGRI spectra revealed a Comptonised spectrum ($N_{\text{H}} \sim 1 - 3 \times 10^{24} \text{ cm}^{-2}$) heavily absorbed by a partial covering material, and a dominant reprocessed component, which included a narrow Iron K_{α} line (see Fig. 7). This finding indicated the presence of a geometrically thick accretion flow as the likely

responsible of both the high intrinsic absorption and the intense reprocessed emission.

5.3.3. Other X-ray and multi-wavelength observations

A complete, time-resolved, spectral analysis of the available *Swift*/XRT data [328] found that the XRT spectra could be fitted with a partially-covered, absorbed power law. A blue-shifted Iron K_{α} line appears together with the signature of high column densities. In these fits, changes in column density relate with fast (\sim minutes) but moderate flux changes, while variations in the covering fraction would be responsible for the most dramatic flux and spectral changes observed during the outburst [328]. Interestingly, despite the intense flares observed (sometimes exceeding the Eddington luminosity), none of the spectra showed the unambiguous presence of soft disc-blackbody emission. These findings were ascribed to the presence of a *slim disc* in the vicinity (a few hundreds of Gravitational radii) of the central BH, which both hides the innermost (and brightest) regions of the accretion flow, and produces a cold, fragmented, high-density outflow that introduces the high-absorption and fast variability observed. Such a slim disc was possibly sustained by erratic or even continuous at Eddington/Super-Eddington accretion, and as a consequence the central BH was partly or completely obscured by the inflated disc and its outflow.

Similar extreme and variable absorption was also detected by *NuSTAR* during observations close to the peak of the outburst [500]. A strong relativistic reflection component was found

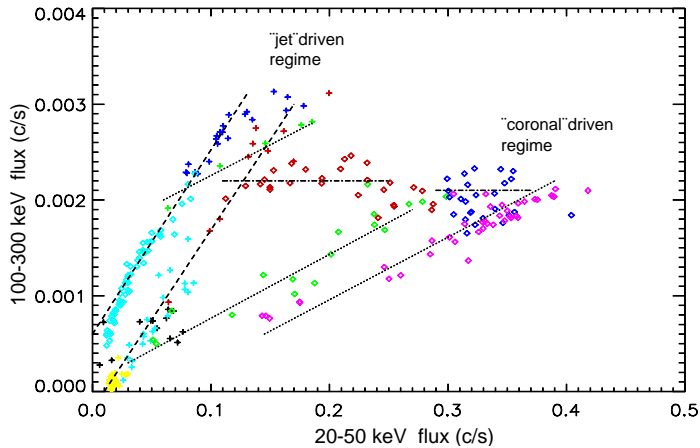


Figure 8: Flux-flux relation observed in V404 Cyg during the brightest flare, as seen by *INTEGRAL*/SPI. Figure adapted from Jourdain et al. [204]

in the *NuSTAR* flare spectra, which was interpreted as the result of illumination of the accretion disc (truncated at a small distance from the BH) by transient jet activity [500].

During the flares of V404 Cyg *INTEGRAL*/SPI detected high-energy excesses [428, 204] with respect to the thermal Comptonisation continuum that describes the ISGRI and SPI data well up to 200 keV [441, 344]. This excess is reminiscent of the one seen in Cyg X-1 up to about 1 MeV, which has been interpreted either as the result of Comptonisation by a hybrid (i.e., thermal plus non-thermal) electron population in both the LHS and the HSS [517], or as synchrotron emission from the jet based on the presence of a significant polarisation fraction (see Sec. 5.2). Noticeably, since the GeV detection by FERMI/LAT [256] came from the very same V404 Cyg flares where the 200 keV - 1 MeV excess was seen by SPI [204], it is possible that both originate in the jet. Figure 8 displays the behaviour of V404 Cyg along the brightest (and last) flare observed by *INTEGRAL*. Jourdain et al. [204] ascribed the 20–50 keV flux to the corona and the 100–300 keV flux to the jet, and pointed out that the two components evolve independently, following two distinct evolution patterns. The flux-flux relation shows two different slopes, which can be interpreted as two regimes where the source emission is driven by the corona and the jet contributions, respectively. A third (horizontal) track, reflecting a stable 'jet' emission with a decreasing corona flux, corresponds to the transition between the two.

The soft γ -ray tail detected in V404 Cyg could be in principle ascribed to a third mechanism, the production of electron-positron pair plasma during the brightest, Eddington-limited flares. Siebert et al. [452] reported evidence of a 511 keV annihilation line associated to a pair plasma in the SPI data. However, independent studies have failed to confirm this 511 keV line detection [204, 427]. Such a discrepancy was likely caused by the event selection of the SPI data, which is a particularly important issue for bright sources [427].

In the radio VLBA monitoring, Miller-Jones et al. [306] found that the jet orientation was changing significantly in time scales ranging from minutes to hours. Their interpretation was

that the Lense-Thirring precession of the slim disc that forms due to the super-Eddington accretion – which is also likely responsible for the rapid changes in the cold absorption [328] – is driving the changes in the jet orientation.

5.3.4. Rapid multi-wavelength variability

Rapid variability in the emission from V404 Cyg was also omnipresent at longer wavelengths. Perhaps the most surprising feature of was the detection of heartbeat-type oscillations in the optical [219], which are reminiscent of the X-ray light curves of GRS 1915+105 (Sec. 5.1). A particularly fascinating aspect of V404 Cyg was the complexity of how the X-ray and optical emissions were correlated (see [354] for a study of correlated variability in UV and X-rays, performed using *Swift*/UVOT and XRT data). An incredible plethora of examples of correlated behaviour was observed within the 2 central (i.e. most active) weeks of the outburst. The detailed study by Rodriguez et al. [415] and Alfonso-Garzón et al. [1] showed that on 1-minute and longer time scales, the *INTEGRAL* OMC, JEM-X and ISGRI light curves showed: (i) flares where the optical emission was delayed by minutes up to an hour following and strong X-ray flare, (ii) flares where the optical and X-ray emissions were practically simultaneous (i.e. almost the exact same variations were observed), and 3) flares during which enhanced optical and soft X-ray emissions preceded a hard X-ray flare [209]. Moreover, simultaneous *NuSTAR* and optical observations taken on sub-second time scales showed that the optical emission lagged the X-rays by roughly 100ms [142, 186]. This lag was interpreted as the delay between fluctuations generated in the hot corona around the BH, that propagate up to the relativistic jet base about $1000 R_g$ away, which is responsible for part of the optical emission [e.g., 266]. The correlated 1-minute time scale optical lags correspond to the light travel time delays from the BH to the outer disc, were instead likely produced by the re-processing of the X-rays in the outer accretion disc, or by the illuminated binary companion [220, 1, 186].

Longer optical time lags of up to an hour were attributed to interactions between distinct relativistic ejecta in the form of blobs of plasma [1], although on these long time scales the association of a given X-ray flare to its optical counterpart may be in some cases ambiguous given the stochastic nature of the light curves. The few cases where *INTEGRAL*/OMC/JEM-X/ISGRI detected negative lags, i.e., where the optical (and soft X-ray) emission leads the (hard) X-rays [1, 209], remain a puzzle yet to be solved, which could be explained in terms of mass accretion rate fluctuations propagating inwards through the accretion disc.

Optical emission line profiles showed significant changes minutes after major X-ray flaring detected by *INTEGRAL* [333]. Such lines showed broad and deep P-Cyg profiles, from which outflow velocities up to 3000 km/s were estimated. The presence of an outflow in optical with such a velocity is consistent with the strong disc wind observed in X-rays by *Chandra*, likely radiation or thermally driven as V404 Cyg approached the Eddington limit [221]. As suggested by Motta et al. [328], the two outflows could be two portions of the same disc wind, which likely feature a temperature/ionisation stratification. Over the

course of the 2 most active weeks of the outburst, more than $10^{-8} M_{\odot}$ was lost in these variable disc winds, as well as in the Compton-thick outflow responsible for the variable partial covering, such that the suggestion was made that the outburst itself may have ceased prematurely due to excessive mass loss [333].

5.3.5. The December 2015 re-flare

On 23 December 2015, only four months after the end of the primary outburst, the *Swift*/BAT telescope detected a re-brightening of V404 Cyg [14]. Follow-up X-ray, optical, and radio observations confirmed the onset of a new outburst [334]. This December event was a re-flare, it was in many respects a fainter analogue of the first week in the June 2015 activity, with weaker flares and lower non-flaring emission in between them. The *INTEGRAL* and *Swift* spectra were compatible with a Comptonised continuum modified by a Compton-thick partial covering absorber [207]. Optical photometry [220] and spectroscopy, as well as monitoring in radio [334] also showed a behaviour comparable to what was observed in June, including similar, though less pronounced, P-Cyg optical lines and radio variability.

5.4. Fast time variability

The X-ray timing studies by *INTEGRAL* [413] and *NuStar* [142] did not show signs of QPOs, but instead the dominating feature was the presence of strong low-frequency (bending) power law noise, and the complete absence of high-frequency variability. PSD featuring these properties are characteristic of heavily absorbed sources like Cyg X-3 [229], GRS 1915+105 in its obscured state [228] as well as GRO J1655–40 in its ultrasoft state [488]. By analogy with these sources, it appeared that the high frequency noise in V404 Cyg was not intrinsically absent, but was instead smeared out or suppressed by the disc wind via heavy scattering. Timing analyses of *Chandra*, *FERMI*/GBM and *Swift* on the other hand did show only weak and short-lived mHz QPOs [183]. The absence of the strong type-C QPOs typically expected in a BH in its LHS or HIMS was interpreted as a consequence of the peculiar properties of V404 Cyg: the rapid evolution of either the truncation radius or the radius of a ring where the anisotropies responsible for the generation of QPOs occur [192] would make the accretion flow might be much more turbulent than it would otherwise be, so much so that the conditions for the precession of the inner accretion flow that would give origin to a Type-C QPO are not met, if not for very short times.

5.5. GX 339–4

GX 339–4 was discovered in 1973 by *OSO-7* [273] and, based on the luminosity upper limit of the stellar companion, it was classified 28 years later as a low-mass XRB [444]. Soon afterwards, observations in the optical band [187] revealed the motion of the companion star, based on which an orbital period of ~ 1.7 d was derived, as well as a mass function of $5.8 \pm 0.5 M_{\odot}$. Later on, based on high-resolution optical spectra, a distance to the source in the range 6–15 kpc was proposed [188], which, however, is still to be confirmed.

Over the years after its discovery, GX 339–4 has shown a number of outbursts that have been extensively monitored in several multi-wavelength observations, and the properties of this system - which is considered the prototypical transient BHB - have been probed via a vast number of analysis techniques. The long-term spectral behaviour of the source, evidenced in the data collected from 1987 until 2004 - mostly by *RXTE* but also *Ginga* and *CGRO* - was presented in Zdziarski et al. [514]. This study showed that GX 339–4 had already undergone 15 outbursts in the period analysed, sampling several times all the known accretion states, occurring along pronounced hysteresis cycles, with the hard-to-soft state transitions occurring at much higher (and variable) luminosity than the soft-to-hard transitions.

The outburst which occurred in 2002/2003 was studied in detail through timing and colour analysis [23], and provided the prototype for the HID (see Sec. 2). The state classification based on the HID proposed by [179] has since then been the main framework to describe the outburst evolution of transient BHBs, featuring two extra states - the HIMS and SIMS - with respect to the two historical LHS and HSS. This state classification has been refined over the years to incorporate the increasing amount of information acquired on the more and more BHBs that were being observed and discovered, and started to include multi-band observations, *in primis* coming from the radio band. Indeed, radio observations performed during the 2003/2004 outburst revealed a large-scale relativistic radio jet from GX 339–4 [136], which was then associated with the HIMS-SIMS transition [125] reported previously by Nespola et al. [352].

In 2004, a new outburst occurred, and it was extensively observed by *INTEGRAL* as well as by *RXTE* and other observatories. A simultaneous *RXTE* and *INTEGRAL* campaign was performed on 2004 August 14-16, when the transition HIMS-to-SIMS was expected [26]. Belloni et al. [26] observed a state transition shorter than 10 hr, and performed the first simultaneous timing and broad-band spectral analysis (3–200 keV) across a hard-to-soft state transition. These authors observed in the HIMS a steeper power law ($\Gamma \sim 1.9$) and a lower value of the high-energy cut-off (~ 70 keV) than in the LHS. They also observed the disappearance of the cut-off in the 3–200 keV energy band at the transition to the SIMS. This confirmed a behaviour previously observed in other sources (e.g., GRO J1655–40 [199]), where it was argued that the cut-off might not disappear at the transition to the SIMS, but move to significantly higher energies, i.e., beyond the energy band covered by *RXTE*, but within the reach of *INTEGRAL*.

A similar finding was reported later on by Del Santo et al. [102] and Motta et al. [319], who analysed *INTEGRAL* and *RXTE* data from the 2007 outburst of the source, and observed in greater detail the evolution of the high-energy cut-off across the long-lived (≈ 10 days) hard-to-soft transition. A much denser monitoring with *RXTE* of this outburst allowed Motta et al. [319] to confirm that the evolution of the cut-off is non-monotonic: it decreased monotonically from 120 to 60 keV during the luminosity increase in the LHS, started increasing again at the LHS-to-HIMS transition reaching approximately 100 keV just before the transition to the SIMS. The cut-off further increased

to ~ 130 keV, and was no longer detected in the HSS.

The non-monotonic evolution of the high-energy cutoff observed in GX 339–4 has been later reported in a number of sources (e.g. [98]). As observed in GX 339–4 for the first time, and with an unprecedented clarity, the changes in the high-energy cutoff are observed to be as fast as the timing properties (in particular in the behaviour of the LFQPOs observed in the *RXTE* PDS), while other spectral properties appear to be evolving much more smoothly over the state transition.

The use of a phenomenological model such as a cut-off power law provides a useful qualitative description of the data and of the evolution of the spectral shape at a time where the energy spectrum undergoes pronounced and relatively fast changes. However, it is worth noticing that by using such an empirical model, not much can be said on the evolution of the plasma physical parameters, as the energy cut-off is only roughly correlated to the electron temperature of the Comptonising plasma, and it may not reflect the evolution of the electron temperature of the corona. Additional components play a role in the complex X/ γ -ray spectra of BHBs (e.g., non-thermal Comptonisation and Compton reflection), which has to be investigated by means of more accurate, physically motivated spectral models. In this context, Del Santo et al. [102] investigated the spectral variability of GX 339–4 across the different states by using the hybrid thermal/non-thermal Comptonisation model *eqpair* [83] on the *INTEGRAL* spectra collected during the period August-September 2004 (see Fig. 9). These authors found that the spectral transition HIMS-SIMS-HSS was driven by changes in the soft photon flux responsible of the cooling of the hot plasma (the corona, or hot flow). Simultaneously, the increase in the disc temperature and the decrease of the inner disc radius were also observed. Such properties and behaviour are consistent with the truncated disc model [118, 106], although other models such as dynamic accretion disc corona models cannot be in principle ruled out.

Thanks to the high-energy coverage of the *INTEGRAL* telescopes, in all spectral states of GX 339–4, a significant contribution from a (sometimes variable [109]) high-energy tail above 200 keV, (see Sec. 4), was observed [198, 102, 46]. During the 2007 outburst a peculiar spectral transition was observed by *INTEGRAL* and *RXTE* [97], with multiple transitions back and forth from/to the HSS and LHS, across the SIMS, while during the 2010 outburst a number of simultaneous multi-wavelength observations confirmed the jet quenching over the transition in many wavebands [50].

5.6. 1E1740.7–2942: the great annihilator

Discovered by the Einstein satellite in 1984 [172], the bright hard X-ray source 1E 1740.7–2942 (hereafter 1E 1740) is located less than one degree away from the Galactic Centre. It was classified as candidate BHB by Sunyaev et al. [468] because of the spectral similarities with Cyg X-1, based on results obtained with the Franco-Russian hard X-ray/soft γ -ray satellite *Granat*. 1E 1740 is the prototype of the *microquasar* class, thanks to its double-sided radio jets reaching large angular distances from the core ($\sim 1'$), which were discovered in 1991 by Mirabel et al. [309].

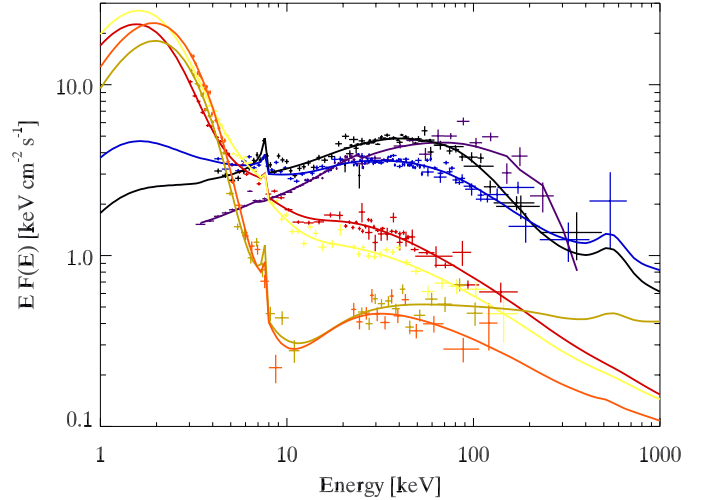


Figure 9: Joint JEM-X, IBIS and SPI energy spectra of GX 339–4 collected in different spectral states, from hard (violet) to soft state (orange). The data were fitted with the hybrid thermal/non-thermal Comptonisation model *eqpair* plus *DISCLINE* (from Del Santo et al. [102]).

This source takes its nickname from a claim that was made soon after the first observations in the soft γ -ray domain. In 1990, the *SIGMA* telescope, on-board *Granat*, observed 1E 1740 and found a spectrum characterised by a transient (less than 3 days) broad feature around the electron-positron annihilation energy at 511 keV [39, 468]. This finding attracted the attention of the community and a great deal of studies were dedicated to investigate the possibility that the aforementioned feature could be due to the electron-positron annihilation line (the search of which is among the main aims for the *INTEGRAL* mission). The “line” was speculated to be connected with the spectacular bipolar jet seen in radio, which could be formed by leptons rather than by baryons. Alternatively, it could be the result of productions of positrons (which would therefore annihilate the electrons) by a hot plasma with a temperature much lower than 1 MeV via photon-photon absorption, for example when the accretion flow is able to interact with a wind [495]. Bouchet et al. [37] performed a deep analysis based on the SPI data searching for any feature around 511 keV associated with 1E 1740, but did not find evidence for a line at 511 keV, either narrow or broad, transient or persistent. Later on, De Cesare [95] searched for such an emission from any point sources with the IBIS telescope, and found no evidence of Galactic 511 keV point sources, but estimated a 2σ upper limit annihilation flux of $1.6 \times 10^{-4} \text{ ph/cm}^2/\text{s}$, consistent with a diffuse electron-positron annihilation scenario, where electrons and positrons could be produced in compact objects, and propagate in the interstellar medium before annihilation. Thus, the annihilation scenario for 1E 1740 was never confirmed, but the evocative name of this source stuck to it, so that 1E 1740 is often still affectionately referred to (rather erroneously) as the Great annihilator.

Smith et al. [455] measured a periodic modulation of $\sim 12.73 \pm 0.05$ days which, if interpreted as the orbital period of the system, would suggest a red-giant as donor. However, the

upper limit for the IR counterpart derived with the VLT seems to exclude such a nature [284]. The high hydrogen column density toward the source (see e.g. [138]) does not allow any firm identification of the companion star, the characteristics of which remain unclear.

INTEGRAL observations performed throughout several years have revealed that most of the time 1E 1740 is found in either one of two main states: the canonical LHS, with a mean flux of ~ 50 mCrab, and a *dim* state, with a much lower flux level of a few mCrab [101, 37]. In particular, *XMM-Newton* and *INTEGRAL* provided the arguably highest quality broadband spectrum of the source in the LHS [67]. In a few occasions, soft spectra have been observed, testifying occasional transitions to a softer state [456]. In particular, simultaneous *INTEGRAL* and *RXTE* broad-band spectra taken in 2003 showed that an intermediate/soft spectral state occurred just before one of the long dim states shown by 1E 1740 [96]. This behaviour was interpreted as the effect of a drop in the accretion rate, which is expected to affect both the thin disc and the hot flow (corona). While such a change would propagate through the hot flow immediately, it might take up to several weeks to propagate through the thin accretion disc. Thus, the hot flow is temporarily drained of matter compared to the disc, therefore an accretion flow configuration very similar to that observed in the HSS of other BHBs can be temporarily observed (see also [456]).

Bosch-Ramon et al. [36] applied a jet model to the 1E 1740 SED (which include *INTEGRAL* data) to investigate the possibility that the hard X-ray emission in 1E 1740 was to be ascribed to the jet. They concluded that synchrotron emission from the jet seemed in fact to be able to explain the low-hard state X-ray spectrum of the source, but it exceeded largely the observed core radio fluxes. Bosch-Ramon et al. [36] therefore concluded that although accretion and jet phenomena are probably linked - in 1E 1740 (and in any other source), the dominant component in the (hard) X-rays can be either the jet or the disk/corona depending on the system considered.

5.7. Black holes discovered by *INTEGRAL*

The bulge of our Galaxy (Galactic Bulge) contains a variety of high-energy point sources [see, e.g., 225, 22, 242, 33], including persistent and transient (candidate) BHBs. While persistent sources offer the opportunity to probe the accretion process at play at any time, in transient BHBs the accretion rate varies by larger factors than in the persistent sources, thus offering the opportunity to study accretion in regimes not accessible in the persistent sources. The regular and long-term monitoring of persistently bright BHBs allowed by the Galactic Bulge monitoring program enables a systematic study of the hard X-ray states of BHBs (e.g., [96, 345] for 1E 1740.7–2942), which is difficult or impossible for other missions to accomplish due to a limited sensitivity at high energies and/or the lack of wide-field imaging instruments as well as of orbits wide enough to allow long, uninterrupted observations of a particular region of the sky. Furthermore, by probing the hard X-ray spectra of the sources over a wide luminosity range, the Galactic Bulge monitoring allowed the dependence of the X-ray spectrum on the (total) luminosity to be investigated.

Since February 2005, whenever the Galactic Bulge region was visible, it has been monitored approximately every 2–3 days with 3.5 hours snapshots, thanks to a dedicated *INTEGRAL* program [242]. The wide-field imagers at high-energies that are key to the *INTEGRAL* payload allowed the monitoring of the variability of the variety of sources in this region to be performed all at once in a broad energy range over the past 15 years. Various bright ($\gtrsim 100$ mCrab) well-known X-ray transients were active during the several years of the Galactic bulge monitoring program (e.g. GRO J1655–40, [448] and H1743–322, [393]), as well as new ones, some of which were discovered by *INTEGRAL* during routine observations of the Galactic Bulge region. *INTEGRAL* is ideally suited to detect such hard spectral state outbursts: transient and persistent BHBs account for about half of the total detections in the 150–300 keV band (e.g., [19, 235]).

In this section, we will briefly review the results obtained on BHBs which have been discovered by *INTEGRAL*, focusing in particular on the discoveries and findings made possible thanks to *INTEGRAL*.

5.7.1. *IGR J17091–3624*

INTEGRAL discovered IGR J17091–3624 on 2003 April 14, during a routine observation of the Galactic Centre region [241]. Follow-up observations were immediately performed by *RXTE*, which confirmed the presence of an hard spectrum well-fitted by an absorbed power law and fast time variability on time scales from several tenths of a second to several tens of seconds, typical of a BHB in the LHS [260]. Archival searches revealed that IGR J17091–3624 was also detected by the Roentgen observatory aboard KVANT module of the MIR space station in 1994 October, and by BeppoSAX in 1996 September and 2001 September [260]. *XMM-Newton* observed the field of IGR J17091–3629 in 2006 August, and 2007 February, but while IGR J17098–3628 - located 9.6 arcminutes away from it was observed in a relatively bright state, IGR J17091–3624 was not detected. In 2011 January, Swift/BAT observed renewed activity of this system, which raised from a flux of ~ 20 mCrab to ~ 60 mCrab in about a week [234].

Capitanio et al. [59] followed the evolution of IGR J17091–3624 throughout its 2011 outburst with *INTEGRAL* and Swift. Unlike the previous outbursts of this source, which were relatively short (weeks) and faint, the 2011 outburst was significantly longer and brighter. The initial evolution of the source followed the standard state evolution of most BHBs, with a LHS followed by a HIMS and a transition to the SIMS and HSS. Radio observations of this system confirmed the presence of a flat radio spectrum in the LHS, and the detection of a radio flare during the hard to soft transition, likely associated with relativistic ejections [418]. Shortly after the HSS was reached, IGR J17091–3624 started showing a variability pattern very reminiscent of the *heartbeats* [3, 90] observed in GRS 1915+105 and a handful of other sources [see, e.g., 330, and references therein].

The long and bright outburst started in 2011 ended in 2013, with a return of the source to the LHS, a number of short re-flares during the LHS, and a final descent into a very low-




Figure 10: A zoom-in to the Galactic Bulge region as seen by *INTEGRAL*, based on the IBIS/ISGRI (18–40 keV) data obtained through the Galactic bulge program (from 2005 to 2009). Transient BHBs are marked in red, persistent BHBs are marked in white. All source names are annotated above the source X-ray position, except 1E1740.7–2942 (annotated at the right of the position), and IGR J17497–2821 and GRS 1758–258 (both annotated below their position). All the sources that are not labelled are NS X-ray binaries.

luminosity LHS, or a bright quiescence [376]. In 2016 February, IGR J17091–3624 showed another outburst, which, however, only lasted approximately 2 months with no sign of the heartbeat variability shown during the previous outburst [376].

5.7.2. IGR J17098–3628

IGR J17098–3628 was discovered by *INTEGRAL* on 2005 March 24th during deep Open Program observations of the Galactic Centre region. The discovery was made thanks to IBIS/ISGRI data, which revealed a new X-ray transient located 9.4 arcmin off IGR J17091–3624 [151]. Follow-up *INTEGRAL* and *RXTE* observations of the Galactic centre region revealed a variable source, which was tentatively classified as a new transient BHB due to its properties typical of the sources of such a class [150]. A tentative radio counterpart was identified shortly after the discovery by Rupen et al. [434] in VLA observations, which showed a relatively bright radio source well within the IBIS/ISGRI error circle.

INTEGRAL and *RXTE* observed the field of IGR J17098–3628 several times in the period between 2005 and 2007, during which the target was regularly detected [60, 73]. Targeted observations performed with *XMM-Newton* and *Swift* also yielded a significant detection of this source. Renewed activity from this system was reported by Prat et al. [392], which reported on new observations of the Galactic Centre. The *INTEGRAL* data showed a hard power law spectrum compatible with a BH in the LHS.

5.7.3. IGR J17177–3656

IGR J17177–3656 was discovered in 2011 March 15 [134] in the data from IBIS/ISGRI. A subsequent *INTEGRAL* observation from the Galactic Bulge monitoring program was performed shortly after the discovery, confirming the detection, and revealing an increase in the source flux in comparison with previous serendipitous data. The source position was refined first thanks to a *Swift* target of opportunity observation, then thanks to a Chandra observation [525, 364]. Follow-up observations in radio with ATCA evidenced a moderately faint (≈ 0.2 mJy at 5.5 and 9 GHz) radio counterpart to IGR J17177–3656, which suggested that this source could be a BHB in the LHS.

Paizis et al. [367] reported on multi-wavelength observations of IGR J17177–3656, showing that the overall behaviour of this system follows that of other BHBs, thus confirming that this system might in fact be a binary hosting a stellar-mass BH, possibly observed at high inclination.

5.7.4. IGR J17464–3213 (a.k.a. H1743–322)

On 2003 March 21, during a routine scan of the Galactic Centre region, *INTEGRAL* observed a new active X-ray source - IGR J17464–3213 [407]. Follow-up observations of the same region with *RXTE* found a source previously named XTE J1746–322 at a position consistent with that of IGR J17464–3213 [277] with a hard spectrum. A radio counterpart in the same region of the sky was also identified by the VLA [433]. The positions of the above sources were all compatible with the X-ray transient

H1743–322 discovered during its outburst in 1977 by Ariel V and HEAO-1 [213].

Early time *INTEGRAL* observations showed a slowly rising hard X-ray flux, the beginning of a long outburst ended in November 2003. Such an outburst was followed by *RXTE* and *INTEGRAL*, which observed significant spectral and fast-timing variations, and marked flaring activity especially in the hard X/soft γ -ray domain sampled by *INTEGRAL*/SPI. H1743–322 showed a behaviour rather typical of transient BHB, with large scale flux variations and various accretion states, based on which it was classified as a candidate BHB [371, 179, 61, 199]. The companion star in this binary is too faint to be detected by the currently available instruments, hence, the BH nature of the accretor is yet to be confirmed.

After the first outburst, to date the brightest observed for this system, H1743–322 underwent repeated outbursts, with a rate as high as of 1–2 outburst a year. Interestingly, H1743–322 showed one of the first and clearest examples of a *failed* outburst (see [60, 321], and [460] for the case of Swift J1753.5–0127), during which the source crossed the LHS-HIMS transition, but did not reach the SIMS and HSS, instead moving back to the LHS and then to quiescence in only a few weeks after the start of the outburst. The discovery of such a behaviour showed that the process that drives the evolution of a source across the various accretion states is reversible even after the LHS-HIMS transition has occurred, but still maintains its hysteresis nature, differently from the hard-only outbursts.

5.7.5. IGR J17454–2919

IGR J17454–2919 was discovered in mosaic images made from JEM-X during *INTEGRAL* revolution 1460 (2014/09/27–30) [75]. The source was quite dim, with X-ray fluxes ~ 6.5 and ~ 8.2 mCrab in the 3–10 keV and 10–25 keV bands, respectively. Earlier observations of the field did not show any activity from this position down to about 1 mCrab, confirming that the source was a new transient entering the active phase. Early follow-up observations with *Swift* [75], *NuSTAR* [476], and *INTEGRAL* in the direction of IGR J17454–2919, confirmed that the source was indeed in a rather sustained outburst phase [74]. In particular, the *NuSTAR* spectral and temporal analysis shows a behaviour pointing towards a BHB nature.

Paizis et al. [366] reported multi-wavelength analysis of this source. Their Chandra observations first allowed these authors to refine the celestial position of the source to $RA_{J2000}=17^h45^m27.69^s$, $Dec_{J2000}=-29^{\circ}19'53.8''$ with a 90% error box of $0.6''$ [363], which showed that IGR J17454–2919 has an IR counterpart, the source 2MASS J17452768–2919534. The same field was observed at optical wavelengths with GROND: IGR J17454–2919 was not detected in the GROND g' , r' , i' , z' bands, but it was present in the NIR (J, H K_s) ones at magnitudes similar to those observed in the 2MASS and UKIDSS catalogues.

Paizis et al. [366] also reported the broad-band analysis of *Swift*/XRT, BAT and *INTEGRAL* data along the course of the outburst. A larger absorbing column density is obtained with *Swift* than in the *NuSTAR* spectra, which could be indicative of variation of the intrinsic (i.e. local) absorption. The spectra appeared to be well-described by a power law, with no evidence of

a high-energy cut-off. Overall the X-ray behaviour of the source was reminiscent of a low-mass X-ray binary, but no firm conclusion on the nature of compact object could be drawn from the available data.

5.7.6. IGR J17497–2821

IGR J17497–2821 was discovered with IBIS/ISGRI on 2006 September 17 [458], at a 2–100 keV unabsorbed luminosity of 10^{37} erg/s, obtained assuming a distance of 8 kpc [239]. Preliminary spectral analysis of the *INTEGRAL* data led Kuulkers et al. [239] to conclude that the source was an XRB, either containing a BH or a NS, in a typical LHS.

Very little was published based on the *INTEGRAL* data, although the source was followed with multiple facilities at various wavelengths from the radio band to the X-rays. Most results are reported in [365], and [416]. The former observed the field of the source with the High Transmission Grating Spectrometer aboard Chandra, which first allowed them to refine the position to $RA_{J2000}=17^h49^m38.037^s$, $Dec_{J2000}=-28^{\circ}21'17.37''$ with a 90% error box of $0.6''$. The Chandra spectral analysis shows a hard spectrum ($\Gamma \sim 1.2$), significantly affected by absorption ($N_H=4.4 \times 10^{22}$ cm $^{-2}$) [365]. Two candidate infrared counterparts could be identified, and based on the X-ray and IR behaviour, Paizis et al. [365] suggested that the source is a low-mass X-ray binary with a potential red-giant K-type companion.

A 50 ks Suzaku observation showed that the source spectrum was well described by a power law continuum up to 70 keV, which then rolled-over due to a high-energy cut-off around 100 keV [194]. At lower energies, structures in the 5–8 keV range were ascribed to an Iron absorption edge. The results of (quasi-)simultaneous radio (ATCA) and X-ray (*RXTE*) observations were reported by Rodriguez et al. [416]. These authors showed that the 3–200 keV spectra are indeed well represented by a power law with a marked cut-off at high-energy, or by a thermal Comptonisation model, similarly to what is typically observed for BHB in the LHS. While the power density spectra are also typical of those of a BH LHS, with about 36% RMS variability (0.1–100 Hz), no QPO were detected down to about 2% RMS.

The radio observations allowed Rodriguez et al. [416] to show that the source lies below the track traced by GX 339–4 and V404 Cyg in the so-called radio-X-ray flux plane [e.g., 140, 87, 377], and is instead located on the lower track, which is followed by a growing number of BH systems, including H1743–322 [see e.g. 89, 84].

5.8. Other black holes

5.8.1. GRO J1655–40

GRO J1655–40 was discovered on 1994 July 27 by the *CGRO* satellite, and was originally named Nova Scorpii 1994 [526]. Soon after its discovery, radio observations revealed apparently super-luminal relativistic jets moving in opposite directions almost perpendicular to the line of sight ($\sim 85^{\circ}$) with a relativistic velocity of $0.92c$ [177, 478]. The optical counterpart was discovered soon after by Bailyn et al. [9], and subsequent

optical studies showed that the system is a low-mass X-ray binary hosting a blue sub-giant secondary and a BH primary with a mass of $\sim 6 M_{\odot}$ [361, 154]. At a distance of ~ 3.2 kpc, GRO J1655–40 is one of the closest BHBs we know. The orbital inclination inferred from optical observations and from the detection of absorption dips ($\sim 70^{\circ}$, e.g., [8] [243]) suggests that the inner disc inclination (which could coincide with the direction of the jet or of the BH spin axis) may differ from the inclination of the binary system, implying a misalignment of up to 15° . GRO J1655–40 has been subject of a considerable number of X-ray timing studies, which revealed the presence of several unique features in its PDS, including the only confirmed QPO triplet (i.e. a type-C QPO and a pair of HFQPOs detected simultaneously, see Sec. 2.3, and [465, 324]) in a BHB.

During its first outburst, started in 1994, GRO J1655–40 showed a power law spectrum extending up to 600 keV in the *CGRO*/*OSSE* data, and which softened and subsequently hardened over the course of the outburst [155]. After the first, relatively short outburst (a few weeks), GRO J1655–40 underwent two other major outbursts, one started in 1996 April [403] and the other started in 2005 February [278]. The former was regularly covered by *RXTE*, which confirmed that the overall behaviour of the system resembled that of other BHBs [294]. The latter was covered by *RXTE*, as well as by *INTEGRAL* and *XMM-Newton*, which provided key information on the properties of this system.

Thanks to the *INTEGRAL* sensitivity to the high-energy photons from GRO J1655–40, the broad-band spectrum of the system could be probed in detail as it evolved over the several accretion states sampled by the source (including the ULS, of which GRO J1655–40 to date provided the best example [320]). Clear state transitions were observed, and a high-energy cut-off associated with the power law-like continuum was clearly detected during the LHS (see [199, 449], but also [45]). The high-energy cut-off evolved significantly as the source moved away from the LHS and approached the soft states, rising to values > 300 keV and then disappearing completely near the transition to the HSS. As already mentioned in Sec. 5.5, a similar behaviour was later observed - in greater detail - in the BHB GX 339–4. Joinet et al. [199] also reported on the behaviour of the radio jet, which was quenched around the time of the disappearance of the cut-off. The combined use of *INTEGRAL* and *XMM-Newton* data allowed Díaz Trigo et al. [105] to constrain the shape of the broad-band continuum, thus evidencing both the presence of a relativistically broadened Iron K- α line and a variable photo-ionised absorber, which induced the presence of strong K absorption Fe XXV and Fe XXVI lines, and blue-shifted Ne X and Fe XXIV features.

5.8.2. GRS 1716–249

GRS 1716–249, also called Nova Oph 1993, was discovered in 1993 by *CGRO*/*BATSE* [171] and *Granat*/*SIGMA* [11]. The spectral type K (or possibly later) star V2293 Oph was identified as possible donor and a distance of 2.4 ± 0.4 kpc was derived [103]. Masetti et al. [285] estimated a lower limit on the mass of the compact object as $4.9 M_{\odot}$, which confirmed its BH nature, and an orbital period of the system of 14.7 hr.

The brightest outburst of the transient BHB GRS 1716–249 occurred in 2016 after more than 20 years of quiescence. *MAXI* first discovered the start of a new outburst from this source, and *INTEGRAL* observed it with the aim to study and characterise its soft γ -ray emission. Simultaneous multi-wavelength observations were also triggered with the ATCA radio telescope and the REM infrared camera [99]. This outburst lasted more than one year and was followed almost continuously by *Swift*. XRT and BAT results of this monitoring campaign [16] showed that GRS 1716–24 belongs to a group of transient BHBs that show failed outbursts.

Bassi et al. [17] presented the SPI spectral analysis of the *INTEGRAL* observations, which showed a strong non-thermal component above 200 keV. The SED of GRS 1716–24 was modelled with the internal shock emission model [*ISHEM*, 263] to investigate on the possible jet nature of the soft γ -ray emission. The authors measured a spectral cooling break at ~ 10 keV and found that the soft γ -ray emission of GRS 1716–24 cannot be explained by synchrotron emission in the radio jet, unless the index of the electron energy distribution responsible for the emission is lower than 2. However, such a value is difficult to reconcile with the known shock acceleration mechanisms, which suggests that the jet might not contribute much to the soft γ -ray emission in this source.

5.8.3. GRS 1758–258

GRS 1758–258 was discovered in 1990 during *Granat* observations of the Galactic Centre region [269, 469]. This system shows hard X-ray properties typical of Galactic BHBs in the LHS, i.e., a comparatively hard power law shaped spectrum with a cut-off around ~ 100 keV, and marked fast time-variability [253]. Owing to such properties, together with the detection of a double-sided radio counterpart [425], GRS 1758–258 is considered to be a BHB. Despite the rare occurrence of dim soft states with a typical duration of several months [174], GRS 1758–258 is a persistent source, and one of the very few persistent BHBs known to date.

GRS 1758–258 was observed extensively within the *INTEGRAL* Galactic Centre Deep Exposure program in 2003 and 2004, which was complemented by numerous *RXTE* observations [382]. During this period, the system was initially found in one of its rare dim soft states, and underwent a full transition to the LHS. Pottschmidt et al. [382] showed that the dim soft state in GRS 1758–258 is different from the soft states typical of other persistent high-mass XRBs such as Cyg X-1 (see Sec. 5.2) - where softening is connected with an increase in luminosity - and is more similar to those typical of Low-mass BHBs. A soft γ -ray tail extending above 300 keV has possibly been seen as well in the PICsIT data [381].

Recently, Tetarenko et al. [477] used ALMA data to explore the molecular gas emission at the location of jet-ISM interaction zones near GRS 1758–258. They identified molecular structures that might trace jet-blown cavities in the gas surrounding this system, confirming previous radio results from the GRS 1758–258, which led Martí et al. [283] to postulate the presence of a jet-blown cocoon structure in deep radio continuum maps of the region surrounding GRS 1758–258 [282].

Such a result also confirms that suggestion that the lobes around GRS 1758–258 are being powered by a variable “dark” relativistic jet, which in turn has to be fed by high-rate accretion [477].

5.8.4. GS 1354–64

GS 1354–64 (also known as BW Cir) is a transient BHB which showed three X-ray outbursts over the past 28 yr. During its 1997 outburst, *RXTE* detected a moderate flux increase (up to ~ 30 – 40 mCrab), although the source remained in the LHS. GS 1354–64 is close to the poorly located Cen X-2, a soft X-ray transient discovered in 1967 with a peak X-ray flux of ~ 8 Crab, which might mean that the two sources could be coincident [223].

This system is located at a distance of ~ 25 kpc, and it is observed at an inclination of $\sim 79^\circ$ [66, 65]. Optical studies allowed a dynamical BH mass of $7.9 \pm 0.5 M_\odot$ to be derived, as well as an orbital period of 2.54 d. The donor star in the system is a type G0-5 III with a mass of $1.1 \pm 0.1 M_\odot$. In quiescence, GS 1354–64 shows strong optical variability in the R filter, and a dynamic range of 4 mag (~ 17 to ~ 21) over a period of 14 yr [65].

INTEGRAL observed GS 1354–64 during its 2015 outburst in a coordinated campaign with the *Swift* X-ray observatory and the South African Large Telescope (SALT). The results were presented in Pahari et al. [362], who showed evidence for optical cyclo-synchrotron emission from the hot accretion flow. In particular, during the rise phase, a significant optical-X-ray lag was reported, with the X-ray photons lagging the optical ones [362]. In addition, both the optical and X-ray PDS exhibited a ~ 18 mHz frequency peak. Simultaneous fitting of the *Swift*/XRT and *INTEGRAL* spectra showed a non-thermal, power law-dominated (by over 90 per cent) spectrum with a power law index of 1.48 ± 0.03 , an inner disc temperature of 0.12 ± 0.01 keV, and an inner disc radius of ~ 3000 km. The above is consistent with synchrotron radiation in a non-thermal cloud of hot electrons, extending to ~ 100 Schwarzschild radii, being also a major physical process for the origin of optical photons.

At the outburst peak, about one month later, when the X-ray flux rose and the optical dropped, the features in the optical/X-ray cross-correlation vanished. A ~ 0.19 Hz QPO was still observed in the X-ray PDS, although the optical variability was dominated by broad-band noise. These observations suggest a change in the dominant optical emission source between outburst rise and peak, consistent with a progressive shrinking (and possibly cooling) of the hot flow as the disc moves in during a transition to a softer state.

5.8.5. MAXI J1828–249

MAXI J1828–249 was discovered at the beginning of an outburst on 2013, 15 October [341] by MAXI/GSC, and was soon afterwards detected at higher energies by *INTEGRAL* [131]. The flux at discovery was 93 ± 9 mCrab (4–10 keV) in MAXI [341], and 45 ± 2 mCrab (48 ± 2 mCrab) at 20–40 keV (40–80 keV) in *INTEGRAL*/IBIS [131]. Follow-up observations with *Swift*/XRT provided a more accurate position [217], which permitted the identification of the UV counterpart [218], as well as

of the optical/IR counterpart [399]. Radio observations carried out about two days after the onset of the outburst did not reveal significant emission from the source [303].

During the first two days of the outburst, the source was observed by MAXI to undergo a very rapid transition from a hard to a softer state [348], so that observations of the source in the LHS were limited because of the swiftness of the transition. The rest of the outburst (essentially the HSS) was covered by a joint observation campaign over a wide energy range from 0.6–150 keV by the instruments on *Swift* and *INTEGRAL*, although MAXI J1828–249 did not show significant spectral evolution [130], reaching, however, a peak luminosity $L \approx 10^{38}$ ergs s^{-1} assuming a distance of 8 kpc.

The broad-band energy spectrum comprised of an accretion disc component with temperature $kT \sim 0.7$ keV, and a power law with a photon index $\Gamma \approx 2.2$ extending with no measurable break up to 200 keV. The observational evidences, supported by both the spectral and timing analyses, suggest that MAXI J1828–249 is a BHB that evolved rapidly in the first two days of the outburst from the LHS to the HSS, where it remained during the entire *Swift*-*INTEGRAL* observation campaign.

Data collected on 2014 February 14–16 found that the source transitioned back to a LHS, and the energy spectrum featured a power law with a photon index of $\Gamma \approx 1.7$, and a 0.5–10 keV flux of 4×10^{-11} ergs s^{-1} [480]. Significant radio emission was also detected at flux densities of 1.38 ± 0.05 mJy at 5.5 GHz and 1.28 ± 0.06 mJy at 9 GHz [88], further strengthening the case that the source was indeed a BHB.

Two additional works were dedicated to the 2013 outburst of this source, which reported results consistent with those mentioned above [152, 357].

5.8.6. MAXI J1836–194

MAXI J1836–194 was discovered in outburst by MAXI/GSC on 30 August 2011 (55803 MJD), and detected simultaneously by the *Swift* BAT instrument with a flux of 25 mCrab in the 4–10 keV band, and 30 mCrab in the 15–50 keV band [347]. The discovery of this system triggered a multi-wavelength observing campaign led by *INTEGRAL*, which carried out observations for 60 days, from MJD 55804 to 55864. The analysis of all the data collected by *INTEGRAL*, *Swift*/XRT, and *RXTE*/PCA over this period were presented in Ferrigno et al. [129].

Swift/XRT and UVOT provided an accurate source position, which allowed the optical counterpart to be identified [216]. Based on *RXTE*/PCA data, Strohmayer and Smith [466] suggested that MAXI J1836–194 could be a BHB undergoing a LHS to HIMS transition. The 2.2-m ESO/MPI telescope showed the source to have a flat broadband spectrum, consistent with the emission from the companion star or the accretion disc [397], but also akin to that of synchrotron radiation from relativistic jets. Radio observations found emission consistent with the presence of a compact jet ([305, 486]), and the optical monitoring of the target revealed variability correlated with the radio emission, which further supported the jet origin of the optical emission [391].

MAXI J1836–194 was detected by IBIS/ISGRI from MJD 55816.9 to 55850.4. The evidence gathered during the cam-

paign suggested that the source was first observed during the transition from the LHS to HIMS, then it remained in the HIMS for a few days, and finally slowly moved back to the LHS before fading out [129]. The timing and spectral properties evidenced in the *RXTE*, *Swift*, and *INTEGRAL* data showed that MAXI J1836–194 was one of the few candidate BHBs, together with, e.g., H 1743–322 in its 2008 outburst, and SAX J1711.6–3808 in its 2001 outburst (see [58] and references therein), that made the transition to the HIMS, but never reached the HSS before going back to quiescence, in what is referred to as a failed outburst.

A second outburst from this system was observed a few months later in March 2012. Although significantly weaker than the first, it was followed by *Swift* and *INTEGRAL*. The resulting spectrum was consistent with a LHS, with no clear evidence of the presence of a soft component due to the accretion disc [153]. MAXI J1836–194 has been the subject of many studies since these initial observations, [438, 437, 436, 197, 374, 196, 108, 259], but all were based on the data collected during the powerful first outburst, which demonstrates the importance of the role played by the wide field of view high-energy instruments like *INTEGRAL*.

5.8.7. *Swift* J1745–26

On 2012 September 16 the *Swift*/BAT telescope discovered a new bright X-ray source, i.e. Swift J174510.8–262411 (hereafter SwJ1745) [91]. Soon after its discovery, *Swift* and *INTEGRAL* monitoring campaigns were triggered. Based on the spectral and timing properties revealed by these two missions, SwJ1745 appeared immediately to be a new bright Galactic transient BHB [482] with a low-mass companion, which was detected in the IR [398]). Later on, the BH nature of the source was further supported by optical observations, which displayed a broadened H α emission line [335].

Results from two *INTEGRAL* target-of-opportunity campaigns have been reported by Del Santo et al. [98], which covered the first part of the outburst, and Kalemci et al. [212], which report on the outburst decay. The former observed that, in spite of the high luminosity of SwJ1745 (up to 1 Crab in hard X-rays), the source never reached the HSS, but moved back to quiescence after reaching the HIMS, thus showing another example of failed outburst. The spectral analysis performed by Del Santo et al. [98] showed that the evolution of the disc spectral parameters and the properties of the fast-time variability were consistent with the truncated disc scenario, and that a significant non-thermal contribution to the total Comptonisation emission was strongly requested by the data in the HIMS. Kalemci et al. [212] found that the X-ray spectra during the decay phase of the outburst, and during a 50 days-long re-brightening are consistent with thermal Comptonisation emission, and that the physical origin of the re-brightening (visible both in the X-ray and in optical) was likely due to enhanced mass accretion in response to an earlier heating event.

Interestingly, Curran et al. [92], who observed a radio flare when the source was thought to be still in the HIMS. Such flares are typically associated to discrete ejection events occurring near the HIMS-SIMS transition. Therefore, it is possible

that the source made a very short transition to the SIMS before moving back to the HIMS, and then decaying towards quiescence. It is worth noticing that this is to date the only case of a possible jet ejection occurred during a failed outburst.

5.8.8. *Swift* J1753.5–0127

Swift J1753.5–0127 was discovered on 2005, May 30, by *Swift*/BAT [368], and it was subsequently monitored by several facilities. The initial multi-wavelength coverage – including results from an *INTEGRAL* ToO observations – of the outburst was reported by Cadolle Bel et al. [49], who found that the properties of Swift J1753.5–0127 were typical of a transient BHB in the LHS. The low extinction towards Swift J1753.5–0127 allowed the detection of a soft excess in *Swift*/XRT observations to be made, which may be due to a cool 0.2 keV disc [81, 210].

Swift J1753.5–0127 is unique in its outburst evolution: after the initial rise to a very bright LHS, it did not make the transition to the HIMS, nor return to quiescence, but instead decayed to a low-luminosity LHS and lingered for over ten years. In 2012, Swift J1753.5–0127 showed a failed outburst, which was followed by *Swift* [460]. In 2015, after spending another 4 years in a low-luminosity LHS, Swift J1753.5–0127 started showing peculiar low flux soft state episodes between 2009–2012, who were observed in the MAXI and *Swift*/XRT data [509, 450, 210], where the emission was for the first time dominated by a disc component, perhaps suggesting that some sort of peculiar soft state was occurring. After that, the source showed a number of hard-only mini outbursts, finally ending its activity phase in 2017 [523].

At higher energies, the long duration of the outburst allowed *INTEGRAL* to accumulate very high S/N spectra both with SPI [411] and ISGRI [210]. By combining the *INTEGRAL* data with *Swift*/UVOT (optical and UV) and XRT (soft X-ray) observations, Kajava et al. [210] was able to deduce that during the outburst peak in 2016 the SED was consistent with the disc extending close to the ISCO, with the soft X-ray and UV excess consistent of being from an irradiated disc with a modest reflection hump. During the prolonged outburst tail, instead, the entire optical-X-ray SED was consistent with a pure synchrotron-self-Compton spectrum.

Interestingly, the changes in the peculiar optical-X-ray cross correlation functions [111] varied hand-in-hand with the spectral changes over the outburst [496], such that both the SED and the timing variability could be attributed to an expanding hot flow, and a change between synchrotron self-Compton and disc Comptonisation between the outburst peak and the tail. This is significant because Swift J1753.5–0127 is also known to move along the radio-quiet track of the radio/X-ray correlation [141], making it a good example of a case where jets are not required to explain the complex optical-X-ray cross-correlation functions [496].

5.8.9. *XTE* J1550–564

XTE J1550–564 was discovered in 1998 by *RXTE* [454], at the time of its first observed outburst, which lasted approximately 200 days and displayed the typical behavior of a BHB

in outburst [457, 182, 406]. Orosz et al. [360] performed optical spectroscopic observations of the companion star in XTE J1550–564, confirming that the primary object should be a BH of $\approx 9.4 M_{Sun}$. With this mass, and at a distance of ≈ 5.3 kpc, XTE J1550–564 reached and possibly exceeded its Eddington luminosity during this first outburst [360]). Another major, although less luminous, outburst occurred in 2000, which, however, did not show any obvious super-Eddington event.

Radio observations obtained during a subsequent outburst, occurred in 2003 outburst evidenced a strong radio flare, and subsequent VLBI radio observations taken soon after it revealed the presence of super-luminal jet ejection event [164]. Such ejections were later observed also in the X-rays with Chandra [85, 481, 205], months and years after the inferred ejection time, offering one of the best examples of long-lived ejections interacting with the ISM.

After the 2003 outburst, XTE J1550–564 has remained relatively active, exhibiting sporadic, low-amplitude, hard-only flaring episodes with a tentative recurrent time of 300–500 days. One such under-luminous event was observed with *INTEGRAL*, which allowed the broad spectrum of the source to be probed [467]. The energy spectrum of XTE J1550–564 was fully consistent with a LHS observed both in the same system in outbursts, and in other BHBs. The spectral variability was limited, but a mild softening was observed as the source approached the quiescence level. The broad band *INTEGRAL* spectrum could be equally well fit with a standard Comptonisation model, and with a model requiring Comptonisation in an outflow, suggesting a possible contribution of a jet to the LHS emission (see Sec. 2).

5.8.10. XTE J1720–318

XTE J1720–318 was discovered on 2003 January 9 with the ASM on-board *RXTE*, as a new transient source [405]. The 1.2–12 keV flux rose to 430 mCrab in 2 days before starting to decay. The radio counterpart of this system was identified with the VLA and ATCA [429, 355], and the IR counterpart was affected by large extinction, suggesting that the source was located at a large distance [340]. An extensive campaign was organised to observe the new candidate BHB with *INTEGRAL*, *XMM-Newton*, and *RXTE*, the results of which were presented in Cadolle Bel et al. [51].

XMM-Newton observed about 40 days after the outburst peak, and found the source clearly in a HSS characterised by a strong thermal component, well-modelled by a disc component with an inner disc temperature of $kT \sim 0.7$ keV and a weak power law tail. The high equivalent absorption column density derived from the *XMM-Newton* data confirmed that XTE J1720–318 is likely at a large distance, possibly located at the Galactic Centre or further, most probably within the Galactic Bulge.

Simultaneous observations with *INTEGRAL* and *RXTE* at the end of February 2003 found the source still in the HSS, and allowed to measure with higher precision the slope of the spectral continuum, characterised by a power law-like shape with photon index ~ 2.7 . The disc component accounted for more

than 85% of the 2–100 keV source luminosity, estimated to be 2.5×10^{37} ergs s^{-1} with a distance of 8 kpc.

At the end of 2003 March, *INTEGRAL* observed a dramatic change in the source behaviour. Following the decay that brought the source emission below detection level, a rise of the high-energy component was observed approximately 75 days after the main outburst peak. Over the course of 10 days, the 20–200 keV unabsorbed luminosity increased from below the *INTEGRAL* detection level, to a value of 7×10^{36} ergs s^{-1} . This re-brightening was observed by *INTEGRAL* for an additional 25 days. The increase in flux was not seen at low energies (below 10 keV) in the *RXTE*/ASM and JEM-X data, suggesting that the source was undergoing a hard-only outburst, with an energy spectrum well-described by a power law with a photon index of 1.9, or by a thermal Comptonisation model with a (poorly constrained) plasma temperature of ~ 40 keV.

The observational characteristics of this source—high peak luminosity, fast rise and slow decay time scales, HSS followed by a reflare in the LHS, and spectral parameters—all suggested that XTE J1720–318 is a new transient candidate BHB. Only the long, continuous, and high-energy sensitive *INTEGRAL* observations allowed the study of this very distant and absorbed source, which for a large fraction of its activity phase could only be detected in the hard X-rays.

5.8.11. XTE J1752–223

XTE J1752–223 was discovered by *RXTE* in the Galactic Bulge in 2009 [279, 276]. A distance to the source of 3.5 ± 0.4 kpc was reported in Ratti et al. [396]. The source position was accurately determined using the astrometric optical observations, and very long baseline interferometry radio imaging [302], which also revealed decelerating relativistic jets [506]. XTE J1752–223 showed a typical outburst evolution for transient BHBs as observed by *RXTE* [337, 447], MAXI [342], and Swift [93]. Observations with Suzaku and *XMM-Newton* evidenced a strong, relativistic Iron emission lines in the energy spectra extracted in the LHS [402], and

INTEGRAL observed XTE J1752–223 during its 2010 outburst, as part of a multi-wavelength campaign that included *RXTE*, *Swift*, SMARTS in O/NIR, and the Australia Telescope Compact Array (ATCA) in the radio band. Chun et al. [82] reported on the results of such a campaign and showed that a radio core flare observed in the VLBI images corresponded to a small flare in the I-band flux, which was followed by a larger flare in the I- and H-band flux; they also showed that a third radio flare seen by ATCA - which observed the radio spectrum becoming from optically thick to optically thin - coincided with a flare detected in the I and the H bands. Observations in the X-rays indicated that the short term X-ray timing properties of XTE J1752–223 did not show a significant change during flares in the O/NIR. Chun et al. [82] also analysed the broad-band X-ray spectrum of XTE J1752–223, which included IBIS/ISGRI data, and found that it was consistent with thermal Comptonisation, with a clear high energy cut-off.

5.8.12. XTE J1817–330

The galactic BH candidate XTE J1817–330 was discovered by *RXTE* in January 2006 at the beginning of an outburst [404]. The discovery of counterparts at different wavelengths followed closely in the radio [432, 431], NIR [94], and optical [485].

INTEGRAL and *XMM-Newton* observed XTE J1817–330 in 2006 February and March, respectively, 18 and 44 days after the outburst peak. The results of these observations were reported by Sala et al. [439]. The source was clearly detected by both observatories, both in the X-rays and in UV (V and UVW1 filters with *INTEGRAL*/OMC and *XMM-Newton*/OM, respectively) thanks to the Optical monitors on-board both missions. The combined *XMM-Newton* and *INTEGRAL* spectrum was fit with a two-component model consisting of a thermal accretion disc component, and a Comptonised continuum. The soft X-ray spectrum was dominated by an accretion disc component, with a maximum temperature decreasing from 0.96 ± 0.04 keV at the time of the *INTEGRAL* observation, to 0.70 ± 0.01 keV on 13 March at the time of the *XMM-Newton* observation. A low equivalent hydrogen column density affected the source, and a number of absorption lines, most likely of interstellar origin, were detected in the *XMM-Newton*/RGS spectrum. A limit on the absolute magnitude of $M_v > 6$ mag implies that the secondary star must be a K-M star, and a giant could be excluded, even assuming a distance of 10 kpc distance.

5.8.13. XTE J1818-245

XTE J1818–245 was discovered with the ASM onboard *RXTE* on 2005, August 12th (MJD 53594) [250]. Its flux rapidly increased by a factor of 10 in a couple of days (Fig. 11), reaching a 2–12 keV peak flux slightly exceeding 500 mCrab. This and the very soft spectrum of the source led Levine et al. [250] to suggest the source was a new transient BHB. Prompt multi-wavelength follow-up observations involving *RXTE*, *INTEGRAL* and *Swift* in the X-rays, a optical 1m telescope in Chile, and the VLA in radio [463, 451, 462, 430] allowed the position of the source to be refined, and both an optical and a radio counterparts to be identified. All the results obtained from this campaign supported the probable BH nature of the primary component in this XRB [48]. A rough distance estimate of 2.8–4.3 kpc was obtained based on the overall behaviour of the source.

During *INTEGRAL*/revolution 349 (MJD 53605–53607, highlighted in Fig. 11), shortly before the state transition to the HSS, the source shows the presence of a compact jet, with a “flat” radio spectrum, which may significantly contribute to the NIR/Optical band. The NIR spectrum, however, showed a steeper index than in radio (see the inset in Fig. 11), and which would result in a radio excess if extrapolated down to a few GHz, thus indicating that the jet is only one of the components contributing to the NIR emission.

Two radio flares are reported after the source’s transition to the HSS, both ascribed to discrete ejection events, which, however, occurred about 5 days after the transition to the HSS, casting doubts on the existence of a direct link between the transition to the soft states and the launch of relativistic jets (see also [126]). This behaviour, however, could be in principle explained assuming that a shock happened within previously

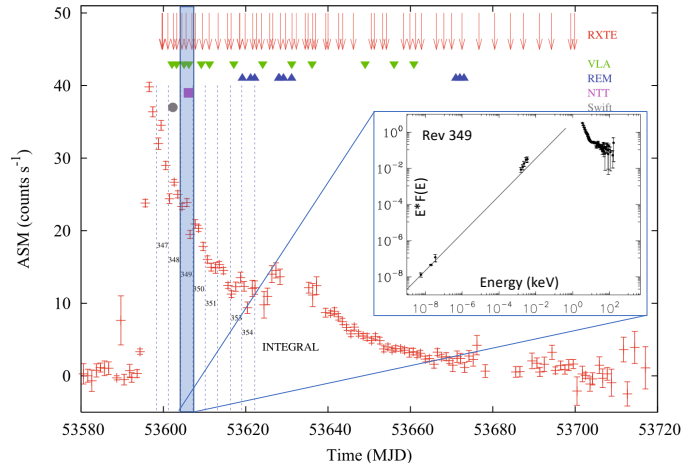


Figure 11: *RXTE*/ASM light curve of XTE J1818–245 indicating (with various symbols) the dates of the multi-wavelength observations obtained by [48]. The insert shows a broad band radio to soft γ -rays SED obtained during the observation performed in *INTEGRAL* revolution 349. It includes data from the VLA in radio, ESO/NTT in Optical, Swift, *RXTE*, and *INTEGRAL* at high-energies. Adapted from Cadolle Bel et al. [48].

ejected material, far from the launching site, perhaps due to the interaction with the ISM.

5.8.14. MAXI J1348–630

MAXI J1348–630 was discovered during its outburst on 2019, January 26th by MAXI/GSC [508] and was monitored by a number of X-ray telescopes: *Swift*/XRT [16], *Nicer* [442] and *INTEGRAL* [56, 54, 249]. A few candidate radio counterparts were reported by ATCA [435], the MWA [70] and MeerKAT [62]. The source showed clear state transitions and a multi-wavelength behaviour consistent with that of many BHBs, thus suggesting that MAXI J1348–630 is a new candidate BHB [479]. The fast time variability properties of the source were also investigated, leading to the detection of different types of QPOs typical of BHBs [31, 524].

INTEGRAL followed the source evolution during its entire outburst. The light curve showed a spectacular rising phase from January 26th to January 29th. During the four following days, Cangemi et al. [56] observed the flux decreasing slightly and then reaching its maximum of ≈ 5 Crabs in the 30–50 keV ISGRI energy band on February 2nd [54]. During the following decay, the light curve exhibited three weak rebrightenings (on February 6th, 8th and 10th) before the source reached quiescence.

An initial spectral study with *INTEGRAL* revealed the presence of a high-energy tail above the Comptonised continuum in the LHS. This component, detected by both IBIS/ISGRI and SPI is characterised by a photon index $\Gamma \approx 2$. Further analysis suggested that this component is also strongly polarised with a polarisation fraction consistent with a synchrotron emission coming from the base of the jet (Cangemi et al. in prep).

5.8.15. MAXI J1631–479

MAXI J1631–479 was discovered as a new X-ray transient on 2018 December 21st when the MAXI/GSC nova alert system

reported a bright X-ray outburst from a source in the Norma region, which was initially - erroneously - associated with the X-ray pulsar AX J1631–4752 [226]. Observations performed with *Swift* and *NuSTAR* refined the position of the new transient, and confirmed that MAXI J1631–479 was a previously unknown source [314]. A radio counterpart to this system was found by ATCA [435], while no clear optical counterpart was identified, consistently with the high column density in the direction of the source, found in the *NuSTAR* observation.

INTEGRAL started observing the Norma region as part of the Galactic Plane Scan on 2019 January 21th, and MAXI J1631–479 was clearly detected by IBIS/ISGRI [358]. Subsequent *INTEGRAL* observations, as well as data from the MAXI/CSG and *Swift*/BAT monitors showed that the source underwent a few state transitions during which the energy spectrum evolved coherently with what expected from a BHB in outburst [132]. Since 2019 January 12 (MJD 58495), MAXI J1631–479 was monitored weekly in radio with *MeerKAT* as part of the ThunderKAT Large Survey Project [124] and *Swift*. Both *MeerKAT* and *Swift* confirmed that MAXI J1631–479 exhibited a number of X-ray states, and in particular that both high- and low-luminosity hard states were interleaved by extended soft states [315]. *MeerKAT* data revealed radio flaring observed shortly after a transition from the HIMS to the SIMS, which is broadly in agreement with existing empirical models describing the disc-jet coupling in BHBs (see Sec. 3). However, the extended duration of the flare hints at multiple unresolved flares, or at jet-ISM interactions.

5.8.16. MAXI J1820+070

MAXI J1820+070 was discovered in March 2018, first in the optical range by the AllSky Automated Survey for Super-Novae (ASAS-SN) as ASASSN-18ey [487], and soon after in the X-ray data from the MAXI mission [215]. MAXI J1820+070 is located at a distance $d = 3.0 \pm 0.3$ kpc, a value obtained from a radio parallax measurement [5], and consistent with determinations based on the Gaia Data Release 2 parallax, $d = 3.5^{+2.2}_{-1.0}$ kpc [7, 144, 5]. Based on optical spectroscopic measurements, MAXI J1820+070 hosts a stellar mass BH of $\approx 6 M_{\odot}$ and is observed at a relatively high inclination to the line of sight (66° to 81°), as confirmed by the presence of clear absorption dips in the light curve [208].

MAXI J1820+070 was the target of an intense multi-wavelength observing campaign, which yielded a large amount of data on the source. Particularly noteworthy are the radio data obtained from a number of radio facilities (*MeerKAT*, *eMERLIN*, *AMI-LA*, *VLBA*) thanks to which extended super-luminal jets were discovered in the radio band [41], and which were also detected in the X-rays by *Chandra* [119].

INTEGRAL observed MAXI J1820+070 around the time of the outburst peak, as well as during part of its decay to quiescence, revealing intriguing properties of the hard X/soft γ -ray emission of this BHB. Roques and Jourdain [427] reported on the spectral analysis of the data collected by *INTEGRAL*, and in particular from the SPI instrument, and showed that the high energy emission consists of two components evolving independently. While the emission below 50 keV (consistent

with a Comptonised radiation plus reflection) evolved rapidly, reaching a peak in approximately 12 days after the start of the outburst, the emission in the 100–300 keV energy band (best-described by a cut-off power law) evolved much more slowly, with a later peak and a slower decay. The decoupled evolution of such components indicates that they originate from two distinct emission regions, with the power law component possibly arising from close to or within the jet.

5.8.17. A 0620-00

The X-ray nova A 0620-00 was discovered in 1975 with the Ariel V Sky Survey Experiment [117]. For two months in 1975 this object was the brightest celestial X-ray source with a peak luminosity in the 1-10 keV range of $L \sim 10^{38} \text{ erg s}^{-1}$. Photometric observations of A0620-00 in quiescence yielded the first estimate of the orbital period and of the mass function McClintock and Remillard [286], which showed that the primary in this system could be a BH, located at the small distance of 0.87 kpc (see also [144]). Beside being one of the first confirmed BH XRBs, quiescence observations of A0620-00 were also instrumental to determine that the radio-X-ray correlation that holds for BH XRBs [140, 87] in the LHS extends down to quiescence [139]. As far as we are aware, *INTEGRAL* never targeted A0620-00, and no *INTEGRAL*-specific results have been reported so far on this systems.

5.9. Possible black holes?

5.9.1. SS433

The microquasar SS433 is not only a remarkable, but also a highly intriguing and peculiar XRB whose nature as a BH or NS system is still not fully clear (but see [490]). *INTEGRAL* discovered hard-X-ray emission from the source up to 100 keV soon after launch, and contributed significantly over the years to our understanding of SS433 [80, 77, 79, 78]. Considered a highly interesting high-energy source, SS 433 is the subject of a recent and extensive review paper by Cherepashchuk et al. [76] to which we direct the reader for a thorough discussion of its properties and characteristics.

5.9.2. Cygnus X-3

Cygnus X-3 (Cyg X-3) is one of the first discovered XRBs [146]. In this system, the compact object is very close to its Wolf-Rayet companion [230, 494], which makes this system peculiar in many ways if compared to other XRBs with low mass companions. It is located at a distance of 7.4 ± 1.1 kpc [289] with an orbital period of 4.8 hours [372].

The nature of the accretor in Cyg X-3 remains a mystery as it has not yet been possible to obtain an estimate of the mass function of the system [169, 497]. However, its spectral behaviour, the various accretion states it shows, and the overall properties of this system seem to indicate that a BH rather than a NS is powering Cyg X-3 [57, 176, 472, 519]. Cyg X-3 is also one of the brightest radio sources among the known X-ray binaries, [290] and shows both compact radio jets and discrete ejections.

While the global shape of the spectra from Cyg X-3 is very similar to those of other BHBs, the value of the spectral parameters can be markedly different: the exponential cutoff is at a lower energy of ~ 20 keV in the hardest states, whereas the disc is very strong in the softest states [57, 176, 472]. Those peculiarities and their correlation with the radio behaviour led to a definition of six different spectral states; five states defined both according to the X-ray spectral shapes and levels of radio fluxes [472], an a “hypersoft” state, defined based on the HID of the source [227]. This hypersoft state is dominated by a strong presence of the disc and precedes the emission of powerful radio ejections [20, 227, 518].

Hjalmarsson et al. [176] followed the evolution of the complex behaviour of Cyg X-3 with *RXTE*, and showed that its spectra could be well-explained with a hybrid thermal/non-thermal corona model. The hard state, in particular, was studied using *INTEGRAL* observations (JEM-X, ISGRI and SPI data, [175]). In this study, the authors found that this state could be well described by a model consisting of a power law with a cut-off, and an accretion disc with a (variable) inner truncation radius. Hjalmarsson et al. [175] suggested that the low electron temperature observed in the data could be due to down-scattering in a dense plasma surrounding the compact object. The physical origin of this plasma is likely related to the strong stellar wind of the Wolf-Rayet star, which interacts with a small accretion disc formed close to the compact object from wind accretion [520]. This scenario is consistent with the energy dependency of the orbital modulation (0.2 days) measured using *Swift*, *INTEGRAL* and *RXTE* data [516].

Although the flux of the source is very weak in the X-rays, Cyg X-3 was recently detected up to 200 keV thanks to the observations of more than sixteen years of *INTEGRAL* data [57]. Using JEM-X, ISGRI and SPI, the authors created six accumulated spectra according to each spectral state and detected a non-thermal component above 50 keV in the hardest states. Following the previous results of [176], they applied a hybrid thermal/non-thermal corona model and found a more efficient acceleration of electrons in states where major discrete ejections are observed. In these states, they also found a slight dependence of the photon index of the power law as a function of the strong orbital modulation suggesting a higher absorption when Cyg X-3 is behind its companion.

6. Conclusions and future perspectives

As emphasised multiple times in this review, the contribution of the *INTEGRAL* observatory to the investigation of the hard X-ray sky has been significant and multi-fold. Its unique combination of instruments sensitive to both the hard X-rays and the soft γ -rays, a large field of view, and the ability of performing long, uninterrupted observations are the distinctive characteristics of *INTEGRAL*, which have led to dramatic advancements in our understanding of the high-energy emission of black hole X-ray binaries. *INTEGRAL* brought to the next level the exploration of the hard X-ray/soft γ -ray sky, thus extraordinarily deepening our understanding of it. The importance of the discoveries in the field of the high-energy emission

from accreting systems which *INTEGRAL* made possible can be largely ascribed to the unique payload it carries, which has no comparable counterpart in the current and past missions.

INTEGRAL allowed the discovery of several new sources to be made, as well as the observations of the very early stages of the outbursts of BHBs, which often prove to be elusive. The *INTEGRAL* sensitivity to the high-energy X-ray and γ -ray photons makes it capable of registering the early activity of accreting source, often well before they become detectable with the currently operational all-sky monitors, which are sensitive to significantly lower energies.

INTEGRAL massively increased the understanding of the emission above 100 keV from BHBs, enabling the systematic study of all the systems observed, through various accretion states. *INTEGRAL* contributed to building the vast and detailed phenomenological picture that framed over the past two decades, which is the foundation of our understanding of accreting systems. The complementarity of the instruments on-board *INTEGRAL* with those of other past and last generation X-ray facilities, such as *RXTE* until 2012, *XMM-Newton*, *Chandra*, *NuSTAR*, *NICER*, and *Swift* still in flight, proved fundamental to dig deeply inside the properties of BHBs, disentangling the contributions of the several spectral components in a way that was only possible thanks to the *INTEGRAL*'s contribution in the hardest X-ray energy band. *INTEGRAL* helped shedding light on the (complex) interplay between the physical processes at play during the active phases of such sources. In particular: *INTEGRAL* confirmed the presence of a soft γ -ray-energy tail in the spectra of several BHBs not only in the soft states, but also in a hard or hard intermediate state. This definitely proved that an additional radiative process (aside from thermal Comptonisation) is at play and has to be taken into account in explaining the high energy emission from BHBs. Furthermore, polarisation measurements of this soft γ -rays emission performed by *INTEGRAL* in Cyg X-1 brought to the forefront the hypothesis of a link between this emission and the (polarised) jets.

INTEGRAL's legacy is a huge and still growing data base, largely still to be explored, which nicely complements the growing amount of data available at lower energies, and constitutes a fundamental benchmark for the study and understanding of the high-energy sky, particularly for accreting systems (see also [443]). As new models for accretion flow emission become available, the data from *INTEGRAL* will continue to be exploited to help understanding these complex systems.

The *INTEGRAL* mission has been operating for over 18 years, and is expected to remain fully operational at least until 2022, or until 2029, when it is scheduled to reenter the Earth atmosphere. Observations of the hard X-ray sky with *INTEGRAL* in the coming years will continue to contribute to our understanding of BHBs, especially from a multi-wavelength context, in an era where coordinated, multi-band observations are becoming the standard approach to probe the accretion/ejection physics around compact objects.

7. Acknowledgements

All the authors acknowledge the scientists and engineers who have participated to the great adventure of the *INTEGRAL* project. We also acknowledge all the authors that over the years have contributed to the field of high-energy astrophysics making use of data provided by *INTEGRAL*.

SEM acknowledges financial support from the Violette and Samuel Glasstone Research Fellowship programme, the UK Science and Technology Facilities Council (STFC), and Oxford Centre for Astrophysical Surveys, which is funded through generous support from the Hintze Family Charitable Foundation. SEM and MDS acknowledge financial contribution from the agreement ASI-INAF n.2017-14-H.0 and the INAF mainstream grant. SEM acknowledges support from PRIN-INAF 2019 n.15. JR acknowledges partial fundings from the CNES, and the French Programme National des Hautes Énergies. JJEK acknowledges support from the Academy of Finland grant 333112. JW acknowledges support from the Bundesministerium für Wirtschaft und Technologie through Deutsches Zentrum für Luft- und Raumfahrt grant 50 OR 1909. KP acknowledges support by NASA under award number 80GSFC17M0002.

This work is based on observations with *INTEGRAL*, an ESA project with instruments and science data centre funded by ESA member states (especially the PI countries: Denmark, France, Germany, Italy, Switzerland, Spain) and with the participation of Russia and the USA. The *INTEGRAL* SPI project has been completed under the responsibility and leadership of CNES. The SPI team is grateful to ASI, CEA, CNES, DLR, ESA, INTA, NASA, and OSTC for their support.

SEM sincerely thanks Edward van den Heuvel for the immense patience he has shown for the past many months. JR is infinitely grateful to Marion Cadolle Bel, Philippe Ferrando, Andrea Goldwurm, Diana Hannikainen, Philippe Laurent, François Lebrun, Jacques Paul, Christian Gouiffès. All the authors wish to thank the anonymous referee who reviewed this work, for providing useful comments, which help improving this paper.

SEM “thanks” SARS-COV-2 for causing the COVID-19 global pandemic in 2020-2021, thus prompting her and consequently all the co-authors to finally finish this review. SEM also acknowledges Miel and Sesamo, for being very patient office mates over the past many months of lock-down, despite their habit of sitting on her keyboard while she was using it. MDS acknowledges *INTEGRAL*, which has ensured she will have a full plate for the rest of her life.

References

- [1] Alfonso-Garzón, J. et al., 2018. Optical/X-ray correlations during the V404 Cygni June 2015 outburst. *A&A* 620, A110. doi:10.1051/0004-6361/201834102, arXiv:1810.03870.
- [2] Alston, W., Fabian, A., Markevičiūtė, J., Parker, M., Middleton, M., Kara, E., 2016. Quasi periodic oscillations in active galactic nuclei. *Astronomische Nachrichten* 337, 417–422. doi:10.1002/asna.201612323, arXiv:1510.01111.
- [3] Altamirano, D. et al., 2011. The Faint “Heartbeats” of IGR J17091-3624: An Exceptional Black Hole Candidate. *ApJ* 742, L17. doi:10.1088/2041-8205/742/2/L17, arXiv:1112.2393.
- [4] Altamirano, D., Ingram, A., van der Klis, M., Wijnands, R., Linares, M., Homan, J., 2012. Low-frequency Quasi-periodic Oscillation from the 11 Hz Accreting Pulsar in Terzan 5: Not Frame Dragging. *ApJ* 759, L20. doi:10.1088/2041-8205/759/1/L20, arXiv:1210.1494.
- [5] Atri, P. et al., 2020. A radio parallax to the black hole X-ray binary MAXI J1820+070. *MNRAS* 493, L81–L86. doi:10.1093/mnras/1/slaa010, arXiv:1912.04525.
- [6] Bagnoli, T., in’t Zand, J.J.M., 2015. Discovery of GRS 1915+105 variability patterns in the Rapid Burster. *MNRAS* 450, L52–L56. doi:10.1093/mnras/1/slv045, arXiv:1503.04751.
- [7] Bailer-Jones, C.A.L., Rybizki, J., Fouesneau, M., Mantelet, G., Andrae, R., 2018. VizieR Online Data Catalog: Distances to 1.33 billion stars in Gaia DR2 (Bailer-Jones+, 2018). VizieR Online Data Catalog, I/347.
- [8] Bailyn, C. D. et al., 1995a. The optical counterpart of the superluminal source GRO J1655 - 40. *Nature* 374, 701–703. doi:10.1038/374701a0.
- [9] Bailyn, C.D., Orosz, J.A., McClintock, J.E., Remillard, R.A., 1995b. Dynamical evidence for a black hole in the eclipsing X-ray nova GRO J1655 - 40. *Nature* 378, 157–159. doi:10.1038/378157a0.
- [10] Balakrishnan, M., Miller, J.M., Reynolds, M.T., Kammoun, E., Zoghbi, A., Tetarenko, B.E., 2021. The Novel Obscured State of the Stellar-mass Black Hole GRS 1915+105. *ApJ* 909, 41. doi:10.3847/1538-4357/abd6cb, arXiv:2012.15033.
- [11] Ballet, J., Denis, M., Gilfanov, M., Sunyaev, R., Harmon, B.A., Zhang, S.N., Paciesas, W.S., Fishman, G.J., 1993. GRS 1716-249 = GRO J1719-24. *IAU Circ.* 5874, 1.
- [12] Bałucińska-Church, M., Church, M.J., Charles, P.A., Nagase, F., LaSala, J., Barnard, R., 2000. The distribution of X-ray dips with orbital phase in Cygnus X-1. *MNRAS* 311, 861–868. doi:10.1046/j.1365-8711.2000.03149.x, arXiv:astro-ph/9909235.
- [13] Bardeen, J.M., Press, W.H., Teukolsky, S.A., 1972. Rotating Black Holes: Locally Nonrotating Frames, Energy Extraction, and Scalar Synchrotron Radiation. *ApJ* 178, 347–370. doi:10.1086/151796.
- [14] Barthelmy, S.D., Page, K.L., Palmer, D.M., 2015. Trigger 668097: Swift detection of V 404 Cyg. *GRB Coordinates Network* 18716, 1.
- [15] Barthelmy, S.D., Sbarufatti, B., 2015. Trigger 646721: Swift detection of V 404 Cyg. *GRB Coordinates Network* 17963, 1.
- [16] Bassi, T., Del Santo, M., D’Ai, A., Motta, S., Marino, A., Segreto, A., 2019. Monitoring the transient MAXI J1348-630 with the Neil Gehrels Swift observatory. *The Astronomer’s Telegram* 12477, 1.
- [17] Bassi, T. et al., 2020. On the nature of the soft γ -ray emission in the hard state of the black hole transient GRS 1716-249. *MNRAS* 494, 571–583. doi:10.1093/mnras/staa739, arXiv:2003.07822.
- [18] Bazzano, A. et al., 2003. IBIS preliminary results on Cygnus X-1 spectral and temporal characteristics. *A&A* 411, L389–L394. doi:10.1051/0004-6361:20031349, arXiv:astro-ph/0309510.
- [19] Bazzano, A. et al., 2006. *INTEGRAL* IBIS Census of the Sky Beyond 100 keV. *ApJ* 649, L9–L12. doi:10.1086/508171, arXiv:astro-ph/0608164.
- [20] Beckmann, V. et al., 2007. Cygnus X-3 transition from the ultrasoft to the hard state. *A&A* 473, 903–905. doi:10.1051/0004-6361:20078160, arXiv:0708.0473.
- [21] Beheshtipour, B., Krawczynski, H., Malzac, J., 2017. The X-Ray Polarization of the Accretion Disk Coronae of Active Galactic Nuclei. *ApJ* 850, 14. doi:10.3847/1538-4357/aa906a, arXiv:1710.00247.
- [22] Bélanger, G. et al., 2006. A Persistent High-Energy Flux from the Heart of the Milky Way: *INTEGRAL*’s View of the Galactic Center. *ApJ* 636, 275–289. doi:10.1086/497629, arXiv:astro-ph/0508128.
- [23] Belloni, T., 2005. Black Hole States: Accretion and Jet Ejection. *Interacting Binaries: Accretion, Evolution, and Outcomes*, AIP Conference Proceedings, Volume 797, pp. 197–204. doi:10.1063/1.2130233.
- [24] Belloni, T., Klein-Wolt, M., Méndez, M., van der Klis, M., van Paradijs, J., 2000. A model-independent analysis of the variability of GRS 1915+105. *A&A* 355, 271–290. arXiv:astro-ph/0001103.
- [25] Belloni, T., Méndez, M., King, A.R., van der Klis, M., van Paradijs, J., 1997. An Unstable Central Disk in the Superluminal Black Hole X-Ray Binary GRS 1915+105. *ApJ* 479, L145+. doi:10.1086/310595, arXiv:astro-ph/9702048.
- [26] Belloni, T. et al., 2006. *INTEGRAL*/RXTE high-energy observation of a state transition of GX 339-4. *MNRAS* 367, 1113–1120. doi:10.1111/

- j. 1365-2966. 2006.09999.x, arXiv:arXiv:astro-ph/0601031.
- [27] Belloni, T.M., Bhattacharya, D., Caccese, P., Bhlerao, V., Vadawale, S., Yadav, J.S., 2019. A variable-frequency HFQPO in GRS 1915+105 as observed with AstroSat. *MNRAS* 489, 1037–1043. doi:10.1093/mnras/stz2143, arXiv:1908.00437.
- [28] Belloni, T.M., Motta, S.E., 2016. Transient Black Hole Binaries. ArXiv e-prints arXiv:1603.07872.
- [29] Belloni, T.M., Motta, S.E., Muñoz-Darias, T., 2011. Black hole transients. *Bulletin of the Astronomical Society of India* 39, 409–428. arXiv:1109.3388.
- [30] Belloni, T.M., Sanna, A., Méndez, M., 2012. High-frequency quasi-periodic oscillations in black hole binaries. *MNRAS* 426, 1701–1709. doi:10.1111/j.1365-2966.2012.21634.x, arXiv:1207.2311.
- [31] Belloni, T.M., Zhang, L., Kylafis, N.D., Reig, P., Altamirano, D., 2020. Time lags of the type-B quasi-periodic oscillation in MAXI J1348-630. *MNRAS* 496, 4366–4371. doi:10.1093/mnras/staa1843, arXiv:2006.12872.
- [32] Bernardini, F., Russell, D.M., Shaw, A.W., Lewis, F., Charles, P.A., Koljonen, K.I.I., Lasota, J.P., Casares, J., 2016. Events leading up to the 2015 June Outburst of V404 Cyg. *ApJ* 818, L5. doi:10.3847/2041-8205/818/1/L5, arXiv:1601.04550.
- [33] Bird, A. J. et al., 2010. The Fourth IBIS/ISGRI Soft Gamma-ray Survey Catalog. *ApJ* 186, 1–9. doi:10.1088/0067-0049/186/1/1, arXiv:0910.1704.
- [34] Böck, M. et al., 2011. Spectro-timing analysis of Cygnus X-1 during a fast state transition. *A&A* 533, A8. doi:10.1051/0004-6361/201117159, arXiv:1107.4974.
- [35] Bolton, C.T., 1972. Identification of Cygnus X-1 with HDE 226868. *Nature* 235, 271–273. doi:10.1038/235271b0.
- [36] Bosch-Ramon, V., Romero, G.E., Paredes, J.M., Bazzano, A., Del Santo, M., Bassani, L., 2006. On the multiwavelength spectrum of the microquasar 1E 1740.7-2942. *A&A* 457, 1011–1014. doi:10.1051/0004-6361:20065469, arXiv:astro-ph/0609150.
- [37] Bouchet, L., del Santo, M., Jourdain, E., Roques, J.P., Bazzano, A., DeCesare, G., 2009. Unveiling the High Energy Tail of 1E 1740.7-2942 With INTEGRAL. *ApJ* 693, 1871–1876. doi:10.1088/0004-637X/693/2/1871, arXiv:0811.3381.
- [38] Bouchet, L. et al., 2003. SPI/INTEGRAL observation of the Cygnus region. *A&A* 411, L377–L382. doi:10.1051/0004-6361:20031324, arXiv:astro-ph/0310423.
- [39] Bouchet, L. et al., 1991. SIGMA Discovery of Variable E + E - Annihilation Radiation from the Near Galactic Center Variable Compact Source 1E 1740.7-2942. *ApJ* 383, L45. doi:10.1086/186237.
- [40] Bowyer, S., Byram, E.T., Chubb, T.A., Friedman, H., 1965. *Science* 147, 394.
- [41] Bright, J. S. et al., 2020. An extremely powerful long-lived superluminal ejection from the black hole MAXI J1820+070. *Nature Astronomy* 4, 697–703. doi:10.1038/s41550-020-1023-5, arXiv:2003.01083.
- [42] Brocksopp, C., Bandyopadhyay, R.M., Fender, R.P., 2004. “Soft X-ray transient” outbursts which are not soft. *New Astronomy* 9, 249–264. doi:10.1016/j.newast.2003.11.002, arXiv:arXiv:astro-ph/0311152.
- [43] Brocksopp, C. et al., 2002. Initial low/hard state, multiple jet ejections and X-ray/radio correlations during the outburst of XTE J1859+226. *MNRAS* 331, 765–775. doi:10.1046/j.1365-8711.2002.05230.x, arXiv:arXiv:astro-ph/0112137.
- [44] Brown, G.E., Bethe, H.A., 1994. A Scenario for a Large Number of Low-Mass Black Holes in the Galaxy. *ApJ* 423, 659. doi:10.1086/173844.
- [45] Caballero García, M. D. et al., 2007. The High-Energy Emission of GRO J1655-40 As Revealed with INTEGRAL Spectroscopy of the 2005 Outburst. *ApJ* 669, 534–545. doi:10.1086/520764, arXiv:0706.1302.
- [46] Caballero-García, M.D., Miller, J.M., Trigo, M.D., Kuulkers, E., Fabian, A.C., Mas-Hesse, J.M., Steeghs, D., van der Klis, M., 2009. INTEGRAL and XMM-Newton Spectroscopy of GX 339-4 during Hard/Soft Intermediate and High/Soft States in the 2007 Outburst. *ApJ* 692, 1339–1353. doi:10.1088/0004-637X/692/2/1339, arXiv:0810.5470.
- [47] Cabanac, C., Roques, J.P., Jourdain, E., 2011. Fast Timing Analysis of Cygnus X-1 Using the SPECTrometer on the International Gamma-Ray Astrophysics Laboratory. *ApJ* 739, 58. doi:10.1088/0004-637X/739/2/58, arXiv:1107.1178.
- [48] Cadolle Bel, M. et al., 2009. Detailed radio to soft γ -ray studies of the 2005 outburst of the new X-ray transient XTE J1818-245. *A&A* 501, 1–13. doi:10.1051/0004-6361/200810744, arXiv:0903.4714.
- [49] Cadolle Bel, M. et al., 2007. Simultaneous Multiwavelength Observations of the Low/Hard State of the X-Ray Transient Source SWIFT J1753.5-0127. *ApJ* 659, 549–560. doi:10.1086/512004, arXiv:astro-ph/0612575.
- [50] Cadolle Bel, M. et al., 2011. Overview of an extensive multi-wavelength study of GX 339-4 during the 2010 outburst. *A&A* 534, A119. doi:10.1051/0004-6361/201117684, arXiv:1109.4312.
- [51] Cadolle Bel, M. et al., 2004. High-energy observations of the state transition of the X-ray nova and black hole candidate XTE J1720-318. *A&A* 426, 659–667. doi:10.1051/0004-6361:20041292, arXiv:astro-ph/0407308.
- [52] Cadolle Bel, M. et al., 2006. The broad-band spectrum of Cygnus X-1 measured by INTEGRAL. *A&A* 446, 591–602. doi:10.1051/0004-6361:20053068, arXiv:astro-ph/0509851.
- [53] Campana, S., Parmar, A.N., Stella, L., 2001. A BeppoSAX view of transient black hole candidates in quiescence. *A&A* 372, 241–244. doi:10.1051/0004-6361:20010490, arXiv:astro-ph/0104073.
- [54] Cangemi, F., Belloni, T., Rodríguez, J., 2019a. INTEGRAL sees the ongoing spectral transition of the black hole candidate MAXI J1348-630. *The Astronomer’s Telegram* 12471, 1.
- [55] Cangemi, F. et al., 2021a. Potential origin of the state-dependent high-energy tail in the black hole microquasar Cygnus X-1 as seen with INTEGRAL. *A&A*, in press (arXiv:2102.04773) arXiv:2102.04773.
- [56] Cangemi, F., Rodríguez, J., Belloni, T., Clavel, M., Grinberg, V., 2019b. Reduction of the rate of flux increase during recent INTEGRAL hard state observations of the new transient black hole candidate MAXI J1348-630. *The Astronomer’s Telegram* 12457, 1.
- [57] Cangemi, F., Rodríguez, J., Grinberg, V., Belmont, R., Laurent, P., Wilms, J., 2021b. INTEGRAL discovery of a high-energy tail in the microquasar Cygnus X-3. *A&A* 645, A60. doi:10.1051/0004-6361/202037951, arXiv:2011.06863.
- [58] Capitanio, F., Belloni, T., Del Santo, M., Ubertini, P., 2009a. A failed outburst of H1743-322. *MNRAS* 398, 1194–1200. doi:10.1111/j.1365-2966.2009.15196.x, arXiv:0906.1137.
- [59] Capitanio, F., Del Santo, M., Bozzo, E., Ferrigno, C., De Cesare, G., Paizis, A., 2012. The peculiar 2011 outburst of the black hole candidate IGR J17091-3624, a GRS 1915+105-like source? *MNRAS* 422, 3130–3141. doi:10.1111/j.1365-2966.2012.20834.x, arXiv:1202.6186.
- [60] Capitanio, F. et al., 2009b. The Two Integral X-Ray Transients IGR J17091-3624 and IGR J17098-3628: A Multiwavelength Long-Term Campaign. *ApJ* 690, 1621–1632. doi:10.1088/0004-637X/690/2/1621, arXiv:0809.2180.
- [61] Capitanio, F. et al., 2005. 3-200 keV Spectral States and Variability of the INTEGRAL Black Hole Binary IGR J17464-3213. *ApJ* 622, 503–507. doi:10.1086/427973, arXiv:astro-ph/0411790.
- [62] Carotenuto, F., Tremou, E., Corbel, S., Fender, R., Woudt, P., Miller-Jones, J., 2019. MeerKAT follow-up observations of MAXI J1348-630 reveal bright radio flare at state transition. *The Astronomer’s Telegram* 12497, 1.
- [63] Casares, J., Charles, P.A., Naylor, T., 1992. A 6.5-day periodicity in the recurrent nova V404 Cygni implying the presence of a black hole. *Nature* 355, 614–617. doi:10.1038/355614a0.
- [64] Casares, J., Jonker, P.G., 2014. Mass Measurements of Stellar and Intermediate-Mass Black Holes. *Space Science Reviews* 183, 223–252. doi:10.1007/s11214-013-0030-6, arXiv:1311.5118.
- [65] Casares, J. et al., 2009. Refined Orbital Solution and Quiescent Variability in the Black Hole Transient GS 1354-64 (= BW Cir). *ApJ* 181, 238–243. doi:10.1088/0067-0049/181/1/238.
- [66] Casares, J., Zurita, C., Shahbaz, T., Charles, P.A., Fender, R.P., 2004. Evidence of a Black Hole in the X-Ray Transient GS 1354-64 (=BW Circini). *ApJ* 613, L133–L136. doi:10.1086/425145, arXiv:astro-ph/0408331.
- [67] Castro, M., D’Amico, F., Braga, J., Maiolino, T., Pottschmidt, K., Wilms, J., 2014. Confirming the thermal Comptonization model for black hole X-ray emission in the low-hard state. *A&A* 569, A82. doi:10.1051/0004-6361/201323290, arXiv:1408.3395.
- [68] Castro-Tirado, A.J., Brandt, S., Lund, N., 1992. GRS 1915+105. *IAU*

- Circ. 5590, 2+.
- [69] Chatterjee, R. et al., 2009. Disk-Jet Connection in the Radio Galaxy 3C 120. *ApJ* 704, 1689–1703. doi:10.1088/0004-637X/704/2/1689, arXiv:0909.2051.
- [70] Chauhan, J., Miller-Jones, J., Anderson, G., Russell, T., Hancock, P., Bahramian, A., Duchesne, S., Williams, A., 2019. Low-frequency radio detection of MAXI J1348-630 with the MWA. *The Astronomer's Telegram* 12520, 1.
- [71] Chauvin, M. et al., 2018. Accretion geometry of the black-hole binary Cygnus X-1 from X-ray polarimetry. *Nature Astronomy* 2, 652–655. doi:10.1038/s41550-018-0489-x, arXiv:1812.09907.
- [72] Chauvin, M. et al., 2019. PoGO+ polarimetric constraint on the synchrotron jet emission of Cygnus X-1. *MNRAS* 483, L138–L143. doi:10.1093/mnras/1/sly233, arXiv:1812.03244.
- [73] Chen, Y.P., Zhang, S., Schurch, N., Wang, J.M., Collmar, W., Li, T.P., Qu, J.L., Zhang, C.M., 2008. INTEGRAL and RXTE/ASM Observations on IGR J17098-3628. *PASJ* 60, 1173. doi:10.1093/pasj/60.5.1173, arXiv:0808.2359.
- [74] Chenevez, J., Brandt, S., Budtz-Jorgensen, C., Lund, N., Westergaard, N.J., Vandbaek Kroer, L., Kuulkers, E., 2014a. INTEGRAL/JEM-X sees enhanced activity in the Galactic center region: SAX J1747.0-2853 and IGR J17454-2919. *The Astronomer's Telegram* 6602, 1.
- [75] Chenevez, J., Brandt, S., Budtz-Jorgensen, C., Lund, N., Westergaard, N.J., Vandbaek Kroer, L., Kuulkers, E., Wilms, J., 2014b. IGR J17454-2919: a new X-ray transient found by INTEGRAL/JEM-X close to the Galactic Center. *The Astronomer's Telegram* 6530, 1.
- [76] Cherepashchuk, A., Postnov, K., Molkov, S., Antokhina, E., Belinski, A., 2020. SS433: A massive X-ray binary in an advanced evolutionary stage. *New Astronomy* 89, 101542. doi:10.1016/j.newar.2020.101542, arXiv:1905.02938.
- [77] Cherepashchuk, A. M. et al., 2005. INTEGRAL observations of SS433: Results of a coordinated campaign. *A&A* 437, 561–573. doi:10.1051/0004-6361:20041563, arXiv:astro-ph/0503352.
- [78] Cherepashchuk, A.M., Sunyaev, R.A., Molkov, S.V., Antokhina, E.A., Postnov, K.A., Bogomazov, A.I., 2013. INTEGRAL observations of SS433: system's parameters and nutation of supercritical accretion disc. *MNRAS* 436, 2004–2013. doi:10.1093/mnras/stt1715, arXiv:1309.2440.
- [79] Cherepashchuk, A.M., Sunyaev, R.A., Postnov, K.A., Antokhina, E.A., Molkov, S.V., 2009. Peculiar nature of hard X-ray eclipse in SS433 from INTEGRAL observations. *MNRAS* 397, 479–487. doi:10.1111/j.1365-2966.2009.14948.x, arXiv:0811.0069.
- [80] Cherepashchuk, A.M., Sunyaev, R.A., Seifina, E.V., Panchenko, I.E., Molkov, S.V., Postnov, K.A., 2003. INTEGRAL observations of SS433, a supercritically accreting microquasar with hard spectrum. *A&A* 411, L441–L445. doi:10.1051/0004-6361:20031323, arXiv:astro-ph/0309140.
- [81] Chiang, C.Y., Done, C., Still, M., Godet, O., 2010. An additional soft X-ray component in the dim low/hard state of black hole binaries. *MNRAS* 403, 1102–1112. doi:10.1111/j.1365-2966.2009.16129.x, arXiv:0911.0287.
- [82] Chun, Y. Y. et al., 2013. Multiwavelength Observations of the Black Hole Transient XTE J1752-223 during Its 2010 Outburst Decay. *ApJ* 770, 10. doi:10.1088/0004-637X/770/1/10, arXiv:1304.6336.
- [83] Coppi, P.S., 1999. The Physics of Hybrid Thermal/Non-Thermal Plasmas, in: Poutanen, J., Svensson, R. (Eds.), *High Energy Processes in Accreting Black Holes*, volume 161 of *Astronomical Society of the Pacific Conference Series*. p. 375. arXiv:astro-ph/9903158.
- [84] Corbel, S., Coriat, M., Brocksopp, C., Tzioumis, A.K., Fender, R.P., Tomsick, J.A., Buxton, M.M., Bailyn, C.D., 2013. The 'universal' radio/X-ray flux correlation: the case study of the black hole GX 339-4. *MNRAS* 428, 2500–2515. doi:10.1093/mnras/sts215, arXiv:1211.1600.
- [85] Corbel, S., Fender, R.P., Tzioumis, A.K., Tomsick, J.A., Orosz, J.A., Miller, J.M., Wijnands, R., Kaaret, P., 2002. Large-Scale, Decelerating, Relativistic X-ray Jets from the Microquasar XTE J1550-564. *Science* 298, 196–199. doi:10.1126/science.1075857, arXiv:astro-ph/0210224.
- [86] Corbel, S., Kaaret, P., Fender, R.P., Tzioumis, A.K., Tomsick, J.A., Orosz, J.A., 2005. Discovery of X-Ray Jets in the Microquasar H1743-322. *ApJ* 632, 504–513. doi:10.1086/432499, arXiv:astro-ph/0505526.
- [87] Corbel, S., Nowak, M.A., Fender, R.P., Tzioumis, A.K., Markoff, S., 2003. Radio/X-ray correlation in the low/hard state of GX 339-4. *A&A* 400, 1007–1012. doi:10.1051/0004-6361:20030090, arXiv:astro-ph/0301436.
- [88] Corbel, S., Tomsick, J.A., Tzioumis, T., 2014. A radio counterpart to the X-ray transient MAXI J1828-249 detected with the ATCA. *The Astronomer's Telegram* 5911, 1.
- [89] Coriat, M. et al., 2011. Radiatively efficient accreting black holes in the hard state: the case study of H1743-322. *MNRAS* 414, 677–690. doi:10.1111/j.1365-2966.2011.18433.x, arXiv:1101.5159.
- [90] Court, J.M.C., Altamirano, D., Pereyra, M., Boon, C.M., Yamaoka, K., Belloni, T., Wijnands, R., Pahari, M., 2017. An atlas of exotic variability in IGR J17091-3624: a comparison with GRS 1915+105. *MNRAS* 468, 4748–4771. doi:10.1093/mnras/stx773, arXiv:1703.09572.
- [91] Cummings, J. R. et al., 2012. Swift transient Swift J174510.8-262411: Swift-BAT refined analysis. *GRB Coordinates Network* 13775, 1.
- [92] Curran, P. A. et al., 2014. The evolving polarized jet of black hole candidate Swift J1745-26. *MNRAS* 437, 3265–3273. doi:10.1093/mnras/stt2125, arXiv:1309.4926.
- [93] Curran, P.A., Maccarone, T.J., Casella, P., Evans, P.A., Landsman, W., Krimm, H.A., Brocksopp, C., Still, M., 2011. Black hole candidate XTE J1752-223: Swift observations of canonical states during outburst. *MNRAS* 410, 541–547. doi:10.1111/j.1365-2966.2010.17460.x, arXiv:1007.5430.
- [94] D'Avanzo, P. et al., 2006. Discovery of the NIR counterpart of XTE J1817-330. *The Astronomer's Telegram* 724, 1.
- [95] De Cesare, G., 2011. Searching for the 511 keV annihilation line from galactic compact objects with the IBIS gamma ray telescope. *A&A* 531, A56. doi:10.1051/0004-6361/201116516, arXiv:1105.0367.
- [96] del Santo, M. et al., 2005. 1E 1740.7-2942: Temporal and spectral evolution from INTEGRAL and RXTE observations. *A&A* 433, 613–617. doi:10.1051/0004-6361:20042058, arXiv:astro-ph/0411544.
- [97] Del Santo, M. et al., 2009. Broad-band X-ray spectral evolution of GX 339-4 during a state transition. *MNRAS* 392, 992–997. doi:10.1111/j.1365-2966.2008.14111.x, arXiv:0810.3556.
- [98] Del Santo, M. et al., 2016. Spectral and timing evolution of the bright failed outburst of the transient black hole Swift J174510.8-262411. *MNRAS* 456, 3585–3595. doi:10.1093/mnras/stv2901, arXiv:1512.02805.
- [99] Del Santo, M. et al., 2017. INTEGRAL and ATCA observations of the black hole transient GRS 1716-249. *The Astronomer's Telegram* 10069, 1.
- [100] Del Santo, M., Malzac, J., Belmont, R., Bouchet, L., De Cesare, G., 2013. The magnetic field in the X-ray corona of Cygnus X-1. *MNRAS* 430, 209–220. doi:10.1093/mnras/sts574, arXiv:1212.2040.
- [101] Del Santo, M. et al., 2008a. Comparing properties of the two microquasar GX 339-4 and 1E 1740.7-2942, in: *The 7th INTEGRAL Workshop*, p. 100.
- [102] Del Santo, M., Malzac, J., Jourdain, E., Belloni, T., Ubertini, P., 2008b. Spectral variability of GX339-4 in a hard-to-soft state transition. *MNRAS* 390, 227–234. doi:10.1111/j.1365-2966.2008.13672.x, arXiv:0807.1018.
- [103] della Valle, M., Mirabel, I.F., Rodríguez, L.F., 1994. The optical and radio counterpart of the X-ray Nova Ophiuchi 1993. *A&A* 290, 803–806.
- [104] Dhawan, V., Mirabel, I.F., Rodríguez, L.F., 2000. AU-Scale Synchrotron Jets and Superluminal Ejecta in GRS 1915+105. *ApJ* 543, 373–385. doi:10.1086/317088, arXiv:astro-ph/0006086.
- [105] Díaz Trigo, M., Parmar, A.N., Miller, J., Kuulkers, E., Caballero-García, M.D., 2007. XMM-Newton and INTEGRAL spectroscopy of the microquasar GRO J1655-40 during its 2005 outburst. *A&A* 462, 657–666. doi:10.1051/0004-6361:20065406, arXiv:astro-ph/0610873.
- [106] Done, C., Gierliński, M., Kubota, A., 2007. Modelling the behaviour of accretion flows in X-ray binaries. Everything you always wanted to know about accretion but were afraid to ask. *A&A* 15, 1–66. doi:10.1007/s00159-007-0006-1, arXiv:0708.0148.
- [107] Done, C., Wardziński, G., Gierliński, M., 2004. GRS 1915+105: the brightest Galactic black hole. *MNRAS* 349, 393–403. doi:10.1111/j.1365-2966.2004.07545.x, arXiv:astro-ph/0308536.
- [108] Dong, Y., García, J.A., Liu, Z., Zhao, X., Zheng, X., Gou, L., 2020. A

- detailed study on the reflection component for the black hole candidate MAXI J1836-194. *MNRAS* 493, 2178–2187. doi:10.1093/mnras/staa401, arXiv:2002.03315.
- [109] Droulans, R., Belmont, R., Malzac, J., Jourdain, E., 2010. Variability and Spectral Modeling of the Hard X-ray Emission of GX 339-4 in a Bright Low/Hard State. *ApJ* 717, 1022–1036. doi:10.1088/0004-637X/717/2/1022, arXiv:1005.3195.
- [110] Droulans, R., Jourdain, E., 2009. GRS 1915+105: high-energy insights with SPI/INTEGRAL. Spectral analysis of the Comptonized emission. *A&A* 494, 229–235. doi:10.1051/0004-6361/200810228, arXiv:0811.2703.
- [111] Durant, M., Gandhi, P., Shahbaz, T., Fabian, A.P., Miller, J., Dhillion, V.S., Marsh, T.R., 2008. SWIFT J1753.5-0127: A Surprising Optical/X-Ray Cross-Correlation Function. *ApJ* 682, L45–L48. doi:10.1086/590906, arXiv:0806.2530.
- [112] Duro, R. et al., 2016. Revealing the broad iron $K\alpha$ line in Cygnus X-1 through simultaneous XMM-Newton, RXTE, and INTEGRAL observations. *A&A* 589, A14. doi:10.1051/0004-6361/201424740, arXiv:1602.08756.
- [113] Duro, R. et al., 2011. The broad iron $K\alpha$ line of Cygnus X-1 as seen by XMM-Newton in the EPIC-pn modified timing mode. *A&A* 533, L3.
- [114] Eardley, D.M., Lightman, A.P., Shapiro, S.L., 1975. Cygnus X-1 - A two-temperature accretion disk model which explains the observed hard X-ray spectrum. *ApJ* 199, L153–L155. doi:10.1086/181871.
- [115] Earnshaw, H. M. et al., 2016. A variable ULX and possible IMBH candidate in M51a. *MNRAS* 456, 3840–3854. doi:10.1093/mnras/stv2945, arXiv:1512.04825.
- [116] Eikenberry, S.S., Matthews, K., Morgan, E.H., Remillard, R.A., Nelson, R.W., 1998. Evidence for a Disk-Jet Interaction in the Microquasar GRS 1915+105. *ApJ* 494, L61+. doi:10.1086/311158, arXiv:arXiv:astro-ph/9710374.
- [117] Elvis, M., Page, C.G., Pounds, K.A., Ricketts, M.J., Turner, M.J.L., 1975. Discovery of powerful transient X-ray source A0620-00 with Ariel V Sky Survey Experiment. *Nature* 257, 656+. doi:10.1038/257656a0.
- [118] Esin, A.A., McClintock, J.E., Narayan, R., 1997. Advection-dominated Accretion and the Spectral States of Black Hole X-Ray Binaries: Application to Nova MUSCAE 1991. *ApJ* 489, 865+. doi:10.1086/304829, arXiv:arXiv:astro-ph/9705237.
- [119] Espinasse, M. et al., 2020. Relativistic X-Ray Jets from the Black Hole X-Ray Binary MAXI J1820+070. *ApJ* 895, L31. doi:10.3847/2041-8213/ab88b6, arXiv:2004.06416.
- [120] Fabian, A.C., Rees, M.J., Stella, L., White, N.E., 1989. X-ray fluorescence from the inner disc in Cygnus X-1. *MNRAS* 238, 729–736.
- [121] Fabian, A. C. et al., 2012. On the determination of the spin of the black hole in Cyg X-1 from X-ray reflection spectra. *MNRAS* 424, 217–223. doi:10.1111/j.1365-2966.2012.21185.x, arXiv:1204.5854.
- [122] Falcke, H., K rding, E., Markoff, S., 2004. A scheme to unify low-power accreting black holes. Jet-dominated accretion flows and the radio/X-ray correlation. *A&A* 414, 895–903. doi:10.1051/0004-6361:20031683, arXiv:astro-ph/0305335.
- [123] Fender, R., Belloni, T., 2004. GRS 1915+105 and the Disc-Jet Coupling in Accreting Black Hole Systems. *Annual Reviews* 42, 317–364. doi:10.1146/annurev.astro.42.053102.134031, arXiv:astro-ph/0406483.
- [124] Fender, R. et al., 2016. ThunderKAT: The MeerKAT Large Survey Project for Image-Plane Radio Transients, in: *MeerKAT Science: On the Pathway to the SKA*, p. 13. arXiv:1711.04132.
- [125] Fender, R.P., Belloni, T.M., Gallo, E., 2004. Towards a unified model for black hole X-ray binary jets. *MNRAS* 355, 1105–1118. doi:10.1111/j.1365-2966.2004.08384.x, arXiv:arXiv:astro-ph/0409360.
- [126] Fender, R.P., Homan, J., Belloni, T.M., 2009. Jets from black hole X-ray binaries: testing, refining and extending empirical models for the coupling to X-rays. *MNRAS* 396, 1370–1382. doi:10.1111/j.1365-2966.2009.14841.x, arXiv:0903.5166.
- [127] Fender, R.P., Pooley, G.G., 1998. Infrared synchrotron oscillations in GRS 1915+105. *MNRAS* 300, 573–576. doi:10.1046/j.1365-8711.1998.01921.x, arXiv:arXiv:astro-ph/9806073.
- [128] Ferrigno, C., Bozzo, E., Boissay, R., Kuulkers, E., Kretschmar, P., 2015. INTEGRAL detects a dramatic decrease in X-ray flux from V404 Cyg. *The Astronomer’s Telegram* 7731, 1.
- [129] Ferrigno, C., Bozzo, E., Del Santo, M., Capitanio, F., 2012. The first outburst of the black-hole candidate MAXI J1836-194 observed by INTEGRAL, Swift, and RXTE. *A&A* 537, L7. doi:10.1051/0004-6361/201118474, arXiv:1112.1240.
- [130] Filippova, E., Bozzo, E., Ferrigno, C., 2014. INTEGRAL and Swift observations of the hard X-ray transient MAXI J1828-249. *A&A* 563, A124. doi:10.1051/0004-6361/201323337, arXiv:1403.1819.
- [131] Filippova, E. et al., 2013. INTEGRAL detection of hard X-ray emission from MAXI J1828-249. *The Astronomer’s Telegram* 5476, 1.
- [132] Fiacchi, M. et al., 2020. Evolution of MAXI J1631-479 during the January 2019 outburst observed by INTEGRAL/IBIS. *MNRAS* 492, 3657–3661. doi:10.1093/mnras/staa068, arXiv:2001.03034.
- [133] Fomalont, E.B., Geldzahler, B.J., Bradshaw, C.F., 2001. Scorpius X-1: The Evolution and Nature of the Twin Compact Radio Lobes. *ApJ* 558, 283–301. doi:10.1086/322479, arXiv:astro-ph/0104372.
- [134] Frankowski, A. et al., 2011. INTEGRAL discovery of a new hard X-ray transient: IGR J17177-3656. *The Astronomer’s Telegram* 3223, 1.
- [135] Fuchs, Y. et al., 2003. Simultaneous multi-wavelength observations of GRS 1915+105. *A&A* 409, L35–L39. doi:10.1051/0004-6361:20031338, arXiv:arXiv:astro-ph/0309091.
- [136] Gallo, E., Corbel, S., Fender, R.P., Maccarone, T.J., Tzioumis, A.K., 2004. A transient large-scale relativistic radio jet from GX 339-4. *MNRAS* 347, L52–L56. doi:10.1111/j.1365-2966.2004.07435.x, arXiv:astro-ph/0311452.
- [137] Gallo, E., Fender, R., Kaiser, C., Russell, D., Morganti, R., Oosterloo, T., Heinz, S., 2005. A dark jet dominates the power output of the stellar black hole Cygnus X-1. *Nature* 436, 819–821. doi:10.1038/nature03879, arXiv:astro-ph/0508228.
- [138] Gallo, E., Fender, R.P., 2002. Chandra imaging spectroscopy of 1E 1740.7-2942. *MNRAS* 337, 869–874. doi:10.1046/j.1365-8711.2002.05957.x, arXiv:astro-ph/0208296.
- [139] Gallo, E., Fender, R.P., Miller-Jones, J.C.A., Merloni, A., Jonker, P.G., Heinz, S., Maccarone, T.J., van der Klis, M., 2006. A radio-emitting outflow in the quiescent state of A0620-00: implications for modelling low-luminosity black hole binaries. *MNRAS* 370, 1351–1360. doi:10.1111/j.1365-2966.2006.10560.x, arXiv:arXiv:astro-ph/0605376.
- [140] Gallo, E., Fender, R.P., Pooley, G.G., 2003. A universal radio-X-ray correlation in low/hard state black hole binaries. *MNRAS* 344, 60–72. doi:10.1046/j.1365-8711.2003.06791.x, arXiv:arXiv:astro-ph/0305231.
- [141] Gallo, E., Miller, B.P., Fender, R., 2012. Assessing luminosity correlations via cluster analysis: evidence for dual tracks in the radio/X-ray domain of black hole X-ray binaries. *MNRAS* 423, 590–599. doi:10.1111/j.1365-2966.2012.20899.x, arXiv:1203.4263.
- [142] Gandhi, P. et al., 2017. An elevation of 0.1 light-seconds for the optical jet base in an accreting Galactic black hole system. *Nature Astronomy* 1, 859–864. doi:10.1038/s41550-017-0273-3, arXiv:1710.09838.
- [143] Gandhi, P. et al., 2010. Rapid optical and X-ray timing observations of GX339-4: multicomponent optical variability in the low/hard state. *MNRAS* 407, 2166–2192. doi:10.1111/j.1365-2966.2010.17083.x, arXiv:1005.4685.
- [144] Gandhi, P., Rao, A., Johnson, M.A.C., Paice, J.A., Maccarone, T.J., 2019. Gaia Data Release 2 distances and peculiar velocities for Galactic black hole transients. *MNRAS* 485, 2642–2655. doi:10.1093/mnras/stz438, arXiv:1804.11349.
- [145] Garc a, J., Dauser, T., Reynolds, C.S., Kallman, T.R., McClintock, J.E., Wilms, J., Eikmann, W., 2013. X-Ray Reflected Spectra from Accretion Disk Models. III. A Complete Grid of Ionized Reflection Calculations. *ApJ* 768, 146. doi:10.1088/0004-637X/768/2/146, arXiv:1303.2112.
- [146] Giacconi, R., Gorenstein, P., Gursky, H., Waters, J.R., 1967. An X-Ray Survey of the Cygnus Region. *ApJ* 148, L119. doi:10.1086/180028.
- [147] Gierliński, M., Zdziarski, A.A., Poutanen, J., Coppi, P.S., Ebisawa, K., Johnson, W.N., 1999. Radiation mechanisms and geometry of Cygnus X-1 in the soft state. *MNRAS* 309, 496–512. doi:10.1046/j.1365-8711.1999.02875.x, arXiv:astro-ph/9905146.
- [148] Gies, D.R., Bolton, C.T., 1986. The Optical Spectrum of HDE 226868 = Cygnus X-1. III. A Focused Stellar Wind Model for He II λ 4686 Emission. *ApJ* 304, 389. doi:10.1086/164172.
- [149] Gilfanov, M., 2010. X-Ray Emission from Black-Hole Binaries. *The Jet*

- Paradigm, Lecture Notes in Physics, Springer-Verlag Berlin Heidelberg, Volume 794, p. 17. 794, 17–+. doi:10.1007/978-3-540-76937-8_2, arXiv:0909.2567.
- [150] Grebenev, S.A., Molkov, S.V., Revnivtsev, M.G., Sunyaev, R.A., 2005a. Spectral evolution of IGR J17098-3628 observed by INTEGRAL and RXTE. *The Astronomer's Telegram* 447, 1.
- [151] Grebenev, S.A., Molkov, S.V., Sunyaev, R.A., 2005b. New X-ray transient IGR J1709.8-3628 discovered with INTEGRAL. *The Astronomer's Telegram* 444, 1.
- [152] Grebenev, S.A., Prosvetov, A.V., Burenin, R.A., Krivonos, R.A., Mescheryakov, A.V., 2016. X-ray nova MAXI J1828-249. Evolution of the broadband spectrum during its 2013-2014 outburst. *Astronomy Letters* 42, 69–81. doi:10.1134/S1063773716020031, arXiv:1604.00158.
- [153] Grebenev, S.A., Prosvetov, A.V., Sunyaev, R.A., 2013. Second outburst of the black hole candidate MAXI J1836-194 from SWIFT and INTEGRAL observations. *Astronomy Letters* 39, 367–374. doi:10.1134/S1063773713060054.
- [154] Greene, J., Bailyn, C.D., Orosz, J.A., 2001. Optical and Infrared Photometry of the Microquasar GRO J1655-40 in Quiescence. *ApJ* 554, 1290–1297. doi:10.1086/321411, arXiv:arXiv:astro-ph/0101337.
- [155] Greiner, J., Predehl, P., Pohl, M., 1995. ROSAT observations of GRO J1655-40. *A&A* 297, L67.
- [156] Grinberg, V. et al., 2013. Long term variability of Cygnus X-1. V. State definitions with all sky monitors. *A&A* 554, A88. doi:10.1051/0004-6361/201321128, arXiv:1303.1198.
- [157] Grinberg, V. et al., 2015. Long term variability of Cygnus X-1. VII. Orbital variability of the focussed wind in Cyg X-1/HDE 226868 system. *A&A* 576, A117. doi:10.1051/0004-6361/201425418, arXiv:1502.07343.
- [158] Grinberg, V. et al., 2014. Long term variability of Cygnus X-1. VI. Energy-resolved X-ray variability 1999-2011. *A&A* 565, A1. doi:10.1051/0004-6361/201322969, arXiv:1402.4485.
- [159] Grove, J.E., Johnson, W.N., Kroeger, R.A., McNaron-Brown, K., Skibo, J.G., Philips, B.F., 1998. Gamma-Ray Spectral States of Galactic Black Hole Candidates. *ApJ* 500, 899–+. doi:10.1086/305746, arXiv:arXiv:astro-ph/9802242.
- [160] Guillochon, J., Ramirez-Ruiz, E., 2015. A Dark Year for Tidal Disruption Events. *ApJ* 809, 166. doi:10.1088/0004-637X/809/2/166, arXiv:1501.05306.
- [161] Gültekin, K., King, A.L., Cackett, E.M., Nyland, K., Miller, J.M., Di Matteo, T., Markoff, S., Rupen, M.P., 2019. The Fundamental Plane of Black Hole Accretion and Its Use as a Black Hole-Mass Estimator. *ApJ* 871, 80. doi:10.3847/1538-4357/aaf6b9, arXiv:1901.02530.
- [162] Haardt, F., Maraschi, L., Ghisellini, G., 1994. A Model for the X-Ray and Ultraviolet Emission from Seyfert Galaxies and Galactic Black Holes. *ApJ* 432, L95. doi:10.1086/187520, arXiv:astro-ph/9405059.
- [163] Hanke, M., Wilms, J., Nowak, M.A., Pottschmidt, K., Schulz, N.S., Lee, J.C., 2009. Chandra X-Ray Spectroscopy of the Focused Wind in the Cygnus X-1 System. I. The Nondip Spectrum in the Low/hard State. *ApJ* 690, 330–346.
- [164] Hannikainen, D., Campbell-Wilson, D., Hunstead, R., McIntyre, V., Lovell, J., Reynolds, J., Tzioumis, T., Wu, K., 2001. XTE J1550-564: a superluminal ejection during the September 1998 outburst. *Astrophysics and Space Science Supplement* 276, 45–48. arXiv:arXiv:astro-ph/0011051.
- [165] Hannikainen, D.C., Hunstead, R.W., Campbell-Wilson, D., Sood, R.K., 1998. MOST radio monitoring of GX 339-4. *A&A* 337, 460–464. arXiv:astro-ph/9805332.
- [166] Hannikainen, D.C., Hunstead, R.W., Campbell-Wilson, D., Wu, K., McKay, D.J., Smits, D.P., Sault, R.J., 2000. Radio Emission from GRO J1655-40 during the 1994 Jet Ejection Episodes. *ApJ* 540, 521–534. doi:10.1086/309294, arXiv:astro-ph/0003466.
- [167] Hannikainen, D. C. et al., 2005. Characterizing a new class of variability in GRS 1915+105 with simultaneous INTEGRAL/RXTE observations. *A&A* 435, 995–1004. doi:10.1051/0004-6361:20042250, arXiv:arXiv:astro-ph/0502438.
- [168] Hannikainen, D. C. et al., 2003. First INTEGRAL observations of GRS 1915+105. *A&A* 411, L415–L419. doi:10.1051/0004-6361:20031444, arXiv:arXiv:astro-ph/0309532.
- [169] Hanson, M.M., Still, M.D., Fender, R.P., 2000. Orbital Dynamics of Cygnus X-3. *ApJ* 541, 308–318. doi:10.1086/309419, arXiv:astro-ph/0005032.
- [170] Hare, J. et al., 2020. NuSTAR Observations of the Transient Galactic Black Hole Binary Candidate Swift J1858.6-0814: A New Sibling of V404 Cyg and V4641 Sgr? *ApJ* 890, 57. doi:10.3847/1538-4357/ab6a12, arXiv:2001.03214.
- [171] Harmon, B.A., Fishman, G.J., Paciesas, W.S., Zhang, S.N., 1993. X-Ray Nova in Ophiuchus. *IAU Circ.* 5900, 1.
- [172] Hertz1984, P., Grindlay, J.E., 1984. Infrared observations of galactic bulge X-ray sources. *ApJ* 282, 118–124. doi:10.1086/162182.
- [173] Hirsch, M. et al., 2019. Chandra X-ray spectroscopy of the focused wind in the Cygnus X-1 system. III. Dipping in the low/hard state. *A&A* 626, A64. doi:10.1051/0004-6361/201935074, arXiv:1905.01262.
- [174] Hirsch, M. et al., 2020. X-ray spectral and flux variability of the microquasar GRS 1758-258 on timescales from weeks to years. *A&A* 636, A51. doi:10.1051/0004-6361/201834647, arXiv:1912.09958.
- [175] Hjalmarsdotter, L., Zdziarski, A.A., Larsson, S., Beckmann, V., McCollough, M., Hannikainen, D.C., Vilhu, O., 2008. The nature of the hard state of Cygnus X-3. *MNRAS* 384, 278–290. doi:10.1111/j.1365-2966.2007.12688.x, arXiv:0707.2032.
- [176] Hjalmarsdotter, L., Zdziarski, A.A., Szostek, A., Hannikainen, D.C., 2009. Spectral variability in Cygnus X-3. *MNRAS* 392, 251–263. doi:10.1111/j.1365-2966.2008.14036.x, arXiv:0810.1685.
- [177] Hjellming, R.M., Rupen, M.P., 1995. Episodic ejection of relativistic jets by the X-ray transient GRO J1655 - 40. *Nature* 375, 464–468. doi:10.1038/375464a0.
- [178] Holoien, T. W. S. et al., 2016. Six months of multiwavelength follow-up of the tidal disruption candidate ASASSN-14li and implied TDE rates from ASAS-SN. *MNRAS* 455, 2918–2935. doi:10.1093/mnras/stv2486, arXiv:1507.01598.
- [179] Homan, J., Buxton, M., Markoff, S., Bailyn, C.D., Nespoli, E., Belloni, T., 2005. Multiwavelength Observations of the 2002 Outburst of GX 339-4: Two Patterns of X-Ray-Optical/Near-Infrared Behavior. *ApJ* 624, 295–306. doi:10.1086/428722, arXiv:arXiv:astro-ph/0501349.
- [180] Homan, J., Neilsen, J., Steiner, J., Remillard, R., Altamirano, D., Gendreau, K., Arzoumanian, Z., 2019. A sudden dimming of GRS 1915+105 in X-rays. *The Astronomer's Telegram* 12742, 1.
- [181] Homan, J., Wijnands, R., Kong, A., Miller, J.M., Rossi, S., Belloni, T., Lewin, W.H.G., 2006. XMM-Newton observations of the black hole X-ray transient XTE J1650-500 in quiescence. *MNRAS* 366, 235–237. doi:10.1111/j.1365-2966.2005.09843.x, arXiv:astro-ph/0511539.
- [182] Homan, J., Wijnands, R., van der Klis, M., Belloni, T., van Paradijs, J., Klein-Wolt, M., Fender, R., Méndez, M., 2001. Correlated X-Ray Spectral and Timing Behavior of the Black Hole Candidate XTE J1550-564: A New Interpretation of Black Hole States. *ApJ* 132, 377–402. doi:10.1086/318954, arXiv:arXiv:astro-ph/0001163.
- [183] Huppenkothen, D. et al., 2017. Detection of Very Low-frequency, Quasi-periodic Oscillations in the 2015 Outburst of V404 Cygni. *ApJ* 834, 90. doi:10.3847/1538-4357/834/1/90, arXiv:1610.08653.
- [184] Hurst, G.M., 1989. Nova Cygni 1938 reappears. *Journal of the British Astronomical Association* 99, 161.
- [185] Hynes, R. I. et al., 2003a. The remarkable rapid X-ray, ultraviolet, optical and infrared variability in the black hole XTE J1118+480. *Monthly Notices of the Royal Astronomical Society* 345, 292–310. doi:10.1046/j.1365-8711.2003.06938.x, arXiv:astro-ph/0306626.
- [186] Hynes, R. I. et al., 2019. Optical and X-ray correlations during the 2015 outburst of the black hole V404 Cyg. *MNRAS* 487, 60–78. doi:10.1093/mnras/stz1238, arXiv:1905.00949.
- [187] Hynes, R.I., Steeghs, D., Casares, J., Charles, P.A., O'Brien, K., 2003b. Dynamical Evidence for a Black Hole in GX 339-4. *ApJ* 583, L95–L98. doi:10.1086/368108, arXiv:arXiv:astro-ph/0301127.
- [188] Hynes, R.I., Steeghs, D., Casares, J., Charles, P.A., O'Brien, K., 2004. The Distance and Interstellar Sight Line to GX 339-4. *ApJ* 609, 317–324. doi:10.1086/421014, arXiv:astro-ph/0402408.
- [189] Imamura, J.N., Kristian, J., Middleditch, J., Steiman-Cameron, T.Y., 1990. The 8 Second Optical Quasi-periodic Oscillations in GX 339-4. *The Astrophysical Journal* 365, 312. doi:10.1086/169484.
- [190] in 't Zand, J.J.M., Pan, H.C., Bleeker, J.A.M., Skinner, G.K., Gil'Fanov,

- M.R., Siuniaeve, R.A., 1992. The spectral variability in 2-28 keV of GS 2023+338 during its 1989 outburst. *A&A* 266, 283–290.
- [191] Ingram, A., Done, C., Fragile, P.C., 2009. Low-frequency quasi-periodic oscillations spectra and Lense-Thirring precession. *MNRAS* 397, L101–L105. doi:10.1111/j.1745–3933.2009.00693.x.
- [192] Ingram, A., Motta, S., 2020. A review of quasi-periodic oscillations from black hole X-ray binaries: observation and theory. arXiv e-prints, arXiv:2001.08758arXiv:2001.08758.
- [193] Israel, G. L. et al., 2017. An accreting pulsar with extreme properties drives an ultraluminous x-ray source in NGC 5907. *Science* 355, 817–819. doi:10.1126/science.aai8635, arXiv:1609.07375.
- [194] Itoh, T. et al., 2006. Suzaku observation of IGR J17497-2821. *The Astronomer’s Telegram* 914, 1.
- [195] Iwakiri, W. et al., 2019. MAXI/GSC detection of rebrightening of GRS 1915+105. *The Astronomer’s Telegram* 12761, 1.
- [196] Jana, A., Debnath, D., Chakrabarti, S.K., Chatterjee, D., 2020. Inference on disk-jet connection of MAXI J1836-194 from spectral analysis with the TCAF solution. *Research in Astronomy and Astrophysics* 20, 028. doi:10.1088/1674-4527/20/3/28, arXiv:1812.10767.
- [197] Jana, A., Debnath, D., Chakrabarti, S.K., Mondal, S., Molla, A.A., 2016. Accretion Flow Dynamics of MAXI J1836-194 During Its 2011 Outburst from TCAF Solution. *ApJ* 819, 107. doi:10.3847/0004-637X/819/2/107, arXiv:1601.02080.
- [198] Joinet, A., Jourdain, E., Malzac, J., Roques, J.P., Corbel, S., Rodriguez, J., Kalemci, E., 2007. Hard X-Ray Emission of the Microquasar GX 339-4 in the Low/Hard State. *ApJ* 657, 400–408. doi:10.1086/510326, arXiv:astro-ph/0611064.
- [199] Joinet, A., Jourdain, E., Malzac, J., Roques, J.P., Schönfelder, V., Ubertini, P., Capitanio, F., 2005. State Transition and Flaring Activity of IGR J17464-3213/H1743-322 with INTEGRAL SPI. *ApJ* 629, 1008–1016. doi:10.1086/431576, arXiv:astro-ph/0505410.
- [200] Jourdain, E., Roques, J.P., 1994. Pi O decay around black hole candidates: A spectral component above 200 keV. *ApJ* 426, L11–L14. doi:10.1086/187327.
- [201] Jourdain, E., Roques, J.P., Chauvin, M., 2014. INTEGRAL SPI Observations of Cygnus X-1 in the Soft State: What about the Jet Contribution in Hard X-Rays? *ApJ* 789, 26. doi:10.1088/0004-637X/789/1/26.
- [202] Jourdain, E., Roques, J.P., Chauvin, M., Clark, D.J., 2012a. Separation of Two Contributions to the High Energy Emission of Cygnus X-1: Polarization Measurements with INTEGRAL SPI. *ApJ* 761, 27. doi:10.1088/0004-637X/761/1/27, arXiv:1210.4783.
- [203] Jourdain, E., Roques, J.P., Malzac, J., 2012b. The Emission of Cygnus X-1: Observations with INTEGRAL SPI from 20 keV to 2 MeV. *ApJ* 744, 64. doi:10.1088/0004-637X/744/1/64, arXiv:1109.2053.
- [204] Jourdain, E., Roques, J.P., Rodi, J., 2017. A Challenging View of the 2015 Summer V404 Cyg Outburst at High Energy with INTEGRAL/SPI: The Finale. *ApJ* 834, 130. doi:10.3847/1538-4357/834/2/130, arXiv:1611.02890.
- [205] Kaaret, P., Corbel, S., Tomsick, J.A., Fender, R., Miller, J.M., Orosz, J.A., Tzioumis, A.K., Wijnands, R., 2003. X-Ray Emission from the Jets of XTE J1550-564. *ApJ* 582, 945–953. doi:10.1086/344540, arXiv:astro-ph/0210401.
- [206] Kaaret, P., Feng, H., Roberts, T.P., 2017. Ultraluminous X-Ray Sources. *Annual Reviews* 55, 303–341. doi:10.1146/annurev-astro-091916-055259, arXiv:1703.10728.
- [207] Kajava, J.J.E., Motta, S.E., Sánchez-Fernández, C., Kuulkers, E., 2018. The December 2015 re-brightening of V404 Cygni. Variable absorption from the accretion disc outflow. *A&A* 616, A129. doi:10.1051/0004-6361/201731768, arXiv:1803.02161.
- [208] Kajava, J.J.E., Motta, S.E., Sanna, A., Veledina, A., Del Santo, M., Segreto, A., 2019. X-ray dips and a complex UV/X-ray cross-correlation function in the black hole candidate MAXI J1820+070. *MNRAS* 488, L18–L23. doi:10.1093/mnras/1/s1z089, arXiv:1906.06519.
- [209] Kajava, J.J.E., Sánchez-Fernández, C., Alfonso-Garzón, J., Motta, S.E., Veledina, A., 2020. Rapid spectral transition of the black hole binary V404 Cygni. *A&A* 634, A94. doi:10.1051/0004-6361/201937191, arXiv:2001.07503.
- [210] Kajava, J.J.E., Veledina, A., Tsygankov, S., Neustroev, V., 2016. The origin of seed photons for Comptonization in the black hole binary Swift J1753.5-0127. *A&A* 591, A66. doi:10.1051/0004-6361/201527939, arXiv:1603.08796.
- [211] Kalamkar, M., Casella, P., Uttley, P., O’Brien, K., Russell, D., Maccarone, T., van der Klis, M., Vincentelli, F., 2015. Detection of the first infra-red quasi periodic oscillation in a black hole X-ray binary. arXiv e-prints arXiv:1510.08907.
- [212] Kalemci, E. et al., 2014. Multiwavelength observations of the black hole transient Swift J1745-26 during the outburst decay. *MNRAS* 445, 1288–1298. doi:10.1093/mnras/stu1851, arXiv:1409.1932.
- [213] Kaluzienski, L.J., Holt, S.S., 1977. Variable X-ray sources. *IAU Circ.* 3099, 1–+.
- [214] Kantzas, D. et al., 2021. A new lepto-hadronic model applied to the first simultaneous multiwavelength data set for Cygnus X-1. *MNRAS* 500, 2112–2126. doi:10.1093/mnras/staa3349, arXiv:2010.08501.
- [215] Kawamuro, T. et al., 2018. MAXI/GSC detection of a probable new X-ray transient MAXI J1820+070. *The Astronomer’s Telegram* 11399, 1.
- [216] Kennea, J. A. et al., 2011. MAXI J1836-194: Swift localization and optical counterpart. *The Astronomer’s Telegram* 3613, 1.
- [217] Kennea, J. A. et al., 2013a. MAXI J1828-249: Swift detection and localization. *The Astronomer’s Telegram* 5478, 1.
- [218] Kennea, J. A. et al., 2013b. MAXI J1828-249: Swift UV counterpart and XRT spectral fit. *The Astronomer’s Telegram* 5479, 1.
- [219] Kimura, M. et al., 2016. Repetitive patterns in rapid optical variations in the nearby black-hole binary V404 Cygni. *Nature* 529, 54–58. doi:10.1038/nature16452, arXiv:1607.06195.
- [220] Kimura, M. et al., 2017. Rapid optical variations correlated with X-rays in the 2015 second outburst of V404 Cygni (GS 2023+338). *MNRAS* 471, 373–382. doi:10.1093/mnras/stx1555, arXiv:1706.06779.
- [221] King, A.L., Miller, J.M., Raymond, J., Reynolds, M.T., Morningstar, W., 2015. High-resolution Chandra HETG Spectroscopy of V404 Cygni in Outburst. *ApJ* 813, L37. doi:10.1088/2041-8205/813/2/L37, arXiv:1508.01181.
- [222] Kitamoto, S., Tsunemi, H., Miyamoto, S., Yamashita, K., Mizobuchi, S., 1989. GS2023+338: a new class of X-ray transient source? *Nature* 342, 518–520. doi:10.1038/342518a0.
- [223] Kitamoto, S., Tsunemi, H., Pedersen, H., Ilovaisky, S.A., van der Klis, M., 1990. Outburst, Identification, and X-Ray Light Curve of GS 1354-64 (=MX 1353-64?, Centaurus X-2?). *ApJ* 361, 590. doi:10.1086/169222.
- [224] Klein-Wolt, M., Fender, R.P., Pooley, G.G., Belloni, T., Migliari, S., Morgan, E.H., van der Klis, M., 2002. Hard X-ray states and radio emission in GRS 1915+105. *MNRAS* 331, 745–764. doi:10.1046/j.1365-8711.2002.05223.x, arXiv:astro-ph/0112044.
- [225] Knight, F.K., Johnson, W. N., I., Kurfess, J.D., Strickman, M.S., 1985. High-energy X-ray observations of the galactic center region. *ApJ* 290, 557–567. doi:10.1086/163012.
- [226] Kobayashi, K. et al., 2018. MAXI/GSC detection of a bright hard X-ray outburst probably from AX J1631.9-4752. *The Astronomer’s Telegram* 12320, 1.
- [227] Koljonen, K.I.I., Hannikainen, D.C., McCollough, M.L., Pooley, G.G., Trushkin, S.A., 2010. The hardness-intensity diagram of Cygnus X-3: revisiting the radio/X-ray states. *MNRAS* 406, 307–319. doi:10.1111/j.1365-2966.2010.16722.x, arXiv:1003.4351.
- [228] Koljonen, K.I.I., Hovatta, T., 2021. ALMA/NICER observations of GRS 1915+105 indicate a return to a hard state. arXiv e-prints, arXiv:2102.00693arXiv:2102.00693.
- [229] Koljonen, K.I.I., Maccarone, T., McCollough, M.L., Gurwell, M., Trushkin, S.A., Pooley, G.G., Piano, G., Tavani, M., 2018. The hypersoft state of Cygnus X-3. A key to jet quenching in X-ray binaries? *A&A* 612, A27. doi:10.1051/0004-6361/201732284, arXiv:1712.07933.
- [230] Koljonen, K.I.I., Maccarone, T.J., 2017. Gemini/GNIRS infrared spectroscopy of the Wolf-Rayet stellar wind in Cygnus X-3. *MNRAS* 472, 2181–2195. doi:10.1093/mnras/stx2106, arXiv:1708.04050.
- [231] Koljonen, K.I.I., Tomsick, J.A., 2020. The obscured X-ray binaries V404 Cyg, Cyg X-3, V4641 Sgr, and GRS 1915+105. *A&A* 639, A13. doi:10.1051/0004-6361/202037882, arXiv:2004.08536.
- [232] Komossa, S., 2015. Tidal disruption of stars by supermassive black holes: Status of observations. *Journal of High Energy Astrophysics* 7, 148–157. doi:10.1016/j.jheap.2015.04.006, arXiv:1505.01093.
- [233] Körding, E.G., Fender, R.P., Migliari, S., 2006. Jet-dominated advec-

- tive systems: radio and X-ray luminosity dependence on the accretion rate. *MNRAS* 369, 1451–1458. doi:10.1111/j.1365-2966.2006.10383.x, arXiv:astro-ph/0603731.
- [234] Krimm, H. A. et al., 2011. Swift/BAT reports renewed activity from IGR J17091-3624. *The Astronomer's Telegram* 3144, 1.
- [235] Krivonos, R., Tsygankov, S., Lutovinov, A., Revnitvsev, M., Churazov, E., Sunyaev, R., 2015. INTEGRAL 11-year hard X-ray survey above 100 keV. *MNRAS* 448, 3766–3774. doi:10.1093/mnras/stv150, arXiv:1412.1051.
- [236] Kuulkers, E., 2015a. Continued public INTEGRAL Target of Opportunity observations of V404 Cyg (GS2023+338). *The Astronomer's Telegram* 7695, 1.
- [237] Kuulkers, E., 2015b. INTEGRAL observations of V404 Cyg (GS 2023+338): public data products. *The Astronomer's Telegram* 7758, 1.
- [238] Kuulkers, E., et al., 2021. INTEGRAL reloaded: spacecraft, instruments and ground system. *New A Rev.* submitted.
- [239] Kuulkers, E. et al., 2006. Broadband INTEGRAL analysis of IGR J17497-2821. *The Astronomer's Telegram* 888, 1.
- [240] Kuulkers, E., Howell, S.B., van Paradijs, J., 1996. SXTs and TOADs: Close Encounters of the Same Kind. *ApJ* 462, L87. doi:10.1086/310032.
- [241] Kuulkers, E., Lutovinov, A., Parmar, A., Capitanio, F., Mowlavi, N., Hermsen, W., 2003. Igr J17091-3624. *The Astronomer's Telegram* 149, 1.
- [242] Kuulkers, E. et al., 2007. The INTEGRAL Galactic bulge monitoring program: the first 1.5 years. *A&A* 466, 595–618. doi:10.1051/0004-6361:20066651, arXiv:astro-ph/0701244.
- [243] Kuulkers, E., Wijnands, R., Belloni, T., Mendez, M., van der Klis, M., van Paradijs, J., 1998. Absorption Dips in the Light Curves of GRO J1655-40 and 4U 1630-47 during Outburst. *ApJ* 494, 753. doi:10.1086/305248, arXiv:arXiv:astro-ph/9710024.
- [244] Kylafis, N.D., Papadakis, I.E., Reig, P., Giannios, D., Pooley, G.G., 2008. A jet model for Galactic black-hole X-ray sources: some constraining correlations. *A&A* 489, 481–487. doi:10.1051/0004-6361:20079159, arXiv:0807.2910.
- [245] Lasota, J.P., 2001. The disc instability model of dwarf novae and low-mass X-ray binary transients. *New Astron. Rev.* 45, 449–508. doi:10.1016/S1387-6473(01)00112-9, arXiv:astro-ph/0102072.
- [246] Laurent, P., Gouiffes, C., Rodriguez, J., Chambouleyron, V., 2016. INTEGRAL/IBIS observations of V404 Cygni polarimetric properties during its 2015 giant flares, in: 11th INTEGRAL Conference Gamma-Ray Astrophysics in Multi-Wavelength Perspective, p. 22.
- [247] Laurent, P., Rodriguez, J., Wilms, J., Cadolle Bel, M., Pottschmidt, K., Grinberg, V., 2011. Polarized Gamma-Ray Emission from the Galactic Black Hole Cygnus X-1. *Science* 332, 438. doi:10.1126/science.1200848, arXiv:1104.4282.
- [248] Lense, J., Thirring, H., 1918. Über den Einfluß der Eigenrotation der Zentralkörper auf die Bewegung der Planeten und Monde nach der Einsteinschen Gravitationstheorie. *Physikalische Zeitschrift* 19, 156.
- [249] Lepingwell, A. V. et al., 2019. INTEGRAL's detection of evolution in MAXI J1348-630. *The Astronomer's Telegram* 12441, 1.
- [250] Levine, A.M., Swank, J.H., Lin, D., Remillard, R.A., 2005. New X-ray Transient, XTE J1818-254. *The Astronomer's Telegram* 578, 1.
- [251] Lewis, F. et al., 2010. The double-peaked 2008 outburst of the accreting milli-second X-ray pulsar, IGR J00291+5934. *A&A* 517, A72. doi:10.1051/0004-6361/201014382, arXiv:1005.1178.
- [252] Li, F.K., Clark, G.W., 1974. Observation of an absorption dip in the X-ray intensity of Cygnus X-1. *ApJ* 191, L27–L29. doi:10.1086/181538.
- [253] Lin, D. et al., 2000. Simultaneous Observations of GRS 1758-258 in 1997 by VLA, IRAM, SEST, RXTE, and OSSE: Spectroscopy and Timing. *ApJ* 532, 548–562. doi:10.1086/308553, arXiv:astro-ph/9911531.
- [254] Ling, J.C., Mahoney, W.A., Wheaton, W.A., Jacobson, A.S., 1987. Long-Term Gamma-Ray Spectral Variability of Cygnus X-1. *ApJ* 321, L117. doi:10.1086/185017.
- [255] Ling, J.C., Wheaton, W.A., 2003. BATSE Soft Gamma-Ray Observations of GRO J0422+32. *ApJ* 584, 399–413. doi:10.1086/345602, arXiv:astro-ph/0210673.
- [256] Loh, A. et al., 2016. High-energy gamma-ray observations of the accreting black hole V404 Cygni during its 2015 June outburst. *MNRAS* 462, L111–L115. doi:10.1093/mnras/1/slw142, arXiv:1607.06239.
- [257] Long, K.S., Chanan, G.A., Novick, R., 1980. The X-ray polarization of the Cygnus sources. *ApJ* 238, 710–716. doi:10.1086/158027.
- [258] Lubiński, P., Filothodoros, A., Zdziarski, A.A., Pooley, G., 2020. Distinct Accretion Modes of Cygnus X-1 Revealed from Hard X-Rays. *ApJ* 896, 101. doi:10.3847/1538-4357/ab9311, arXiv:2006.02154.
- [259] Lucchini, M., Russell, T.D., Markoff, S.B., Vincentelli, F., Gardenier, D., Ceccobello, C., Uttley, P., 2021. Correlating spectral and timing properties in the evolving jet of the microblazar MAXI J1836-194. *MNRAS* 501, 5910–5926. doi:10.1093/mnras/staa3957, arXiv:2012.14967.
- [260] Lutovinov, A.A., Revnitvsev, M.G., 2003. RXTE Observations of the Transient Sources IGR J17091-3624 and IGR J18539+0727. *Astronomy Letters* 29, 719–723. doi:10.1134/1.1624457, arXiv:astro-ph/0306406.
- [261] Makino, F., 1989. GS 2023+338. *IAU Circ.* 4782, 1.
- [262] Makino, F., Wagner, R.M., Starrfield, S., Buie, M.W., Bond, H.E., Johnson, J., Harrison, T., Gehrz, R.D., 1989. V404 Cygni = GS 2023+338. *IAU Circ.* 4786, 1.
- [263] Malzac, J., 2013. Internal shocks at the origin of the flat spectral energy distribution of compact jets. *MNRAS* 429, L20–L24. doi:10.1093/mnras/1/sls017, arXiv:1210.4308.
- [264] Malzac, J., Belmont, R., 2009. The synchrotron boiler and the spectral states of black hole binaries. *MNRAS* 392, 570–589. doi:10.1111/j.1365-2966.2008.14142.x, arXiv:0810.4458.
- [265] Malzac, J., Belmont, R., Fabian, A.C., 2009. Energetics of a black hole: constraints on the jet velocity and the nature of the X-ray emitting region in Cyg X-1. *MNRAS* 400, 1512–1520. doi:10.1111/j.1365-2966.2009.15553.x, arXiv:0908.3453.
- [266] Malzac, J. et al., 2018. A jet model for the fast IR variability of the black hole X-ray binary GX 339-4. *MNRAS* 480, 2054–2071. doi:10.1093/mnras/sty2006, arXiv:1807.09835.
- [267] Malzac, J., Lubiński, P., Zdziarski, A.A., Cadolle Bel, M., Türler, M., Laurent, P., 2008. An intense state of hard X-ray emission of Cyg X-1 observed by INTEGRAL coincident with TeV measurements. *A&A* 492, 527–534. doi:10.1051/0004-6361:200810227, arXiv:0805.4391.
- [268] Malzac, J. et al., 2006. Bimodal spectral variability of γ -ASTROBJ_iCygnus X-1_i/ASTROBJ_i in an intermediate state. *A&A* 448, 1125–1137. doi:10.1051/0004-6361:20053614, arXiv:arXiv:astro-ph/0511725.
- [269] Mandrou, P., 1990. Galactic Center. *IAU Circ.* 5032, 1.
- [270] Marcel, G. et al., 2019. A unified accretion-ejection paradigm for black hole X-ray binaries. IV. Replication of the 2010-2011 activity cycle of GX 339-4. *A&A* 626, A115. doi:10.1051/0004-6361/201935060, arXiv:1905.05057.
- [271] Marcel, G. et al., 2018a. A unified accretion-ejection paradigm for black hole X-ray binaries. III. Spectral signatures of hybrid disk configurations. *A&A* 617, A46. doi:10.1051/0004-6361/201833124, arXiv:1805.12407.
- [272] Marcel, G. et al., 2018b. A unified accretion-ejection paradigm for black hole X-ray binaries. II. Observational signatures of jet-emitting disks. *A&A* 615, A57. doi:10.1051/0004-6361/201732069, arXiv:1803.04335.
- [273] Markert, T.H., Canizares, C.R., Clark, G.W., Lewin, W.H.G., Schnopper, H.W., Sprott, G.F., 1973. Observations of the Highly Variable X-Ray Source GX 339-4. *ApJ* 184, L67+. doi:10.1086/181290.
- [274] Markoff, S., 2010. From Multiwavelength to Mass Scaling: Accretion and Ejection in Microquasars and AGN, in: T. Belloni (Ed.), *Lecture Notes in Physics*, Berlin Springer Verlag, volume 794 of *Lecture Notes in Physics*, Berlin Springer Verlag, pp. 143–+. doi:10.1007/978-3-540-76937-8_6, arXiv:0909.2574.
- [275] Markoff, S., Nowak, M.A., Wilms, J., 2005. Going with the Flow: Can the Base of Jets Subsume the Role of Compact Accretion Disk Coronae? *ApJ* 635, 1203–1216. doi:10.1086/497628, arXiv:astro-ph/0509028.
- [276] Markwardt, C.B., Barthelmy, S.D., Evans, P.A., Swank, J.H., 2009a. Additional Observations of XTE J1752-223. *The Astronomer's Telegram* 2261, 1.
- [277] Markwardt, C.B., Swank, J.H., 2003. Igr J17597-2201 = XTE J1759-220. *The Astronomer's Telegram* 156, 1–+.

- [278] Markwardt, C.B., Swank, J.H., 2005. New Outburst of GRO J1655-40? The Astronomer's Telegram 414, 1.
- [279] Markwardt, C. B. et al., 2009b. XTE J1752-223: a new RXTE and Swift detected X-ray transient in the galactic center region. The Astronomer's Telegram 2258, 1–+.
- [280] Marscher, A.P., Jorstad, S.G., Gómez, J.L., Aller, M.F., Teräsranta, H., Lister, M.L., Stirling, A.M., 2002. Observational evidence for the accretion-disk origin for a radio jet in an active galaxy. *Nature* 417, 625–627. doi:10.1038/nature00772.
- [281] Marsden, B.G., 1989. V404 CYGNI = GS 2023+338. *IAU Circ.* 4783, 1.
- [282] Martí, J., Luque-Escamilla, P.L., Bosch-Ramon, V., Paredes, J.M., 2017. A galactic microquasar mimicking winged radio galaxies. *Nature Communications* 8, 1757. doi:10.1038/s41467-017-01976-5.
- [283] Martí, J., Luque-Escamilla, P.L., Romero, G.E., Sánchez-Sutil, J.R., Muñoz-Arjonilla, Á.J., 2015. Real-time evolution of a large-scale relativistic jet. *A&A* 578, L11. doi:10.1051/0004-6361/201526355, arXiv:1505.07641.
- [284] Martí, J., Mirabel, I.F., Chaty, S., Rodríguez, L.F., 2000. VLT search for the infrared counterpart of 1E 1740.7-2942. *A&A* 363, 184–187. arXiv:astro-ph/0009442.
- [285] Masetti, N., Bianchini, A., Bonibaker, J., della Valle, M., Vio, R., 1996. The superhump phenomenon in GRS 1716-249 (=X-Ray Nova Ophiuchi 1993). *A&A* 314, 123–130.
- [286] McClintock, J.E., Remillard, R.A., 1986. The Black Hole Binary A0620-00. *ApJ* 308, 110. doi:10.1086/164482.
- [287] McClintock, J.E., Remillard, R.A., 2006. Black hole binaries, 157–213.
- [288] McClintock, J.E., Remillard, R.A., Rupen, M.P., Torres, M.A.P., Steeghs, D., Levine, A.M., Orosz, J.A., 2009. The 2003 Outburst of the X-Ray Transient H1743-322: Comparisons with the Black Hole Microquasar XTE J1550-564. *ApJ* 698, 1398–1421. doi:10.1088/0004-637X/698/2/1398, arXiv:0705.1034.
- [289] McCollough, M.L., Corrales, L., Dunham, M.M., 2016. Cygnus X-3: Its Little Friend's Counterpart, the Distance to Cygnus X-3, and Outflows/Jets. *ApJ* 830, L36. doi:10.3847/2041-8205/830/2/L36, arXiv:1610.01923.
- [290] McCollough, M. L. et al., 1999. Discovery of Correlated Behavior between the Hard X-Ray and the Radio Bands in Cygnus X-3. *ApJ* 517, 951–955. doi:10.1086/307241, arXiv:astro-ph/9810212.
- [291] McConnell, M. et al., 1994. Observations of Cygnus X-1 by COMPTEL during 1991. *ApJ* 424, 933. doi:10.1086/173941.
- [292] McConnell, M. L. et al., 2000. A High-Sensitivity Measurement of the MeV Gamma-Ray Spectrum of Cygnus X-1. *ApJ* 543, 928–937. doi:10.1086/317128, arXiv:arXiv:astro-ph/0001484.
- [293] McConnell, M. L. et al., 2002. The Soft Gamma-Ray Spectral Variability of Cygnus X-1. *ApJ* 572, 984–995. doi:10.1086/340436, arXiv:astro-ph/0112326.
- [294] Méndez, M., Belloni, T., van der Klis, M., 1998. “Canonical” Black Hole States in the Superluminal Source GRO J1655-40. *ApJ* 499, L187–L190. doi:10.1086/311368, arXiv:astro-ph/9804128.
- [295] Merloni, A., Heinz, S., di Matteo, T., 2003. A Fundamental Plane of black hole activity. *MNRAS* 345, 1057–1076. doi:10.1046/j.1365-2966.2003.07017.x, arXiv:astro-ph/0305261.
- [296] Migliari, S., Fender, R.P., 2006. Jets in neutron star X-ray binaries: a comparison with black holes. *MNRAS* 366, 79–91. doi:10.1111/j.1365-2966.2005.09777.x, arXiv:astro-ph/0510698.
- [297] Miller, J.M., Balakrishnan, M., Reynolds, M.T., Trueba, N., Zoghbi, A., Kaastra, J., Kallman, T., Proga, D., 2019. Swift and Chandra Observations of GRS 1915+105 in an unusual, very low-flux state. The Astronomer's Telegram 12743, 1.
- [298] Miller, J.M., Pooley, G.G., Fabian, A.C., Nowak, M.A., Reis, R.C., Cackett, E.M., Pottschmidt, K., Wilms, J., 2012. On the Role of the Accretion Disk in Black Hole Disk-Jet Connections. *ApJ* 757, 11.
- [299] Miller, J.M., Wojdowski, P., Schulz, N.S., Marshall, H.L., Fabian, A.C., Remillard, R.A., Wijnands, R., Lewin, W.H.G., 2005. Revealing the Focused Companion Wind in Cygnus X-1 with Chandra. *ApJ* 620, 398–404. doi:10.1086/426701, arXiv:astro-ph/0208463.
- [300] Miller, J. M. et al., 2020. An Obscured, Seyfert 2-like State of the Stellar-mass Black Hole GRS 1915+105 Caused by Failed Disk Winds. *ApJ* 904, 30. doi:10.3847/1538-4357/abb31, arXiv:2007.07005.
- [301] Miller-Jones, J. C. A. et al., 2021. Cygnus X-1 contains a 21-solar mass black hole – implications for massive star winds. arXiv e-prints, arXiv:2102.09091, arXiv:2102.09091.
- [302] Miller-Jones, J.C.A., Jonker, P.G., Ratti, E.M., Torres, M.A.P., Brockspopp, C., Yang, J., Morrell, N.I., 2011a. An accurate position for the black hole candidate XTE J1752-223: re-interpretation of the VLBI data. *MNRAS* 415, 306–312. doi:10.1111/j.1365-2966.2011.18704.x, arXiv:1103.2826.
- [303] Miller-Jones, J.C.A., Russell, T.D., Sivakoff, G.R., Curran, P.A., 2013. Radio non-detection of MAXI J1828-249. The Astronomer's Telegram 5484, 1.
- [304] Miller-Jones, J. C. A. et al., 2009. Radio activity in H1743-322. The Astronomer's Telegram 2062, 1–+.
- [305] Miller-Jones, J.C.A., Sivakoff, G.R., Rupen, M., Altamirano, D., 2011b. EVLA radio detections of MAXI J1836-194 suggest it is a black hole X-ray binary. The Astronomer's Telegram 3628, 1.
- [306] Miller-Jones, J. C. A. et al., 2019. A rapidly changing jet orientation in the stellar-mass black-hole system V404 Cygni. *Nature* 569, 374–377. doi:10.1038/s41586-019-1152-0, arXiv:1906.05400.
- [307] Mirabel, I.F., Dhawan, V., Chaty, S., Rodríguez, L.F., Martí, J., Robinson, C.R., Swank, J., Geballe, T., 1998. Accretion instabilities and jet formation in GRS 1915+105. *A&A* 330, L9–L12. arXiv:astro-ph/9711097.
- [308] Mirabel, I.F., Rodríguez, L.F., 1994. A superluminal source in the Galaxy. *Nature* 371, 46–48. doi:10.1038/371046a0.
- [309] Mirabel, I.F., Rodríguez, L.F., Cordier, B., Paul, J., Lebrun, F., 1992. A double-sided radio jet from the compact Galactic Centre annihilator 1E1740.7-2942. *Nature* 358, 215–217. doi:10.1038/358215a0.
- [310] Mitsuda, K. et al., 1984. Energy spectra of low-mass binary X-ray sources observed from TENMA. *PASJ* 36, 741–759.
- [311] Miškovičová, I. et al., 2016. Chandra X-ray spectroscopy of focused wind in the Cygnus X-1 system. II. The non-dip spectrum in the low/hard state - modulations with orbital phase. *A&A* 590, A114. doi:10.1051/0004-6361/201322490, arXiv:1604.00364.
- [312] Miyamoto, S., Iga, S., Kitamoto, S., Kamado, Y., 1993. Another canonical time variation of X-rays from black hole candidates in the very high flare state? *ApJ* 403, L39–L42. doi:10.1086/186716.
- [313] Miyamoto, S., Kitamoto, S., Hayashida, K., Egoshi, W., 1995. Large Hysteretic Behavior of Stellar Black Hole Candidate X-Ray Binaries. *The Astrophysical Journal* 442, L13. doi:10.1086/187804.
- [314] Miyasaka, H., Tomsick, J.A., Xu, Y., Harrison, F.A., 2018. MAXI J1631-479 is a new X-ray transient. The Astronomer's Telegram 12340, 1.
- [315] Monageng, I.M., Motta, S.E., Fender, R., Yu, W., Woudt, P.A., Tremou, E., Miller-Jones, J.C.A., van der Horst, A.J., 2021. Radio flaring and dual radio loud/quiet behaviour in the new candidate black hole X-ray binary MAXI J1631-472. *MNRAS* 501, 5776–5781. doi:10.1093/mnras/stab043, arXiv:2101.01569.
- [316] Moran, E.C., Kay, L.E., Davis, M., Filippenko, A.V., Barth, A.J., 2001. A Composite Seyfert 2 X-Ray Spectrum: Implications for the Origin of the Cosmic X-Ray Background. *ApJ* 556, L75–L78. doi:10.1086/322991, arXiv:astro-ph/0106519.
- [317] Morgan, E.H., Remillard, R.A., Greiner, J., 1997. RXTE Observations of QPOs in the Black Hole Candidate GRS 1915+105. *ApJ* 482, 993–+. doi:10.1086/304191.
- [318] Motch, C., Ricketts, M.J., Page, C.G., Ilovaisky, S.A., Chevalier, C., 1983. Simultaneous X-ray/optical observations of GX339-4 during the May 1981 optically bright state. *A&A* 119, 171–176.
- [319] Motta, S., Belloni, T., Homan, J., 2009. The evolution of the high-energy cut-off in the X-ray spectrum of GX 339-4 across a hard-to-soft transition. *MNRAS* 400, 1603–1612. doi:10.1111/j.1365-2966.2009.15566.x, arXiv:0908.2451.
- [320] Motta, S., Homan, J., Muñoz Darias, T., Casella, P., Belloni, T.M., Hiemstra, B., Méndez, M., 2012. Discovery of two simultaneous non-harmonically related quasi-periodic oscillations in the 2005 outburst of the black hole binary GRO J1655-40. *MNRAS* 427, 595–606. doi:10.1111/j.1365-2966.2012.22037.x, arXiv:1209.0327.
- [321] Motta, S., Muñoz-Darias, T., Belloni, T., 2010. On the outburst evolution of H1743-322: a 2008/2009 comparison. *MNRAS* 408, 1796–1807. doi:10.1111/j.1365-2966.2010.17246.x, arXiv:1006.4773.
- [322] Motta, S., Muñoz-Darias, T., Casella, P., Belloni, T., Homan, J., 2011.

- Low-frequency oscillations in black holes: a spectral-timing approach to the case of GX 339-4. *MNRAS* 418, 2292–2307. doi:10.1111/j.1365-2966.2011.19566.x, arXiv:1108.0540.
- [323] Motta, S., Williams, D., Fender, R., Titterton, D., Green, D., Perrott, Y., 2019. AMI-LA observation of radio flaring from GRS 1915+105. *The Astronomer’s Telegram* 12773, 1.
- [324] Motta, S.E., Belloni, T.M., Stella, L., Muñoz-Darias, T., Fender, R., 2014. Precise mass and spin measurements for a stellar-mass black hole through X-ray timing: the case of GRO J1655-40. *MNRAS* 437, 2554–2565. doi:10.1093/mnras/stt2068, arXiv:1309.3652.
- [325] Motta, S.E., Casella, P., Fender, R.P., 2018a. Radio-loudness in black hole transients: evidence for an inclination effect. *MNRAS* 478, 5159–5173. doi:10.1093/mnras/sty1440, arXiv:1806.00015.
- [326] Motta, S.E., Franchini, A., Lodato, G., Mastroserio, G., 2018b. On the different flavours of Lense-Thirring precession around accreting stellar mass black holes. *MNRAS* 473, 431–439. doi:10.1093/mnras/stx2358, arXiv:1709.02608.
- [327] Motta, S. E. et al., 2021. Observations of a radio-bright, X-ray obscured GRS 1915+105. arXiv e-prints, arXiv:2101.01187, arXiv:2101.01187.
- [328] Motta, S. E. et al., 2017a. Swift observations of V404 Cyg during the 2015 outburst: X-ray outflows from super-Eddington accretion. *MNRAS* 471, 1797–1818. doi:10.1093/mnras/stx1699, arXiv:1707.01076.
- [329] Motta, S.E., Kajava, J.J.E., Sánchez-Fernández, C., Giustini, M., Kuulkers, E., 2017b. The black hole binary V404 Cygni: a highly accreting obscured AGN analogue. *MNRAS* 468, 981–993. doi:10.1093/mnras/stx466, arXiv:1607.02255.
- [330] Motta, S. E. et al., 2020. The Slow Heartbeats of an Ultraluminous X-Ray Source in NGC 3621. *ApJ* 898, 174. doi:10.3847/1538-4357/ab9b81, arXiv:2006.05384.
- [331] Motta, S.E., Rouco-Escorial, A., Kuulkers, E., Muñoz-Darias, T., Sanna, A., 2017c. Links between quasi-periodic oscillations and accretion states in neutron star low mass X-ray binaries. ArXiv e-prints arXiv:1703.01263.
- [332] Muñoz-Darias, T. et al., 2020. The Changing-look Optical Wind of the Flaring X-Ray Transient Swift J1858.6-0814. *ApJ* 893, L19. doi:10.3847/2041-8213/ab8381, arXiv:2003.12073.
- [333] Muñoz-Darias, T. et al., 2016. Regulation of black-hole accretion by a disk wind during a violent outburst of V404 Cygni. *Nature* 534, 75–78. doi:10.1038/nature17446, arXiv:1605.02358.
- [334] Muñoz-Darias, T. et al., 2017. Flares, wind and nebulae: the 2015 December mini-outburst of V404 Cygni. *MNRAS* 465, L124–L128. doi:10.1093/mnras/1/s1w222, arXiv:1610.08517.
- [335] Muñoz-Darias, T. et al., 2013. The optical counterpart of the bright X-ray transient Swift J1745-26. *MNRAS* 432, 1133–1137. doi:10.1093/mnras/stt532, arXiv:1303.6317.
- [336] Muñoz-Darias, T., Fender, R.P., Motta, S.E., Belloni, T.M., 2014. Black hole-like hysteresis and accretion states in neutron star low-mass X-ray binaries. *MNRAS* 443, 3270–3283. doi:10.1093/mnras/stu1334, arXiv:1407.1318.
- [337] Muñoz-Darias, T., Motta, S., Pawar, D., Belloni, T.M., Campana, S., Bhattacharya, D., 2010. The hard state of black hole candidates: XTEJ1752-223. *MNRAS* 404, L94–L98. doi:10.1111/j.1745-3933.2010.00842.x, arXiv:1003.0477.
- [338] Muno, M.P., Morgan, E.H., Remillard, R.A., 1999. Quasi-periodic Oscillations and Spectral States in GRS 1915+105. *ApJ* 527, 321–340. doi:10.1086/308063.
- [339] Muno, M.P., Remillard, R.A., Morgan, E.H., Waltman, E.B., Dhawan, V., Hjellming, R.M., Pooley, G., 2001. Radio Emission and the Timing Properties of the Hard X-Ray State of GRS 1915+105. *ApJ* 556, 515–532. doi:10.1086/321604, arXiv:astro-ph/0104067.
- [340] Nagata, T. et al., 2003. The Infrared Counterpart of the X-Ray Nova XTE J1720-318. *PASJ* 55, L73–L76. doi:10.1093/pasj/55.6.L73, arXiv:astro-ph/0312012.
- [341] Nakahira, S. et al., 2013. MAXI/GSC discovery of a new soft X-ray transient MAXI J1828-249. *The Astronomer’s Telegram* 5474, 1.
- [342] Nakahira, S. et al., 2010. MAXI GSC Observations of a Spectral State Transition in the Black Hole Candidate XTE J1752-223. *PASJ* 62, L27–L32. doi:10.1093/pasj/62.5.L27, arXiv:1007.0801.
- [343] Narayan, R., Yi, I., 1994. Advection-dominated Accretion: A Self-similar Solution. *ApJ* 428, L13. doi:10.1086/187381, arXiv:astro-ph/9403052.
- [344] Natalucci, L., Fiocchi, M., Bazzano, A., Ubertini, P., Roques, J.P., Jourdain, E., 2015. High Energy Spectral Evolution of V404 Cygni during the 2015 June Outburst as Observed by INTEGRAL. *ApJ* 813, L21. doi:10.1088/2041-8205/813/1/L21, arXiv:1510.03197.
- [345] Natalucci, L. et al., 2014. NuSTAR and INTEGRAL Observations of a Low/Hard State of 1E1740.7-2942. *ApJ* 780, 63. doi:10.1088/0004-637X/780/1/63, arXiv:1310.7870.
- [346] Negoro, H. et al., 2015. MAXI/GSC detection of a new outburst from the Galactic black hole candidate GS 2023+338 (V* V404 Cyg). *The Astronomer’s Telegram* 7646, 1.
- [347] Negoro, H. et al., 2011. MAXI/GSC and Swift/BAT detect a new hard X-ray transient MAXI J1836-194. *The Astronomer’s Telegram* 3611, 1.
- [348] Negoro, H. et al., 2013. MAXI/GSC detection of a possible hard-to-soft state transition in the initial phase of the outburst and further brightening of MAXI J1828-249. *The Astronomer’s Telegram* 5483, 1.
- [349] Negoro, H. et al., 2018. MAXI/GSC observes GRS 1915+105 in the X-ray faintest state in the last 22 years. *The Astronomer’s Telegram* 11828, 1.
- [350] Neilsen, J., Homan, J., Steiner, J.F., Marcel, G., Cackett, E., Remillard, R.A., Gendreau, K., 2020. A NICER View of a Highly Absorbed Flare in GRS 1915+105. *ApJ* 902, 152. doi:10.3847/1538-4357/abb598, arXiv:2010.14512.
- [351] Neilsen, J., Lee, J.C., 2009. Accretion disk winds as the jet suppression mechanism in the microquasar GRS 1915+105. *Nature* 458, 481–484. doi:10.1038/nature07680.
- [352] Nespoli, E., Belloni, T., Homan, J., Miller, J.M., Lewin, W.H.G., Méndez, M., van der Klis, M., 2003. A transient variable 6 Hz QPO from GX 339-4. *A&A* 412, 235–240. doi:10.1051/0004-6361:20031423, arXiv:astro-ph/0309437.
- [353] Nolan, P.L., Matteson, J.L., 1983. A feature in the X-ray spectrum of Cygnus X-1 : a possible position annihilation line. *ApJ* 265, 389–392. doi:10.1086/160683.
- [354] Oates, S. R. et al., 2019. Swift UVOT observations of the 2015 outburst of V404 Cygni. *MNRAS* 488, 4843–4857. doi:10.1093/mnras/stz1998, arXiv:1809.03237.
- [355] O’Brien, K., Clarke, F., Fender, R., Brocksopp, C., Steeghs, D., Hynes, R., Charles, P., 2003. Improved IR (ISAAC/VLT) and radio (ATCA) astrometry of the likely counterpart to XTE J1720-318. *The Astronomer’s Telegram* 117, 1.
- [356] Oda, M., 1977. CygX-1/A candidate of the black hole. *Space Sci. Rev.* 20, 757–813. doi:10.1007/BF02431835.
- [357] Oda, S. et al., 2019. X-ray and optical observations of the black hole candidate MAXI J1828-249. *PASJ* 71, 108. doi:10.1093/pasj/psz091, arXiv:1908.10006.
- [358] Onori, F. et al., 2019. INTEGRAL detection of the new transient MAXI J1631-479. *The Astronomer’s Telegram* 12418, 1.
- [359] Oosterbroek, T. et al., 1996. On the origin of the iron line in GS 2023+338. *A&A* 309, 781–786.
- [360] Orosz, J. A. et al., 2002. Dynamical Evidence for a Black Hole in the Microquasar XTE J1550-564. *ApJ* 568, 845–861. doi:10.1086/338984, arXiv:astro-ph/0112101.
- [361] Orosz, J.A., Remillard, R.A., Bailyn, C.D., McClintock, J.E., 1997. An Optical Precursor to the Recent X-Ray Outburst of the Black Hole Binary GRO J1655-40. *ApJ* 478, L83. doi:10.1086/310553, arXiv:astro-ph/9701098.
- [362] Pahari, M., Gandhi, P., Charles, P.A., Kotze, M.M., Altamirano, D., Misra, R., 2017. Simultaneous optical/X-ray study of GS 1354-64 (=BW Cir) during hard outburst: evidence for optical cyclo-synchrotron emission from the hot accretion flow. *MNRAS* 469, 193–205. doi:10.1093/mnras/stx840, arXiv:1704.00474.
- [363] Paizis, A., Nowak, M., Chaty, S., Chenevez, J., Del Santo, M., Rodriguez, J., Segreto, A., Wilms, J., 2015a. Chandra position of IGR J17454-2919 and discovery of a possible NIR counterpart. *The Astronomer’s Telegram* 7020, 1.
- [364] Paizis, A., Nowak, M., Rodriguez, J., Del Santo, M., Wilms, J., Chaty, S., Ubertini, P., 2011a. A Chandra observation of IGR J17177-3656. *The Astronomer’s Telegram* 3236, 1.
- [365] Paizis, A. et al., 2007. Unveiling the Nature of IGR J17497-2821 Using X-Ray and Near-Infrared Observations. *ApJ* 657, L109–L112. doi:10.

- 1086/513313, arXiv:astro-ph/0611344.
- [366] Paizis, A. et al., 2015b. Investigating the Nature of IGR J17454-2919 Using X-Ray and Near-infrared Observations. *ApJ* 808, 34. doi:10.1088/0004-637X/808/1/34, arXiv:1506.01205.
- [367] Paizis, A. et al., 2011b. Unveiling the Nature of IGR J17177-3656 with X-Ray, Near-infrared, and Radio Observations. *ApJ* 738, 183. doi:10.1088/0004-637X/738/2/183, arXiv:1107.0201.
- [368] Palmer, D.M., Barthelmev, S.D., Cummings, J.R., Gehrels, N., Krimm, H.A., Markwardt, C.B., Sakamoto, T., Tueller, J., 2005. BAT detection of a new gamma ray source SWIFT J1753.5-0127. *The Astronomer's Telegram* 546, 1–+.
- [369] Papitto, A. et al., 2020. The INTEGRAL view of the pulsating hard X-ray sky: from accreting and transitional millisecond pulsars to rotation-powered pulsars and magnetars. *New Astron. Rev.* 91, 101544. doi:10.1016/j.newar.2020.101544, arXiv:2012.01346.
- [370] Parker, M. L. et al., 2015. NuSTAR and Suzaku observations of the hard state in Cygnus X-1: locating the inner accretion disk. *ArXiv e-prints* arXiv:1506.00007.
- [371] Parmar, A.N., Kuulkers, E., Oosterbroek, T., Barr, P., Much, R., Orr, A., Williams, O.R., Winkler, C., 2003. INTEGRAL observations of the black hole candidate H 1743-322 in outburst. *A&A* 411, L421–L425. doi:10.1051/0004-6361:20031140, arXiv:astro-ph/0307474.
- [372] Parsignault, D. R. et al., 1972. Observations of Cygnus X-3 by Uhuru. *Nature Physical Science* 239, 123–125. doi:10.1038/physci239123a0.
- [373] Patruno, A., Maitra, D., Curran, P.A., D'Angelo, C., Fridriksson, J.K., Russell, D.M., Middleton, M., Wijnands, R., 2016. The Re-flares and Outburst Evolution in the Accreting Millisecond Pulsar SAX J1808.4-3658: A Disk Truncated Near Co-Rotation? *ApJ* 817, 100. doi:10.3847/0004-637X/817/2/100, arXiv:1504.05048.
- [374] Péault, M. et al., 2019. Modelling the compact jet in MAXI J1836-194 with disc-driven shocks. *MNRAS* 482, 2447–2458. doi:10.1093/mnras/sty2796, arXiv:1810.06435.
- [375] Pepe, C., Vila, G.S., Romero, G.E., 2015. Lepto-hadronic model for the broadband emission of Cygnus X-1. *A&A* 584, A95. doi:10.1051/0004-6361/201527156, arXiv:1509.08514.
- [376] Pereyra, M., Altamirano, D., Court, J.M.C., Degenaar, N., Wijnands, R., Parikh, A.S., Cúneo, V.A., 2020. Swift/XRT, Chandra, and XMM-Newton observations of IGR J17091-3624 as it returns into quiescence. *MNRAS* 497, 1115–1126. doi:10.1093/mnras/staa2009, arXiv:2007.10487.
- [377] Plotkin, R.M., Markoff, S., Kelly, B.C., Körding, E., Anderson, S.F., 2012. Using the Fundamental Plane of black hole activity to distinguish X-ray processes from weakly accreting black holes. *MNRAS* 419, 267–286. doi:10.1111/j.1365-2966.2011.19689.x, arXiv:1105.3211.
- [378] Ponti, G., Fender, R.P., Begelman, M.C., Dunn, R.J.H., Neilsen, J., Coriat, M., 2012. Ubiquitous equatorial accretion disc winds in black hole soft states. *MNRAS* 422, L11. doi:10.1111/j.1745-3933.2012.01224.x, arXiv:1201.4172.
- [379] Ponti, G., Muñoz-Darias, T., Fender, R.P., 2014. A connection between accretion state and Fe K absorption in an accreting neutron star: black hole-like soft-state winds? *MNRAS* 444, 1829–1834. doi:10.1093/mnras/stu1742, arXiv:1407.4468.
- [380] Pooley, G.G., Fender, R.P., 1997. The variable radio emission from GRS 1915+105. *MNRAS* 292, 925–+. arXiv:arXiv:astro-ph/9708171.
- [381] Pottschmidt, K. et al., 2008. Monitoring the black hole binary GRS 1758-258 with INTEGRAL and RXTE, in: *The 7th INTEGRAL Workshop*, p. 98.
- [382] Pottschmidt, K., Chernyakova, M., Zdziarski, A.A., Lubiński, P., Smith, D.M., Bezayiff, N., 2006a. INTEGRAL and RXTE monitoring of GRS 1758-258 in 2003 and 2004. A transition from the dim soft state to the hard state. *A&A* 452, 285–294. doi:10.1051/0004-6361:20054077, arXiv:astro-ph/0509006.
- [383] Pottschmidt, K. et al., 2003. INTEGRAL-RXTE observations of Cygnus X-1. *A&A* 411, L383–L388. doi:10.1051/0004-6361:20031258, arXiv:arXiv:astro-ph/0309203.
- [384] Pottschmidt, K., Wilms, J., Nowak, M.A., Heindl, W.A., Smith, D.M., Staubert, R., 2000. Temporal evolution of X-ray lags in Cygnus X-1. *A&A* 357, L17–L20.
- [385] Pottschmidt, K., Wilms, J., Nowak, M.A., Larsson, S., Zdziarski, A.A., Pooley, G.G., 2006b. Integral and rxte power spectra of cygnus x-1. *Advances in Space Research* 38, 1350 – 1353. URL: <http://www.sciencedirect.com/science/article/B6V3S-4G94HW2-J/2/1697b8ee980e48ca5574e381b1b923ec>, doi:DOI:10.1016/j.asr.2005.04.032. galactic and Extragalactic Astrophysics.
- [386] Pottschmidt, K. et al., 2003. Long term variability of cyg x-1 (1998 to 2001): I. systematic spectral-temporal correlations in the hard state. *A&A* 407, 1039–1058.
- [387] Poutanen, J., Coppi, P.S., 1998. Unification of Spectral States of Accreting Black Holes. *Physica Scripta Volume T* 77, 57. arXiv:astro-ph/9711316.
- [388] Poutanen, J., Svensson, R., 1996. The Two-Phase Pair Corona Model for Active Galactic Nuclei and X-Ray Binaries: How to Obtain Exact Solutions. *ApJ* 470, 249–+. doi:10.1086/177865, arXiv:arXiv:astro-ph/9605073.
- [389] Poutanen, J., Veledina, A., 2014. Modelling Spectral and Timing Properties of Accreting Black Holes: The Hybrid Hot Flow Paradigm. *Space Science Reviews* 183, 61–85. doi:10.1007/s11214-013-0033-3, arXiv:1312.2761.
- [390] Poutanen, J., Zdziarski, A.A., Ibragimov, A., 2008. Superorbital variability of X-ray and radio emission of Cyg X-1 - II. Dependence of the orbital modulation and spectral hardness on the superorbital phase. *MNRAS* 389, 1427–1438. doi:10.1111/j.1365-2966.2008.13666.x, arXiv:0802.1391.
- [391] Pozanenko, A., Volnova, A., Andreev, M., Romyantsev, V., Shakhovskoy, D., Biryukov, V., Sergeev, A., 2011. GRB 110905A / MAXI J1836-194: optical monitoring. *GRB Coordinates Network* 12411, 1.
- [392] Prat, L., Rodriguez, J., Cadolle Bel, M., Corbel, S., Coriat, M., Goldwurm, A., Kuulkers, E., Tomsick, J., 2009a. Renewed activity from IGR J17098-3628 detected by INTEGRAL/IBIS. *The Astronomer's Telegram* 2003, 1.
- [393] Prat, L. et al., 2009b. The early phase of a H1743-322 outburst observed by INTEGRAL, RXTE, Swift, and XMM/Newton. *A&A* 494, L21–L24. doi:10.1051/0004-6361:200811393, arXiv:0901.0731.
- [394] Prat, L., Rodriguez, J., Pooley, G.G., 2010. Characterizing the Radio-X-ray Connection in GRS 1915+105. *ApJ* 717, 1222–1231. doi:10.1088/0004-637X/717/2/1222, arXiv:1005.3304.
- [395] Punsly, B., Rodriguez, J., 2013. GRS 1915+105 as a Galactic Analog of a Fanaroff-Riley II Quasar. *ApJ* 770, 99. doi:10.1088/0004-637X/770/2/99, arXiv:1304.7795.
- [396] Ratti, E. M. et al., 2012. The black hole candidate XTE J1752-223 towards and in quiescence: optical and simultaneous X-ray-radio observations. *MNRAS* 423, 2656–2667. doi:10.1111/j.1365-2966.2012.21071.x, arXiv:1204.2735.
- [397] Rau, A., Greiner, J., Sudilovsky, V., 2011. GROND observations of MAXI J1836-194. *The Astronomer's Telegram* 3619, 1.
- [398] Rau, A., Knust, F., Kann, D.A., Greiner, J., 2012. Swift J174510.8-262411: GROND discovery of a candidate near-IR counterpart. *The Astronomer's Telegram* 4380, 1.
- [399] Rau, A., Tanga, M., Greiner, J., 2013. MAXI J1828-249: GROND observations of the optical/NIR counterpart. *The Astronomer's Telegram* 5482, 1.
- [400] Rees, M.J., 1988. Tidal disruption of stars by black holes of 10^6 - 10^8 solar masses in nearby galaxies. *Nature* 333, 523–528. doi:10.1038/333523a0.
- [401] Reid, M.J., McClintock, J.E., Steiner, J.F., Steeghs, D., Remillard, R.A., Dhawan, V., Narayan, R., 2014. A Parallax Distance to the Microquasar GRS 1915+105 and a Revised Estimate of its Black Hole Mass. *ApJ* 796, 2. doi:10.1088/0004-637X/796/1/2, arXiv:1409.2453.
- [402] Reis, R. C. et al., 2011. Multistate observations of the Galactic black hole XTE J1752-223: evidence for an intermediate black hole spin. *MNRAS* 410, 2497–2505. doi:10.1111/j.1365-2966.2010.17628.x, arXiv:1009.1154.
- [403] Remillard, R., Bradt, H., Cui, W., Levine, A., Morgan, E., Shirey, B., Smith, D., 1996. GRO J1655-40. *IAU Circ.* 6393, 1.
- [404] Remillard, R., McClintock, J., 2006. X-Ray Properties of Black-Hole Binaries. *Annual Reviews* 44, 49–92. doi:10.1146/annurev.astro.44.051905.092532, arXiv:arXiv:astro-ph/0606352.
- [405] Remillard, R.A., Levine, A.M., Morgan, E.H., Smith, E., Swank, J.,

2003. New Transient, XTE J1730-318. *The Astronomer's Telegram* 113, 1.
- [406] Remillard, R.A., Muno, M.P., McClintock, J.E., Orosz, J.A., 2002. Evidence for Harmonic Relationships in the High-Frequency Quasi-periodic Oscillations of XTE J1550-564 and GRO J1655-40. *ApJ* 580, 1030-1042. doi:10.1086/343791, arXiv:arXiv:astro-ph/0202305.
- [407] Revnivtsev, M., Chernyakova, M., Capitanio, F., Westergaard, N.J., Shoenfelder, V., Gehrels, N., Winkler, C., 2003. *Igr J17464-3213. The Astronomer's Telegram* 132, 1.
- [408] Revnivtsev, M., Sunyaev, R., Gilfanov, M., Churazov, E., 2002. V4641Sgr - A super-Eddington source enshrouded by an extended envelope. *A&A* 385, 904-908. doi:10.1051/0004-6361:20020189, arXiv:astro-ph/0109269.
- [409] Reynolds, M.T., Reis, R.C., Miller, J.M., Cackett, E.M., Degenaar, N., 2014. The quiescent X-ray spectrum of accreting black holes. *MNRAS* 441, 3656-3665. doi:10.1093/mnras/stu832, arXiv:1405.0474.
- [410] Richter, G.A., 1989. V404 Cyg - a Further Outburst in 1956. *Information Bulletin on Variable Stars* 3362, 1.
- [411] Rodi, J., Jourdain, E., Roques, J.P., 2015. Long-term Monitoring of the Black Hole Candidate Swift J1753.5-0127 with INTEGRAL/SPI. *ApJ* 807, 106. doi:10.1088/0004-637X/807/1/106, arXiv:1506.01607.
- [412] Rodi, J., Jourdain, E., Roques, J.P., 2016. Hard X-Ray Tail Discovered in the Clocked Burster GS 1826-238. *ApJ* 817, 101. doi:10.3847/0004-637X/817/2/101, arXiv:1512.05514.
- [413] Rodi, J., Jourdain, E., Roques, J.P., 2017. Timing Analysis of V404 Cyg during Its Brightest Outburst with INTEGRAL/SPI. *ApJ* 848, 3. doi:10.3847/1538-4357/aa89ea, arXiv:1709.01312.
- [414] Rodriguez, J., 2009. Is the ejection of the corona a general phenomenon in microquasars? *PoS Integral08*, 096. doi:10.22323/1.067.0096.
- [415] Rodriguez, J. et al., 2015a. Correlated optical, X-ray, and γ -ray flaring activity seen with INTEGRAL during the 2015 outburst of V404 Cygni. *A&A* 581, L9. doi:10.1051/0004-6361/201527043, arXiv:1507.06659.
- [416] Rodriguez, J., Cadolle Bel, M., Tomsick, J.A., Corbel, S., Brocksopp, C., Paizis, A., Shaw, S.E., Bodaghee, A., 2007. The Discovery Outburst of the X-Ray Transient IGR J17497-2821 Observed with RXTE and ATCA. *ApJ* 655, L97-L100. doi:10.1086/511819, arXiv:arXiv:astro-ph/0611341.
- [417] Rodriguez, J., Chenevez, J., Cangemi, F., Corbel, S., 2019. INTEGRAL and Neil Gehrels Swift observations of GRS 1915+105 during its recent low luminosity hard state may indicate the source is going towards quiescence. *The Astronomer's Telegram* 12755, 1.
- [418] Rodriguez, J., Corbel, S., Caballero, I., Tomsick, J.A., Tzioumis, T., Paizis, A., Cadolle Bel, M., Kuulkers, E., 2011. First simultaneous multi-wavelength observations of the black hole candidate IGR J17091-3624. ATCA, INTEGRAL, Swift, and RXTE views of the 2011 outburst. *A&A* 533, L4. doi:10.1051/0004-6361/201117511, arXiv:1108.0666.
- [419] Rodriguez, J., Corbel, S., Hannikainen, D.C., Belloni, T., Paizis, A., Vilhu, O., 2004. Spectral Properties of Low-Frequency Quasi-periodic Oscillations in GRS 1915+105. *ApJ* 615, 416-421. doi:10.1086/423978, arXiv:arXiv:astro-ph/0407076.
- [420] Rodriguez, J., Corbel, S., Tomsick, J.A., 2003. Spectral Evolution of the Microquasar XTE J1550-564 over Its Entire 2000 Outburst. *ApJ* 595, 1032-1038. doi:10.1086/377478, arXiv:astro-ph/0306227.
- [421] Rodriguez, J., Durouchoux, P., Mirabel, I.F., Ueda, Y., Tagger, M., Yamaoka, K., 2002. Energy dependence of a low frequency QPO in GRS 1915+105. *A&A* 386, 271-279. doi:10.1051/0004-6361:20020218, arXiv:arXiv:astro-ph/0202205.
- [422] Rodriguez, J. et al., 2015b. Spectral State Dependence of the 0.4-2 MeV Polarized Emission in Cygnus X-1 Seen with INTEGRAL/IBIS, and Links with the AMI Radio Data. *ApJ* 807, 17. doi:10.1088/0004-637X/807/1/17.
- [423] Rodriguez, J. et al., 2008a. 2 YEARS of INTEGRAL Monitoring of GRS 1915+105. I. Multiwavelength Coverage with INTEGRAL, RXTE, and the Ryle Radio Telescope. *ApJ* 675, 1436-1448. doi:10.1086/527369, arXiv:0712.0456.
- [424] Rodriguez, J. et al., 2008b. 2 Years of INTEGRAL Monitoring of GRS 1915+105. II. X-Ray Spectro-Temporal Analysis. *ApJ* 675, 1449-1458. doi:10.1086/527372, arXiv:0712.0455.
- [425] Rodriguez, L.F., Mirabel, I.F., Marti, J., 1992. The Radio Counterpart of the Hard X-Ray Source GRS 1758-258. *ApJ* 401, L15. doi:10.1086/186659.
- [426] Romero, G.E., Vieyro, F.L., Chaty, S., 2014. Coronal origin of the polarization of the high-energy emission of Cygnus X-1. *A&A* 562, L7. doi:10.1051/0004-6361/201323316, arXiv:1402.0524.
- [427] Roques, J.P., Jourdain, E., 2019. On the High-energy Emissions of Compact Objects Observed with INTEGRAL SPI: Event Selection Impact on Source Spectra and Scientific Results for the Bright Sources Crab Nebula, GS 2023+338 and MAXI J1820+070. *ApJ* 870, 92. doi:10.3847/1538-4357/aaf1c9, arXiv:1811.06391.
- [428] Roques, J.P., Jourdain, E., Bazzano, A., Fiocchi, M., Natalucci, L., Ubertini, P., 2015. First INTEGRAL Observations of V404 Cygni during the 2015 Outburst: Spectral Behavior in the 20-650 keV Energy Range. *ApJ* 813, L22. doi:10.1088/2041-8205/813/1/L22, arXiv:1510.03677.
- [429] Rupen, M.P., Brocksopp, C., Mioduszewski, A.J., Dhawan, V., Sault, R., Fender, R., Corbel, S., 2003a. XTE J1720-318. *IAU Circ.* 8054, 2.
- [430] Rupen, M.P., Dhawan, V., Mioduszewski, A.J., 2005a. Onset of radio emission in XTE J1818-245. *The Astronomer's Telegram* 589, 1.
- [431] Rupen, M.P., Dhawan, V., Mioduszewski, A.J., 2006a. Confirmation of Radio Counterpart to XTE J1817-330. *The Astronomer's Telegram* 721, 1.
- [432] Rupen, M.P., Dhawan, V., Mioduszewski, A.J., 2006b. Possible Radio Counterpart to XTE J1817-330. *The Astronomer's Telegram* 717, 1.
- [433] Rupen, M.P., Mioduszewski, A.J., Dhawan, V., 2003b. Radio counterpart to IGR J17464-3213 = XTE J17464-3213. *The Astronomer's Telegram* 137, 1.
- [434] Rupen, M.P., Mioduszewski, A.J., Dhawan, V., 2005b. Probable radio counterpart to IGR J17098-3628. *The Astronomer's Telegram* 490, 1.
- [435] Russell, T., Anderson, G., Miller-Jones, J., Degenaar, N., Eijnden, J.v.d., Sivakoff, G.R., Tetarenko, A., 2019. ATCA detects the radio brightening of the X-ray transient MAXI J1348-630. *The Astronomer's Telegram* 12456, 1.
- [436] Russell, T. D. et al., 2015. Radio monitoring of the hard state jets in the 2011 outburst of MAXI J1836-194. *MNRAS* 450, 1745-1759. doi:10.1093/mnras/stv723, arXiv:1503.08634.
- [437] Russell, T.D., Soria, R., Miller-Jones, J.C.A., Curran, P.A., Markoff, S., Russell, D.M., Sivakoff, G.R., 2014a. The accretion-ejection coupling in the black hole candidate X-ray binary MAXI J1836-194. *MNRAS* 439, 1390-1402. doi:10.1093/mnras/stt2498, arXiv:1312.5822.
- [438] Russell, T.D., Soria, R., Motch, C., Pakull, M.W., Torres, M.A.P., Curran, P.A., Jonker, P.G., Miller-Jones, J.C.A., 2014b. The face-on disc of MAXI J1836-194. *MNRAS* 439, 1381-1389. doi:10.1093/mnras/stt2480, arXiv:1312.5821.
- [439] Sala, G., Greiner, J., Ajello, M., Bottacini, E., Haberl, F., 2007. XMM-Newton and INTEGRAL observations of the black hole candidate $\text{jASTROBJ}_{\text{c}}\text{XTE J1817-330}_{\text{i}}\text{/ASTROBJ}_{\text{c}}$. *A&A* 473, 561-568. doi:10.1051/0004-6361:20077360, arXiv:0707.4155.
- [440] Samimi, J. et al., 1979. GX339-4: a new black hole candidate. *Nature* 278, 434-436. doi:10.1038/278434a0.
- [441] Sánchez-Fernández, C., Kajava, J.J.E., Motta, S.E., Kuulkers, E., 2017. Hard X-ray variability of V404 Cygni during the 2015 outburst. *A&A* 602, A40. doi:10.1051/0004-6361/201629620, arXiv:1608.08802.
- [442] Sanna, A. et al., 2019. NICER identification of MAXI J1348-630 as a probable black hole X-ray binary. *The Astronomer's Telegram* 12447, 1.
- [443] Sazonov, S. et al., 2020. The Galactic LMXB Population and the Galactic Centre Region. *New A Rev.* 88, 101536. doi:10.1016/j.newar.2020.101536, arXiv:2006.05063.
- [444] Shahbaz, T., Fender, R., Charles, P.A., 2001. VLT optical observations of V821 Ara(=GX339-4) in an extended "off" state. *A&A* 376, L17-L21. doi:10.1051/0004-6361:20011042, arXiv:astro-ph/0107455.
- [445] Shakura, N.I., Sunyaev, R.A., 1973. Black holes in binary systems. Observational appearance. *A&A* 24, 337-355.
- [446] Shapiro, S.L., Lightman, A.P., Eardley, D.M., 1976. A two-temperature accretion disk model for Cygnus X-1: structure and spectrum. *ApJ* 204, 187-199. doi:10.1086/154162.

- [447] Shaposhnikov, N., Markwardt, C., Swank, J., Krimm, H., 2010. Discovery and Monitoring of a New Black Hole Candidate XTE J1752-223 with RXTE: Rms Spectrum Evolution, Black Hole Mass, and the Source Distance. *ApJ* 723, 1817–1824. doi:10.1088/0004-637X/723/2/1817, arXiv:1008.0597.
- [448] Shaposhnikov, N., Swank, J., Shrader, C.R., Rupen, M., Beckmann, V., Markwardt, C.B., Smith, D.A., 2007. GRO J1655-40: Early Stages of the 2005 Outburst. *ApJ* 655, 434–446. doi:10.1086/509755, arXiv:arXiv:astro-ph/0609757.
- [449] Shaposhnikov, N., Titarchuk, L., 2007. Determination of Black Hole Mass in Cygnus X-1 by Scaling of Spectral Index-QPO Frequency Correlation. *ApJ* 663, 445–449. doi:10.1086/518110, arXiv:arXiv:astro-ph/0703441.
- [450] Shaw, A. W. et al., 2016. A low-luminosity soft state in the short-period black hole X-ray binary Swift J1753.5-0127. *MNRAS* 458, 1636–1644. doi:10.1093/mnras/stw417, arXiv:1602.05816.
- [451] Shaw, S. E. et al., 2005. INTEGRAL observations of XTE J1818-245. *The Astronomer's Telegram* 583, 1.
- [452] Siegert, T. et al., 2016. Positron annihilation signatures associated with the outburst of the microquasar V404 Cygni. *Nature* 531, 341–343. doi:10.1038/nature16978, arXiv:1603.01169.
- [453] Sivakoff, G.R., Bahramian, A., Altamirano, D., Beardmore, A.P., Kuulkers, E., Motta, S., 2015. Swift XRT observations indicates the end of the V404 Cyg 2015 outburst in early August. *The Astronomer's Telegram* 7959, 1.
- [454] Smith, D.A., 1998. XTE J1550-564. *IAU Circ.* 7008, 1.
- [455] Smith, D.M., Heindl, W.A., Swank, J.H., 2002a. Orbital and Superorbital Periods of 1E 1740.7-2942 and GRS 1758-258. *ApJ* 578, L129–L132. doi:10.1086/344701, arXiv:astro-ph/0209255.
- [456] Smith, D.M., Heindl, W.A., Swank, J.H., 2002b. Two Different Long-Term Behaviors in Black Hole Candidates: Evidence for Two Accretion Flows? *ApJ* 569, 362–380. doi:10.1086/339167, arXiv:astro-ph/0103304.
- [457] Sobczak, G.J., McClintock, J.E., Remillard, R.A., Cui, W., Levine, A.M., Morgan, E.H., Orosz, J.A., Bailyn, C.D., 2000. Correlations between Low-Frequency Quasi-periodic Oscillations and Spectral Parameters in XTE J1550-564 and GRO J1655-40. *ApJ* 531, 537–545. doi:10.1086/308463, arXiv:arXiv:astro-ph/9910519.
- [458] Soldi, S. et al., 2006. IGR J17497-2821: a new hard X-ray transient detected by INTEGRAL. *The Astronomer's Telegram* 885, 1.
- [459] Soleri, P., Belloni, T., Casella, P., 2008. A transient low-frequency quasi-periodic oscillation from the black hole binary GRS 1915+105. *MNRAS* 383, 1089–1102. doi:10.1111/j.1365-2966.2007.12596.x, arXiv:0710.3030.
- [460] Soleri, P. et al., 2013. A complex state transition from the black hole candidate Swift J1753.5-0127. *MNRAS* 429, 1244–1257. doi:10.1093/mnras/sts405, arXiv:1211.3537.
- [461] Steeghs, D., McClintock, J.E., Parsons, S.G., Reid, M.J., Littlefair, S., Dhillon, V.S., 2013. The Not-so-massive Black Hole in the Microquasar GRS1915+105. *ApJ* 768, 185. doi:10.1088/0004-637X/768/2/185, arXiv:1304.1808.
- [462] Steeghs, D., Torres, M.A.P., Pych, W., Thompson, I., 2005. Optical counterpart candidate to XTE J1818-245. *The Astronomer's Telegram* 585, 1.
- [463] Still, M., Gehrels, N., Steeghs, D., Torres, M.A.P., Godet, O., Brockopp, C., 2005. Swift localization of XTE J1818-245. *The Astronomer's Telegram* 588, 1.
- [464] Stirling, A.M., Spencer, R.E., de la Force, C.J., Garrett, M.A., Fender, R.P., Ogle, R.N., 2001. A relativistic jet from Cygnus X-1 in the low/hard X-ray state. *MNRAS* 327, 1273–1278. doi:10.1046/j.1365-8711.2001.04821.x, arXiv:astro-ph/0107192.
- [465] Strohmayer, T.E., 2001. Discovery of a Second High-Frequency Quasi-periodic Oscillation from the Microquasar GRS 1915+105. *ApJ* 554, L169–L172. doi:10.1086/321720, arXiv:arXiv:astro-ph/0105338.
- [466] Strohmayer, T.E., Smith, E.A., 2011. RXTE Observations of MAXI J1836-194. *The Astronomer's Telegram* 3618, 1.
- [467] Sturmer, S.J., Shrader, C.R., 2005. XTE J1550-564: INTEGRAL Observations of a Failed Outburst. *ApJ* 625, 923–930. doi:10.1086/429815, arXiv:astro-ph/0502498.
- [468] Sunyaev, R. et al., 1991a. Three Spectral States of 1E 1740.7-2942: From Standard Cygnus X-1 Type Spectrum to the Evidence of Electron-Positron Annihilation Feature. *ApJ* 383, L49. doi:10.1086/186238.
- [469] Sunyaev, R. et al., 1991b. Two hard X-ray sources in 100 square degrees around the Galactic Center. *A&A* 247, L29–L32.
- [470] Sunyaev, R.A., Titarchuk, L.G., 1980. Comptonization of X-rays in plasma clouds. Typical radiation spectra. *A&A* 500, 167–184.
- [471] Svoboda, J., Guainazzi, M., Merloni, A., 2017. AGN spectral states from simultaneous UV and X-ray observations by XMM-Newton. *A&A* 603, A127. doi:10.1051/0004-6361/201630181, arXiv:1704.07268.
- [472] Szostek, A., Zdziarski, A.A., McCollough, M.L., 2008. A classification of the X-ray and radio states of Cyg X-3 and their long-term correlations. *MNRAS* 388, 1001–1010. doi:10.1111/j.1365-2966.2008.13479.x, arXiv:0803.2217.
- [473] Tanaka, Y., 1989. Black-Holes in X-Ray Binaries - X-Ray Properties of the Galactic Black-Hole Candidates, in: Hunt, J., Battrick, B. (Eds.), *Two Topics in X-Ray Astronomy, Volume 1: X Ray Binaries. Volume 2: AGN and the X Ray Background*, volume 1 of *ESA Special Publication*. p. 3.
- [474] Tanaka, Y., Lewin, W.H.G., 1995. Black hole binaries. , 126–174.
- [475] Tananbaum, H., Gursky, H., Kellogg, E., Giacconi, R., Jones, C., 1972. Observation of a Correlated X-Ray Transition in Cygnus X-1. *ApJ* 177, L5+. doi:10.1086/181042.
- [476] Tendulkar, S.P., Bachetti, M., Tomsick, J.A., Chenevez, J., Harrison, F., 2014. Hard X-ray spectral and timing properties of IGR J17454-2919 consistent with a black hole in the hard state. *The Astronomer's Telegram* 6574, 1.
- [477] Tetarenko, A.J., Rosolowsky, E.W., Miller-Jones, J.C.A., Sivakoff, G.R., 2020. Jet-ISM interactions near the microquasars GRS 1758-258 and 1E 1740.7-2942. *MNRAS* 497, 3504–3524. doi:10.1093/mnras/staa2175, arXiv:2007.11085.
- [478] Tingay, S. J. et al., 1995. Relativistic motion in a nearby bright X-ray source. *Nature* 374, 141–143. doi:10.1038/374141a0.
- [479] Tominaga, M. et al., 2020. Discovery of the Black Hole X-Ray Binary Transient MAXI J1348-630. *ApJ* 899, L20. doi:10.3847/2041-8213/abaaaa, arXiv:2004.03192.
- [480] Tomsick, J.A., Corbel, S., 2014. Swift/XRT Observation of MAXI J1828-249 in the Hard State. *The Astronomer's Telegram* 5886, 1.
- [481] Tomsick, J.A., Corbel, S., Fender, R., Miller, J.M., Orosz, J.A., Tzioumis, T., Wijnands, R., Kaaret, P., 2003. X-Ray Jet Emission from the Black Hole X-Ray Binary XTE J1550-564 with Chandra in 2000. *ApJ* 582, 933–944. doi:10.1086/344703, arXiv:astro-ph/0210399.
- [482] Tomsick, J.A., DelSanto, M., Belloni, T., 2012. Swift J174510.8-262411 exhibits X-ray properties of a black hole transient in the hard state. *The Astronomer's Telegram* 4393, 1.
- [483] Tomsick, J. A. et al., 2014. The Reflection Component from Cygnus X-1 in the Soft State Measured by NuSTAR and Suzaku. *ApJ* 780, 78. doi:10.1088/0004-637X/780/1/78, arXiv:1310.3830.
- [484] Tomsick, J. A. et al., 2018. Alternative Explanations for Extreme Supersolar Iron Abundances Inferred from the Energy Spectrum of Cygnus X-1. *ApJ* 855, 3. doi:10.3847/1538-4357/aaaab1, arXiv:1801.07267.
- [485] Torres, M.A.P., Steeghs, D., Jonker, P.G., Luhman, K., McClintock, J.E., Garcia, M.R., 2006. The Optical Counterpart to XTE J1817-330. *The Astronomer's Telegram* 733, 1.
- [486] Trushkin, S.A., Nizhelskij, N.A., Zhekanis, G.V., 2011. First radio light curve of MAXIJ1836-194 at 4.8 GHz with RATAN-600. *The Astronomer's Telegram* 3656, 1.
- [487] Tucker, M. A. et al., 2018. ASASSN-18ey: The Rise of a New Black Hole X-Ray Binary. *ApJ* 867, L9. doi:10.3847/2041-8213/aae88a, arXiv:1808.07875.
- [488] Uttley, P., Klein-Wolt, M., 2015. The remarkable timing properties of a 'hypersoft' state in GRO J1655-40. *Monthly Notices of the Royal Astronomical Society* 451, 475–485. doi:10.1093/mnras/stv978, arXiv:1504.08313.
- [489] van den Heuvel, E.P.J., 1992. Endpoints of stellar evolution: the incidence of stellar mass black holes in the Galaxy. *Environment Observation and Climate Modelling Through International Space Projects*.
- [490] van den Heuvel, E.P.J., Portegies Zwart, S.F., de Mink, S.E., 2017. Forming short-period Wolf-Rayet X-ray binaries and double black holes through stable mass transfer. *MNRAS* 471, 4256–4264. doi:10.1093/

- mnras/stx1430*, *arXiv:1701.02355*.
- [491] van der Klis, M., 1996. Low-Mass X-ray Binaries - Recent Developments, in: van Paradijs, J., van den Heuvel, E.P.J., Kuulkers, E. (Eds.), *Compact Stars in Binaries*, volume 165 of *IAU Symposium*. p. 301.
- [492] van der Klis, M., 1997. Rapid X-ray variability in galactic black hole candidates. *Advances in Space Research* 19, 75–84. doi:10.1016/S0273-1177(97)00040-9.
- [493] van der Klis, M., 2005. Comparing Black Hole and Neutron Star Variability. *Ap&SS* 300, 149–157. doi:10.1007/s10509-005-1179-6.
- [494] van Kerkwijk, M. H. et al., 1992. Infrared helium emission lines from Cygnus X-3 suggesting a Wolf-Rayet star companion. *Nature* 355, 703–705. doi:10.1038/355703a0.
- [495] van Oss, R.F., Belyanin, A.A., 1995. Annihilation lines from black hole candidates. *A&A* 302, 154.
- [496] Veledina, A., Gandhi, P., Hynes, R., Kajava, J.J.E., Tsygankov, S.S., Revnivtsev, M.G., Durant, M., Poutanen, J., 2017. Expanding hot flow in the black hole binary SWIFT J1753.5-0127: evidence from optical timing. *MNRAS* 470, 48–59. doi:10.1093/mnras/stx1207, *arXiv:1611.04401*.
- [497] Vilhu, O., Hakala, P., Hannikainen, D.C., McCollough, M., Koljonen, K., 2009. Orbital modulation of X-ray emission lines in Cygnus X-3. *A&A* 501, 679–686. doi:10.1051/0004-6361/200811293, *arXiv:0904.3967*.
- [498] Walter, R., Xu, M., 2017. Observations of Cygnus X-1 in the MeV band by the INTEGRAL imager. *A&A* 603, A8. doi:10.1051/0004-6361/201629347, *arXiv:1706.07962*.
- [499] Walton, D., Harrison, F., Forster, K., Jonker, P., Tomsick, J., Gandhi, P., Altamirano, D., 2015. NuSTAR Observation of V404 Cyg During/After Decline. *The Astronomer's Telegram* 7752, 1.
- [500] Walton, D. J. et al., 2017. Living on a Flare: Relativistic Reflection in V404 Cyg Observed by NuSTAR during Its Summer 2015 Outburst. *ApJ* 839, 110. doi:10.3847/1538-4357/aa67e8, *arXiv:1609.01293*.
- [501] Wardziński, G., Zdziarski, A.A., 2001. Effects of non-thermal tails in Maxwellian electron distributions on synchrotron and Compton processes. *MNRAS* 325, 963–971. doi:10.1046/j.1365-8711.2001.04387.x, *arXiv:astro-ph/0102035*.
- [502] Wardziński, G., Zdziarski, A.A., Gierliński, M., Grove, J.E., Jahoda, K., Johnson, W.N., 2002. X-ray and γ -ray spectra and variability of the black hole candidate GX 339-4. *MNRAS* 337, 829–839. doi:10.1046/j.1365-8711.2002.05914.x, *arXiv:astro-ph/0207598*.
- [503] Webster, B.L., Murdin, P., 1972. Cygnus X-1-a Spectroscopic Binary with a Heavy Companion? *Nature* 235, 37–38. doi:10.1038/235037a0.
- [504] Wilms, J., Nowak, M.A., Pottschmidt, K., Pooley, G.G., Fritz, S., 2006. Long term variability of Cygnus X-1. IV. Spectral evolution 1999-2004. *A&A* 447, 245–261. doi:10.1051/0004-6361:20053938, *arXiv:arXiv:astro-ph/0510193*.
- [505] Wilms, J., Pottschmidt, K., Pooley, G.G., Nowak, M.A., Markoff, S., Kreykenbohm, I., 2007. Correlated radio-x-ray variability of galactic black holes: A radio-x-ray flare in cygnus x-1. *ApJ* 663, L97–L100.
- [506] Yang, J., Paragi, Z., Corbel, S., Gurvits, L.L., Campbell, R.M., Brockspoll, C., 2011. Transient relativistic ejections and stationary core in XTE J1752-223. *MNRAS* 418, L25–L29. doi:10.1111/j.1745-3933.2011.01136.x, *arXiv:1108.3492*.
- [507] Yaqoob, T., 2012. The nature of the Compton-thick X-ray reprocessor in NGC 4945. *MNRAS* 423, 3360–3396. doi:10.1111/j.1365-2966.2012.21129.x, *arXiv:1204.4196*.
- [508] Yatabe, F. et al., 2019. MAXI/GSC discovery of a new X-ray transient MAXI J1348-630. *The Astronomer's Telegram* 12425, 1.
- [509] Yoshikawa, A., Yamada, S., Nakahira, S., Matsuoka, M., Negoro, H., Mihara, T., Tamagawa, T., 2015. Repeated short-term spectral softening in the low/hard state of the Galactic black hole candidate Swift J1753.5-0127. *PASJ* 67, 11. doi:10.1093/pasj/psu140, *arXiv:1503.01238*.
- [510] Younes, G., 2015. Fermi Gamma-ray Burst Monitor triggers bn150615791 and bn150615798 are not GRBs. *GRB Coordinates Network* 17932, 1.
- [511] Yungelson, L.R., Lasota, J.P., Nelemans, G., Dubus, G., van den Heuvel, E.P.J., Dewi, J., Portegies Zwart, S., 2006. The origin and fate of short-period low-mass black-hole binaries. *A&A* 454, 559–569. doi:10.1051/0004-6361:20064984, *arXiv:astro-ph/0604434*.
- [512] Zanin, R., Fernández-Barral, A., de Oña Wilhelmi, E., Aharonian, F., Blanch, O., Bosch-Ramon, V., Galindo, D., 2016. Gamma rays detected from Cygnus X-1 with likely jet origin. *A&A* 596, A55. doi:10.1051/0004-6361/201628917, *arXiv:1605.05914*.
- [513] Zdziarski, A.A., Gierliński, M., 2004. Radiative Processes, Spectral States and Variability of Black-Hole Binaries. *Progress of Theoretical Physics Supplement* 155, 99–119. doi:10.1143/PTPS.155.99, *arXiv:astro-ph/0403683*.
- [514] Zdziarski, A.A., Lubiniński, P., Sikora, M., Mikołajewska, J., Wardziński, G., Smith, D.M., Harmon, B.A., Kitamoto, S., 2004. GX 339-4: the distance, state transitions, hysteresis and spectral correlations. *MNRAS* 351, 791–807. doi:10.1111/j.1365-2966.2004.07830.x, *arXiv:arXiv:astro-ph/0402380*.
- [515] Zdziarski, A.A., Lubiniński, P., Sikora, M., 2012a. The MeV spectral tail in Cyg X-1 and optically thin emission of jets. *MNRAS* 423, 663–675. doi:10.1111/j.1365-2966.2012.20903.x, *arXiv:1203.2469*.
- [516] Zdziarski, A.A., Maitra, C., Frankowski, A., Skinner, G.K., Misra, R., 2012b. Energy-dependent orbital modulation of X-rays and constraints on emission of the jet in Cyg X-3. *MNRAS* 426, 1031–1042. doi:10.1111/j.1365-2966.2012.21635.x, *arXiv:1205.4402*.
- [517] Zdziarski, A.A., Malyshev, D., Chernyakova, M., Pooley, G.G., 2017. High-energy gamma-rays from Cyg X-1. *MNRAS* 471, 3657–3667. doi:10.1093/mnras/stx1846, *arXiv:1607.05059*.
- [518] Zdziarski, A. A. et al., 2018. A comprehensive study of high-energy gamma-ray and radio emission from Cyg X-3. *MNRAS* 479, 4399–4415. doi:10.1093/mnras/sty1618, *arXiv:1804.07460*.
- [519] Zdziarski, A.A., Mikołajewska, J., Belczynski, K., 2013. Cyg X-3: a low-mass black hole or a neutron star. *MNRAS* 429, L104–L108. doi:10.1093/mnras1/sls035, *arXiv:1208.5455*.
- [520] Zdziarski, A.A., Misra, R., Gierliński, M., 2010. Compton scattering as the explanation of the peculiar X-ray properties of Cyg X-3. *MNRAS* 402, 767–775. doi:10.1111/j.1365-2966.2009.15942.x, *arXiv:0905.1086*.
- [521] Zdziarski, A.A., Pjanka, P., Sikora, M., Stawarz, Ł., 2014. Jet contributions to the broad-band spectrum of Cyg X-1 in the hard state. *MNRAS* 442, 3243–3255. doi:10.1093/mnras/stu1009, *arXiv:1403.4768*.
- [522] Zdziarski, A.A., Poutanen, J., Paciesas, W.S., Wen, L., 2002. Understanding the Long-Term Spectral Variability of Cygnus X-1 with Burst and Transient Source Experiment and All-Sky Monitor Observations. *ApJ* 578, 357–373. doi:10.1086/342402, *arXiv:arXiv:astro-ph/0204135*.
- [523] Zhang, G. B. et al., 2019. Bright Mini-outburst Ends the 12 yr Long Activity of the Black Hole Candidate Swift J1753.5-0127. *ApJ* 876, 5. doi:10.3847/1538-4357/ab12dd, *arXiv:1903.09455*.
- [524] Zhang, L. et al., 2020. Re-brightening and decaying of MAXI J1348-630 as observed with NICER. *The Astronomer's Telegram* 13465, 1.
- [525] Zhang, S. et al., 2011. Swift/XRT follow-up observation on IGR J17177-3656 at soft X-rays. *The Astronomer's Telegram* 3226, 1.
- [526] Zhang, S.N., Harmon, B.A., Paciesas, W.S., Wilson, C.A., Fishman, G.J., 1994. X-Ray Nova in Scorpius. *IAU Circ.* 6106, 1.
- [527] Zhao, X. et al., 2021. Re-estimating the Spin Parameter of the Black Hole in Cygnus X-1. *ApJ* 908, 117. doi:10.3847/1538-4357/abbc6, *arXiv:2102.09093*.