

Carbonaceous sulfur hydride system: the strong-coupled room-temperature superconductor with a low value of Ginzburg-Landau parameter

I. A. Wrona⁽¹⁾, M. Kostrzewa⁽¹⁾, K. A. Krok⁽¹⁾, A. P. Durajski⁽²⁾, and R. Szczęśniak^(1,2)

¹ *Division of Theoretical Physics, Jan Długosz University in Częstochowa, Ave. Armii Krajowej 13/15, 42-200 Częstochowa, Poland and*

² *Division of Physics, Częstochowa University of Technology, Ave. Armii Krajowej 19, 42-200 Częstochowa, Poland*

The superconducting state in Carbonaceous Sulfur Hydride (C-S-H) system is characterized by the record-high critical temperature of 288 K experimentally observed at ~ 267 GPa. Herein, we determined the properties of the C-S-H superconducting phase within the scope of both classical Eliashberg equations (CEE) and the Eliashberg equations with vertex corrections (VCEE). We took into account the scenarios pertinent to either the intermediate or the high value of electron-phonon coupling constant ($\lambda \sim 0.75$ or $\lambda \sim 3.3$, respectively). The scenario for the intermediate value, however, cannot be actually realized due to the anomalously high value of logarithmic phonon frequency ($\omega_{\text{ln}}/k_B = 7150$ K) it would require. On the other hand, we found it possible to reproduce correctly the value of T_C and other thermodynamic quantities in the case of strong coupling. However, the vertex corrections lower the order parameter values within the range from ~ 50 K to ~ 275 K. For the upper critical field $H_{C2} \sim 27$ T, the Ginzburg-Landau parameter κ is of the order of 1.7. This correlates well with the sharp drop of resistance observed by Hirsch and Marsiglio at the critical temperature. The strong-coupling scenario for C-S-H system is also suggested by the high values of λ estimated for H_3S ($\lambda \sim 2.1$, $\kappa \sim 1.5$), LaH_{10} ($\lambda \sim 2.8$ - 3.9 , $\kappa \sim 1.6$), and YH_6 ($\lambda \sim 1.7$, $\kappa \sim 1.3$) compounds.

According to the Ashcroft thesis from 1968 [1], hydrogen exposed to extremely high pressure should turn into metal and become the high-temperature superconductor. However, due to the metalization pressure greater than 500 GPa, these predictions have not been verified experimentally yet [2, 3]. In 2004, Ashcroft pointed to the possibility of obtaining stable structures with properties similar to the metallic hydrogen, but achieved at significantly lower pressure, by adding atoms of heavier elements to hydrogen and inducing the effect of chemical pre-compression [4]. The first experiment confirming these theoretical predictions [5] was conducted for H_3S compound, which electrical resistance drops to zero at 203 K under the pressure of 155 GPa [6, 7]. This discovery led to the increase of interest in hydrogen-rich compounds, resulting in many theoretical papers. The most distinctive compounds described later are: YH_{10} ($T_C = 326$ K, 250 GPa) [8], LaH_{10} ($T_C = 288$ K, 200 GPa) [9], ThH_{10} ($T_C = 241$ K, 100 GPa) [10], and ScH_9 ($T_C = 233$ K, 300 GPa) [11]. Among the above systems, ThH_{10} and LaH_{10} have been experimentally tested with the result: $[T_C]_{\text{ThH}_{10}} = 161$ K (175 GPa) [12] and $[T_C]_{\text{LaH}_{10}} = 250$ - 260 K (170-200 GPa) [13, 14].

The latest experimental data obtained for the C-S-H system under the pressure of 267 ± 10 GPa prove the existence of the superconducting state characterized by the record-high value of critical temperature ($T_C = 287.7 \pm 1.2$ K). This temperature noticeably exceeds the superconducting transition temperature obtained for the H_3S [6, 7] and the LaH_{10} [13, 14] compounds. The C-S-H system exhibits superconducting properties over a wide range of pressure, from about 140 GPa to about 275 GPa. For the lowest pressure, the critical temperature is equal to 147 K and then in-

creases gradually. Near the pressure of 225 GPa, the characteristic inflection of $T_C(p)$ is observed, which may be related to the structural transition. Above the pressure of 225 GPa, the increase in critical temperature is very fast. The maximum value of $T_C \sim 288$ K was observed at the pressure of ~ 267 GPa [15].

It is suspected that the superconducting state in the C-S-H system is induced by the electron-phonon interaction, as in the strongly-coupled systems H_3S ($[\lambda]_{\text{H}_3\text{S}} \sim 2$) [5, 16] and LaH_{10} ($[\lambda]_{\text{LaH}_{10}} \sim 3$) [8, 17]. The above hypothesis is in line with the recent results obtained with help of DFT calculations. In particular, Hu *et. al* [18] showed that the enhancement of electron-phonon coupling can be induced in compounds such as $\text{C}_1\text{S}_{15}\text{H}_{48}$ and $\text{C}_1\text{S}_{17}\text{H}_{54}$ by replacing a small amount of sulfur atoms with carbon. At the same time, this results in the higher averaged phonon frequency, which increases with pressure. As a result, the critical temperature reaches the value of the room temperature at 270 GPa. Additionally, the calculations of critical temperature of both $\text{C}_1\text{S}_{15}\text{H}_{48}$ and $\text{C}_1\text{S}_{17}\text{H}_{54}$, regarded as the function of pressure, are in good agreement with the experimental data [15]. However, according to the Hirsch and Marsiglio's observation [19], confirmed also by Dogan and Cohen [20], the sharp change in C-S-H resistance at superconducting transition [15] may indicate that the recorded results mirror some physical mechanisms not related to the superconductivity. Worse still, the same argument can be given for compounds such as H_3S and LaH_{10} .

The aim of the presented work is the thorough analysis of Hirsch and Marsiglio's argument on the basis of correctly determined thermodynamic properties of the C-S-H, H_3S , LaH_{10} , and YH_6 compounds. Let us begin with introducing the reasoning adopted by these authors.

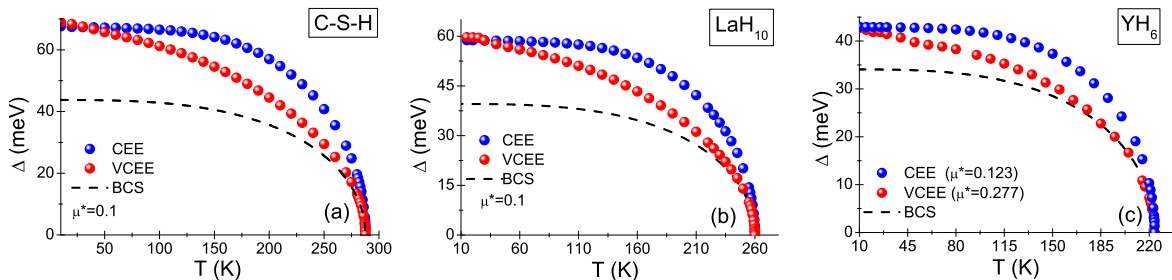


FIG. 1: The order parameter as a function of temperature for C-S-H, LaH₁₀ and YH₆ systems, respectively. The results were obtained from the classical Eliashberg equations (CEE) and the Eliashberg equations with vertex corrections (VCEE). The colored spheres represent the numerical data. The dashed lines are the BCS predictions.

Snider *et. al* [15], apart from finding the critical temperature of the C-S-H system, estimated also the upper critical field H_{C2} . It was shown within the Ginzburg-Landau (GL) approach that $H_{C2}(0) = 61.88$ T, with the Pippard coherence length of $\zeta(0) = 2.31$ nm. For the conventional Werthamer-Helfand-Hohenberg (WHH) approach (the dirty limit), the value of $H_{C2}(0) = 85.34$ T was extrapolated from the slope of the H - T curve as: $H_{C2}(0) = 0.693T_C \left| \frac{dH_{C2}}{dT} \right|_{T=T_C}$. The coherence length $\zeta(0)$ is equal to 1.96 nm in this case. For both the GL and the WHH models, the coherence length was calculated from the formula: $\zeta(0) = [\phi_0/2\pi H_{C2}(0)]^{1/2}$, where $\phi_0 = h/2e = 2.068 \cdot 10^{-15}$ Wb is the flux quantum. Hirsch and Marsiglio noticed [19] that the value of the London penetration depth ($\lambda_L(0) = 3.8$ nm [15]) was calculated incorrectly. The correctly made estimation of $\lambda_L(0)$ within the GL and BCS model gives 113 nm. This may suggest that C-S-H is the strongly type-II superconductor with the Ginzburg-Landau parameter $\kappa = \lambda_L(0)/\zeta(0)$ of ~ 50 . Therefore it can be placed between the cuprate superconductors ($\kappa \sim 100$) and MgB₂ ($\kappa \sim 28$). If so, the sharp drop in resistance observed at the critical temperature cannot be related to superconducting transition, because such a drop in resistance exhibited by the strongly type-II superconductors is evidently milder - especially in the external magnetic field - see for example the data reported for MgB₂ [21], YBCO [22], or NbN [23].

In the following paragraphs, we report our results to show that Hirsch and Marsiglio's argument is incorrect due to the fact that their calculations [19] were carried out by using the weak-coupling model.

Firstly, we proved that the C-S-H system belongs to the group of superconductors with the high value of coupling constant λ . Hence it follows that its thermodynamic properties can be correctly reproduced within the Eliashberg formalism (the strong-coupling approach) [24–27] (Suppl. I and Suppl. II). Secondly, taking into account the observed sharp drop in C-S-H resistance at the critical temperature, it was assumed that the superconducting phase of the discussed system is characterized by the low value of the Ginzburg-Landau parameter. It should be noted that this scenario is in line with predictions of the Eliashberg formalism.

The thermodynamic properties of the C-S-H system in the superconducting state were calculated for both the intermediate-coupling ($\lambda = 0.75$) and the strong-coupling ($\lambda = 3.26$) approach (Suppl. III and Suppl. IV). The logarithmic phonon frequency ω_{ln} was estimated using the formula [28]: $R_\Delta = 3.53 \left[1 + 12.5 [T_C/\omega_{ln}]^2 \ln(\omega_{ln}/2T_C) \right]$. The dimensionless ratio R_Δ was calculated within the Eliashberg approach (see Tab. I in Suppl. III). The critical temperature $T_C = 287.7$ K was taken from the experiment [15]. For the intermediate coupling, we obtained $\omega_{ln}/k_B = 7150$ K. This anomalously high value precludes the scenario of the intermediate (or weak) electron-phonon coupling in the case of the C-S-H system. In the strong-coupling case, the ratio ω_{ln}/k_B is equal to 1130 K. Similar values of ω_{ln}/k_B (800-1600 K) were obtained also for the H₂S, H₃S, LaH₁₀, and YH₆ compounds (Suppl. V). Please note the parameter $r = k_B T_C/\omega_{ln}$, which characterizes retardation and strong-coupling effects. The value of r equals 0.04 for $\lambda = 0.75$ (in the BCS limit $r = 0$), and it reaches 0.25 in the case of strong-coupling. Thus the deviation from the prediction of BCS theory is clearly visible.

The upper critical field at zero Kelvin was estimated by the formula [26]: $H_{C2}(0) = \eta(T_C) h_{C2}(0)$, where the coefficient $\eta(T_C) = T_C \left| \frac{dH_{C2}(T)}{dT} \right|_{T=T_C}$ was calculated on the basis of experimental data [15]. We identified the value of $h_{C2}(0)$ in the clean (*cl*) and dirty (*di*) limit. In the *cl* case, the formula for $h_{C2}(0)$ takes the form [26]: $h_{C2}^{cl}(0) = 0.727 \left[1 - 2.7 [T_C/\omega_{ln}]^2 \ln(\omega_{ln}/20T_C) \right]$. For the dirty limit, two expressions were given [26], that represent the limits within which the experimental data should fall: $h_{C2}^{di(1)}(0) = 0.69 \left[1 - 1.5T_C/\omega_{ln} + 2 [T_C/\omega_{ln}]^2 \ln(\omega_{ln}/0.8T_C) \right]$, and $h_{C2}^{di(2)}(0) = 0.69 \left[1 - T_C/\omega_{ln} + 3.2 [T_C/\omega_{ln}]^2 \ln(\omega_{ln}/30T_C) \right]$. We obtained the results which are collected in Tab. I. It is clearly visible that, for the intermediate coupling, the theoretical values of upper critical field ($H_{C2}^{di(1)}(0) = 80.79$ T and $H_{C2}^{di(2)}(0) = 81.47$ T) agree qualitatively with the Snider's data: $H_{C2}(0) = 85.34$ T (the WHH approach). This result should not come as

TABLE I: The values of upper critical field for the C-S-H system in the superconducting state ($p = 267$ GPa). Results obtained by using the CEE model for the intermediate-coupling and the strong-coupling cases.

λ	ω_{ln}/k_B (K)	$h_{C_2}^{cl}(0)$	$H_{C_2}^{cl}(0)$ (T)	$h_{C_2}^{di(1)}(0)$	$H_{C_2}^{di(1)}(0)$ (T)	$h_{C_2}^{di(2)}(0)$	$H_{C_2}^{di(2)}(0)$ (T)
0.75	7150.5	0.72631	89.44	0.65603	80.79	0.66157	81.47
3.26	1130.5	0.93388	115	0.56886	70.0	0.22370	27.5

a surprise, because in the case of intermediate coupling, the Eliashberg equations give results comparable to the BCS mean-field theory and related phenomenological models. However, as we already mentioned, the method of estimating the upper critical field based on the intermediate-coupling approach should be rejected due to the required anomalously high value of logarithmic phonon frequency. In the strong-coupling limit, the upper critical field computed for the cl case has a very high value of 115 T. It is hard to suppose, however, that this case would take place in such a complex system as C-S-H. In the dirty limit, the Eliashberg theory predicts a wide range of upper critical field, from ~ 27.5 T to ~ 70 T. The computed values of the Pippard coherence length $\zeta(0)$, the London penetration depth $\lambda_L(0) = 1935(\Delta(0)\zeta(0))^{-3/2}(m_e/m_e^*)$ [19], and the Ginzburg-Landau parameter κ are gathered in Tab. II. The sharp change in resistance observed experimentally for C-S-H at the transition temperature strongly suggests that, for the system in question, one should take into account the low value of Ginzburg-Landau parameter of the order of 4 (Tab. II). Finally, the Ginzburg-Landau parameter for the Eliashberg approach can also be calculated directly from the formula [26]: $\kappa = 1.2 \left[1 + 2.3 [T_C/\omega_{\text{ln}}]^2 \ln(\omega_{\text{ln}}/0.2T_C) \right]$. In this case, for the value of λ befitting the strong-coupling, we get $\kappa = 1.73$. The above result correlates well with $\kappa \sim 4$ obtained within the more qualitative approach.

The presented analysis of C-S-H properties is consistent with theoretical results based on the DFT method applied to the $C_1S_{15}H_{48}$ and $C_1S_{17}H_{54}$ systems [18]. Additionally, it should be kept in mind that in all hydrogen-rich systems with high T_C , only the scenario of strong-coupling has been realized so far (Suppl. V). For example, the electron-phonon coupling constant λ is of the order of 2-3 in the case of LaH_{10} [17, 29] (Suppl. VI), and it was found to be ~ 2 for H_3S [5, 16]. Let us also mention that another experimental detection of high-temperature superconducting state was recently reported [30], this time in the YH_6 compound ($T_C = 224$ K at 166 GPa). We provided the detailed description of YH_6 properties by using the classical Eliashberg equations (CEE) and the Eliashberg equations with vertex corrections (VCEE)

(Suppl. VII). It turns out that the estimated value of electron-phonon coupling constant for YH_6 is also relatively high and amounts to 1.71 [30].

In the considered cases, the correctly calculated values of Ginzburg-Landau parameter are: $[\kappa]_{LaH_{10}} = 1.60$ ($T_C = 260$ K; $p = 190$ GPa), $[\kappa]_{H_3S} = 1.53$ ($T_C = 203$ K; $p = 155$ GPa) and $[\kappa]_{YH_6} = 1.34$ ($T_C = 224$ K; $p = 166$ GPa), respectively.

The temperature dependence of order parameter determined within the CEE formalism distinctly differs from the predictions of BCS theory for all hydrogen-rich high-temperature superconductors (see Fig. 5). In addition, the vertex corrections are important for the region of intermediate temperature and lower the values of $\Delta(T)$. The low-temperature value of C-S-H order parameter $\Delta(0)$ is between 67.64 meV and 68.94 meV (Tab. I in Suppl. III). This means that the dimensionless ratio $R_\Delta = 2\Delta(0)/k_B T_C$ is from 5.46 to 5.56. The electron effective mass at T_C ranges from $2.69 m_e$ to $4.26 m_e$. The dimensionless parameters $R_H = T_C C^N(T_C)/H_C^2(0)$ and $R_C = \Delta C(T_C)/C^N(T_C)$ are equal to 0.177 and 2.37, respectively. Taking the above into account, it can be clearly shown by using experimental methods that the C-S-H system belongs to the family of superconductors with high value of electron-phonon coupling constant.

Hirsch and Marsiglio noted in their paper [19] that for high values of electron-phonon coupling constant ($\lambda > 2$) the Eliashberg formalism may not apply due to the formation of polarons. Please note, however, that the standard Eliashberg equations do not take into account all mechanisms that may contribute to the reduction of coupling constant. In particular, attention should be paid to anharmonic effects [31], which should be taken into account both in the Eliashberg function and in the form of equations themselves. The many-body effects also play the significant role, lowering the value of λ , while the form of function $\Delta(T)$ does not change (Suppl. VIII). This means that the Eliashberg approach is, with high probability, sufficient to determine correctly the properties of hydrogen-rich high-temperature superconductors.

Summarizing, the conducted analysis showed that the superconducting state in the C-S-H system can be induced by strong electron-phonon interaction, as it is for the LaH_{10} , H_3S , and YH_6 superconductors. For

TABLE II: The values of ζ , λ_L and κ for the C-S-H system ($p = 267$ GPa). Results obtained by using the CEE model for the intermediate-coupling and the strong-coupling cases.

λ	$\zeta^{di(1)}(0)$ (nm)	$\zeta^{di(2)}(0)$ (nm)	$\lambda_L^{di(1)}(0)$ (nm)	$\lambda_L^{di(2)}(0)$ (nm)	$\kappa^{di(1)}$	$\kappa^{di(2)}$
0.75	2.02	2.01	124.01	124.79	61.41	62.06
3.26	2.17	3.46	30.57	15.17	14.09	4.38

the C-S-H system, the Eliashberg formalism predicts that the value of Ginzburg-Landau parameter is low ($\kappa = 1.73$). We got equally low values also in other cases, i.e. $[\kappa]_{\text{LaH}_{10}} = 1.60$, $[\kappa]_{\text{H}_3\text{S}} = 1.53$, and $[\kappa]_{\text{YH}_6} = 1.34$. This means that the experimental results obtained for hydrogen-rich compounds do not contradict the theory of

superconducting state. Referring to the DFT-Eliashberg formalism, it should be strongly emphasized that this is the approach that allows for the correct prediction of properties of superconducting state before performing experimental measurements.

-
- [1] N. W. Ashcroft, Physical Review Letters **21**, 1748 (1968).
[2] J. M. McMahon, M. A. Morales, C. Pierleoni, and D. M. Ceperley, Reviews of Modern Physics **84**, 1607 (2012).
[3] R. P. Dias and I. F. Silvera, Science **355**, 715 (2017).
[4] N. W. Ashcroft, Physical Review Letters **92**, 187002 (2004).
[5] D. Duan, Y. Liu, F. Tian, X. Huang, Z. Zhao, H. Yu, B. Liu, W. Tian, and T. Cui, Scientific Reports **4**, 6968 (2014).
[6] A. P. Drozdov, M. I. Erements, I. A. Troyan, V. Ksenofontov, and S. I. Shylin, Nature **525**, 73 (2015).
[7] A. P. Drozdov, M. I. Erements, and I. A. Troyan, arXiv:1412.0460 (2014).
[8] H. Liu, I. I. Naumov, R. Hoffmann, N. W. Ashcroft, and R. J. Hemley, Proceedings of the National Academy of Sciences **114**, 6990 (2017).
[9] F. Peng, Y. Sun, C. J. Pickard, R. J. Needs, Q. Wu, and Y. Ma, Physical Review Letters **119**, 107001 (2017).
[10] A. G. Kvashnin, D. V. Semenok, I. A. Kruglov, I. A. Wrona, and A. R. Oganov, ACS Applied Materials & Interfaces **10**, 43809 (2018).
[11] X. Ye, N. Zarifi, E. Zurek, R. Hoffmann, and N. W. Ashcroft, The Journal of Physical Chemistry C **122**, 6298 (2018).
[12] D. V. Semenok, A. G. Kvashnin, A. G. Ivanova, V. Svitlyk, V. Y. Fominski, A. V. Sadakov, O. A. Sobolevskiy, V. M. Pudalov, I. A. Troyan, and A. R. Oganov, Materials Today **33**, 36 (2020).
[13] A. P. Drozdov, P. P. Kong, V. S. Minkov, S. P. Besedin, M. A. Kuzovnikov, S. Mozaffari, L. Balicas, F. F. Balakirev, D. E. Graf, V. B. Prakapenka, et al., Nature **569**, 528 (2019).
[14] M. Somayazulu, M. Ahart, A. K. Mishra, Z. M. Geballe, M. Baldini, Y. Meng, V. V. Struzhkin, and R. J. Hemley, Physical Review Letters **122**, 027001 (2019).
[15] E. Snider, N. Dasenbrock-Gammon, R. McBride, M. Debessai, H. Vindana, K. Vencatasamy, K. V. Lawler, A. Salamat, and R. P. Dias, Nature **586**, 373 (2020).
[16] A. P. Durajski, R. Szczeniński, and L. Pietronero, Annalen der Physik **528**, 358 (2016).
[17] I. A. Kruglov, D. V. Semenok, H. Song, R. Szczeniński, I. A. Wrona, R. Akashi, M. M. D. Esfahani, D. Duan, T. Cui, A. G. Kvashnin, et al., Physical Review B **101**, 024508 (2020).
[18] S. X. Hu, R. Paul, V. V. Karasiev, and R. P. Dias, arXiv:2012.10259 (2020).
[19] J. E. Hirsch and F. Marsiglio, arXiv:2012.12796v1 (2020).
[20] M. Dogan and M. L. Cohen, arXiv:2012.10771 (2020).
[21] P. C. Canfield, S. L. Budko, and D. K. Finnemore, Physica C **385**, 1 (2003).
[22] Y. Iye, T. Tamegai, H. Takeya, and H. Takei, *In Superconducting Materials*, edited by S. Nakajima and H. Fukuyama (Jpn. J. Appl. Phys. Series I (Publication Office, Japanese Journal of Applied Physics, Tokyo, 1988).
[23] D. Hazra, N. Tsavdaris, S. Jebari, A. Grimm, F. Blanchet, F. Mercier, E. Blanquet, C. Chapelier, and M. Hofheinz, Supercond. Sci. Technol. **29**, 10501 (2016).
[24] G. M. Eliashberg, Soviet Physics JETP **11**, 696 (1960).
[25] A. B. Migdal, Soviet Physics JETP **34**, 996 (1958).
[26] J. P. Carbotte, Reviews of Modern Physics **62**, 1027 (1990).
[27] J. K. Freericks, E. J. Nicol, A. Y. Liu, and A. A. Quong, Physical Review B **55**, 11651 (1997).
[28] B. Mitrovic, H. G. Zarate, and J. P. Carbotte, Physical Review B **29**, 184 (1984).
[29] M. Kostrzewa, K. M. Szczeniński, A. P. Durajski, and R. Szczeniński, Scientific Reports **10**, 1592 (2020).
[30] I. A. Troyan, D. V. Semenok, A. G. Kvashnin, A. V. Sadakov, O. A. Sobolevskiy, V. M. Pudalov, A. G. Ivanova, V. B. Prakapenka, E. Greenberg, A. G. Gavriliuk, et al., Advanced Materials **33**, 2006832 (2021).
[31] I. Errea, M. Calandra, C. J. Pickard, J. Nelson, R. J. Needs, Y. Li, H. Liu, Y. Zhang, Y. Ma, and F. Mauri, Physical Review Letters **114**, 157004 (2015).
[32] R. G. Parr and W. Yang, *Density-functional theory of atoms and molecules* (Oxford University Press, New

- York, Oxford, 1989).
- [33] P. Morel and P. W. Anderson, *Physical Review* **125**, 1263 (1962).
- [34] J. Bauer, J. E. Han, and O. Gunnarsson, *Journal of Physics: Condensed Matter* **24**, 492202 (2012).
- [35] K. S. D. Beach, R. J. Gooding, and F. Marsiglio, *Physical Review B* **61**, 5147 (2000).
- [36] L. Pietronero and S. Strässler, *Europhysics Letters* **18**, 627 (1992).
- [37] W. E. Pickett, in *Solid State Physics, edited by H. Ehrenreich and F. Spaepen* (Academic, New York, 1993).
- [38] Y. J. Uemura, L. P. Le, G. M. Luke, B. J. Sternlieb, W. D. Wu, J. H. Brewer, T. M. Riseman, C. L. Seaman, M. B. Maple, M. Ishikawa, et al., *Physical Review Letters* **66**, 2665 (1991).
- [39] Y. J. Uemura, L. P. Le, G. M. Luke, B. J. Sternlieb, W. D. Wu, J. H. Brewer, T. M. Riseman, C. L. Seaman, M. B. Maple, M. Ishikawa, et al., *Physical Review Letters* **68**, 2712 (1992).
- [40] N. D'Ambrumenil, *Nature* **352**, 472 (1991).
- [41] R. J. Wojciechowski, paper from: International Centre For Theoretical Physics **28**, 1 (1996).
- [42] H. Goto and Y. Natsume, *Physica B* **216**, 281 (1996).
- [43] W. Metzner and D. Vollhardt, *Physical Review Letter* **62**, 324 (1989).
- [44] J. K. Freericks and D. J. Scalapino, *Physical Review B* **49**, 6368 (1994).
- [45] J. K. Freericks, *Physical Review B* **50**, 403 (1994).
- [46] J. K. Freericks and M. Jarrell, *Physical Review B* **50**, 6939 (1994).
- [47] E. J. Nicol and J. K. Freericks, *Physica C* **235-240**, 2379 (1994).
- [48] J. K. Freericks, E. J. Nicol, A. Y. Liu, and A. A. Quong, *Czechoslovak Journal of Physics* **46**, Suppl. S2, 603 (1996).
- [49] A. P. Durajski, *Scientific Reports* **6**, 38570 (2016).
- [50] M. Kostrzewa, R. Szcześniak, J. K. Kalaga, and I. A. Wrona, *Scientific Reports* **8**, 11957 (2018).
- [51] C. Grimaldi, L. Pietronero, and S. Strässler, *Physical Review B* **52**, 10530 (1995).
- [52] L. Pietronero, S. Strässler, and C. Grimaldi, *Physical Review B* **52**, 10516 (1995).
- [53] G. Profeta, M. Calandra, and F. Mauri, *Nature Physics* **8**, 131 (2012).
- [54] B. M. Ludbrook, G. Levy, P. Nigge, M. Zonno, M. Schneider, D. J. Dvorak, C. N. Veenstra, S. Zhdanovich, D. Wong, P. Dosanjh, et al., *PNAS* **112**, 11795 (2015).
- [55] J. J. Zheng and E. R. Margine, *Phys. Rev. B* **94**, 064509 (2016).
- [56] D. Szcześniak and R. Szcześniak, *Physical Review B* **99**, 224512 (2019).
- [57] N. H. Shimada, E. Minamitani, and S. Watanabe, *Applied Physics Express* **10**, 093101 (2017).
- [58] K. A. Szewczyk, I. A. Domagalska, A. P. Durajski, and R. Szcześniak, *Beilstein Journal of Nanotechnology* **11**, 1178 (2020).
- [59] J. P. Perdew, K. Burke, and M. Ernzerhof, *Physical Review Letters* **77**, 3865 (1996).
- [60] P. Giannozzi, S. Baroni, N. Bonini, M. Calandra, R. Car, C. Cavazzoni, D. Ceresoli, G. L. Chiarotti, M. Cococcioni, I. Dabo, et al., *Journal of Physics: Condensed Matter* **21**, 395502 (2009).
- [61] P. Giannozzi, O. Andreussi, T. Brumme, O. Bunau, M. B. Nardelli, M. Calandra, R. Car, C. Cavazzoni, D. Ceresoli, M. Cococcioni, et al., *Journal of Physics: Condensed Matter* **29**, 465901 (2017).
- [62] S. R. Billeter, A. Curioni, and W. Andreoni, *Computational Materials Science* **27**, 437 (2003).
- [63] S. Mozaffari, D. Sun, V. S. Minkov, A. P. Drozdov, D. Knyazev, J. B. Betts, M. Einaga, K. Shmizu, M. I. Eremets, L. Balicas, et al., *Nature Communications* **10**, 2522 (2019).
- [64] A. Togo and I. Tanaka, *Scripta Materialia* **108**, 1 (2015).
- [65] R. Szcześniak, *Acta Physica Polonica A* **109**, 179 (2006).
- [66] J. Bardeen, L. N. Cooper, and J. R. Schrieffer, *Physical Review* **106**, 162 (1957).
- [67] J. Bardeen, L. N. Cooper, and J. R. Schrieffer, *Physical Review* **108**, 1175 (1957).
- [68] H. Eschrig, *Theory of Superconductivity: A Primer* (Citeseer, 2001).
- [69] R. Szcześniak and A. P. Durajski, *Solid State Sciences* **25**, 45 (2013).
- [70] A. P. Durajski, M. W. Jarosik, K. P. Kosk-Joniec, I. A. Wrona, M. Kostrzewa, K. A. Szewczyk, and R. Szcześniak, *Acta Physica Polonica A* **138**, 715 (2020).
- [71] V. V. Struzhkin, R. J. Hemley, H. Mao, and Y. A. Timofeev, *Nature* **390**, 382 (1997).
- [72] Y. Li, J. Hao, H. Liu, Y. Li, and Y. Ma, *The Journal of Chemical Physics* **140**, 174712 (2014).
- [73] W. Cui, T. Bi, J. Shi, Y. Li, H. Liu, E. Zurek, and R. J. Hemley, *Physical Review B* **101**, 134504 (2020).
- [74] Y. Li, J. Hao, H. Liu, J. S. Tse, Y. Wang, and Y. Ma, *Scientific Reports* **5**, 9948 (2015).
- [75] A. P. Durajski, R. Szcześniak, and Y. Li, *Physica C* **515**, 1 (2015).
- [76] I. Errea, M. Calandra, C. J. Pickard, J. R. Nelson, R. J. Needs, Y. Li, H. Liu, Y. Zhang, Y. Ma, and F. Mauri, *Nature* **532**, 81 (2016).
- [77] A. P. Durajski and R. Szcześniak, *Scientific Reports* **7**, 4473 (2017).
- [78] K. Tanaka, J. S. Tse, and H. Liu, *Physical Review B* **96**, 100502 (2017).
- [79] C. Heil, S. di Cataldo, G. B. Bachelet, and L. Boeri, *Physical Review B* **99**, 220502(R) (2019).
- [80] A. P. Durajski, R. Szcześniak, and M. W. Jarosik, *Phase Transitions* **85**, 727 (2012).
- [81] Y. Yan, J. Gong, and Y. Liu, *Physics Letters A* **375**, 1264 (2011).
- [82] A. Durajski, R. Szcześniak, and A. Duda, *Solid State Communications* **195**, 55 (2014).
- [83] R. Szcześniak and M. Jarosik, *Solid State Communications* **149**, 2053 (2009).
- [84] M. Kostrzewa, A. P. Durajski, J. K. Kalaga, and R. Szcześniak, *Journal of Superconductivity and Novel Magnetism* **xxx**, xxx (2021).
- [85] A. L. Fetter and J. D. Walecka, *Quantum Theory of Many-Particle Systems* (McGraw-Hill Book Company, 1971).
- [86] K. Elk and W. Gasser, *Die Methode der Greenschen Funktionen in der Festkörperphysik* (Akademie - Verlag, 1979).

Supporting Information for: *Carbonaceous sulfur hydride system: the strong-coupled room-temperature superconductor with a low value of Ginzburg-Landau parameter*

I. CLASSICAL ELIASHBERG FORMALISM

Basic equations used to analyse the thermodynamic properties of superconducting state in high-pressure hydrogen-containing systems are the classical Eliashberg equations (CEE) [24–26]. The mentioned formalism allows to take into account the retardation and strong-coupling effects related to linear electron-phonon interaction. Equally important is the fact that input parameters to the pairing kernel in Eliashberg equations can be calculated with high accuracy using the DFT method [32].

On imaginary axis ($i = \sqrt{-1}$), the classical Eliashberg equations take following form:

$$\varphi_n = \pi k_B T \sum_{m=-M}^M \frac{\lambda_{n,m} - \mu^*(\omega_m)}{\sqrt{\omega_m^2 Z_m^2 + \varphi_m^2}} \varphi_m, \quad (1)$$

$$Z_n = 1 + \pi k_B T \sum_{m=-M}^M \frac{\lambda_{n,m}}{\sqrt{\omega_m^2 Z_m^2 + \varphi_m^2}} \frac{\omega_m}{\omega_n} Z_m, \quad (2)$$

where: $\varphi_n = \varphi_n(i\omega_n)$ and $Z_n = Z(i\omega_n)$ denote the order parameter function and the wave function renormalization factor, respectively. The order parameter is defined by: $\Delta_n = \varphi_n/Z_n$. The other symbols have the following meanings: ω_n is the n -th fermionic Matsubara frequency expressed by formula: $\omega_n = \pi k_B T(2n - 1)$, where k_B is the Boltzmann constant. The function $\mu^*(\omega_m)$ models depairing interaction between electrons: $\mu^*(\omega_m) = \mu^* \theta(\Omega_C - |\omega_m|)$, μ^* is the Coulomb pseudopotential [33, 34], θ denotes the Heaviside function and Ω_C is so-called cut-off frequency. In numerical calculations, we have assumed $\Omega_C = 1$ eV. The electron-phonon pairing kernel can be defined as follows:

$$\begin{aligned} \lambda_{n,m} &= 2 \int_0^{\omega_D} d\omega \frac{\alpha^2 F(\omega) \omega}{(\omega_n - \omega_m)^2 + \omega^2} = 2 \int_0^{\omega_D} d\omega \frac{\omega^2}{(\omega_n - \omega_m)^2 + \omega^2} \frac{\alpha^2 F(\omega)}{\omega} \\ &\simeq \frac{\omega_0^2}{(\omega_n - \omega_m)^2 + \omega_0^2} 2 \int_0^{\omega_D} d\omega \frac{\alpha^2 F(\omega)}{\omega} = \lambda \frac{\omega_0^2}{(\omega_n - \omega_m)^2 + \omega_0^2}, \end{aligned} \quad (3)$$

where: $\lambda = 2 \int_0^{\omega_0} d\Omega \frac{\alpha^2 F(\Omega)}{\Omega}$, denotes the electron-phonon coupling constant, $\alpha^2 F(\Omega)$ is the Eliashberg function and ω_0 denotes the characteristic phonon frequency.

After determining the values of order parameter Δ_n and wave function renormalization factor Z_n , the following thermodynamic parameters of superconducting state can be calculated:

- The half-width of energy gap:

$$\Delta(T) = \text{Re}[\Delta(\omega = \Delta(T))], \quad (4)$$

where $\Delta(\omega)$ is calculated by analytical continuation of the solutions of Eliashberg equations on real axis [35]. On this basis, the dimensionless ratio $R_\Delta = 2\Delta(0)/k_B T_C$ is determined, where $\Delta(0) = \Delta(T_0)$. In the Fig. 2 for C-S-H, we presented the example form of order parameter and wave function renormalization factor on real axis. We have taken into account the lowest temperature: $T = T_0$. We can notice that order parameter is the complex function and in the range of lower frequencies, corresponding to physical values of energy gap, the non-zero is only $\text{Re}[\Delta(\omega)]$. From the physical point of view this result indicates the absence of damping effects, which are modeled by $\text{Im}[\Delta(\omega)]$. Based on presented data, it is also possible to calculate the quasiparticle density of states: $\frac{N^S(\omega)}{N^N(\omega)} = \text{Re} \left[\frac{\omega - i\Gamma}{\sqrt{(\omega - i\Gamma)^2 - \Delta^2(\omega)}} \right]$, where the pair-breaking parameter Γ equals 0.1 meV. In Fig. 3, we plotted $N^S(\omega)/N^N(\omega)$ for the cases $\omega_0 = \omega_D$ and $\omega_0 = 100$ meV. The characteristic maxima of $N^S(\omega)/N^N(\omega)$ are formed at the points $\omega = \pm\Delta$.

- The free energy difference between the superconducting and the normal state [26]:

$$\frac{\Delta F}{\rho(\varepsilon_F)} = -\frac{2\pi}{\beta} \sum_{n=1}^M \left(\sqrt{\omega_n^2 + \Delta_n^2} - |\omega_n| \right) \left(Z_n^S - Z_n^N \frac{|\omega_n|}{\sqrt{\omega_n^2 + \Delta_n^2}} \right), \quad (5)$$

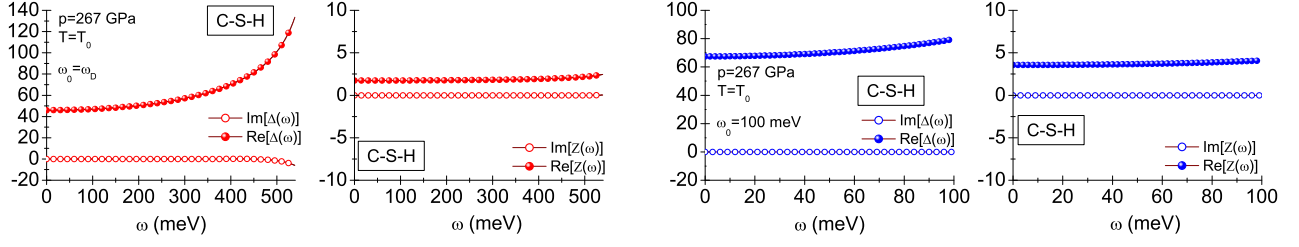


FIG. 2: The order parameter and the wave function renormalization factor on real axis for C-S-H ($p = 267$ GPa and $T = T_0$). Results were obtained for $\omega_0 = \omega_D$ and $\omega_0 = 100$ meV.

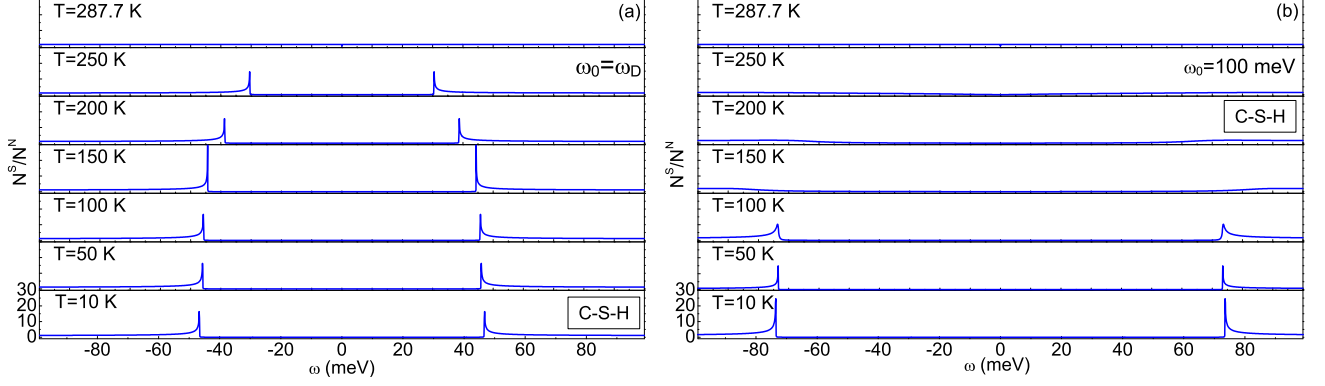


FIG. 3: The quasiparticle density of states for C-S-H ($p = 267$ GPa). The results were obtained for $\omega_0 = \omega_D$ and $\omega_0 = 100$ meV.

where $\rho(\varepsilon_F)$ denotes the electron density of states at the Fermi level. The symbols Z_n^S and Z_n^N represent the wave function renormalization factor for superconducting (S) and normal (N) state, respectively. Note that from the physical point of view, the negative values of ΔF prove thermodynamic stability of the superconducting condensate. The first derivative of function given by Eq. (5) determines the entropy difference between superconducting and normal state (ΔS). The negative values of ΔS prove that the entropy of superconducting state is lower than the entropy of normal state due to the existence of Cooper pairs (see Fig. 4).

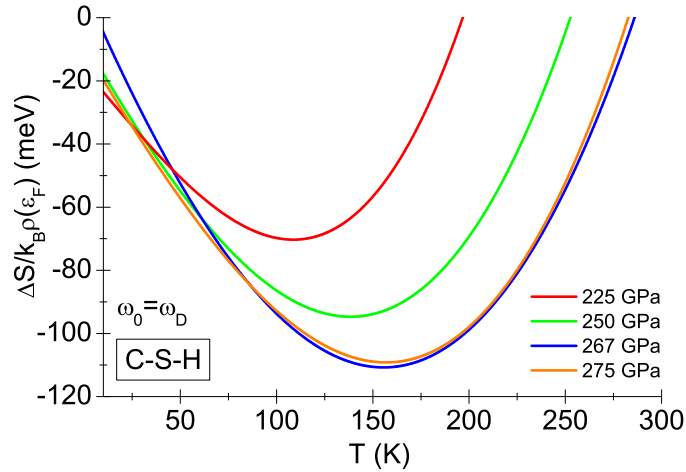


FIG. 4: The entropy difference between superconducting and normal state as a function of temperature for C-S-H. We took into account the selected pressure values and the case $\omega_0 = \omega_D$.

- The thermodynamic critical field:

$$\frac{H_C}{\sqrt{\rho(\varepsilon_F)}} = \sqrt{-8\pi [\Delta F/\rho(\varepsilon_F)]}. \quad (6)$$

- The specific heat difference between superconducting and normal state ($\Delta C = C^S - C^N$):

$$\frac{\Delta C(T)}{k_B \rho(\varepsilon_F)} = -\frac{1}{\beta} \frac{d^2 [\Delta F/\rho(\varepsilon_F)]}{d(k_B T)^2}. \quad (7)$$

The specific heat of normal state is the most convenient to estimate by the formula:

$$\frac{C^N(T)}{k_B \rho(\varepsilon_F)} = \frac{\gamma}{\beta}, \quad (8)$$

where Sommerfeld constant is given by: $\gamma = \frac{2}{3}\pi^2(1 + \lambda)$.

On the basis of results obtained for the thermodynamic critical field and the specific heat, it is also possible to calculate the values of dimensionless ratios:

$$R_H = \frac{T_C C^N(T_C)}{H_C^2(0)}, \quad \text{and} \quad R_C = \frac{\Delta C(T_C)}{C^N(T_C)}. \quad (9)$$

II. ELIASHBERG FORMALISM INCLUDING THE VERTEX CORRECTION

We discuss formalism determining the effect of vertex corrections on thermodynamic properties of the superconducting state. Note that this type of analysis was carried out, among others, for the fullerene systems [36, 37], the high- T_C cuprates [38–40], the heavy fermion compounds [41] and in the superconductors under high magnetic fields [42]. In particular, the Eliashberg equations taking into account vertex corrections take the form [27]:

$$\begin{aligned} \varphi_n &= \pi k_B T \sum_{m=-M}^M \frac{\lambda_{n,m} - \mu_n^*}{\sqrt{\omega_m^2 Z_m^2 + \varphi_m^2}} \varphi_m \\ &- \frac{\pi^3 (k_B T)^2}{4\varepsilon_F} \sum_{m=-M}^M \sum_{m'=-M}^M \frac{\lambda_{n,m} \lambda_{n,m'}}{\sqrt{(\omega_m^2 Z_m^2 + \varphi_m^2)(\omega_{m'}^2 Z_{m'}^2 + \varphi_{m'}^2)(\omega_{-n+m+m'}^2 Z_{-n+m+m'}^2 + \varphi_{-n+m+m'}^2)}} \\ &\times [\varphi_m \varphi_{m'} \varphi_{-n+m+m'} + 2\varphi_m \omega_{m'} Z_{m'} \omega_{-n+m+m'} Z_{-n+m+m'} - \omega_m Z_m \omega_{m'} Z_{m'} \varphi_{-n+m+m'}], \end{aligned} \quad (10)$$

and

$$\begin{aligned} Z_n &= 1 + \frac{\pi k_B T}{\omega_n} \sum_{m=-M}^M \frac{\lambda_{n,m}}{\sqrt{\omega_m^2 Z_m^2 + \varphi_m^2}} \omega_m Z_m \\ &- \frac{\pi^3 (k_B T)^2}{4\varepsilon_F \omega_n} \sum_{m=-M}^M \sum_{m'=-M}^M \frac{\lambda_{n,m} \lambda_{n,m'}}{\sqrt{(\omega_m^2 Z_m^2 + \varphi_m^2)(\omega_{m'}^2 Z_{m'}^2 + \varphi_{m'}^2)(\omega_{-n+m+m'}^2 Z_{-n+m+m'}^2 + \varphi_{-n+m+m'}^2)}} \\ &\times [\omega_m Z_m \omega_{m'} Z_{m'} \omega_{-n+m+m'} Z_{-n+m+m'} + 2\omega_m Z_m \varphi_{m'} \varphi_{-n+m+m'} - \varphi_m \varphi_{m'} \omega_{-n+m+m'} Z_{-n+m+m'}]. \end{aligned} \quad (11)$$

The meaning of symbols in Eq. (10) and Eq. (11) were explained in Appx. I. Note that Eq. (10) and Eq. (11) are isotropic, which can use them to calculate the value of order parameter φ_n and wave function renormalization factor Z_n in self-consistent way only with respect to the Matsubara frequency ω_n . This means that the self-consistent procedure does not apply to electron or phonon wave vector - the electron and phonon energies are averaged over the Fermi surface. It is worth emphasizing the fact that discussed equations are the same in form as equations that would be derived in local approximation [43–48], where eigen energies are averaged over the entire Brillouin zone, not just the Fermi surface. Thus, the used approximation seems to be reasonable since the phonon-induced superconducting state in hydrogen containing systems is highly isotropic [49], [50]. It is also worth noting that the literature gives the form of Eliashberg equations that take into account the vertex corrections explicitly dependent on wave vector

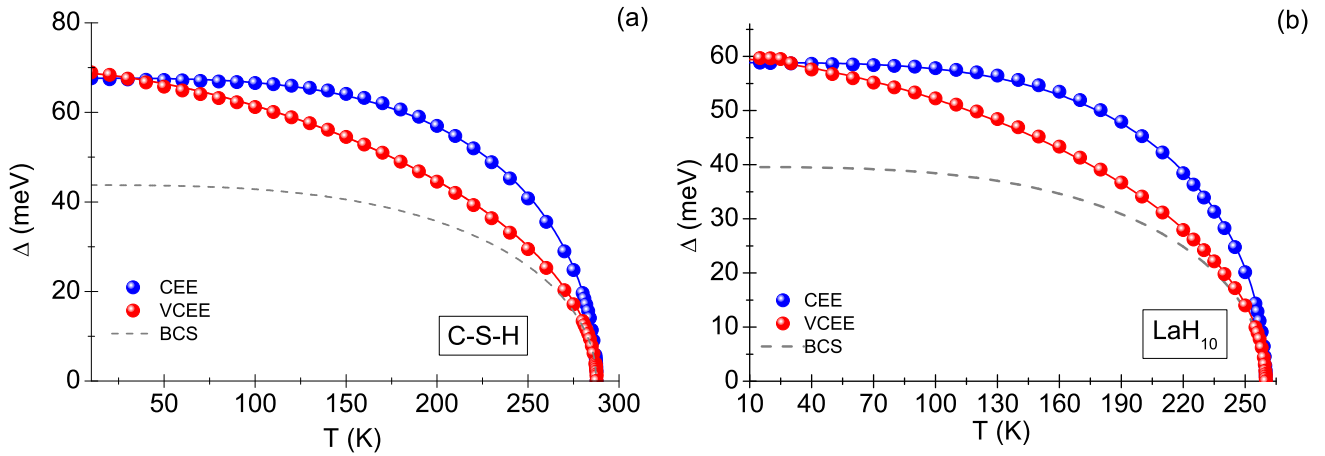


FIG. 5: The order parameter as a function of temperature obtained using the classical formalism of Eliashberg equations CEE and Eliashberg equations with the vertex corrections VCEE. The $\mu^* = 0.1$ was assumed. Figure (a) the results obtained for the C-S-H system. Figure (b) the results for LaH_{10} superconductor. The colored spheres represent numerical results. Solid lines were obtained with Eq. (12). The dashed lines are predictions of BCS theory.

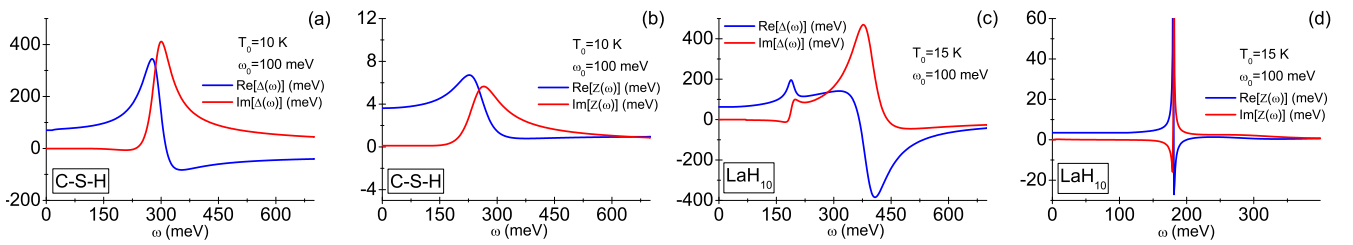


FIG. 6: The real and imaginary part of order parameter (a, c), and wave function renormalization factor (b, d) on real axis for $T = T_0$. Results obtained for C-S-H and LaH_{10} superconductors.

\mathbf{k} [51, 52]. Nevertheless, due to great mathematical difficulties, it was not possible to obtain their self-consistent solutions ($\Delta_{n,\mathbf{k}}$ and $Z_{n,\mathbf{k}}$).

The system of equations Eq. (10) and Eq. (11) was originally used to investigate the properties of superconducting state induced in lead [27]. Later, the discussed model was successfully applied to analysis of superconducting state in hydrogen-rich systems such as H_5S_2 [50], PH_3 and H_3S [49]. In these compounds, the critical temperature is equal to: 36 K, 80 K, and 200 K for H_5S_2 , PH_3 , and H_3S , respectively. Let us note that using the equations Eq. (10) and Eq. (11) for above-mentioned materials one can get the results which are consistent with experimental data. Moreover, the equations Eq. (10) and Eq. (11) were used to study of superconducting state in low-dimensional systems such as LiC_6 [53–56] and Li-hBN [57, 58]. In this cases, the dimensionless ratio $\lambda\omega_D/\varepsilon_F$ reaches high values of 0.09 for LiC_6 and 0.46 for Li-hBN. This means that in LiC_6 and Li-hBN, the analysis of superconducting state should not be carried out within the CEE formalism.

From the numerical point of view, the Eliashberg equations taking into account vertex corrections were solved for the large number of Matsubara frequencies ($M = 2000$). This ensured stability of solutions in the temperature range from T_0 to T_C . For C-S-H and LaH_{10} systems these are 10 K and 15 K, respectively.

The physical values of order parameter presented in Fig. 5 and Fig. 15 were obtained by using the analytical continuation method ($\Delta_n \rightarrow \Delta(\omega)$) [35]. The sample functions $\Delta(\omega)$ and $Z(\omega)$ for C-S-H and LaH_{10} superconductors taking into account vertex corrections are presented in Fig. 6. The characteristic maxima and minima of discussed functions correspond to frequency regions with the particularly high electron-phonon coupling.

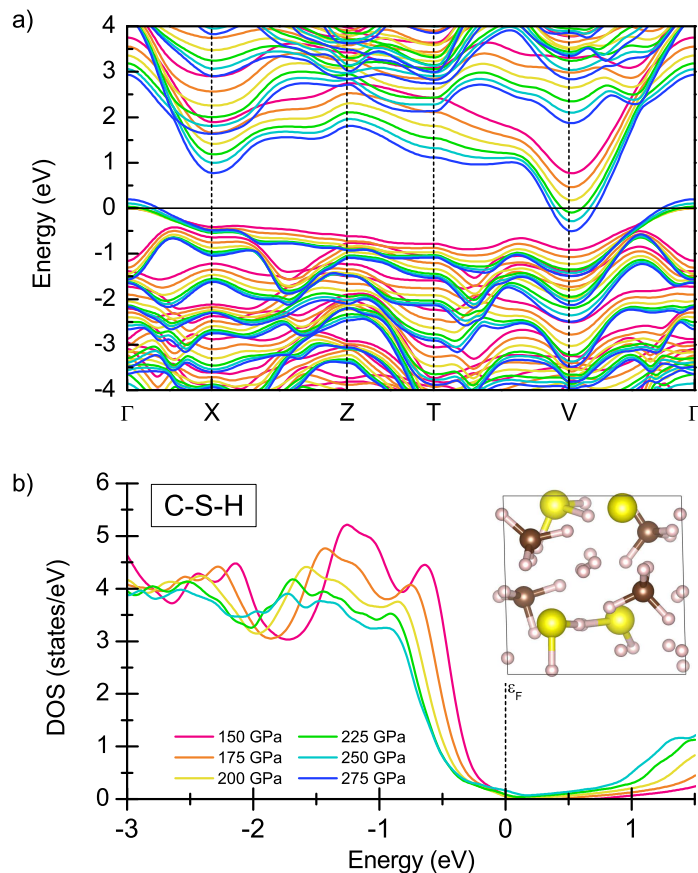


FIG. 7: (a) Electron structure; and (b) electron density of states for C-S-H system. The inset shows the crystal structure of carbonaceous sulfur hydride at 267 GPa.

III. INTERMEDIATE VALUES OF C-S-H ELECTRON-PHONON COUPLING CONSTANT

A. Electron and phonon properties

The target structure that we selected for our analysis from the paper [15] was optimized by Kohn-Sham density function theory (DFT) [32], within the projector augmented wave (PAW) method and with the generalized gradient approximation of Perdew-Burke-Ernzerhof (GGA-PBE) to the exchange-correlation functional [59] as implemented in the Quantum-Espresso *ab initio* simulation package [60, 61].

The kinetic energy cut-off for the wave function is set to 80 Ry and the kinetic energy cut-off for charge density is 800 Ry. The Brillouin zone is sampled utilizing a $6 \times 6 \times 6$ \mathbf{k} -mesh in the Monkhorst-Pack scheme to reach the convergence of better than 1 meV per atom. During the geometric optimization, both lattice constants and atomic positions are fully relaxed by using the Broyden-Fletcher-Goldfarb-Shanno (BFGS) quasi-Newton algorithm [62] until the residual forces acting on the atoms remain smaller than $0.001 \text{ eV}/\text{\AA}$ and the total energy change is smaller than 10^{-5} eV . The underlying structure relaxation indicates that the stoichiometry $(\text{H}_2\text{S})(\text{CH}_4)\text{H}_2$ is a mixture of CH_4 , H_2S and hydrogen molecules in the host framework (see inset in Fig. 7 (b)). Moreover, the pressure-dependences optimization shows that the unit-cell volume of carbonaceous sulfur hydride decreases from 121.87 \AA^3 at 150 GPa to 98.61 \AA^3 at 275 GPa.

As shown in Fig. 7, the calculated band structure of carbonaceous sulfur hydride exhibits metallic character above 225 GPa. As a result, we observe the non-zero value of total density of states (DOS) at the Fermi level. It should be noted, that the obtained results agree with the pressure dependence of T_C reported by Snider *et al.* in paper [15] where, the sharp increase in T_C is observed above 220 GPa. This can suggest existence of pressure-induced phase transition like in the case of H_3S [6, 63].

The phonon properties were computed by using the PHONOPY program [64]. The phonon dispersion along Γ -K-Z-T-V- Γ high-symmetry line in the first Brillouin zone is plotted in Fig. 8. No negative phonon branches were

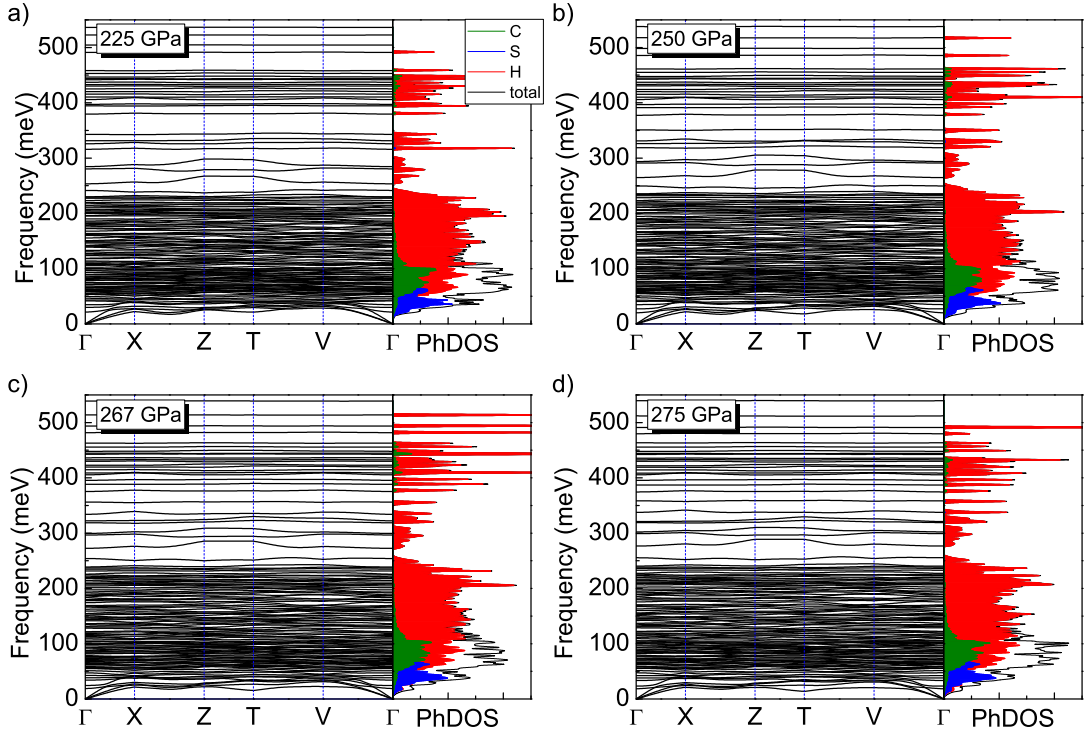


FIG. 8: Phonon dispersion curves and phonon density of states (PhDOS) projected onto C, S and H atoms for carbonaceous sulfur hydride at 225, 250, 267, and 275 GPa.

found, indicating that the investigated system is dynamically stable in the pressure range from 225 to 275 GPa. To know more about the atomic vibration information, the atom-projected phonon DOS curves are also plotted. We find that since the S and C atoms are heavier than the H atom, the vibration modes at the low-energy range are mainly contributed by S and C atoms. The vibration of H atoms contributes to the whole range of energy and is the only contribution to the modes for energy in the range of $\sim 200\text{-}370$ meV. Interestingly, at higher energy, the phonon modes from C appear again. This result highlights that the H atoms play a dominant role in superconductivity, but C vibrations at high frequencies, are also important because increase the maximal phonon frequency. Which in turn, according to the BCS theory, is one of the reasons responsible for the high critical temperature.

B. Thermodynamic properties of superconducting state at $p \in \{225, 250, 267, 275\}$ GPa

In the first step, we assumed that characteristic frequency ω_0 in the electron-phonon pairing kernel (Eq. (3)) is equal to Debye frequency ω_D . The values of ω_D were read from the data obtained by DFT method (see also Tab. III and Tab. IV). For the crystal structure considered in the study, the Debye frequencies assume high values of ~ 6200 K. This result is caused by existence of the quasi-free hydrogen molecules present in the C-S-H structure, which was illustrated on the phonon density of state graph (Fig. 8) obtained for the pressure values 225 GPa, 250 GPa, 267 GPa, and 275 GPa.

The basic thermodynamic parameters of superconducting state in C-S-H system were determined within the framework of classic Eliashberg equations (see Appx. I). We solved the Eliashberg equations using the numerical methods that we developed in the paper [65]. For $M = 2200$ equations, the physically correct solutions can be obtained in temperature range from $T_0 = 10$ K to T_C . Note that there is the restriction for solutions of Eliashberg equations in the low temperatures due to the fact that temperature zero Kelvin corresponds infinite number of the Matsubara frequencies ($M = +\infty$).

The depairing electron correlations were considered parametrically using the Coulomb pseudopotential μ^* [33]. We assumed in the numerical calculations $\mu^* = 0.1$.

The values of electron-phonon coupling constant λ were calculated on the basis of experimental critical temperature values (Fig. 9 (a)) by the equation $[\Delta_{n=1}]_{T=T_C} = 0$ (see also Fig. 9 (b)). It turns out that for the pressures considered in the study, the electron-phonon coupling constant range from 0.65 to 0.75 - the exact results can be found in Tab.

TABLE III: Basic thermodynamic parameters characterizing the superconducting state in C-S-H system. Theoretical and experimental results for the pressure of 267 GPa.

Thermodynamic parameter	CEE model ($\omega_0 = \omega_D$)	CEE model ($\omega_0 = 100$ meV)	VCEE model ($\omega_0 = 100$ meV)	Exp.
ω_D (K)	6258.7	-	-	-
μ^*	0.1	0.1 (0.2)	0.1	-
λ	0.75	3.26 (3.95)	3.31	-
T_C (K)	287.7	287.7 (287.7)	287.7	287.7
$\Delta(0)$ (meV)	46.05	67.64 (69.28)	68.94	-
R_Δ	3.71	5.46 (5.59)	5.56	-
$Z(T_0)$	1.74	3.56 (4.09)	3.48	-
$Z(T_C)$	1.75	4.26 (4.95)	2.69	-
$H_C(0) / \sqrt{\rho(\varepsilon_F)}$ (meV)	210.90	393.97	-	-
R_H	0.159	0.177	-	-
$\Delta C(T_C) / k_B \rho(\varepsilon_F)$ (meV)	524.21	2650.32	-	-
R_C	1.84	2.37	-	-

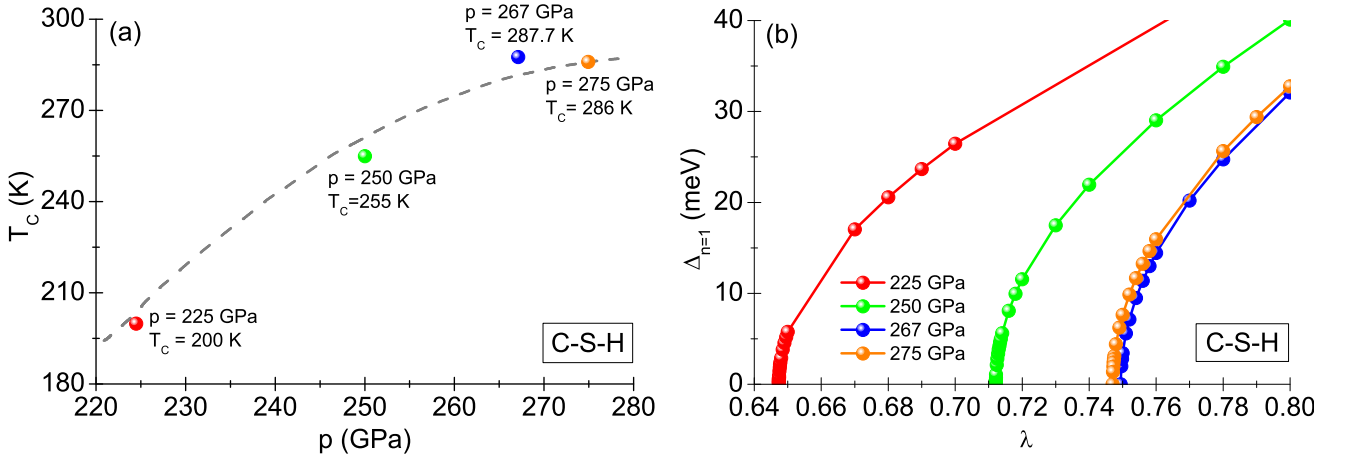


FIG. 9: (a) Critical temperature of superconducting state in the C-S-H system for selected values of pressure. The blue, red and green points represent experimental data contained in the paper [15]. The orange point was obtained by using approximation curve (gray dashed line). (b) Maximum value of order parameter as a function of electron-phonon coupling constant. The characteristic frequency ω_0 is equal to Debye frequency. The results were obtained in the CEE approach ($\mu^* = 0.1$).

III and Tab. IV. From the physical point of view, this means that superconducting state in C-S-H system is induced by electron-phonon interaction characterized by the intermediate value of coupling constant. This means that the high value of critical temperature for C-S-H results primarily from the high value of Debye frequency.

In Fig. 10 (a) we have presented the temperature dependence of order parameter for pressure values of 225 GPa, 250 GPa, 267 GPa, and 275 GPa. The physical values of Δ have been calculated using the method of analytical continuation characterized in Appx. I. It can be seen that due to relatively low values of electron-phonon coupling

TABLE IV: Basic thermodynamic parameters characterizing the superconducting state in C-S-H system. Theoretical and experimental results for the pressure of 225 GPa, 250 GPa, and 275 GPa. It has been assumed $\omega_0 = \omega_D$.

Parameter	CEE (225 GPa)	Exp.	CEE (250 GPa)	Exp.	CEE (275 GPa)	Exp.
ω_D (K)	6229.5	-	6245.5	-	6264.2	-
μ^*	0.1	-	0.1	-	0.1	-
λ	0.65	-	0.71	-	0.75	-
T_C (K)	200	200	255	255	286	286
$\Delta(0)$ meV	31.53	-	40.60	-	45.68	-
R_Δ	3.72	-	3.68	-	3.93	-
$Z(T_0)$	1.64	-	1.70	-	1.73	-
$Z(T_C)$	1.65	-	1.71	-	1.75	-
$H_C(0)/\sqrt{\rho(\varepsilon_F)}$ meV	144.74	-	186.61	-	212.18	-
R_H	0.154	-	0.157	-	0.154	-
$\Delta C(T_C)/k_B\rho(\varepsilon_F)$ meV	372.48	-	470.15	-	538.99	-
R_C	1.99	-	1.90	-	1.94	-

constant, the functions of order parameter do not differ substantially from the curves of BCS theory [66, 67]. In particular, the CEE numerical results can be parameterized by the formula:

$$\Delta(T) = \Delta(0) \sqrt{1 - \left(\frac{T}{T_C}\right)^\eta}, \quad (12)$$

where $\Delta(0) = \Delta(T_0)$ and $\eta = 3.25$. As part of the BCS theory, we get $\eta = 3$ and $\Delta(0) = 1.765k_B T_C$ [68]. In the case of numerical results, the ratio of order parameter to critical temperature ranges from 3.7 to 3.9 (Tab. III and Tab. IV). For the BCS theory, we get the value 3.53 [66, 67].

The Eliashberg formalism allows to calculate the ratio of electron effective mass (m_e^*) to electron band mass m_e . The numerical results obtained with the Eliashberg equations are collected in Fig. 10 (b). They can be parameterized with the formula:

$$m_e^*/m_e = [Z(T_C) - Z(T_0)] (T/T_C)^\eta + Z(T_0), \quad (13)$$

where the values of $Z(0) = Z(T_0)$ and $Z(T_C) = 1 + \lambda$ can be found in the Tab. III or Tab. IV. Note that in the case of BCS theory, we get $m_e^* = m_e$.

In the next step, we have calculated numerically temperature dependence of free energy difference between the superconducting and the normal state $\Delta F(T)$, the thermodynamic critical field $H_C(T)$, and the specific heat in superconducting $C^S(T)$ and normal $C^N(T)$ state. The results have been presented in Fig. 10 (c) and (d). The characteristic values of discussed functions have been summarized in Tab. III and Tab. IV.

Based on obtained data, the following dimensionless ratios can be calculated: $R_H = T_C C^N(T_C)/H_C^2(0)$ and $R_C = \Delta C(T_C)/C^N(T_C)$. On the basis of Tab. III and Tab. IV, we can conclude that their values do not differ substantially from those predicted by BCS theory (0.168 and 1.43) [66, 67].

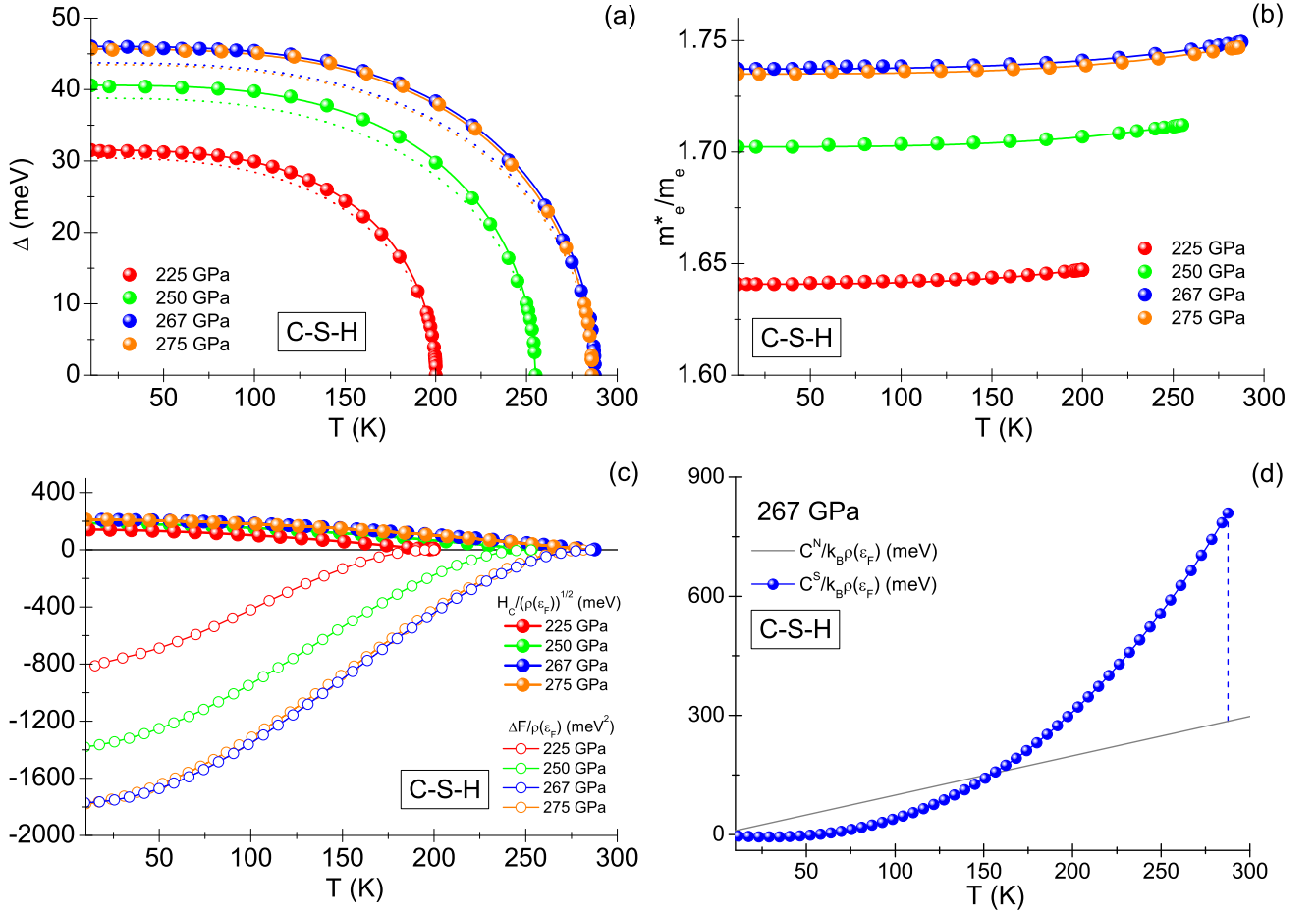


FIG. 10: (a) Order parameter Δ as a function of temperature obtained by using the classical Eliashberg formalism ($\mu^* = 0.1$). The numerical results are represented by circles. The solid lines have been obtained using Eq. (12). The dashed lines represent the predictions of BCS theory. (b) Ratio of the electron effective mass to the electron band mass as a function of temperature. The numerical results are represented by circles. The solid lines have been obtained using Eq. (13). (c) Lower panel: the free energy difference between superconducting and normal state as a function of temperature. Upper panel: the influence of temperature on thermodynamic critical field. (d) The specific heat of superconducting and normal state as a function of temperature ($p = 267$ GPa).

IV. HIGH VALUE OF C-S-H ELECTRON-PHONON COUPLING CONSTANT

A. The thermodynamic properties of C-S-H superconducting state at $p = 267$ GPa

The calculations based on use of genetic evolutionary algorithms and DFT method [18] suggest also the different scenario than proposed for C-S-H system in the paper by Sinder *et al.* [15]. The authors of article [18] showed that the replacement of small amount of sulfur atoms by carbon in compounds like $C_1S_{15}H_{48}$ and $C_1S_{17}H_{54}$ results in stronger electron-phonon coupling and higher averaged phonon frequency that increases with the pressure. As a result, the critical temperature reaches the room temperature value at ~ 270 GPa. Additionally, the calculated superconducting transition temperature of $C_1S_{15}H_{48}$ and $C_1S_{17}H_{54}$ as a function of pressure shows the good agreement with experimental measurements for C-S-H [15].

Under the approach that we consider in this paper, for the pressure of 267 GPa, the Hu *et al.* results [18] can be reproduced by taking $\omega_0 \sim 100$ meV. Using the experimental data obtained for critical temperature (Fig. 9 (a)) and equation $[\Delta_{n=1}]_{T=T_C} = 0$, the calculated values of electron-phonon coupling constant in CEE model are 3.26 and 3.95 for $\mu^* = 0.1$ and $\mu^* = 0.2$, respectively. In paper [18] estimated value of λ for $C_1S_{17}H_{54}$ is approximately 2.8. The above-mentioned results clearly suggest that the high value of critical temperature in C-S-H system is induced by high value of the electron-phonon coupling constant and high value of the logarithmic phonon frequency ω_{ln} of about 1550 K (the value of Debye frequency is about 3597 K [18]).

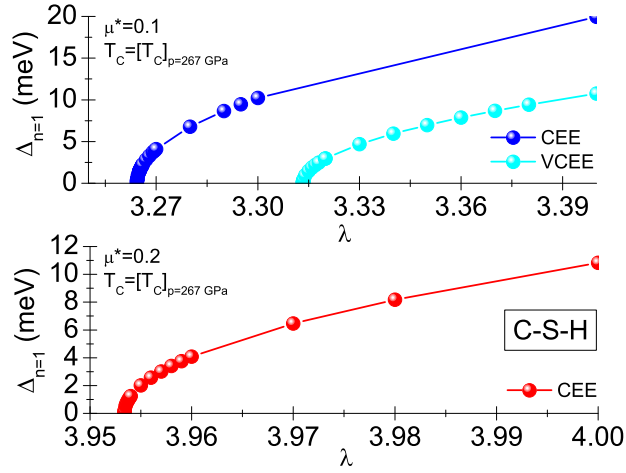


FIG. 11: Maximum value of order parameter as a function of electron-phonon coupling constant for the characteristic frequency of 100 meV. Assumed $T = [T_C]_{p=267 \text{ GPa}}$ and $\mu^* \in \{0.1, 0.2\}$. The results were obtained under CEE and VCEE model.

Taking into account the present case, in the area of strong electron-phonon coupling, the importance of vertex corrections for the electron-phonon interaction should be additionally examined. Our remark is due to the fact that their influence on obtained results is related to the value of dimensionless ratio $\lambda\omega_D/\varepsilon_F$, which explicitly depends on the value of electron-phonon coupling constant [36, 51, 52]. For C-S-H system its value is equal to 0.02, which means that in the static limit vertex corrections do not significantly modify the results obtained under the classical Eliashberg formalism. Nevertheless, when one considers the full dependence of order parameter on Matsubara frequency (dynamic effects) then the answer to question about the significance of vertex corrections requires the self-consistent solution of appropriately modified Eliashberg equations [27] (see VCEE schema discussed in detail in Appx. II). Our calculations showed that in VCEE scheme, for the Coulomb pseudopotential 0.1, the value of electron-phonon coupling constant is slightly increased ($\lambda = 3.31$) compared to the result obtained under CEE scheme ($\lambda = 3.26$). The full order parameter dependencies on λ for both CEE and VCEE schemas are shown in Fig. 11.

In Fig. 5 (a) we plotted the temperature dependence of order parameter determined using the classical Eliashberg equations and equations with vertex corrections. We obtained the physical values of order parameter using the method of analytical continuation the solutions of Eliashberg equations from imaginary axis [35] (see also Appx. I and Appx. II). It can be seen that due to significant strong-coupling effects, the obtained curves differ very clearly from BCS curve [66, 67]. In particular, the numerical results can be parameterized using the formula Eq. (12). In the CEE approach we get $\eta = 3.35$, while for VCEE the exponent η is equal to 1.5. Fig. 5 (a) allows to evaluate the impact of vertex corrections on the values of order parameter. In particular, it can be seen that vertex corrections clearly underestimate the $\Delta(T)$ values in temperature range from about 50 K to about 275 K. Outside the indicated range, their importance is negligible, which means that near zero Kelvin or near T_C , the thermodynamic properties of C-S-H system, with high accuracy, can be calculated within classical Eliashberg formalism. Note that in the case of LaH₁₀ superconductor ($p = 190$ GPa and $T_C = 260$ K [14]), the very similar scenario as for C-S-H is realized, as presented in Fig. 5 (b). The method for obtaining results for LaH₁₀ was discussed in Appx. VI. The η exponent values are 3.4 and 1.5 for the CEE and VCEE formalism, respectively.

In Fig. 12 (a), we plotted the temperature dependence of ratio: m_e^*/m_e - the effective mass of electron to the band mass of electron. Due to the very high value of electron-phonon coupling constant, also the ratio m_e^*/m_e takes high values. In particular, under classical Migdal-Eliashberg scheme, we obtained $m_e^*/m_e = 3.56$ ($T = T_0$). On the other hand, for $T = T_C$, the value of m_e^*/m_e is equal to 4.26. This result is consistent with exact analytical result: $m_e^*/m_e = 1 + \lambda$ [26], which confirms the high quality of presented numerical results.

The results collected in Fig. 12 (a) prove also that the vertex corrections clearly change the temperature dependence of effective mass of the electron. Importantly, with the increasing temperature, the ratio m_e^*/m_e significantly decreases reaching the value of 2.69 for critical temperature.

As we have shown in area of the low temperatures ($T \sim T_0$) and in vicinity of the critical temperature, the vertex corrections slightly affect the values of order parameter. This means that in the temperature ranges of interest, the thermodynamic parameters of superconducting state can be calculated within the CEE scheme. All the formulas needed for this purpose have been collected and discussed in Appx. I.

In Fig. 12 (b) we presented the influence of temperature on the value of free energy difference between superconducting and normal states (ΔF). From this, the temperature dependence of thermodynamic critical field H_C can be

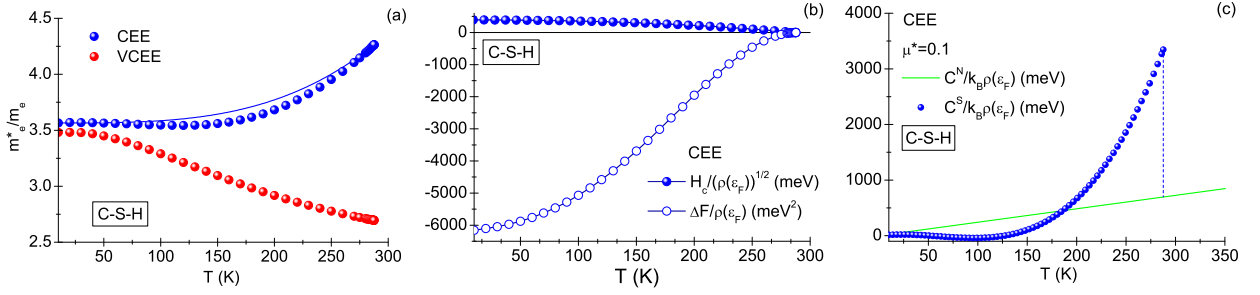


FIG. 12: (a) The ratio of effective mass to band mass of electron as a function of temperature. The solid line was obtained with Eq. (13). (b) Upper panel: the thermodynamic critical field as a function of temperature. Lower panel: the free energy difference between superconducting and normal states as a function of temperature. (c) The specific heat of superconducting and normal states as a function of temperature.

determined. For $T = T_0$ the value of thermodynamic critical field is equal to $H_C(0)/\sqrt{\rho(\epsilon_F)} = 393.97$ meV (see also Tab. III). This means that the dimensionless ratio R_H is equal to 0.177. Recall that for all superconducting systems, the BCS model predicts $R_H = 0.168$ [66, 67].

The forms of specific heat curves for superconducting and normal states are plotted in Fig. 12 (c). The specific heat jump occurring at critical temperature is characterized by the value $\Delta C(T_C)/k_B\rho(\epsilon_F) = 2650.32$ meV. Hence, the dimensionless ratio R_C is equal to 2.37. The BCS model predicts $R_C = 1.43$ [66, 67].

V. CHARACTERIZATION OF SELECTED HYDROGEN-RICH COMPOUNDS IN TERMS OF SUPERCONDUCTING STATE

The literature that describing the superconducting state in hydrogen-rich compounds is very extensive (see [69, 70] and references therein). In Tab. V, we have collected the most important information on experimental and theoretical results obtained so far. In particular, we have taken into account superconductors containing carbon and sulphur due to the fact that these elements are present in C-S-H system. Additionally, we have reported results for LaH₁₀, YH₁₀, and YH₆, due to the very high value of critical temperature in these compounds.

Note that research on sulphur in the context of superconductivity dates back to 1997, when Struzhkin *et al.* [71] experimentally demonstrated the disappearance of electrical resistance in temperature range from 10 K to 17 K, and the pressure of 93-157 GPa. Thus, they established the record value of critical temperature for pure element, for that moment. Subsequently, the theoretical analysis carried out in 2014 by Li *et al.* [72] suggested the existence of superconducting state with much higher value of critical temperature ($T_C = 80$ K) in H₂S for the pressure 160 GPa. The experimental verification of Li *et al.* [72] result by Drozdov *et al.* [6] unexpectedly showed that the value of critical temperature was almost twice as high ($T_C = 150$ K).

In addition, in the same experiment [6], the superconducting properties of H₃S were investigated, confirming the previous theoretical predictions of Duan *et al.* [5] about superconducting state with the record critical temperature (at that time) of as much as 203 K. Referring to the Tab. V, we can see that the superconducting properties of sulfur and hydrogen compounds have been tested for the wide pressure range, however, no higher critical temperature value than $T_C = 203$ K has been found. While extending the research, promising results were obtained by adding carbon to sulfur and hydrogen. For example, the theoretically analyzed CSH₇ compound can presumably become superconducting at temperature of about 200 K [73]. On the other hand, the C-S-H system, widely discussed in this paper, seems to be the undisputed record holder, which according to the experimental data reaches the T_C value of 287.7 K [15].

The YH₆, LaH₁₀, and YH₁₀ compounds were indicated as potential high-temperature superconductors based on the results of theoretical considerations (YH₆ in 2015 [74], LaH₁₀ and YH₁₀ two years later [8]). Although, according to calculations, YH₁₀ compound has the highest critical temperature among mentioned superconductors (see Tab. V), this result has not been confirmed experimentally so far. The situation is different for the LaH₁₀ compound, for which in 2019 it was experimentally demonstrated that its critical temperature value is equal to 260 K ($p = 190$ GPa) [14]. This result agrees quite well with previous theoretical predictions [8]. For YH₆ compound, the latest experimental studies [30] show that theoretical calculations have overestimated the critical temperature (by about 40 K) [74]. In our opinion, this inconsistency is seeming. The detailed analysis of this issue is provided in Appx. VII.

It should be noted that all of mentioned hydrogen-rich compounds for which T_C exceeds 200 K are characterized by the high value of electron-phonon coupling constant (see Tab. V), what suggests the similar scenario for C-S-H

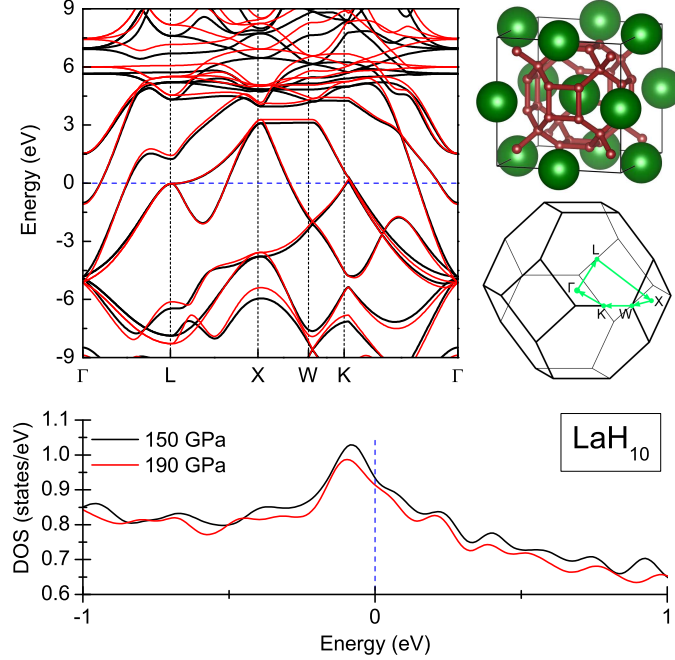


FIG. 13: Band structures along the Γ -L-X-W-K- Γ high-symmetry line and DOS of LaH_{10} at 150 GPa (black lines) and 190 GPa (red lines) with their Fermi energies set to be zero. Moreover, the optimized crystal structure and the Brillouin zone for cubic ($Fm\bar{3}m$) clathrate-type structure with special \mathbf{k} -point paths were plotted.

system.

VI. DETAILED CHARACTERISTICS OF SUPERCONDUCTING STATE IN LaH_{10} COMPOUND

For LaH_{10} the calculations of atomic structure relaxation, electronic structure, and phonon properties were performed based on the DFT method within the generalized gradient approximation of the Perdew-Burke-Ernzerhof exchange-correlation functional. The Brillouin zone was sampled using a $24 \times 24 \times 24$ \mathbf{k} -points grid according to the Monkhorst-Pack scheme. On the base of convergence tests, the kinetic energy cut-off for the wave functions and charge density were taken as 80 Ry and 1000 Ry, respectively. The cubic clathrate-type structure of investigated system with the space group $Fm\bar{3}m$ consists of the cage of 32 H atoms surrounding a La atom. The optimized lattice parameters $a = b = c$ of LaH_{10} at 150 GPa and 190 GPa are 5.0964 and 4.9834 Å, respectively. We found that LaH_{10} has a DOS that reaches 0.91 – 0.93 states/eV at the Fermi level, because of the presence of a van Hove singularity in the vicinity, as shown in Fig. 13. By increasing the pressure, the DOS peak can be modulated.

Thermodynamic parameters of the LaH_{10} superconductor, subjected to external pressure of 190 GPa, were determined taking into account the Eliashberg equations on imaginary axis (see Appx. I and Appx. II). In the first step, we calculated the value of electron-phonon coupling constant. We used the condition: $[\Delta_{n=1}]_{T=T_C} = 0$, where $T_C = 260$ K is experimental result taken from the paper [14]. For classical Eliashberg equations, we obtained: $\lambda = 2.82$, for Eliashberg equations taking into account the vertex corrections, we had: $\lambda = 2.77$. Based on discussed data, we conclude that the LaH_{10} superconductor is the system characterized by strong electron-phonon coupling. By taking vertex corrections into account - the value of λ can be decreased by 1.3%.

Fitting the value of electron-phonon coupling constant to experimental results is presented in Fig. 14 (a). In particular, we assumed: $\mu^* = 0.1$, $\omega_0 = 100$ meV, and $\omega_C = 1$ eV. We have obtained the stable solutions of Eliashberg equations for $T \geq T_0 = 15$ K.

The full dependence of order parameter on temperature we plotted in Fig. 5 (b). In turn the influence of temperature on the value of effective electron mass to band electron mass ratio is presented in Fig. 14 (b). It can be seen that, analogically to C-S-H system (see Fig. 12 (a)), the vertex corrections to electron-phonon interaction noticeably lower the value of effective mass of electron.

The dimensionless ratio R_Δ for the LaH_{10} superconductor is equal 5.25 and 5.33, respectively for schema CEE and VCEE. These results are due to significant retardation and strong-coupling effects. The other thermodynamic

TABLE V: Selected elements or compounds containing hydrogen in which the superconducting state has been confirmed or is expected to exist.

Stoichiometry	p (GPa)	Structure	λ	ω_{ln}/k_B (K)	μ^*	T_C^{CEE} (K)	$T_C^{\text{Exp.}}$ (K)	Theor./Exp.
CSH ₇	100	Cm	1.20	1091	0.1	108	-	Theor. [73]
CSH ₇	150	$R\bar{3}m$	2.47	925	0.1	194	-	Theor. [73]
CSH ₇	200	$R\bar{3}m$	1.35	1379	0.1	158	-	Theor. [73]
CSH ₇	150	$Pmna$	3.06	672	0.1	170	-	Theor. [73]
CSH ₇	200	$Pmna$	1.06	1622	0.1	138	-	Theor. [73]
C-S-H	225	-	-	-	-	-	200	Exp. [15]
C-S-H	250	-	-	-	-	-	255	Exp. [15]
C-S-H	267	-	-	-	-	-	287.7	Exp. [15]
C-S-H	275	-	-	-	-	-	286	Exp. [15]
H ₂ S	160	$P1 \rightarrow Cmca$	~ 1.2	~ 1000	0.13	82	-	Theor. [72]
H ₂ S	150	-	-	-	-	-	150	Exp. [6]
H ₂ S	130-180	$P1, Cmca$	1.28	960	0.15	31-88	-	Theor. [75]
H ₃ S	200	$Im\bar{3}m$	2.19	1335	0.1	204	-	Theor. [5]
H ₃ S	157	$Im\bar{3}m$	1.94	1321	0.16	216	-	Theor. [76]
H ₃ S	155	-	-	-	-	-	203	Exp. [6]
H ₃ S	150	$R\bar{3}m$	2.067	1056	0.123	203	-	Theor. [16]
H ₃ S	250	$Im\bar{3}m$	1.31	1485	0.13	164	-	Theor. [77]
H ₃ S	350	$Im\bar{3}m$	1.22	1301	0.13	129	-	Theor. [77]
H ₃ S	450	$Im\bar{3}m$	1.26	1464	0.13	146	-	Theor. [77]
H ₃ S	500	$Im\bar{3}m$	1.32	1454	0.13	156	-	Theor. [77]
LaH ₁₀	300	$Fm\bar{3}m$	1.78	1488	0.1 (0.13)	254 (241)	-	Theor. [8]
LaH ₁₀	250	sodalite-like fcc	2.2	1253	0.1 (0.13)	274 (257)	-	Theor. [8]
LaH ₁₀	190	-	-	-	-	-	260	Exp. [14]
LaH ₁₀	170	-	-	-	-	-	250	Exp. [13]
LaH ₁₀	150	$R\bar{3}m$	2.2	-	0.1	215	-	Theor. [29]
LaH ₁₀	190	$Fm\bar{3}m$	2.8	-	0.1	260	-	Theor. [29]
LaH ₁₀	170	$Fm\bar{3}m$	3.94	801	0.2	259	-	Theor. [17]
LaH ₁₀	150	$R\bar{3}m$	2.77	833	0.2	203	-	Theor. [17]
YH ₁₀	250	$Fm\bar{3}m$	2.56	1282	0.1 (0.13)	326 (305)	-	Theor. [8]
YH ₁₀	300	$Im\bar{3}m$	2.06	1511	0.1 (0.13)	308 (286)	-	Theor. [8]
YH ₁₀	250	sodalite-like fcc	2.67	1102	0.1	291	-	Theor. [78]
YH ₁₀	300	sodalite-like fcc	2.00	1450	0.1	275	-	Theor. [78]
YH ₆	120	$Im\bar{3}m$	2.93	1080	0.1 (0.13)	264 (251)	-	Theor. [74]
YH ₆	166	$Im\bar{3}m$	-	-	-	-	224	Exp. [30]
YH ₆	165	$Im\bar{3}m$	1.71	1333	0.1 (0.15)	247 (236)	-	Theor. [30]
YH ₆	300	$Im\bar{3}m$	1.73	1612	0.11	290	-	Theor. [79]
S	93-157	-	-	-	-	-	10-17	Exp. [71]
S	160	$\beta\text{-Po}$	0.75	437	0.127	17	-	Theor. [80]
H	480	$I4_1/amd$	2.17	1870	0.1 (0.13)	284 (266)	-	Theor. [81]
H	539	$I4_1/amd$	2.01	2016	0.1 (0.13)	291 (272)	-	Theor. [81]
H	608	$I4_1/amd$	1.89	2106	0.1 (0.13)	291 (270)	-	Theor. [81]
H	802	$I4_1/amd$	1.68	2239	0.1 (0.13)	282 (260)	-	Theor. [81]
H	802	$I4_1/amd$	1.7	-	0.1 (0.2)	332.7 (259.4)	-	Theor. [82]
H	2000	fcc	7.32	1035	0.1 (0.5)	631 (413)	-	Theor. [83]
H ₂	494	2D model	0.628	7955.064	0.17385	84.49	-	Theor. [84]
H ₂	686	2D model	0.573	10985.66	0.17997	64.66	-	Theor. [84]

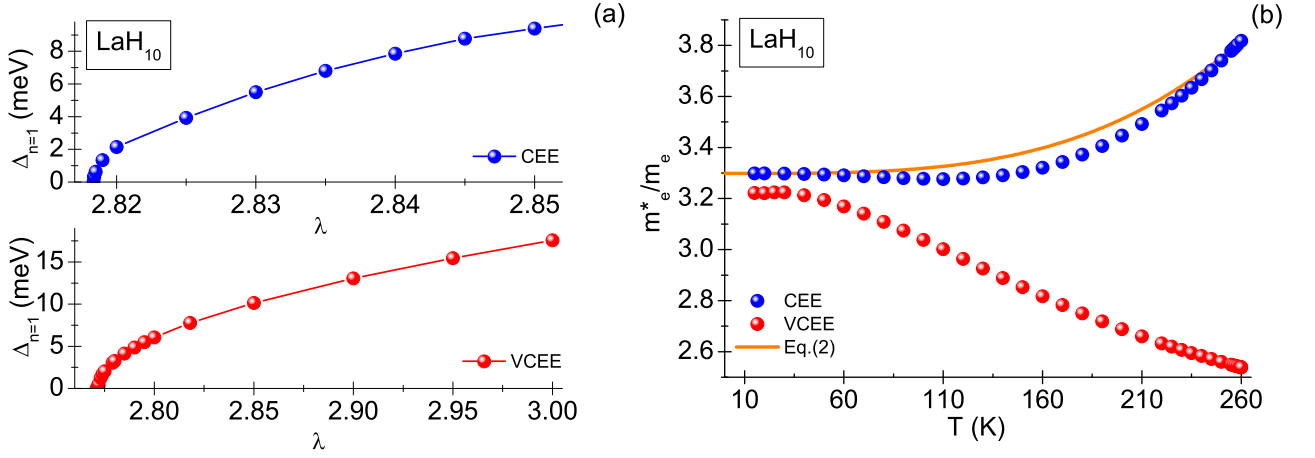


FIG. 14: (a) The dependence of maximum value of order parameter on the electron-phonon coupling constant ($T = T_C$). (b) The influence of temperature on the effective electron mass. Spheres represent the numerical results. The orange line was obtained using the analytical formula Eq. (13).

parameters of superconductor LaH_{10} have already been analyzed by us in CEE scheme and described in detail in the publication [29].

VII. THE THERMODYNAMIC PARAMETERS OF SUPERCONDUCTING STATE FOR YH_6 COMPOUND

The superconducting properties of YH_6 compound attracted the attention of researchers several years ago. Calculations carried out in 2014 by Li *et al.* suggested the high transition temperature value of 251 K-264 K at 120 GPa [74]. Additionally, in 2019 it was suggested that the value of T_C at 300 GPa could be as high as 290 K [79]. In contrast, experiments conducted in 2020 showed that the critical temperature value is equal to 224 K at 166 GPa ($Im\bar{3}m$ structure) [30], so is lower than theoretically predicted value of T_C .

In the first step, we performed the numerical calculations for YH_6 within classical Eliashberg formalism (CEE). We used the anharmonic Eliashberg function determined in the paper [30] (see also Tab. VI). For the standard value of Coulomb pseudopotential $\mu^* = 0.1$ (the pink spheres in Fig. 15 (a)), we obtained slightly higher critical temperature value ($T_C = 236.8$ K) than in the experiment ($T_C = 224$ K). In the next step, we calculated the exact value of Coulomb pseudopotential for CEE scheme based on the equation $[\Delta_{n=1}(\mu^*)]_{T=T_C} = 0$, assuming that $\Omega_C = 3\omega_D$ (the dark cyan spheres in Fig. 15 (b)). The obtained result is as follows: $\mu^* = 0.123$. Then, we determined the temperature dependence of order parameter (the dark cyan spheres in Fig. 15 (a)). It can be easily noticed that the obtained results allow to determine the width of superconducting gap, which in the analyzed case is: $2\Delta(T_0) = 86.28$ meV. On this basis, we have obtained: $R_\Delta = 4.45$.

Note that in the publication [30], the numerical calculations were also performed using the Eliashberg formalism (although the different form of Eliashberg equations was used). In the harmonic case, they received $T_C = 251$ K for $\mu^* = 0.195$ and $T_C = 261$ K-272 K for $\mu^* = 0.15 - 0.1$. In the anharmonic case, the results are: $T_C = 226$ K for $\mu^* = 0.195$ and $T_C = 236$ K-247 K for $\mu^* = 0.15 - 0.1$. As can easily be seen, the best outcomes (most close to experimental result) are given by the results obtained for anharmonic $\alpha^2F(\omega)$ of $Im\bar{3}m$ - YH_6 (165 GPa). However, it can be seen that the relatively high value of Coulomb pseudopotential was used.

For YH_6 we also performed the analysis within VCEE formalism. The input data for Eliashberg equations are collected in Tab. VI. We obtained even higher value of Coulomb pseudopotential ($\mu_1^* = 0.277$), than Troyan *et al.* (we have chosen the standard cut-off frequency: $\Omega_{C1} = 3\omega_D$). Note that the even higher cut-off frequency ($\Omega_{C2} = 10\omega_D$) leads to even greater undesirable increase in the Coulomb pseudopotential: $\mu_2^* = 0.363$. The dependence courses of $\Delta_{n=1}$ on μ^* , characterizing the situation discussed by us, are collected in Fig. 15 (b). In Fig. 15 (a), we have plotted the temperature dependencies of order parameter. The results obtained for formalism including vertex corrections, for both calculated values of the Coulomb pseudopotential, converge the entire analyzed temperature range up to $T_C = 224$ K. It can also be seen that the influence of vertex corrections on the values of order parameter is analogous to LaH_{10} superconductor and C-S-H system (strong-coupling case - see Fig. 5).

In area of very low temperatures and temperatures close to the critical temperature the values of order parameter

TABLE VI: The input parameters to Eliashberg equations for YH_6 compound.

p	166 GPa
T_C [30]	224 K
ω_D (anharmonic) from $\alpha^2F(\omega)$ for $Im\bar{3}m$ [30]	210.24 meV
λ [30]	1.71
Ω_{C1}	$3\omega_D$
μ_1^*	0.277
Ω_{C2}	$10\omega_D$
μ_2^*	0.363
The Migdal ratio: $\frac{\omega_D}{\varepsilon_F}$	0.013
$\lambda \frac{\omega_D}{\varepsilon_F}$	0.023

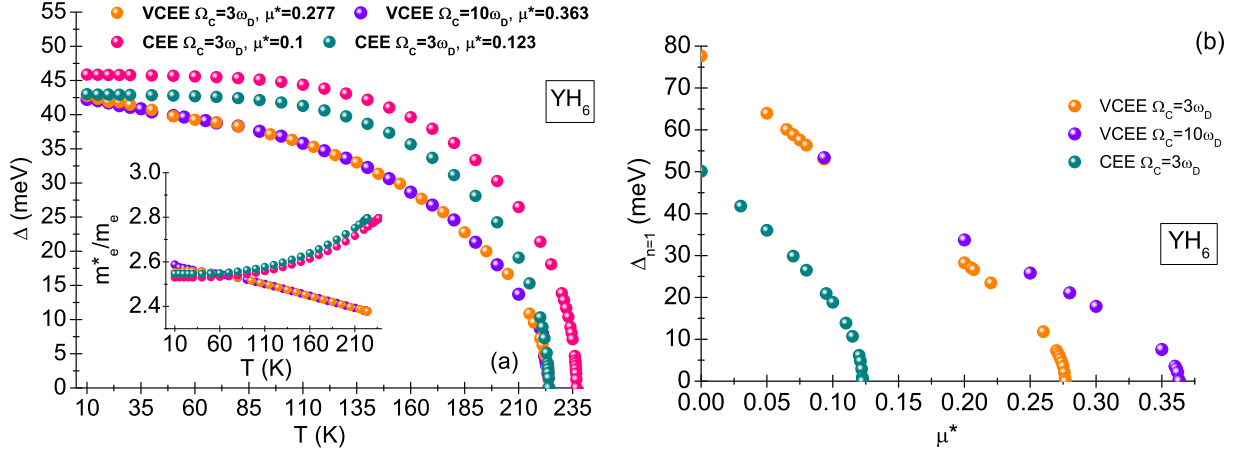


FIG. 15: (a) The dependence of order parameter on temperature for YH_6 compound. In the inset, we presented the values of electron effective mass. (b) The dependence of maximum value of the order parameter on Coulomb pseudopotential for $T = T_C$.

obtained in CEE and VCEE schemes are physically indistinguishable. This result implies that the thermodynamics of superconducting state near temperature T_0 and close to critical temperature can be analyzed by using the classical Eliashberg approach. The Fig. 16 shows the difference of free energy ΔF , the function of thermodynamic critical field H_C and the specific heat in superconducting C^S and normal C^N states. Negative values of free energy difference indicate the thermodynamic stability of superconducting phase up to critical temperature. Additionally, we can observe a characteristic jump of specific heat occurring in $T_C = 224$ K, its value equals 544.59 meV. For YH_6 superconductor, the values of characteristic dimensionless parameters R_H and R_C are 0.136 and 1.53, respectively.

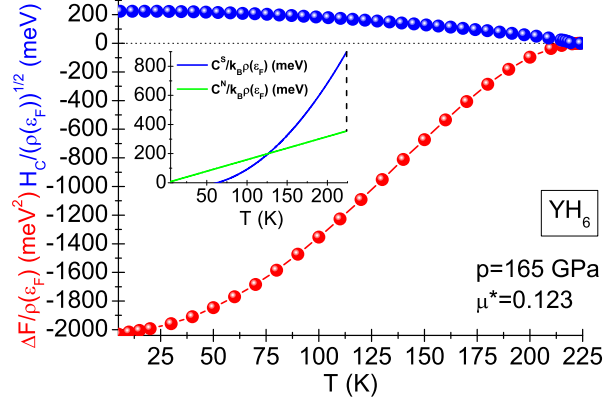


FIG. 16: (Lower panel) The free energy difference between superconducting and normal states as a function of temperature. (Upper panel) The thermodynamic critical field as a function of temperature. The inset shows the temperature dependence of specific heat for superconducting and normal state.

VIII. INFLUENCE OF MANY-BODY CORRECTIONS ON THE ORDER PARAMETER (CLASSICAL ELIASHBERG EQUATIONS)

The classical Eliashberg equations were derived in self-consistent way, in the second order of electron-phonon coupling function (g^2). This procedure ignores the higher-order many-body corrections that affect the order parameter [26].

We present the derivation of Eliashberg equations for the higher-order many-body terms in the channel of order parameter. The self-consistent scheme has been characterized by Fig. 17. In particular, the Matsubara Green function is given by formula [85, 86]:

$$\left\langle \left\langle \Psi_{\mathbf{k}-\mathbf{q}} | \Psi_{\mathbf{k}+\mathbf{q}'}^\dagger \right\rangle \right\rangle_{i\omega_n} = \begin{pmatrix} \left\langle \left\langle c_{\mathbf{k}-\mathbf{q}\uparrow} | c_{\mathbf{k}+\mathbf{q}'\uparrow}^\dagger \right\rangle \right\rangle_{i\omega_n} & \left\langle \left\langle c_{\mathbf{k}-\mathbf{q}\uparrow} | c_{-\mathbf{k}-\mathbf{q}'\downarrow} \right\rangle \right\rangle_{i\omega_n} \\ \left\langle \left\langle c_{-\mathbf{k}+\mathbf{q}\downarrow}^\dagger | c_{\mathbf{k}+\mathbf{q}'\uparrow} \right\rangle \right\rangle_{i\omega_n} & \left\langle \left\langle c_{-\mathbf{k}+\mathbf{q}\downarrow}^\dagger | c_{-\mathbf{k}-\mathbf{q}'\downarrow} \right\rangle \right\rangle_{i\omega_n} \end{pmatrix} \equiv \begin{pmatrix} g_{\mathbf{k}-\mathbf{q}}^A(i\omega_n) & g_{\mathbf{k}-\mathbf{q}}^B(i\omega_n) \\ g_{\mathbf{k}-\mathbf{q}}^C(i\omega_n) & g_{\mathbf{k}-\mathbf{q}}^D(i\omega_n) \end{pmatrix}, \quad (14)$$

where the symbol $c_{\mathbf{k}\sigma}^\dagger$ ($c_{\mathbf{k}\sigma}$) represents the electron creation (annihilation) operator with momentum \mathbf{k} and spin $\sigma \in \{\uparrow, \downarrow\}$. Including the many-body contributions of fourth order of g , one can obtain:

$$\left\langle \left\langle \psi_{\mathbf{k}-\mathbf{q}} | \psi_{\mathbf{k}+\mathbf{q}'}^\dagger \right\rangle \right\rangle_{i\omega_n} = \begin{pmatrix} f_{\mathbf{k}\mathbf{q}}^{(1)}(i\omega_n) + \omega_{\mathbf{q}}^2 \cdot g_{\mathbf{k}-\mathbf{q}}^A(i\omega_n) & -(\omega_n - \omega_m)^2 \cdot g_{\mathbf{k}-\mathbf{q}}^B(i\omega_n) \\ -(\omega_n - \omega_m)^2 \cdot g_{\mathbf{k}-\mathbf{q}}^C(i\omega_n) & f_{\mathbf{k}\mathbf{q}}^{(2)}(i\omega_n) + \omega_{\mathbf{q}}^2 \cdot g_{\mathbf{k}-\mathbf{q}}^D(i\omega_n) \end{pmatrix}. \quad (15)$$

The functions appearing in above matrix possesses the following form:

$$f_{\mathbf{k}\mathbf{q}}^{(1)}(i\omega_n) = \left[g_{0\mathbf{k}-\mathbf{q}}^-(i\omega_n) \right]^{-1} \left(1 + n_{\mathbf{q}}^{ph} + n_{-\mathbf{q}}^{ph} \right) + \omega_{\mathbf{q}} \left(1 + n_{\mathbf{q}}^{ph} - n_{-\mathbf{q}}^{ph} \right) - 2\omega_{\mathbf{q}} n_{\mathbf{k}-\mathbf{q}\uparrow}^e, \quad (16)$$

$$f_{\mathbf{k}\mathbf{q}}^{(2)}(i\omega_n) = \left[g_{0\mathbf{k}-\mathbf{q}}^+(i\omega_n) \right]^{-1} \left(1 + n_{\mathbf{q}}^{ph} + n_{-\mathbf{q}}^{ph} \right) + \omega_{\mathbf{q}} \left(1 + n_{\mathbf{q}}^{ph} - n_{-\mathbf{q}}^{ph} \right) - 2\omega_{\mathbf{q}} (1 - n_{-\mathbf{k}+\mathbf{q}\downarrow}^e),$$

where: $g_{0\mathbf{k}}^\pm(i\omega_n) = [\varepsilon_{\mathbf{k}} \pm i\omega_n]^{-1}$, are bare electron Green functions that ignore the electron-phonon interaction. Additionally, $\varepsilon_{\mathbf{k}}$ is the electron band energy, and $\omega_{\mathbf{q}}$ represents the phonon dispersion relation. The symbols $n_{\mathbf{k}\sigma}^e$ and $n_{\mathbf{q}}^{ph}$ refer to the Fermi-Dirac and the Bose-Einstein functions, respectively. The self-consistent procedure allows to obtain the modified equation for order parameter:

$$\varphi_{\mathbf{k}}(i\omega_n) = \frac{k_B T}{N} \sum_{\mathbf{m}\mathbf{q}} K_{\mathbf{k}\mathbf{q}}^{(a)}(\omega_n - \omega_m) K_{\mathbf{q}}(\omega_n - \omega_m) \frac{\varphi_{\mathbf{k}-\mathbf{q}}(i\omega_m)}{D_{\mathbf{k}-\mathbf{q}}(i\omega_m)}. \quad (17)$$

The additional many-body term can be written as:

$$K_{\mathbf{k}\mathbf{q}}^{(a)}(\omega_n - \omega_m) = \frac{(\omega_n - \omega_m)^2}{\omega_n^2 + \varepsilon_{\mathbf{k}-\mathbf{q}}^2}. \quad (18)$$

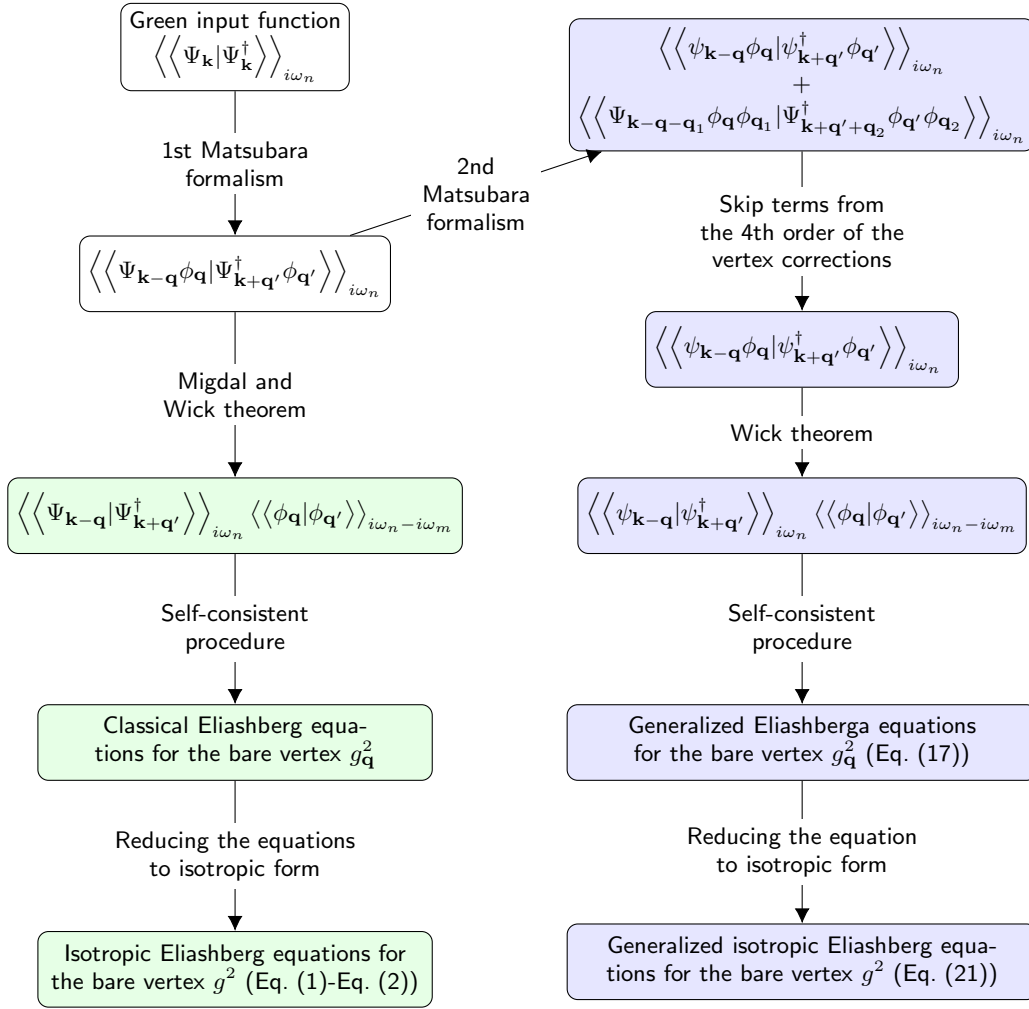


FIG. 17: The classic (green) and modified (blue) scheme for deriving the Eliashberg equations. The white blocks are common to both methods.

Assuming $K_{\mathbf{k}\mathbf{q}}^{(a)}(\omega_n - \omega_m) \rightarrow 1$, we get classic equation for the order parameter. We introduced also the designation: $D_{\mathbf{k}-\mathbf{q}}(i\omega_m) = (\omega_m Z_{\mathbf{k}-\mathbf{q}}(i\omega_m))^2 + \varepsilon_{\mathbf{k}-\mathbf{q}}^2 + \varphi_{\mathbf{k}-\mathbf{q}}^2(i\omega_m)$. In the isotropic limit: $\varphi_{\mathbf{k}}(i\omega_n) \rightarrow \varphi_n$, the pairing kernel of electron-phonon interaction is transformed as follows:

$$K_{\mathbf{q}}(\omega_n - \omega_m) = 2g_{\mathbf{q}}^2 \frac{\omega_{\mathbf{q}}}{(\omega_n - \omega_m)^2 + \omega_{\mathbf{q}}^2} \rightarrow K(\omega_n - \omega_m) = \int_{-\infty}^{+\infty} d\omega \frac{\langle\langle g_{\mathbf{q}}^2 F_{\mathbf{q}}(\omega) \rangle\rangle 2\omega}{(\omega_n - \omega_m)^2 + \omega^2} = \frac{1}{\rho(0)} \lambda_{nm}, \quad (19)$$

where symbol $\langle \dots \rangle$ means averaging over the Fermi surface, and $F_{\mathbf{q}}(\omega) = \delta(\omega - \omega_{\mathbf{q}})$ is the phonon density of states. Then the sum of wave vectors should be replaced by the energy integral: $\frac{1}{N} \sum_{\mathbf{q}} \rightarrow \rho(0) \int_{-\infty}^{+\infty} d\varepsilon$. Hence, the equation for order parameter takes the form:

$$\varphi_n = k_B T \sum_m \lambda_{nm} \int_{-\infty}^{+\infty} d\varepsilon \frac{(\omega_n - \omega_m)^2}{\omega_n^2 + \varepsilon^2} \frac{\varphi_m}{(\omega_m Z_m)^2 + \varepsilon^2 + \varphi_m^2}. \quad (20)$$

The integration in Eq. (20) can be done analytically ($\int_{-\infty}^{+\infty} d\varepsilon \frac{1}{A+\varepsilon^2} \frac{1}{B+\varepsilon^2} = \frac{\pi}{A\sqrt{B}+\sqrt{AB}}$). As a result, we get the algebraic form of order parameter equation in the isotropic approximation:

$$\varphi_n = \pi k_B T \sum_m (\omega_n - \omega_m)^2 \lambda_{nm} \frac{\varphi_m}{\omega_n^2 \sqrt{(\omega_m Z_m)^2 + \varphi_m^2} + |\omega_n| \left((\omega_m Z_m)^2 + \varphi_m^2 \right)}. \quad (21)$$

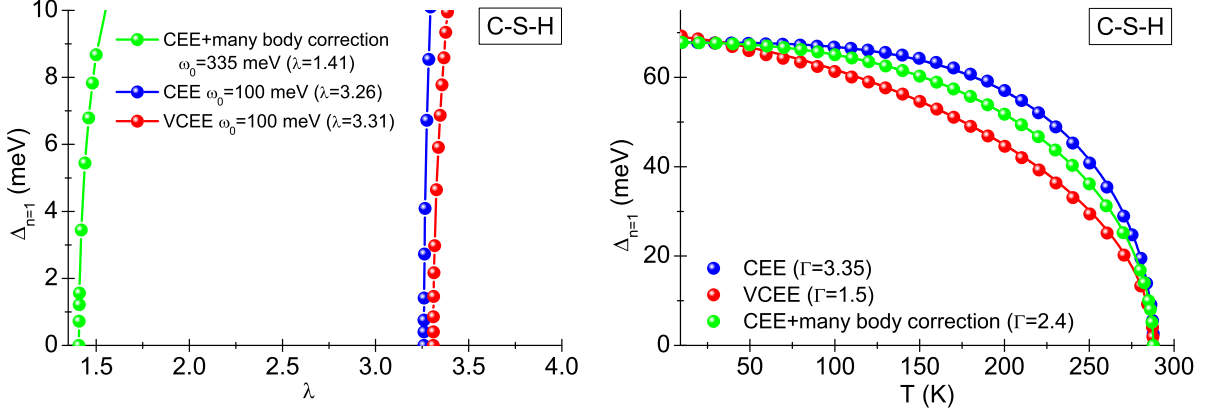


FIG. 18: (a) The dependence of maximum value of the order parameter on the electron-phonon coupling constant for C-S-H system ($T_C = 267$ K and $\mu^* = 0.1$). (b) The dependence of order parameter on the temperature. The results has been obtained in the framework of CEE model, VCEE formalism and equations taking into account the additional many-body terms.

The simple transformations allow the separation of higher-order many-body contributions $p_1(\omega_n, \omega_m)$ and $p_2(\omega_n, \omega_m)$ in Eq. (21):

$$\varphi_n = \pi k_B T \sum_m [1 + p_1(\omega_n, \omega_m)] \lambda_{nm} \frac{\varphi_m}{\sqrt{(\omega_m Z_m)^2 + \varphi_m^2 + p_2(\omega_n, \omega_m)}}, \quad (22)$$

where:

$$p_1(\omega_n, \omega_m) = \left(\frac{\omega_m}{\omega_n} \right)^2 - 2 \frac{\omega_m}{\omega_n}, \quad (23)$$

$$p_2(\omega_n, \omega_m) = \frac{1}{|\omega_n|} \left((\omega_m Z_m)^2 + \varphi_m^2 \right).$$

We will show below that the inclusion of additional many-body terms in the Eliashberg formalism (Eq. (22)) leads to the significant reduction of electron-phonon coupling constant (C-S-H system). In this case, the modified formalism suggests ($\omega_0 \sim 350$ meV), since for lower values of ω_0 (100 meV or 200 meV), there is $\Delta_n = 0$ for $T < T_C$. In particular, the data collected in Fig. 18 (a) proves that $\lambda = 1.41$, with the function $\Delta(T)$ is very slightly different from the curve obtained under the classical Eliashberg formalism (Fig. 18 (b)). This means that the CEE model correctly defines the measurable thermodynamic parameters of superconducting phase.