

Using Diachronic Distributed Word Representations as Models of Lexical Development in Children

Arijit Gupta^{1,2}, Rajaswa Patil^{*1,2}, and Veeky Baths^{1,3}

¹ Cognitive Neuroscience Lab, BITS Pilani, Goa Campus, India

² Dept. of Electrical & Electronics Engineering, BITS Pilani, Goa Campus, India

³ Dept. of Biological Sciences, BITS Pilani, Goa Campus, India

*Rajaswa Patil, C-115, BITS Pilani, Goa Campus, 403726, Goa, India (email: f20170334@goa.bits-pilani.ac.in).

Abstract

Recent work has shown that distributed word representations can encode abstract semantic and syntactic information from child-directed speech. In this paper, we use diachronic distributed word representations to perform temporal modeling and analysis of lexical development in children. Unlike all previous work, we use temporally sliced speech corpus to learn distributed word representations of child and child-directed speech. Through our modeling experiments, we demonstrate the dynamics of growing lexical knowledge in children over time, as compared against a saturated level of lexical knowledge in child-directed adult speech. We also fit linear mixed-effects models with the rate of semantic change in the diachronic representations and word frequencies. This allows us to inspect the role of word frequencies towards lexical development in children. Further, we perform a qualitative analysis of the diachronic representations from our model, which reveals the categorization and word associations in the mental lexicon of children.

Introduction

Lexical development in children is a holistic and complex phenomenon involving noisy multimodal interactions and underlying various psycholinguistic processes. Previous research in child language acquisition has shown that infants are capable of lexical processing of words through their semantic and syntactic distributional structures (Lany and Saffran, 2010; Syrett and Lidz, 2010). Recently, the paradigm of word embeddings from deep-learning-based computational semantics has pushed the frontiers in modeling such distributional structures of words (Mikolov et al., 2013a; Wang et al., 2020). Consequently, word embeddings have been used to study various aspects of child and child-directed adult speech (Huebner and Willits, 2018b; Fourtassi et al., 2019; Fourtassi, 2020).

Recent advances in computational modeling for distributional semantics have made it possible to study diachronic semantic shifts in a given corpus (Kutuzov et al., 2018). Using temporally-wide large-scale corpora, diachronic word embeddings can be used to study underlying linguistic and nonlinguistic dynamics of change and development in human language (Kutuzov et al., 2018). Given

the availability of such corpora for child-speech and child-directed adult speech (MacWhinney, 2000), a similar framework can be designed to study lexical development in children.

This paper explores the usability of diachronic distributed word representations¹ in cognitive modeling and analysis of the lexical development in children. Unlike all previous work, we use temporally sliced data to learn distributed word representations of child and child-directed speech. We use these diachronic representations to study the semantic and syntactic lexical development in children by performing a categorization task. Further, we use linear mixed-effects modeling with semantic shifts in diachronic embeddings (Kutuzov et al., 2018) to inspect the role of word-frequencies in the lexical-development in children. Through our experiments we show that diachronic word representations can be very effective in capturing various quantitative and qualitative aspects of lexical development in children.

Background

The meanings of words change over time, owing to a variety of linguistic and nonlinguistic factors. This phenomenon has been termed as *semantic shifts* (Bloomfield, 1933) in historical linguistics. Due to an increasing availability of large corpora, several data-driven methods have been proposed to study such semantic shifts. Words can be represented as continuous vectors (Rumelhart and McClelland, 1987; Elman, 1990). As the meaning and context of a word changes, it's vector changes accordingly (Kutuzov et al., 2018). Recent work has shown that semantic shifts are not always closely related to changes in word frequencies (Kutuzov et al., 2018). Previous works have also shown that distributed word representations (Turney and Pantel, 2010; Baroni et al., 2014) outperform frequency based methods in detecting semantic shifts (Kulkarni et al., 2015). These models use deep-learning based word-embedding vectors (Mikolov et al., 2013b), produced from word co-occurrence relationships.

Semantic shifts were first analyzed on year-wise data by Kim et al. (2014) using a prediction based word embedding model. They used a distributional continuous skip-gram model with negative sampling (Mikolov et al., 2013b), which was later proven to be superior in semantic shift analysis as compared to PPMI-based distributional models (Hamilton et al., 2016). Most modern word embedding models are inherently stochastic (Kutuzov et al., 2018), and produce word representations in different vector spaces on each run. To overcome this, Kulkarni et al. (2015) suggested that the models be aligned to one vector space using linear transformations. Another study by Zhang et al. (2015) suggested that linear projections could be used for this alignment. More recently, Carlo et al. (2019) proposed a relatively simple temporal compass based alignment, which showed significant improvements over the previous approaches.

Diachronic embeddings have been used across a variety of applications, ranging from linguistic studies to cultural studies. They have been successfully applied to tasks like event detection, predicting civil turmoils, and tracing popularity of entities (Kutuzov et al., 2018). Even though there have been a significant number of studies which use distributed word representations for analyzing child-directed speech (Huebner and Willits, 2018a; Huebner and Willits, 2018b; Fourtassi et al., 2019; Fourtassi, 2020), the usability of diachronic embeddings as models of lexical development has not been explored yet². The closest work is presented by Huebner and Willits, (2018a), where

¹ the terms “distributed word representations” and “word embeddings” have been used interchangeably in this paper.

² To the best of our knowledge

they train sequential deep-learning models on age-ordered child-directed speech data. In this study, we use diachronic embeddings trained on child-speech data³, which act like a temporal representational model for the mental lexicon in children.

Methodology

Given a corpus of child language, a diachronic word-embedding model can be trained over its temporal slices. The distributed-latent representations from the model can then be probed for lexical knowledge at any given point in time. Consequently, the lexical development can be captured by comparing these distributed representations over some interval of time. In this section, we describe our cognitively motivated diachronic modeling method and the required pre-processing of the child language corpus.

Data

Similar to all the previous works, we use the CHILDES corpus (MacWhinney, 2000) for our experiments. The corpus consists of transcripts of first language acquisition by children. It contains transcriptions in 26 languages, spanning across 130 corpora of children interacting in different environments, including spontaneous interactions, as well as controlled classroom learning. For the current study, we use the data from American-English speaking children. Due to an imbalance in data distribution, we discard the data beyond the first three years of age.

Unlike child-directed adult speech, child speech is highly noisy in the early months. It is only after the age of 18 months, that children start combining two words or single-word phrases in situations in which they both are relevant and having roughly equivalent status (Bavin and Naigles, 2015). Hence, we consider the data after the age of 18 months only. This results in a corpus that is temporally spread across 19 months (*age = 18months to age = 36months*). It contains 2798 speech transcripts; 1,321,772 word tokens; 13,812 word types; and 405,596 utterances, collected from 28 different studies involving 188 children (99F and 89M) and their guardians.

We tokenize the corpus by splitting at spaces. We remove all the punctuations from the corpus as they do not contribute lexically in any way. Further, all the proper nouns are replaced with a generalized token: [NAME]. We set the temporal granularity of our diachronic models to a month. Hence, we split the corpus into 19 month-wise temporal slices.

Model

A diachronic model usually comprises two major components: a base word-embedding model, and a mechanism to align the representations across different temporal data slices. We use word2vec as our base word-embedding model (skip-gram with negative sampling - SGNS variant) (Mikolov et al., 2013b). For aligning the word-embeddings, we employ a slightly modified version of the compass-based alignment method proposed by Carlo et al. (2019).

Word2vec is a shallow, two-layered neural-network word-embedding model. It takes a large corpus of words as input, and generates a multi-dimensional distributed vector space, with each word being assigned a vector. The word2vec-SGNS model in particular takes a one-hot encoded word identity

³ This has not been explored before, to the best of our knowledge

vector as input and predicts its surrounding context words. Formally, given a sequence of input words: $w_1, w_2, w_3, \dots, w_T$, the objective of the model is to maximize the average log probability:

$$\frac{1}{T} \sum_{t=1}^T \sum_{-c < j < c, j \neq 0} \log p(w_{t+j} | w_t)$$

where $c = 5$ is the size of the training context window. The skip-gram formula defines $p(w_{t+j} | w_t)$ using a negative sampling method (Mikolov et al., 2013b).

Some words are quite frequent in the corpus while others are less frequent. To deal with this, a sub-sampling strategy is used. Each word in the training set w_i is discarded with the probability:

$$P(w_i) = 1 - \sqrt{\frac{t}{f(w_i)}}$$

where $f(w_i)$ is the frequency of the word and $t = 1e - 5$ is a predefined threshold. This accelerates the learning process and improves the accuracy of the vector representations of rare words. We use a word representation dimension of $d = 100$ for the word2vec-SGNS model.

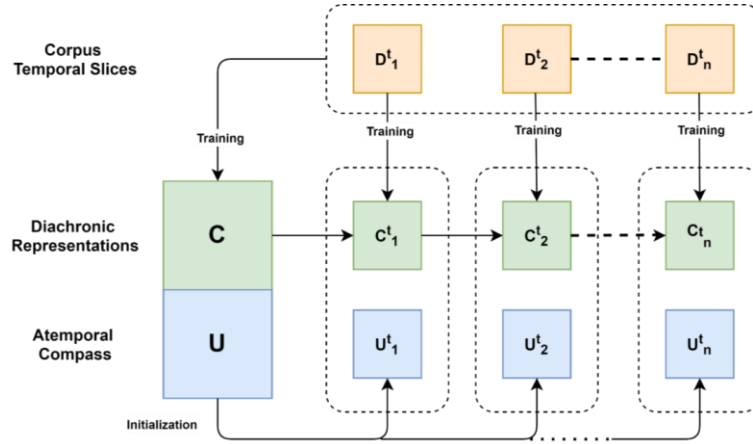


Figure 1: The diachronic compass-based model. In order to temporally align the word embeddings from each of the corpus temporal slices, one of the layers is initialized from the atemporal compass and frozen during the training.

To work with diachronic word vectors, the vector spaces generated by the models trained at each time-step need to be aligned to a common vector space. This ensures that the vectors across different time-steps can be compared directly. We implement a temporal compass-based model to align the vector spaces (Carlo et al., 2019). As the word2vec-SGNS model is a two-layered neural network, the context embeddings are encoded in the output layer parameters (U) and target word embeddings are encoded in the input layer parameters (C). Given a corpus D , divided into n temporal slices: $D^t_1, D^t_2, \dots, D^t_n$; the model (C, U) is first trained on the entire corpus $D = D^t_1 \cup D^t_2 \cup \dots \cup D^t_n$ as shown in Figure 1. The input layer parameters (C) are used as the distributed representations in our experiments. Whereas, the output layer parameters (U) are used as an atemporal compass to align these distributed representations. Hence, the output layer parameters are frozen and unchanged for further training, such that: $U = U^t_1 = U^t_2 = U^t_3 = \dots U^t_n$. The diachronic representations for each temporal slice in the corpus (D^t_i) are then obtained by training the input layer parameters (C^t_i).

The training for each temporal slice (D_i^t) is resumed with the representations from the previous temporal slice (C_{i-1}^t). This is done by initializing the input parameters (C_i^t) with the already trained input parameters from the previous temporal slice (C_{i-1}^t). Where the parameters for newly occurring words in (D_i^t) are initialized randomly. This ensures that the diachronic model captures the lexical development in a cognitively plausible incremental way, following the paradigm of curriculum learning in children. Formally, given a slice D^t the training procedure for an input ($w_k, \gamma(w_k)$) is defined as the following optimization problem:

$$\max \left(\log P(w_k | \gamma(w_k)) \right) = \sigma \left(\overrightarrow{u_k} \cdot \overrightarrow{c_{\gamma(w_k)}^t} \right)$$

carried out on C^t where the function σ is calculated using negative sampling, $\gamma(w_k) = (w_1, w_2, \dots, w_M)$ is the set of M words that appear in the context of w_k ($\frac{M}{2}$ being the size of the window), $\overrightarrow{u_k} \in U$ is the atemporal target embedding of the word w_k and $\overrightarrow{c_{\gamma(w_k)}^t}$ is the mean of the temporal context embeddings.

We train separate models for child and child-directed speech, each providing distributed lexical representations independent of each other. We use these models to compare the lexical development in child and child-directed speech. We also train both these models in both, the proposed incremental manner, and in a non-incremental way for ablation purposes.

Experiments

Given the parameterized representational nature of our model, it can be used to study the various empirical and qualitative aspects of lexical development in children. Here, we show the usability of our model by performing two empirical experiments, and qualitative analysis of its representations. Similar to the previous studies, we use a set of syntactic and semantic probe words (that occur frequently in child-speech) for this purpose. These probe words are derived from the MacArthur-Bates Communicative Development Inventory (MCDI). We obtain the probe words from the data used in Huebner and Willits (2018a).

We consolidate the vocabularies and obtain the common words appearing across all of the temporal slices. From this set of common words, we only consider the ones that are a part of the previously obtained semantic and syntactic probe words, where the rest of the words are discarded. The final set of syntactic probe words is classified into eight part-of-speech categories, and the final set of semantic probe words is classified into 24 abstract semantic categories. The statistics for the final set of probe words are mentioned in Table 1.

Data	Semantic	Syntactic
Child-speech	141	347
Child-directed speech	184	597
Combined	126	335

Table 1: The number of semantic and syntactic probe words which occur across all the temporal slices.

Lexical Category Learning

Performing lexical categorization is an important aspect of lexical development. The representational nature of our model allows it to perform categorization with any vector-similarity-based measure. We borrow the task of lexical categorization from Huebner and Willits, (2018b). As the probe words are divided into well-defined syntactic and semantic categories, we quantify the category learning ability of our model using a balanced accuracy measure (Huebner and Willits, 2018b).

We use signal detection theory to calculate the measure of interest. For each probe word, a comparison is done with the others in their own category as well as the ones not in its category. We use cosine-similarity measure $\text{cosine}(w, w')$ for this purpose. Two words are classified into the same category only if $\text{cosine}(w, w') \geq r$, where $r \in (0,1)$ is a threshold value. Each correct classification is recorded as a hit and the incorrect classification is recorded as a miss. This is finally used to calculate a *balanced accuracy* measure (BA):

$$BA = \frac{TPR + TNR}{2}$$

where TPR (true-positive rate) is the *sensitivity* and TNR (true-negative rate) is the *specificity*. For each temporal slice, the threshold value (r) is calculated to maximize the balanced accuracy in an iterative way (with a step-size of $1e - 3$).

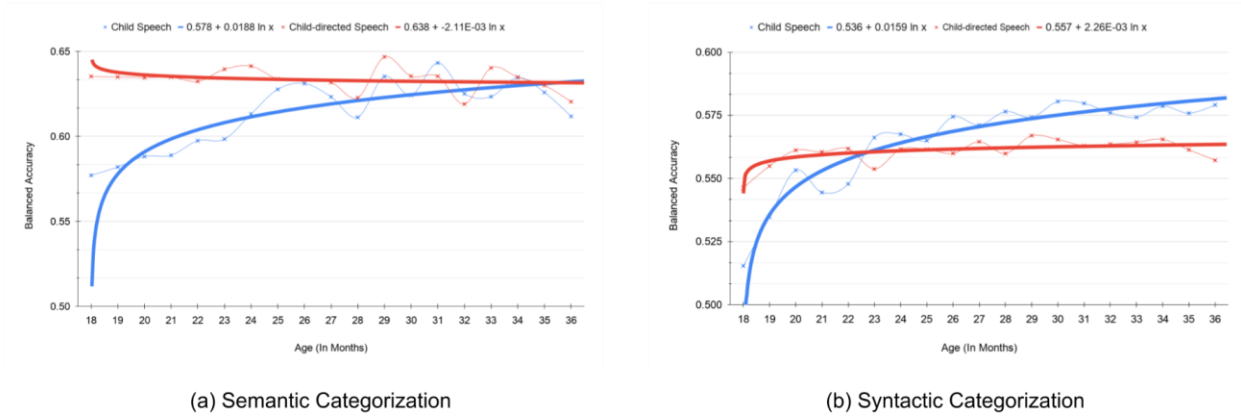


Figure 2: Month-wise Balanced Accuracy scores for lexical categorization experiment with the non-incremental diachronic representations for the child-speech and child-directed adult speech.

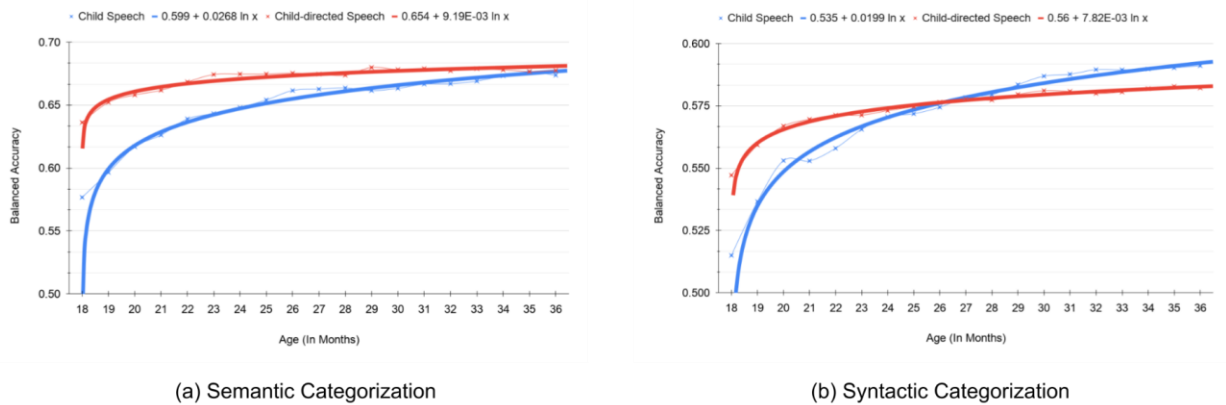


Figure 3: Month-wise Balanced Accuracy scores for lexical categorization experiment with the incremental diachronic representations for the child-speech and child-directed adult speech.

We perform the lexical categorization task with both non-incremental (Carlo et al., 2019) and incremental modeling (ours) approaches. We calculate the balanced accuracy measure for both the syntactic and semantic probe words for each month. This gives us a trajectory of lexical category learning in child-speech as shown in Figure 2 and Figure 3. We also plot the month-wise balanced accuracies for the child-directed adult speech, which gives us a trajectory of the lexical knowledge present in it. We model these trajectories by applying a temporal logarithmic fit⁴ over the balanced accuracies values in the following manner:

$$BA = \alpha + \beta \times \log_e(t)$$

where BA is the balanced accuracy, α is the intercept, and β is the log-curve coefficient.

Overall, we observe that the lexical categorization knowledge in children increases logarithmically over time, eventually saturating around the almost-constant level of categorization knowledge in adults (child-directed speech). For the semantic categorization, we observe that the incremental model gives a maximum balanced accuracy⁵ of $0.6738(t = 36months)$, and the non-incremental model gives a maximum balanced accuracy of $0.6118(t = 36months)$. Similarly, for the syntactic categorization the maximum balanced accuracy scores are $0.5911(t = 36months)$ and $0.5791(t = 36months)$ for the incremental and non-incremental models respectively.

Hence, the incremental model shows a significant improvement of 10.13% for the semantic categorization, and 2.07% for the syntactic categorization. This demonstrates the importance of the cognitively motivated curriculum learning method in our model, where the incremental model captures better distributed representations than the non-incremental model. While this experiment only deals with the usability of our model for word-level studies, the diachronic distributed representations from our model can also be used to study the psycholinguistic development at other granularities as well. Representations for higher granularities (partial-words, syllables, etc.) can be obtained by applying any vector-decomposition method over these word representations. Similarly, the representations for lower granularities (phrasal, clausal, sentence-level, etc.) can also be obtained by applying various vector-combination techniques over the word representations.

Word Frequencies and Lexical Development

Word-frequencies have been extensively analyzed under various aspects of child and child-directed speech in many previous works (Ambridge et al., 2015). Diachronic word embeddings have also been used to postulate laws mapping frequency-based measures to the semantic shifts of words. One such law by Hamilton et al, (2016) states that frequent words change more slowly. This can be formally expressed as:

$$\Delta w_i \propto f(w_i)^{\beta_f}$$

where Δw_i is the rate of semantic change, $f(w_i)$ is the frequency of the word w_i , and β_f is a negative power as per the relation.

Given the word-frequency data, and the distributed word representations from a diachronic model, similar effects of word-frequencies can be inspected for lexical development in children. In order to demonstrate this, we borrow a modeling approach by Hamilton et al. (2016). Semantic change for each word at consecutive time steps $(t, t + 1)$ can be calculated as:

⁴ The final curve fit equations are given in Figure 2 and 3 (legend).

⁵ Calculated with the representations from child-speech.

$$\Delta^{(t)}w_i = 1 - \text{cosine}(w_i^{(t)}, w_i^{(t+1)})$$

In the context of child speech, this value can be looked upon as the change in the mental representation of the word in the child’s mental lexicon. The trajectory of a word’s semantic change values can then be thought of as the process of acquiring (learning and grounding) the meaning of that word.

Following Hamilton et al. (2016)’s approach, we log transform and normalize the $\Delta^{(t)}w_i$ values. The $\Delta^{(t)}w_i$ values that are less than 0.05 are not considered in order to maintain numerical stability in the logarithm and to ignore the insignificant changes in the representations. These new values are denoted as $\overline{\Delta^{(t)}w_i}$. We then fit a linear mixed random-effects model in the following manner:

$$\overline{\Delta^{(t)}w_i} = \beta_f \log(f^{(t)}(w_i)) + \beta_t + z_{w_i} + \epsilon_{w_i}^{(t)}$$

where β_f and β_t are fixed effects for word frequency and time, z_{w_i} is the random intercept, and $\epsilon_{w_i}^{(t)}$ is the error term.

We use the representations from the incremental model to obtain the $\Delta^{(t)}w_i$ values for child speech. We fit separate linear mixed random-effects models for frequency data from child-speech and child-directed speech as shown in Table 2⁶. Similar to the findings of Hamilton et al. (2016), we find that β_f takes negative values across both syntactic and semantic probe words, and both child and child-directed speech. While it can be argued that the word2vec model’s dependence on word co-occurrence statistics might superficially induce negative β_f values for frequencies from child-speech, the negative β_f values for frequencies from the child-directed speech are independently obtained (given that the model trained on child-speech is not exposed to child-directed speech at any point of time). Hence, we majorly focus on the β_f values from child-directed speech, which are obtained from the input word frequencies to the children. These negative β_f values are, in general, in good agreement with all the previous studies on the role of input word frequency in word acquisition (Ambridge et al., 2015). Where it is known that higher single-word frequencies are usually associated with quicker word acquisition (which translates to smaller semantic change values $\Delta^{(t)}w_i$ with respect to the temporal slices of the word exposure).

Category	Frequency in	β_f	β_t	z_{w_i}
Syntactic Probe Words	Child-speech	-0.272	-0.047	1.008
	Child-directed	-0.096	-0.104	0.714
Semantic Probe Words	Child-speech	-0.322	-0.141	1.156
	Child-directed	-0.224	-0.182	1.058

Table 2: The results for the linear mixed random-effects models fitted on semantic change values $\Delta^{(t)}w_i$ in child-speech, with respect to the word frequencies in child and child-directed speech.

⁶ all the model fits are statistically significant with p-values < 0.05 .

While the β_f values for semantic probe words are significantly negative as expected, the β_f values for syntactic probe words, although negative, are slightly close to 0. While this is only in a weak agreement with most of the previous studies, it is important to note that these studies inspect the role of input word frequencies with respect to specific syntactic constructs and categories (Ambridge et al., 2015). Whereas our results are representative of all the syntactic words in general.

Qualitative Analysis

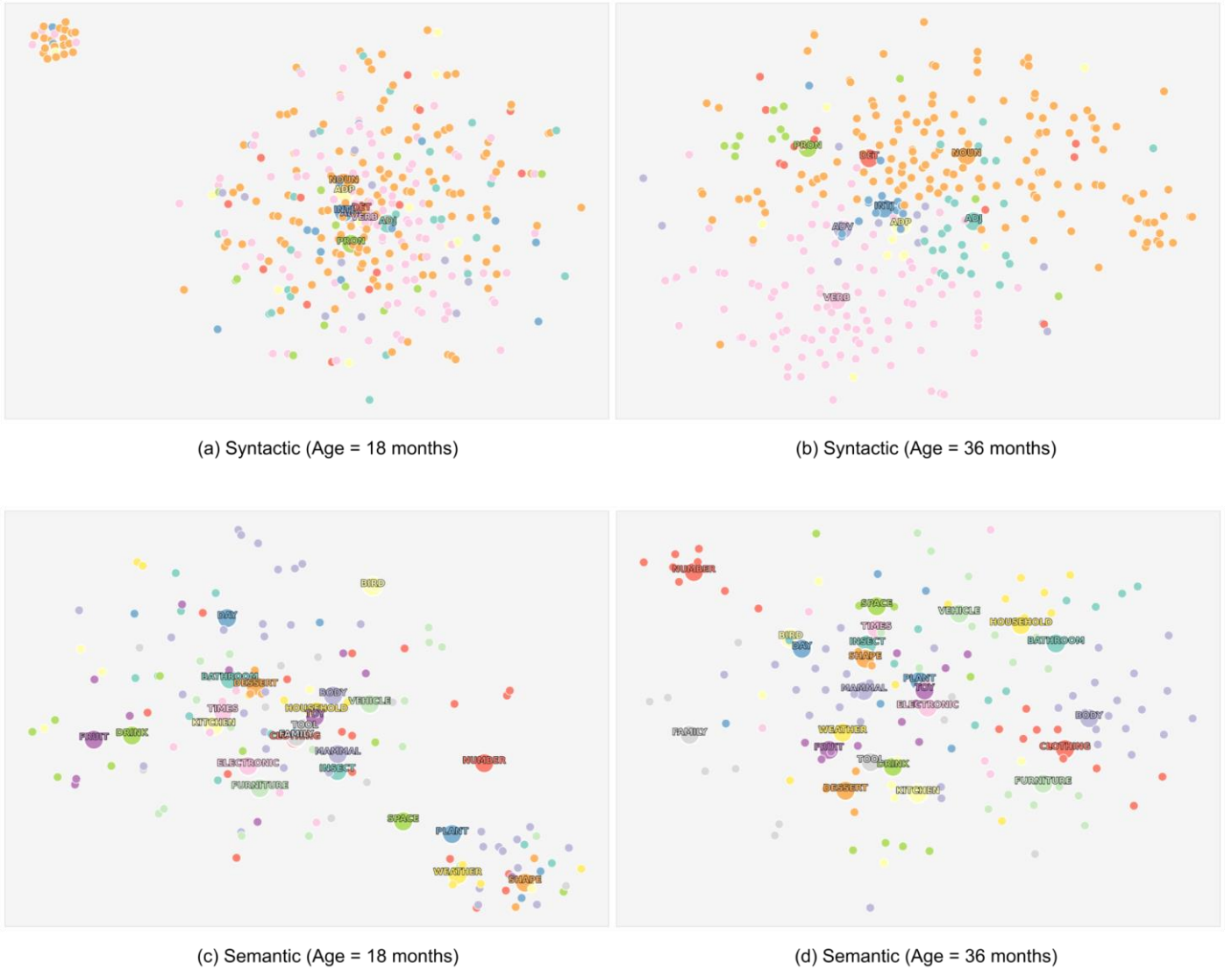


Figure 4: t-SNE visualizations of probe word categories at Age = 18 months and Age = 36 months. .

A significant advantage of using distributed representational models is their suitability for qualitative analyses. Given a high-dimensional vector representation space, one can apply various dimensionality reduction algorithms to map it to a two-dimensional space with minimum errors. Which in turn allows one to visualize the representations on a 2D plot. We use a t-SNE dimensionality reduction algorithm (van der Maaten and Hinton, 2008) on the incremental representations from the child-speech data at Age = 18months and Age = 36months. We use a

perplexity value of 19 for the t-SNE algorithm. We use the mean vector in each category to get the centroid for that particular category.

We observe several qualitative drifts that emerge in the representations obtained at Age = 36months as compared to those obtained at Age = 18months⁷ (Figure 4). For the semantic categories (Figure 4d), the words belonging to the categories containing living creatures: *plant*, *mammal*, *insect* & *bird* cluster together. The related categories of *household* & *bathroom*, and the food-related categories: *fruit*, *dessert* & *drink* appear together as well. Words in the *clothing*, *body* & *furniture* occupy a distinct portion of the space, hinting towards the emergence of grounded word meanings (of clothing) to locations (near furniture like closet & mirror) and usage (over the body). Clusters *day* and *times* drift closer as their constituent words are frequently used together. All the food categories appear adjacent to the *kitchen* category in the space. Similar strikingly visible patterns are observed with syntactic categories as well. Unlike the syntactic representations at Age = 18months (Figure 4a), the syntactic representations at Age = 36months show well-clustered categories (Figure 4b). The two major categories: *noun* and *verb* become almost linearly separable. Their related categories are sorted accordingly as well. The *pronouns* and *adjectives* are placed in the upper half of the plot, occupied by the *noun* category. On the other hand, *adverbs* appear in the bottom half of the plot, which is occupied by the *verb* category. The remaining neutral categories: *determiners*, *interjections* & *adpositions* are well placed at the boundary of the *noun* and *verb* clusters.

Another fine-grained approach towards the qualitative analysis of distributed representations is that of observing the nearest neighbors of particular data points. We note the k-nearest neighbors⁸ ($k = 3$) for a target word from each semantic (Table 3) and syntactic category (Table 4). While the

Word	Neighbours (18 months)	Neighbours (36 months)	Category
wet	water, diaper, baby	dirty, diaper, hurt	Adjective
with	different, game, morning	game, lap, help	Adposition
where	she, are, how	yes, who, how	Adverb
your	hands, tummy, feet	you, yours, okay	Determiner
yes	bear, give, blanket	what, where, yep	Interjection
zoo	bus, mommy, five	store, school, party	Noun
yours	who, touch, noise	pen, coffee, candy	Pronoun
write	set, ready, touch	draw, pencil, pen	Verb

Table 4: The $k = 3$ nearest neighbors for the target syntactic probe words.

⁷ To exclude any extreme outliers from the plots, we use Chebyshev's inequality and limit the X-coordinates with a value of $k=8$ standard deviations.

⁸ We use cosine-distance to find the nearest neighbors.

Word	Neighbours (Age = 18 months)	Neighbours (Age = 36 months)	Category
towel	diaper, floor, neck	diaper, paper, blanket	Bathroom
duck	cake, hi, bird	square, bird, boat	Bird
tummy	got, your, hurt	finger, tongue, head	Body
tie	touch, break, try	wear, pull, push	Clothing
today	maybe, move, many	camera, kids, bus	Day
cookie	cookies, still, happy	cookies, breakfast, strawberry	Dessert
tea	am, heavy, ready	coffee, cup, milk	Drink
telephone	talk, doctor, blow	phone, couch, plate	Electronic
mom	talking, dinner, sleeping	dad, mommy, six	Family
strawberry	apple, yep, cheese	apple, banana, cheese	Fruit
table	under, chair, sitting	floor, couch, wall	Furniture
window	fell, running, said	door, kitchen, spider	Household
spider	fire, wall, moon	window, sun, bear	Insect
spoon	floor, hey, side	fork, bowl, cup	Kitchen
tiger	eight, blue, green	dinosaur, chicken, lion	Mammal
two	three, four, can	many, four, five	Number
tree	climb, nap, stand	wall, climb, square	Plant
square	ooh, ah, funny	circle, butterfly, big	Shape
sun	pencil, door, wash	moon, snow, dog	Sace
night	said, warm, hey	morning, time, day	Times
vacuum	end, running, am	bike, careful, room	Tool
toy	pants, running, sweater	game, block, lion	Toy
truck	fire, man, drive	tractor, plane, car	Vehicle
snow	heavy, plane, egg	sun, wow, grass	Weather

Table 3: The $k = 3$ nearest neighbors for the target semantic probe words.

neighbors at Age = 18*months* are a bit random, the neighbors at Age = 36*months* appear to be more systematically relevant, either by belonging to the same category (example: *zoo* → {*store, school*}, or by showing certain abstract free word-associations (example: *tea* → {*cup, milk*}; *wet* → {*dirty, diaper*}).

Summary and Conclusion

In this paper, we explore the usability of distributed diachronic word representations towards modeling lexical development in children. While all the related previous works use distributed representations with child-directed speech only⁹, we also obtain the distributed representations of child-speech. This allows us to model the lexical development in children in a relatively more direct way. Through an ablation experiment, we demonstrate the effectiveness of our cognitively motivated incremental learning diachronic model in capturing abstract lexical knowledge in noisy child-speech. We show the usability of our model across various dimensions of the study of lexical development through multiple representative empirical and qualitative analyses. Our experiments demonstrate the dynamics of lexical development in child and child-directed speech through a lexical categorization task. Our experiments also display the role of input word frequencies in word acquisition. Our qualitative results reveal the categorization and word associations in the mental lexicon of children in an elegant and simple manner.

⁹ To the best of our knowledge.

References

- Ambridge, B., Kidd, E., Rowland, C. F., & Theakston, A. L. (2015). The ubiquity of frequency effects in first language acquisition. *Journal of child language*, 42(2), 239-273.
- Baroni, M., Dinu, G., & Kruszewski, G. (2014, June). Don't count, predict! a systematic comparison of context-counting vs. context-predicting semantic vectors. In *Proceedings of the 52nd Annual Meeting of the Association for Computational Linguistics (Volume 1: Long Papers)* (pp. 238-247).
- Bavin, E. L., & Naigles, L. R. (Eds.). (2015). *The Cambridge handbook of child language*. Cambridge University Press.
- Bloomfield, L. (1933). *Language*. Chicago: University of Chicago Press.
- Di Carlo, V., Bianchi, F., & Palmonari, M. (2019, July). Training temporal word embeddings with a compass. In *Proceedings of the AAAI Conference on Artificial Intelligence (Vol. 33, No. 01, pp. 6326-6334)*.
- Elman, J. L. (1990). Finding structure in time. *Cognitive science*, 14(2), 179-211.
- Fourtassi, A., Scheinfeld, I., & Frank, M. C. (2019, June). The development of abstract concepts in children's early lexical networks. In *Proceedings of the workshop on cognitive modeling and computational linguistics* (pp. 129-133).
- Fourtassi, A. (2020, November). Word Co-occurrence in Child-Directed Speech Predicts Children's Free Word Associations. In *Proceedings of the Workshop on Cognitive Modeling and Computational Linguistics* (pp. 49-53).

Hamilton, W. L., Leskovec, J., & Jurafsky, D. (2016, August). Diachronic Word Embeddings Reveal Statistical Laws of Semantic Change. In Proceedings of the 54th Annual Meeting of the Association for Computational Linguistics (Volume 1: Long Papers) (pp. 1489-1501).

Huebner, P., & Willits, J. (2018a) Order matters: Developmentally plausible acquisition of lexical categories.

Huebner, P. A., & Willits, J. A. (2018b). Structured semantic knowledge can emerge automatically from predicting word sequences in child-directed speech. *Frontiers in Psychology*, 9, 133.

Kim, Y., Chiu, Y. I., Hanaki, K., Hegde, D., & Petrov, S. (2014, June). Temporal Analysis of Language through Neural Language Models. In Proceedings of the ACL 2014 Workshop on Language Technologies and Computational Social Science (pp. 61-65).

Kulkarni, V., Al-Rfou, R., Perozzi, B., & Skiena, S. (2015, May). Statistically significant detection of linguistic change. In Proceedings of the 24th International Conference on World Wide Web (pp. 625-635).

Kutuzov, A., Øvrelid, L., Szymanski, T., & Velldal, E. (2018, August). Diachronic word embeddings and semantic shifts: a survey. In Proceedings of the 27th International Conference on Computational Linguistics (pp. 1384-1397).

Lany, J., & Saffran, J. R. (2010). From statistics to meaning: Infants' acquisition of lexical categories. *Psychological science*, 21(2), 284-291.

MacWhinney, B. (2000). *The CHILDES Project: Tools for analyzing talk*. Third Edition. Mahwah, NJ: Lawrence Erlbaum Associates.

Mikolov, T., Sutskever, I., Chen, K., Corrado, G., & Dean, J. (2013a). Distributed representations of words and phrases and their compositionality.

Mikolov, T., Chen, K., Corrado, G., & Dean, J. (2013b). Efficient estimation of word representations in vector space.

Rumelhart, D. E. E., McClelland, J. L., & PDP Research Group. (1987). *Parallel Distributed Processing, Vol. 1: Foundations* (Later Printing ed.). MIT Press.

Syrett, K., & Lidz, J. (2010). 30-month-olds use the distribution and meaning of adverbs to interpret novel adjectives. *Language Learning and Development*, 6(4), 258-282.

Turney, P. D., & Pantel, P. (2010). From frequency to meaning: Vector space models of semantics. *Journal of artificial intelligence research*, 37, 141-188.

Van der Maaten, L., & Hinton, G. (2008). Visualizing data using t-SNE. *Journal of machine learning research*, 9(11).

Wang, S., Zhou, W., & Jiang, C. (2020). A survey of word embeddings based on deep learning. *Computing*, 102(3), 717-740.

Zhang, Y., Jatowt, A., Bhowmick, S., & Tanaka, K. (2015, July). Omnia mutantur, nihil interit: Connecting past with present by finding corresponding terms across time. In *Proceedings of the 53rd Annual Meeting of the Association for Computational Linguistics and the 7th International Joint Conference on Natural Language Processing (Volume 1: Long Papers)* (pp. 645-655).