

TinyStack: A Minimal GPU Stack for Client ML

Heejin Park
Purdue ECE

Felix Xiaozhu Lin
University of Virginia

Abstract

TinyStack is a novel way for deploying GPU-accelerated computation on mobile and embedded devices. It addresses the high complexity of a modern GPU stack. Without an overhaul of the stack, TinyStack provides a static, fast path for an app to push its computation to GPU. It records GPU executions on the full GPU stack ahead of time and replays the executions with only a small replayer on new input at run time. TinyStack addresses challenges in capturing key CPU/GPU interactions and GPU states, working around proprietary GPU internals, and preventing replay divergence. The resultant replayer is a drop-in replacement of the original GPU stack. It is tiny (as few as 50 KB executable), robust (replaying long executions without divergence), portable (running in a POSIX OS, in TEE, or on baremetal), and quick to launch (speeding up startup by up to two orders of magnitude). We have implemented TinyStack and tested it with a variety of ML frameworks, GPU programming APIs, and integrated GPUs.

1 Introduction

GPU stacks Client devices, e.g. smartphones or IoT devices, commonly use GPUs to accelerate machine learning (ML). As shown in Figure 1(a), a modern GPU software stack spans ML frameworks (e.g. Tensorflow and ncnn [94]), a GPU runtime (e.g. OpenCL or Vulkan runtimes) that translates APIs to GPU commands and code, and a GPU driver that tunnels the resultant code and data to GPU. A GPU stack has a large codebase, e.g. the runtime for Mali GPUs is a 48-MB binary; a driver can have 45K SLoC [22]. The stack often has substantial proprietary code and undocumented interfaces.

Such a sophisticated GPU stack has created a number of difficulties. (1) Weak security [50, 86, 103]. In the year of 2020, 46 CVEs on GPU stack were reported, most of which are attributed to the stack’s complex internals and interfaces. (2) A fragmented ecosystem with deployment burden. ML apps choose their GPU abstractions, which may only be supported on certain OSes. For instance, ncnn, a popular mobile ML framework [94], builds atop Vulkan; yet a Vulkan runtime for ARM GPUs only exists on Android but not GNU/Linux or Windows [23]. Even on a supported OS, an ML app is likely to require specific combinations of runtime/kernel versions [35, 46, 73] (3) Slow startup. Even launching a simple GPU job may take several seconds because of expensive stack initialization. Section 7 will show more details.

The complexity of a GPU stack roots in its original design goal: to support interactive apps which generate numerous

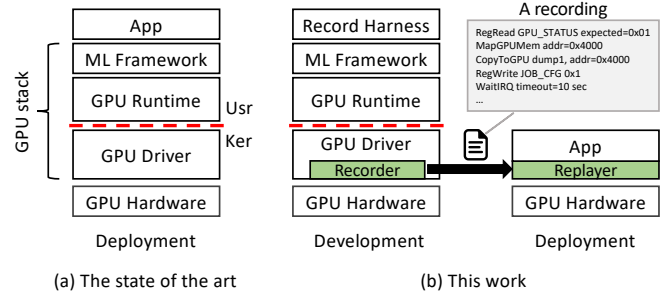


Figure 1. The overview of TinyStack

and dynamic GPU jobs. By contrast, ML apps often run a *prescribed* set of GPU jobs (albeit on new input data) [101]; many ML apps run GPU jobs in large batches without UI; they can share GPU at long intervals, e.g. seconds. The ML apps just need a fast path to push computation to GPU. They should not be burdened by a full-blown GPU stack.

Our approach We propose TinyStack, a new way to deploy and execute GPU compute without overhauling the existing GPU stack. We focus on integrated GPUs on system-on-chips (SoCs). As shown in Figure 1(b): at development time, developers run an ML app and record GPU executions. The recording is feasible: despite most of the GPU stack is a blackbox, it interacts with the GPU at a narrower interface – registers and memory, which is managed by an open-source driver. Through lightweight instrumentation, a recorder in the driver can trace CPU/GPU interactions as a series of register accesses and memory dumps which enclose proprietary GPU commands and instructions. They are sufficient for reproducing the GPU computation.

A target ML app invokes the recorded GPU executions on new input data. To the app, a replayer substitutes the GPU stack. The replayer is simple as it avoids the complexity of API translation, code generation, and resource management. It simply accesses GPU registers and loads memory dumps at the specified time intervals. Throughout the process, the recorder/replayer remain oblivious to the semantics of most register accesses and memory dumps, treating them as a blackbox.

Benefits TinyStack offers the following benefits:

(1) *A low trusted computing base* A replayer is a few K SLoC, at least two orders of magnitude smaller than a full GPU stack. It forgoes vulnerabilities in dynamism and fine-grained sharing. It is amenable to isolation within a TEE. It can independently verify GPU recordings for security. See Section 7 for a security analysis.

(2) *Ease of ML deployment* The replayer has little external dependency and run in various environments: at user or kernel level, in TEE, in a library OS, or even on baremetal. TinyStack brings mature GPU computation (e.g. Tensorflow NNs) to these environments without porting a GPU stack. Section 6 presents various replayer implementations.

(3) *Compatible with GPU ecosystems* We show that TinyStack works for integrated GPUs from multiple vendors. It requires no reverse-engineering of proprietary GPU runtimes, GPU commands, and shader instructions. Agnostic to programming abstractions, TinyStack can record and replay diverse ML workloads.

(4) *Faster GPU invocation* TinyStack reduces the expensive GPU stack initialization and reduce the overhead to baremetal: register accesses and copying of GPU memory. It removes expensive abstractions of multiple software layers, dynamic CPU/GPU memory management, and just-in-time generations GPU commands and code.

Challenges & contributions We have addressed several challenges: identify and capture the key CPU/GPU interactions and memory states; work around the proprietary GPU runtime and job formats; make the replay robust and free of execution divergence. We make the following contributions:

1. TinyStack, as a new way to deploy GPU computation. TinyStack builds on minimum assumptions of GPU hardware and simple knowledge on GPU interfaces. It applies to a variety of integrated GPUs.
2. A recorder that captures only the essential GPU states and interactions. Without requiring intimate knowledge of GPU, the recorder summarizes GPU register accesses, selectively dumps memory regions, discovers the input/output addresses operated by GPU commands/shaders, and compresses observed time intervals.
3. A safe, robust replayer. The replayer statically verifies recordings for security, including legitimacy of memory and register access; it supports GPU handoff and preemption, allowing the replayer to share GPU with other apps in a cooperative fashion; it detects and recovers from replay errors.
4. Realization. We demonstrate TinyStack on a variety of GPUs (Arm Mali and Broadcom v3d), programming abstractions (OpenCL, GL compute, and Vulkan), and ML frameworks (ACL, ncn, Tensorflow, and DeepCL). We demonstrate replayers in userspace, kernel, TrustZone, and baremetal. A recording is no larger than a few MBs. Compared to the original GPU stack, the replayer's startup delays are lower by up to two orders of magnitude; its execution delays range from 40% lower to 13% higher.

2 Motivations

2.1 The GPU stack and its problems

CPU/GPU interactions As shown in Figure 2, CPUs requests computation on GPUs by sending jobs to the latter.

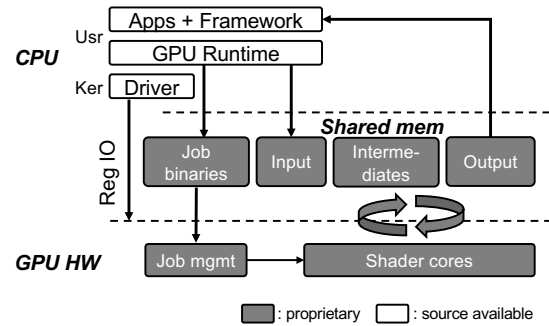


Figure 2. The software/hardware for an integrated GPU

The GPU runtime directly emits GPU job binaries – GPU commands, metadata, and shaders – to GPU-visible memory¹. The runtime communicates with the driver with ioctl syscalls, e.g. to allocate GPU memory or to starting a job.

Why are GPU stacks complex? Several key features of a GPU stack cater to graphics.

1. Just-in-time (JIT) job generation. Graphics apps emit numerous GPU jobs, from uploading textures to rendering fragments. For instance, during a game demo of 50 seconds [88], the v3d GPU executes 32K jobs. A game may rewrite shader sources for jobs [40]. Unable to foresee these jobs, the GPU stack generates their commands and shaders just in time.
2. Dynamic resource management. Depending on user interactions, graphics apps generate GPU jobs with various input sizes, formats, and lengths. They require dynamic management of GPU time and memory, which may entail sophisticated CPU/GPU coordination [12].
3. Fine-grained multiplexing: Concurrent programs may draw on their screen regions. To support them, the GPU stack interleaves jobs at fine intervals and maintains separation, e.g. by swapping GPU page tables among the clients.

Compute for ML shows disparate nature unlike graphics.

Prescribed GPU jobs: One app often runs pre-defined ML algorithms [101], requesting a smaller set of GPU jobs repeatedly executed on different inputs. Popular mobile/edge frameworks for neural networks (NN), e.g. ARM ACL [20] or Tencent ncn [94], ship with only a few hundreds of distinct shaders in total. The needed GPU memory and time can be statically determined.

Coarse-grained multiplexing: On embedded devices, ML may run on GPU for long without sharing (e.g. object detection on a smart camera). On multiprogrammed smartphones, many ML apps run in background, e.g. photo beautification or model retraining. Such an app tolerates long delays (hundreds of milliseconds or seconds) in waiting for a GPU to be available; it can generate adequate workloads to well utilize the GPU. These apps can be served with simple multiplexing and GPU handoff mechanisms.

¹GPU memory for short, with the understanding it is part of shared DRAM

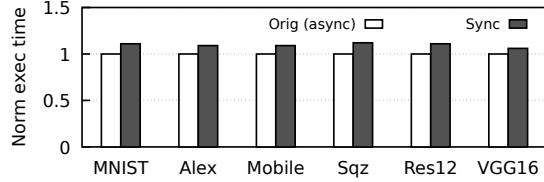


Figure 3. Synchronous job submission increases NN inference delay modestly. ACL [20] + OpenCL on Mali G71

Design Implication The dual-modality GPU stack becomes a burden to compute. While an ML app still needs the GPU stack for translating programming abstractions (e.g. OpenCL) to GPU hardware operations, the translation can be done ahead of time. At run time, the ML app just need a light-weight path to push the resultant operations to GPU.

2.2 GPU Trends for Compute

The following hardware trends make TinyStack possible.

GPU virtual memory Today, most integrated GPUs run on virtual address spaces. To configure a GPU’s address space, the GPU stack populates the GPU’s page tables and links GPU commands and shaders to the virtual addresses.

GPU autonomy To reduce CPU overhead, a GPU job packs in much complexity – control flows, data dependency, and core schedule. The GPU parses a job’s binary, resolves dependency, and dispatches compute to shader cores. A job may run as long as a few seconds without CPU intervention.

Take Mali G71 as an example: a job (called a “job chain”) consists of multiple sub jobs, with the dependency among sub jobs encoded in a chain. When running AlexNet for inference, the runtime (ACL v20.05) submits 45 GPU jobs, with 5–6 GPU jobs for each NN layer; the GPU hardware schedules a job over 8 shader cores.

Synchronous job submission Asynchronous GPU job submission is crucial to graphics, for which the GPU executes small jobs and interrupts CPU frequently for assistance. To hide job management delays (preparation, submission, and cleanup), CPU streams jobs to GPU to keep the latter busy. For compute, however, a job’s management delay is amortized over the job’s longer execution. For simplicity, shallow job queues in GPU drivers are common (e.g. max two outstanding jobs in the Mali driver [14] and one in the v3d/v4c drivers [53, 62]). Our benchmarks in Figure 3 shows that enforcing synchronous job submissions incurs minor performance loss to compute.

3 TinyStack

3.1 Using TinyStack

A recording is a linear sequence of CPU/GPU interactions accompanied by a series of GPU memory dumps. To be recorded, a workload must execute all its GPU jobs regardless of input data, which ensures all jobs are included in the recording. For instance, the developers shall split the

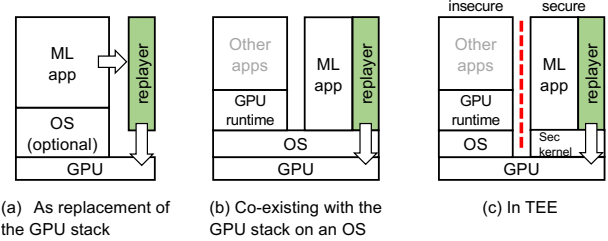


Figure 4. The different ways to deploy a TinyStack replayer

branches of a conditional neural network (NN) [41] into separate recordings, which are to be conditionally replayed at run time.

Recording granularity is chosen by developers as a trade-off between composability and efficiency. For instance, the developer may record individual layers of an NN and compose them programmatically. Alternatively, the developer may record an NN execution as a whole, in order to reduce data move for replay, to better amortize the GPU initialization overhead, and to enclose cross-job optimizations in the resultant recording. Section 7 will evaluate these choices.

The record & replay workflow To record a workload, the developer runs a harness program that invokes the workload. In practice, our record harnesses are sample programs from ML frameworks. As the workload runs, our recorder collects GPU register accesses, page table updates, and memory dumps. A script post-processes the raw traces and produces a recording.

To replay, the target app invokes TinyStack’s replayer, supplying a recording file and new input data. Following the recording, the replayer accesses GPU registers, updates page tables, and loads GPU memory with dumps; it pauses between actions and waits for GPU interrupts. Finally, the replayer extracts output from the GPU memory to the app.

The GPUs for record vs. replay As a recording contains proprietary GPU code and data, record and replay seem to require GPUs of the same hardware model. Yet, such a requirement can be greatly relaxed. (1) With minor patches, a recording can be replayed on multiple GPU models of the same family, as will be described in Section 6. (2) The recorder does not need a physical GPU. It can run atop a small software stub that simulates a GPU’s hardware interface without the GPU functionalities. Such stubs already exist [28, 31]. By doing so, the recorder and the stub collaboratively “trick” the blackbox GPU runtime to emit job binaries to be recorded.

Use cases & benefits Figure 4 shows three use cases.

- *As replacement of the GPU stack.* This applies to headless devices such as smart cameras and robots, where ML apps share GPU cooperatively. Each ML app runs its own replayer and yields to each other at the ends of recordings as orchestrated by the OS. The apps enjoy stronger security (due to a

low GPU TCB), ease of deployment (no installation of GPU runtimes and frameworks), and faster GPU invocations.

- *Co-existing with the GPU stack on the same OS.* This applies to smartphones. The interactive apps (including those invoking ML) run on the GPU stack as usual. When they are not using GPU, the OS deactivates the GPU stack and runs non-interactive ML workloads with replay. In case of impromptu GPU needs by the interactive apps, the OS preempts GPU from the ongoing replay with short delays (Section 5). TinyStack benefits the non-interactive ML with deployment ease and faster GPU invocations.

- *In TEE.* This applies to compute within the Arm TrustZone [42, 84]. On the same device, the GPU stack runs in the normal world and a replayer runs in the secure world. A secure monitor at EL3 switches the GPU hardware between the two worlds. Being minimalistic and standalone, the replayer can be instantiated in the secure world with low effort and low chance of vulnerabilities.

3.2 Design considerations

A minimalist replayer is key to small TCB and high portability. Hence, TinyStack operates at the CPU/GPU boundary. Recording at higher levels, e.g. OpenCL or syscalls, would bloat the replayer with runtime or driver functionalities.

Respect blackboxes & exploit opensource Most GPUs have proprietary implementations of runtime, job binaries, and shaders. While TinyStack can be more efficient had it known these internals, doing so requires deep reverse engineering and defeats our goal of engineering ease.

TinyStack taps in the Linux GPU drivers which are required to be open-source. We examine the driver code to learn GPU interfaces and build the recorder by adding hooks to the driver. This effort is modest and applies to most integrated GPUs we know. Section 3.3 presents a case study.

Constrain GPU dynamism Even given the same sequence of jobs, a GPU is likely to behave differently. The causes include (1) Non-deterministic job delays, subject to memory/interconnect contention and GPU’s shader core scheduling; (2) IRQ coalescing. A GPU may opportunistically batch job completion notifications [25, 97] to reduce interrupts. (3) Power management. GPU may sleep after a period of inactivity on its own. CPU timing, e.g. varying delays in acknowledging GPU interrupts, further adds to the dynamism.

GPU dynamism leads to replay divergence: different register values or interrupts, unexpected GPU memory exceptions, and most commonly, no response. The replayer, lacking intimate GPU knowledge, is unable to resolve the divergence. GPU dynamism must be constrained at the record time.

3.3 The GPU Model

TinyStack builds on a small set of assumptions. As the “least common denominator” of modern integrated GPUs, the assumptions constrain GPU behaviors to be a reproducible

	Features			Interface Knowledge			
	MMIO	VirtMem	SyncJob*	JobStart	Pgtables	Reset	IRQ
Arm Mali [22]	Y	Y	[19]	[14]	[16]	[17]	[15]
Bcom v3d [53]	Y	Y	NC	[56]	[58]	[59]	[57]
Bcom vc4 [61]	Y		NC	[62]	N/A	[64]	[63]
NV TegraX1 [75]	Y	Y	[82]	[81]	[80]	[76]	[83]
Qcom Adreno [65]	Y	Y	[66]	[69]	[70]	[68]	[67]

Table 1. Popular integrated GPUs meeting the requirements of our GPU model. * = To enforce sync job submissions: Mali: reduce the job queue length; TegraX1: inject synchronization points to a command buffer; Adreno: check submitted job completion before a new command flush. NC: no changes

subset; they define modest knowledge on GPU interfaces required by TinyStack.

- **CPU/GPU interfaces** include memory-mapped registers, shared memory, and interrupts. Some GPUs, e.g. NVIDIA Tegra X1, may invoke DMA to access GPU registers [74]. All these interactions can be captured at the driver level.

- **Synchronous job submission** The CPU submits a GPU job only after the prior job is completed. Leaving out of asynchronous jobs avoids interrupt coalescing and the resultant nondeterministic GPU execution. The performance loss is modest as exemplified in Figure 3.

- **GPU virtual memory** GPU runs in its virtual address space. By changing the GPU pagetables, the replayer can load memory dumps to different physical addresses. TinyStack *can* work on legacy GPUs that runs on physical memory. Yet, the recorder must dump excessive memory and the replayer must run on the same physical memory range as the record time.

Interface knowledge TinyStack relies on the knowledge of a subset of GPU interfaces.

- The register for starting a GPU job. This allows the recorder to trigger GPU memory dumping.
- The register pointing to the GPU pagetables; the bits in a GPU pagetable entry encoding the physical address. This allows the recorder to capture the GPU virtual address space and the replayer to set up the address space.
- The register for resetting the GPU. This allows clean-slate GPU handoff before and after replay.
- The events that a GPU interrupt handler starts and ends. Knowing them allows the replayer to enter and leave an interrupt context (‘eret’) just as the record time.
- (Optional) The events that the GPU hardware becomes busy or idle. Knowing them allows the recorder to remove unwanted delays from recording.

Table 1 summarizes the interface knowledge of multiple GPUs, which is learnt from their open-source drivers.

RegReadOnce (<i>r,val,ignore</i>)	Read register @ <i>r</i> once. A return value different from @ <i>val</i> is a replay error. The read value may be ignored, in case of registers expected to return non-deterministic values.
RegReadWait (<i>r,mask,val,timeout</i>)	Poll register @ <i>r</i> until its bits selected by @ <i>mask</i> become @ <i>val</i> . After the maximum wait time @ <i>timeout</i> , report a replay error.
RegWrite (<i>r,mask,val</i>):	Write @ <i>val</i> to register @ <i>r</i> . @ <i>mask</i> selects the written bits. Other bits are unchanged.
SetGPUPageTable (<i>p</i>)	Update the base address of GPU pagetables base to @ <i>p</i> . To implement, the replayer updates a GPU register.
MapGPUMem (<i>size,addr</i>)	Allocate memory of @ <i>size</i> and map to GPU virtual address @ <i>addr</i> . The replayer loads a GPU pagetable dump and patch entries for relocation.
UnMapGPUMem (<i>addr</i>):	unmap the GPU memory at @ <i>addr</i> . Free physical memory.
Upload (<i>d,addr</i>)	Upload a memory dump @ <i>d</i> to the GPU virtual address @ <i>addr</i> , which must be mapped first.
CopyTo/FromGPU (<i>gaddr,addr</i>):	move data between a GPU virtual address @ <i>gaddr</i> and a CPU address @ <i>addr</i> in the replayer's address space. For injecting input and extracting output.
WaitIrq (<i>timeout</i>):	Wait for a GPU interrupt before the next action. Interrupt handling is done by replaying the subsequent actions. Report a replay error if timeout.

Table 2. Replay actions in a recording

4 Record

We build the recorder by instrumenting a GPU driver at the following code locations: register accessors; register writes that starts a GPU job; accessors of GPU page tables; interrupt handling. These code locations are easy to identify. Existing drivers already abstract register accessors as macros [54] and define tracepoints for most of these locations. As a result, we only have to change a few hundred lines of driver code. We find manual instrumentation is more robust than a “transparent” approach, e.g. collecting register traces via CPU page faults [1].

Once activated, the recorder enforces synchronous job submission. This requires either no changes or light changes to the GPU driver, as summarized in Table 1.

4.1 Register access

A recording consists of actions listed in Table 2. An action may summarize a sequence of register accesses. This makes replay robust. For instance, CPU waits for GPU cache flush by polling register bits repeatedly [13, 55]. As the number of register reads depends on the non-deterministic flush delay, the replayer will likely read different times than what was recorded. An action `RegReadWait()` hides such divergence.

To emit summaries of register accesses, the recorder must recognize the patterns of register accesses that may lead to divergence. We did so by inspecting all callsites of register accessors in a driver and instrumenting ones that match the patterns. The effort is tractable: we only have to inspect and instrument tens of callsites per driver; multiple drivers already use macros to abstract these register access patterns, e.g. `wait_for()` [60, 78].

A recording refers to GPU registers by names instead of addresses. As a result, the target app trusts the replayer for making legal register access rather than trusting a recording's integrity. Section 7.1 will discuss the security implications.

4.2 Dumping job binaries

The recorder must record for a job the following memory content, i.e. the job's binary: (1) GPU commands, e.g. for data copy or format conversion. The GPU commands are often packed as nested arrays in vendor-specific formats. (2) Shaders, which include GPU code and metadata, e.g. shape of thread groups. (3) GPU pagetables.

Of a GPU binary, the GPU commands contain GPU pointers to each other, to the shader code, and to a job's input data; shaders also reference to code and data at their GPU addresses. Once a GPU binary is emitted, these GPU virtual addresses cannot be changed without intimate GPU knowledge. To record a job, TinyStack dumps all memory regions that may contain the job binary; to replay, TinyStack restores the memory regions at their respective GPU virtual addresses.

Time the dump To record a workload, the recorder dumps job binaries in multiple shots. This is because a GPU stack emits job binaries lazily and updates GPU page tables for upcoming jobs incrementally. Accordingly, the recorder dumps GPU memory when a new job starts, i.e. right before the driver writes to the register that kicks start the job. At this moment, the runtime must have finished preparing the job's binary in the GPU memory which is ready to dump. Furthermore, the dumped memory state is consistent: with synchronous job submission, no other GPU jobs are running at this time and possibly mutating memory.

Locating job binaries in GPU memory Ideally, memory dumps should include only job binaries. For instance, they should exclude GPU's intermediate buffers, which are sizable and will be overwritten at the replay time anyway.

The challenge is that the recorder does not know exactly where GPU binaries are in memory. This is because the GPU runtime directly emits to GPU memory through `mmap()`, bypassing the GPU driver and our recorder therein. A naive dump capturing all physical memory assigned to GPU can be as large as GBs. A key optimization that reduces a memory dump to MBs is to only dump memory regions mapped to GPU *at the moment* of job submission. To do so, the recorder parses GPU page tables and identifies such GPU regions.

A dump only containing GPU-visible memory may still contain unneeded data. We further squeeze the dump with the knowledge of GPU registers and page tables. Section 6 presents such hardware-specific optimizations.

4.3 Locating input and output

Record by value vs. by address A recording accepts one or more input buffers. At the record time, the developer annotates an input as “record by value” or “record by address” in the record harness code. For “by value” inputs, the recorder captures their contents as part of memory dumps, allowing reuse of these values at the replay time. For example, a buffer of NN parameters may be recorded by value. For a

“by address” input, the recorder locates and captures its GPU address only, allowing new data injected at these addresses at the replay time. Examples include an NN’s input buffer. An input can be recorded both by value and by address, allowing optional value overriding at the replay time. The recorder always captures a recording’s output by address, from where the replayer will extract the output data.

Note that TinyStack is oblivious to, and does not capture, the inputs/output addresses of jobs *internal* to a recording. This is because the recorded GPU jobs already know how to locate their input/output in the GPU address space.

Discover input/output addresses Recording an input *by value* is straightforward: just dump any memory region that *may* contain the input. By contrast, recording *by address* is more challenging. On one hand, the recorder cannot track which GPU address the blackbox runtime copies input data to, as the runtime does so bypassing the kernel; on the other hand, the recorder does not know which addresses the GPU loads the input from, as the recorder cannot parse the GPU code that encodes or calculates these addresses.

To reveal these memory locations in question, the record harness injects as inputs “magic values” – synthetic, high-entropy data – and looks for them in GPU memory dumps. This works because it is very unlikely that a high-entropy input (e.g. a 64x64 matrix filled with random values) coincides another GPU memory region with the identical values. Before the first job and after the last job, the recorder dumps all mapped GPU memory (not only the job binaries) which must include the input and output magics. From the offsets of magic values found in the memory dumps, the recorder calculates the GPU addresses of input/output.

We took care of a few caveats. (1) Unlike the input, the output often has lower entropy due to its smaller size (e.g. a class label). In case of multiple matches of the output magic in the memory dump, TinyStack runs several times with different input magics, which are often sufficient to eliminate false matches. (2) As TinyStack matches the entire sequence of magic values, it may fail if CPU transforms an input before sending it to the GPU memory, e.g. an ML framework reshaping the input. We did not find such a case in our experiments with popular ML frameworks: Tensorflow, ncnn, and ACL. For better efficiency, they always invoke GPU to transform input data if a GPU is available. In case CPU indeed transforms the input, our recorder would have to tracked magic values at the word granularity.

4.4 Setting intervals between replay actions

To pace the replay, the recorder sets a minimum interval T for each action: if the replayer takes t to execute the current action, it pauses for at least $T - t$ before the next action. This is because CPU cannot replay as fast as possible, otherwise GPU may fail to catch up. For example, CPU needs to delay after resetting the GPU clock/power for them to

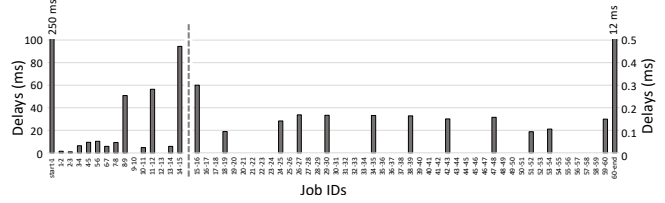


Figure 5. Recorded intervals between replay actions, accumulated on individual GPU jobs. Workload: AlexNet inference. ACL [20] + OpenCL on Mali G71. Parameters loading delays not included.

stabilize [18, 79] and after requesting the GPU to flush its cache [77].

Setting proper intervals is non-trivial. At the record time, the CPU paces its interactions with GPU, intentionally (e.g. the driver calling `delay()`) or unintentionally (e.g. running other apps). Yet, the recorder should not preserve the observed intervals, as doing so will unnecessarily slow down the replay, resulting in performance loss.

Figure 5 shows an example workload. Most long intervals occur near the execution’s start and end. Many can be attributed to unintended delays: (1) Resource management, such as initialization of GPU memory management; (2) Dynamic generation of GPU commands and shader code; (3) OS asynchrony, such as delays in thread scheduling; (4) Recording overhead, e.g. dumping GPU memory; (5) Abstraction tax, e.g. frequent IOCTL syscalls. Doing none of these, the replayer should simply skip the resultant intervals and fast-forward to the next action. The challenge is to differentiate unintended delays from intended delays. It is unrealistic for the recorder to profile the GPU stack, which often runs multiple threads to exercise the GPU, and find out interval causes.

To remove unintended delays, the TinyStack recorder follows a simple heuristics: *if the GPU hardware has been idle through one interval, the interval is safely removable*. The rationale is that an idle GPU can always keep up with CPU’s next action without pause.

It is natural for the recorder, as part of the GPU driver, to track GPU busy/idle. The drivers we studied already track GPU states: job execution, cache flush, TLB cleaning, clock-rate changes, etc. With tens of lines of code (see Table 4 for details), the recorder often can prove CPU idle during more than half of the observed intervals; removing them speeds up the replay significantly, as we will show in Section 7. We have not observed any removal causing replay errors.

The recorder does not have to decide on all the intervals. For example, the recorder cannot prove GPU idle for any interval between a series of CPU/GPU interactions if the driver has not yet checked the completion status of an outstanding cache flush. In such a case, the recorder simply preserves undecidable intervals.

5 Replay

The replayer provides simple APIs to a target app:

- `Init/Cleanup()`. Acquire or release the GPU with reset.
- `Load()`. Load a recording file, verify its security properties, and allocate the required GPU memory.
- `Replay(in, out)`. Replay a loaded recording with input and output buffers supplied by the app. If it succeeds, the out buffer will contain the compute results.

The replayer consists of a static verifier; an interpreter that parses and executes a recording in sequence; and a nano GPU driver to be invoked by the interpreter.

5.1 Static verification of recordings

Given a recording, the replayer can statically verify and then enforce the following security properties. The target app hence does not have to rely on a recording's integrity.

- *No illegal register access by CPU*. A recording contains register names rather than their addresses. The replayer ensures that all registers referenced in a recording are legal GPU registers. The replayer resolves the register names as addresses based on the CPU memory mapping.
- *No illegal memory access by GPU*. A recording never specifies physical addresses accessible to GPU. Instead, it only specifies the sizes and GPU virtual addresses of these regions. It is up to the replayer to allocate these regions and set up GPU pagetables so that they do not overlap with any CPU memory or contain sensitive data. The GPU MMU and pagetables will prevent GPU shaders and commands from accessing any CPU memory.
- *Maximum GPU physical memory usage*. All GPU-visible memory must be mapped before use. By scanning a recording for `MapGpuMem` entries, the replayer can determine GPU memory usage any given moment. Based on the result, the app or the replayer can reject memory-hungry recordings that may render the whole system in low memory.

The replayer, however, cannot statically determine a recording's maximum execution time, as it lacks the knowledge on the semantics of GPU shaders and commands. GPU hang in replay is currently detected with a CPU-side watchdog timer, and handled as a replay failure (§ 5.4).

5.2 The nano GPU driver

The nano driver does minimum GPU hardware housekeeping. In our implementation, it consists of a few hundred lines of SLoC, much smaller than a full GPU driver which is up to tens of thousands of SLoC. Most of the nano driver functions directly map to replay actions: mapping GPU registers to CPU addresses, copying data in and out of GPU memory, rewriting the GPU pagetable entries to relocate memory dumps, etc.

Interrupt handling The driver includes a bare minimum interrupt handler. The interrupt handler itself contains no

GPU logic; it simply switches the CPU to the interrupt context and continues to replay the subsequent actions; when reaching an "interrupt return" action, the handler switches the CPU to the normal context. The interrupt management, such as wait for interrupts, acknowledging an interrupt, and checking interrupt sources, is done implicitly through replaying. In case of a user-level replayer that cannot register interrupt handlers, the replayer polls for interrupt status through file descriptors, as will be described in Section 6.3.

5.3 GPU handoff and preemption

In replaying a recording, the replayer fully owns the GPU and does not share the GPU with other apps. Before and after a replay, the replayer soft-resets the GPU, ensuring the GPU starts from a clean state and does not leak data after use, e.g. no subsequent apps will see unflushed GPU cache.

The OS can preempt GPU from a replayer at any time, e.g. to give the GPU to interactive apps. The preemption incurs short delays to interactive apps: the OS simply resets the GPU without waiting for any ongoing GPU job to complete. Section 7.4 will report the delays.

Preemption, however, interrupts the current replay. To mitigate disruption, we implement optional checkpointing: making periodic copies of GPU-visible memory and registers. A disrupted replay can resume from the most recent checkpoint. Compared to re-executing from the recording start, checkpointing benefits some, but not all, workloads. Section 7.4 will evaluate the overhead and the impact of checkpointing intervals.

5.4 Failure handling

We focus on the most common failures: replay divergence that manifests as CPU-visible events, including mismatched register values, extra or missing interrupts (no response), and GPU memory exceptions. Silent failures, i.e. GPU returns all matched register values and interrupts but produces incorrect results, never happen in our experience.

Our observed replay divergences are rare. We have seen the following common causes. (1) Non-deterministic register value, e.g. a `v3d` register (`CSD_CURRENT_CFG4`) indicating the current job progress. (2) GPU enters an unexpected power state, e.g. as controlled by its firmware. (3) The action intervals are too short for GPU to keep up. This could happen when the replaying GPU is clocked much lower than the recording GPU. (4) GPU response takes much longer than the replayer's expectation, causing a replayer timeout. This could happen when GPU experiences high resource contention, e.g. on physical memory.

TinyStack implements the following mechanisms.

1. **Oblivious**: in the spirit of failure-oblivious computing [90], the replayer simply ignore mismatched register values if the registers are not known to the replayer as critical.

GPU HW (Boards)	Compatible GPU stacks	Recordings	Replayers
Mali-G71 (Hikey960)*	1. ACL + Open CL * 2. ACL + GLES compute	NN inference: 18 NN training: 1	1.User* 2.TEE
Mali G51 (Odroid N2)	3. Tensorflow + ACL + OpenCL 4. DeepCL + OpenCL *		
Mali G31 (Odroid C4)	Driver: Arm Mali r23p0-01re10		
Brcm v3d (Raspberry Pi 4)*	1. ncnv + Vulkan * 2. Py-videocore6 Driver: drm/v3d in Linux 5.11	NN inference: 15 Math: 2	1.Kernel* 2.baremetal

Table 3. TinyStack implementations. * = used in evaluation. See Table 6 for evaluated recordings

2. Re-execution: the replayer resets the GPU and starts over the whole recording, optionally scaling the action intervals. This method works around slow GPU clock and transient failures due to resource contention.
3. Diagnostic run. If failures cannot be resolved with the above methods and reoccur, the common causes are corrupted recordings and GPU behaviors that are unknown to us as system designers. The replayer does a full dump of GPU register and memory for a postmortem analysis.

6 Implementations and Experiences

As summarized in Table 3, we implement TinyStack for Arm Mali and Broadcom v3d. The current implementations work for a variety of ML workloads (inference, training, and math kernels), programming abstractions (OpenCL, Vulkan, and GLES compute), and GPU runtimes (the official ones as well as an experimental runtime fully written in Python).

6.1 Arm Mali

The current Arm Mali generation (Bifrost) is our reference hardware. The recent Mali GPUs are autonomous to support large compute jobs. A Mali job chain contains a job’s all commands, metadata, and shader code for a job. The job chain holds multiple references linking the GPU code and data. Mali runs a hardware scheduler to dispatch a job over its shader cores. Mali has 4-level page tables with page permissions.

Status We implemented TinyStack for three Mali Bifrost GPUs. TinyStack can record and replay complex and diverse GPU workloads, including 18 inferences and 1 training, as will be evaluated in Section 7. We have also examined that our prototype for Mali GPUs is capable of working with existing TensorFlow NN model by leveraging ArmNN [21]. Our recorder adds around 600 SLoC to Mali’s stock driver, which is 1% of the driver’s 45K SLoC. The recorder taps into a number of functions in the stock driver: register accessors, system tracepoints for debugging and performance monitoring (for Arm’s DSTREAM profiler).

Optimizations with GPU pagetable semantics Our recorder exploits Mali’s page permission to shrink memory dumps. If a GPU-visible page is mapped as executable to GPU, the page is part of job chains and shaders and should be dumped. If a GPU-visible page is non-executable to GPU and is unmapped

from CPU, our recorder treats the page as part of GPU internal buffers and excludes it from dumping. The rationale is that the stock driver maps GPU-visible pages to CPU on demand, and an unmapped page must never be accessed by CPU.

6.2 Broadcom v3d

We implemented TinyStack for v3d, the GPU for Raspberry Pi 4 because of its popularity. The GPU supports Vulkan 4.2 and OpenGL ES 3.1. Compared to Mali, v3d is a simpler GPU. The GPU jobs include binning, rendering, compute, and texturing, all seen in ML workloads we tested. The runtime emits GPU commands in nested “control lists”.

Status Our recorder adds around 500 SLoC to v3d’s stock driver which is 10% of the driver’s 5K SLoC. To dump GPU memory, the recorder follows v3d’s registers pointing to shaders and control lists. It handles the cases where lists/shaders may contain pointers to other lists/shaders of the same or different memory regions. Unlike Mali, the v3d pagetables lack executable bits. Be conservative, the recorder has to dump more pages than Mali in general. To mitigate the storage overhead, our recorder compresses pages on the fly.

6.3 Replayers in various environments

We focus on the portability of replayer implementations, which are summarized in Table 3.

A baremetal implementation As a proof of concept, we built a standalone replayer for v3d on the Rpi4 board without any operating system. When the board powers up, it directly executes the replayer.

For minimization, we statically incorporate compressed recordings in the replayer binary, avoiding any filesystem. The whole executable binary (excluding recordings) is around 50KB. In the executable, the replayer itself is about 8 KB. We link zlib [43] for recording decompression (about 9 KB of executable) and Circle [91], a baremetal library for Rpi4. We link Circle for its code for CPU booting, interrupts, exception, and firmware interfaces (about 15 KB executable); for CPU cache, MMU, and page allocation (4 KB); for timers and delays (4 KB); for string manipulation and linked lists (9 KB).

A major challenge is to bring up the GPU power and clocks which is missing in Circle. Modern GPUs depend on power and clock domains at the SoC level. As Linux boots up, it configures an SoC’s power domains and clocks by accessing various registers, sometimes communicating with the SoC firmware [89]. The process is complex, SoC-specific, and often poorly documented. While replayers at the user or the kernel level reuse the configuration done by the kernel transparently, the baremetal replayer must configure GPU power and clocks itself. To do so, we instrument the Linux kernel, extract the register/firmware accesses, and port it to the replayer.

A user-level implementation We built a replayer as a user-level daemon in the spirit of kernel-bypassing drivers [32, 33]. To support the daemon, the kernel parses the device tree and exposes to the userspace the GPU resources, including GPU registers, memory regions, and interrupts. The replayer maps GPU registers and GPU memory via the `mmap()` syscall; it directly manipulates GPU pagetables via mapped memory; it receives GPU interrupts by `select()` on the GPU device file.

A kernel-level implementation We also built a replayer as a kernel module. The replayer directly invokes many functions of the stock GPU driver, e.g. for handling GPU interrupts and memory exceptions. The replayer module exposes several IOCTL commands for an app to load a recording and inject/extract input/output. Once turned on, the replayer disables the execution of the stock driver until replay completion or GPU preemption.

A TrustZone implementation We built a replayer in a TrustZone’s secure world. We added a small driver (in 100 SLoC) to the TrustZone kernel (OPTEE) for switching the mappings of GPU register and memory, between the normal world or the secure world. The driver accepts a XXX command from the normal world OS for GPU preemption. The replayer is a straightforward porting of the kernel-level driver; the replayer is in 1K SLoC, only 0.3% of the whole OPTEE (276K SLoC).

6.4 Reusing recordings across GPU models

Our experiences suggest it is possible to record/replay on different GPUs of the same family. The reason is that these GPUs are likely to share job formats, shader instruction sets, and most of register/pagetable semantics. The discrepancies are often minor, and can be fixed through patching.

We compare the register traces and memory dumps of three Mali GPUs: G31 (low-end), G52 (mainstream), and G71 (high-end). We find a way to patch a G31 or G52 recording to be replayed on G71. A patch should adjust: (1) the pagetable format: re-arranging the permission bits in the G31 pagetable entries, which are in a different order than G71 due to G31’s LPAE support. (2) MMU configuration: in G31/G52 recordings, flipping a bit in the translation configuration register (`AS_TRANS_CFG`) to enable read-allocation caching as expected by G71. (3) Core scheduling hints: in G31/G52 recordings, change the core affinity register (`JS_AFFINITY`) so a job is mapped to G71’s all 8 shader cores. A patch is small: (1) and (2) update one register write per recording and (3) requires one register modification per job. Section 7.4 reports the replay performance of a patched recording.

7 Evaluation

We evaluate TinyStack with the following questions.

GPU	The original stack			Ours	
	ML Framework	Runtime	Driver	Rec	Replayer
Mali Bifrost	• ACL: 500 KLoC, 30MB • DeepCL: 18 KLoC, 2.1MB	libmali.so: 48 MB	45K SLoC	0.7K SLoC	• Usr+kernl: 2.2+0.6 KLoC 25KB+20KB • In-TEE: 1K SLoC, 10 KB
Bcm v3d	• ncnnt: 223 KLoC, 11 MB	libvulkan_broadcom.so: 7 MB	3K SLoC	1K SLoC	• Kernel only: 1K SLoC; 107 KB (whole driver) • Baremetal: 4K SLoC, 50 KB

Table 4. Codebase comparisons. Binaries are stripped.

- Does TinyStack make GPU computations more secure?
- Overhead: Do recordings increase app sizes? How does the replay speed compared to that of the original GPU stack?
- Do our key design choices matter?

7.1 Security Analysis

TCB and interface Table 4 summarizes TinyStack’s code sizes. After excluding the GPU stack from the TCB of the target device, the TCB for GPU computation now includes the replayer (under 3K SLoC) and the recordings, which can be verified for security (§5); the TCB further includes any OS kernel or TEE kernel the replayer may run on. As a rough comparison, the replayer size is smaller than a GPU stack (tens of MBs) by three orders of magnitude.

The replayer exposes a small attack surface: only 3 functions (*init*, *run*, and *term*) as opposed to the stock driver’s interfaces: a number of device files, IOCTL commands (41 for Mali and 8 for v3d), and directly mapped memory.

Thwarted attacks TinyStack eliminates common security attacks as summarized in Table 5. When the replayer replaces the GPU stack on the target device (Figure 4(a)), TinyStack makes the whole kernel more secure by eliminating the vulnerable GPU driver and its interfaces. When the replayer coexists with the GPU stack on a device (Figure 4(b)), TinyStack improves the target app’s availability and integrity by eliminating the GPU runtime from the target app. TinyStack reduces the possibility of data leaks from the target apps due to fine-grained GPU sharing [50, 86, 96]. When the target app and the replayer are deployed in a TrustZone TEE (Figure 4(c)), the above security properties are strengthened since the OS is no longer part of the TCB.

Attacks against TinyStack are difficult but still possible.

Attacks against recording. Adversaries may compromise the developer’s machine for recording; this, however, is much more difficult than compromising target devices exposed in deployment; they may corrupt a recording during its transmission. Successful adversaries may execute arbitrary GPU code; the GPU code may hang GPU; it cannot make unauthorized memory/register accesses or consume excessive physical memory, which is prevented by the recorder (§5.1).

Attacks against the replayer. The chance of replayer bugs is slim due to its small size; the absence of blackbox runtime and

TinyStack's design choice	Example CVEs	Description	Effect	Vulnerability
Remove GPU runtime from app	CVE-2014-1376, High	Improper restriction of OpenCL calls [3]	Arbitrary code execution	App . I
	CVE-2019-5068, Med	Exploitable shared memory permissions [9]	Unauthorized shared mem access	App . C
	CVE-2018-6253, Med	Malformed shaders cause infinite recursion [5]	App hang	App . A/GPU . A
Remove GPU driver from device	CVE-2017-18643, High	Leak of GPU context address of GPU mem region [4]	Sensitive info disclosure	Kernel . C
	CVE-2019-20577, High	Invalid address mapping of GPU buffer [8]	Kernel crash	Kernel . I
	CVE-2020-11179, High	Race condition by overwriting ring buffer [10]	Arbitrary kernel mem read/write	Kernel . I
	CVE-2019-10520, Med	Continuous GPU mem allocating via IOCTL [6]	GPU mem exhausted	Kernel . A
	CVE-2014-0972, N/A	Lack of write protection for IOMMU page table [2]	Kernel mem corruption	Kernel . I
Disable fine-grained GPU sharing	CVE-2019-14615, Med	Learning app's secret from GPU register file [7]	App data leak	App . C

I: Integrity; C: Confidentiality; A: Availability

Table 5. TinyStack eliminates common security vulnerabilities in the GPU stack

Model (#layers)	GPU Mem (MB)	# Jobs	# RegIO	RecSize (MB)	
				Unzip	Zipped
MNIST (4)	4.7	18	2977	2.2	0.1
AlexNet (8)	683.2	45	8542	3.8	0.2
MobileNet (28)	44.9	54	12663	2.7	0.1
SqueezeNet (26)	36.9	71	12129	2.8	0.1
ResNet12 (12)	261.3	78	15934	3.4	0.1
VGG16 (16)	1738.3	71	23056	6.4	0.4

(a) Mali Bifrost

Model (#layers)	GPU Mem (MB)	# Jobs	# RegIO	RecSize (MB)	
				Unzip	Zipped
AlexNet (8)	139.2	40	2024	9.5	0.3
MobileNet (28)	42.3	66	3057	4.7	0.2
SqueezeNet (26)	26.8	85	4323	18.0	0.5
ResNet18 (18)	87.0	119	5253	66.0	1.7
VGG16 (16)	423.5	71	3742	4.4	0.3
Yolov4-tiny (38)	75.7	92	4708	2.0	0.3

(b) v3d

Table 6. NN inference for evaluation. Choices of NNs for Mali vs. v3d are slightly different because their ML frameworks do not implement exactly the same set of NNs

the lower complexity of replayer can facilitate formal verification for further security analysis [49]. Nevertheless, a successful adversary may subvert the replayer's security mechanisms, e.g. recording verification. A compromised user-level replayer may give the adversary unrestricted access to GPU memory and registers (as the kernel will prevent the replayer from accessing other hardware); compromised kernel-level and baremetal replayers may give access to the whole device.

Attacks against the replayer's TCB. Adversaries may exploit vulnerabilities in the OS kernel, the TEE kernel, or the SoC hardware. For instance, adversaries may steal GPU data through power or cache timing side channels [45]. TinyStack makes such attacks difficult by shrinking TCB but cannot eliminate them.

7.2 Memory overheads

Recording sizes The GPU recordings have moderate sizes, often a few hundred KBs when compressed as shown in Table 6. A recording will be a small fraction of a smartphone app, which is often tens of MBs [26]. Of a recording, the size of memory dumps is dominant (e.g. on average 72% for Mali), which contains job binaries. The memory dumps would have

been GBs without our selective capturing (§4.3). Some of v3d recordings are as large as tens of MBs uncompressed. This is because they contain memory regions that the recorder cannot safely rule out from dumping; however, these memory regions are likely GPU's internal buffers. They contain numerous zeros and hence are effectively compressed.

CPU/GPU memory We compare the memory consumptions of the original GPU stack and the replayer. Their GPU memory consumptions show negligible difference, because the replayer does all the GPU memory mapping as the original stack. The replayer's CPU memory consumption ranges from 2 MB – 10 MB (average 5 MB) when executing NN inference, much lower than the original stack (220 – 310 MB, average 270 MB). This is because the replayer runs a much smaller codebase and directly loads memory dumps to GPU; it avoids the major memory consumers such as GPU contexts, NN optimizations, and JIT commands/shader generation.

7.3 Replay speed

We study the inference delays on a variety of NNs as listed in the Table 6. Compared to the original GPU stacks, the replayer's startup delay are significantly lower: by 26% – 98% (Mali) and lower by 77% – 99% (v3d); the replayer's execution delays are similar: ranging from 44% lower to 13% higher (Mali) and from 4% lower to 19% higher (v3d).

Startup delays We measure the startup delay from the moment the testing app initializing a GPU context until the moment the first GPU job is ready for submission. Figure 6 shows the results. Both the stacks for Mali and v3d take seconds to start up, yet showing different bottlenecks: Mali is bottlenecked at the runtime (libMali.so) compiling shaders and allocating memory; v3d is bottlenecked at the framework (ncnn) loading NNs and optimizing pipelines. By contrast, the replayer spends most time on GPU reset, loading of memory dumps, and reconstructing pagetables.

Our startup comparison should *not* be interpreted as a quantitative conclusion, though. We are aware of optimizations to mitigate bottlenecks in GPU startup, e.g. caching compiled shaders [29] or built NN pipelines [93]. Compared to these point solutions, TinyStack is systematic and pushes the caching idea to its extreme – caching the whole initialization outcome at the lowest software layer.

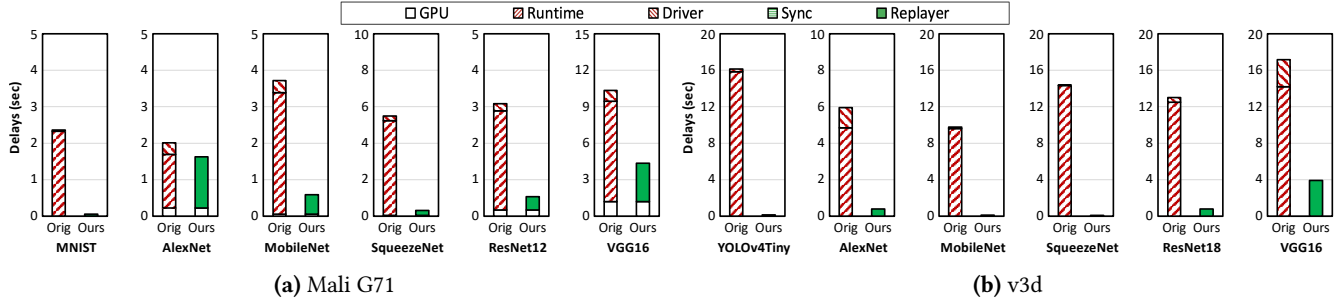


Figure 6. Startup delays prior to NN inference. The replayer takes much less time than the original GPU stack

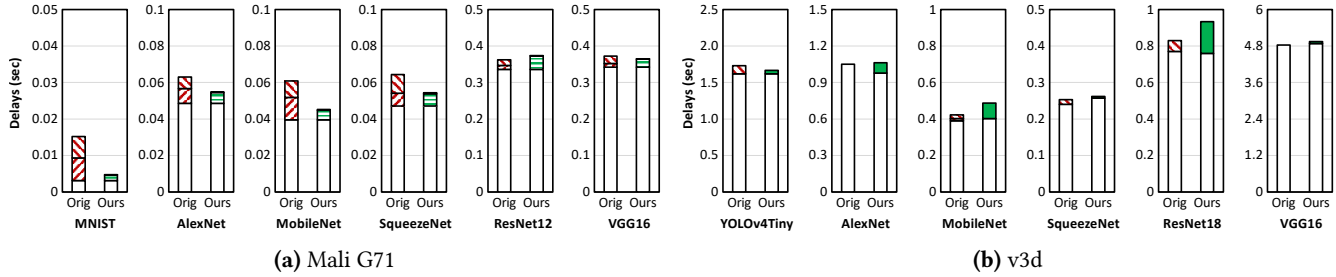


Figure 7. NN inference delays. The replayer incurs similar delays as compared to the original GPU stack.

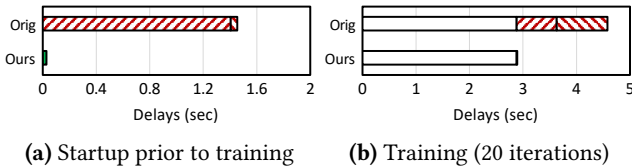


Figure 8. NN training delays. Benchmark: MNIST training atop DeepCL [85] + OpenCL on Mali G71

NN inference delays We measured the delay as the time from the app invokes its ML framework starting an inference to the app gets the outcome. The results are shown in Figure 7. In general, on benchmarks where the CPU overhead is significant, the replayer sees lower delay than the full stack, e.g. by 70% on MNIST atop Mali. This is because the replayer minimizes user-level executions, the kernel-level memory management, and user/kernel crossings such as IOCTLs. On larger NNs with long GPU computation, TinyStack sees diminishing advantages and sometimes disadvantage, e.g. around 3% and 12% longer on ResNet12 (Mali), and ResNet18 (v3d). Examining these benchmarks, we find TinyStack’s major overheads are (1) loading of memory dumps for v3d, which may contain unneeded data that TinyStack cannot exclude, e.g. 66 MBs of memory dumps for ResNet18; (2) short GPU idles from synchronous jobs (0.5% – 3% on Mali); (3) pause intervals that TinyStack cannot safely remove.

NN training delays TinyStack shows similar advantages. Our benchmark is MNIST training with the DeepCL [85] atop Arm’s OpenCL runtime. Each training iteration runs 72 GPU jobs and 5.7K register accesses. We notice DeepCL already submits jobs synchronously with CLFlush(). As shown in Figure 8, the replayer incurs 99% less startup delay due to the

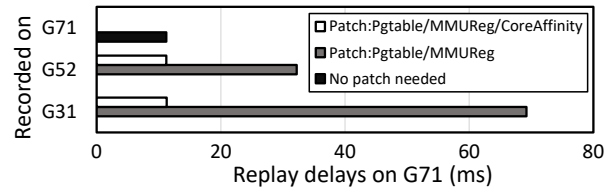


Figure 9. Mali G71 can replay recordings from other GPUs at full hardware speed. Benchmark: 16M elements vecadd

removal of parameter parsing and shader compilation. Over 20 iterations, the replayer incurs 40% less delays because it avoids DeepCL and the OpenCL runtime.

7.4 Validation of Key Designs

Cross-GPU record/replay We demonstrate the feasibility of record and replay on different GPUs of the same family (§6.4). To do so, we have recorded the same workload on two GPUs: Arm Mali G31 (low-end, 1 shader core) and G52 (mainstream, 2 cores), and attempt to replay the two recordings on Mali G71 (high-end, 8 cores). Figure 9 shows the results. With patching GPU page tables and MMU register values, the replay successfully completes with correct results, albeit with much lower performance (by 4x – 8x). Further patching the core affinity register makes the replay utilize G71’s all 8 shader cores, resulting in full replay performance.

Interval compression The recorder’s removal of intervals is significant to replay speed. Without it, the replayer’s NN inference will be 1.1x – 4.9x longer, as shown in Figure 10; the startup delays will up to two orders of magnitude longer, closer to that of a full stack (not shown in the figure). This is because the recorder can no longer recognize the intervals

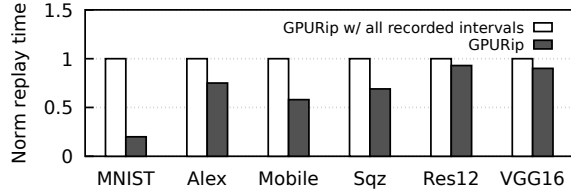


Figure 10. TinyStack removes unnecessary intervals between replay actions. Benchmark: ACL NN inference atop Mali G71

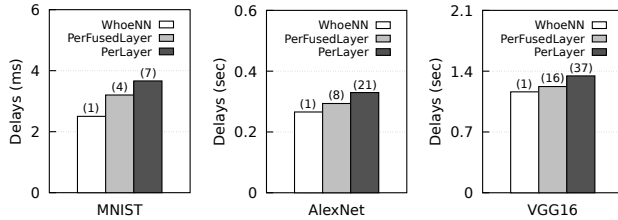


Figure 11. NN inference delays (including startup) with various granularities. The number of record and replay is shown in parentheses.

of CPU busy execution caused by runtime and exclude them from the recording.

Impact of recording granularity Given one NN, we tested three granularities: one monolithic recording (high efficiency); one recording per layer (high composability); per fused layer (a middle ground). For the last, we manually decide recording boundaries so that each recording is aligned with fused layers by ACL, e.g. a convolutional layer and the subsequent layers of activation, normalization, and pooling [20]. Figure 11 shows that recordings of fused layers incur only 15% longer delays on average than a monolithic recording. The additional delays come from the modest overhead of replayer startup (see Figure 6). We conclude that for NN inference, recording every fused layer is a useful tradeoff between composability and efficiency.

Preemption delay We measure the delay perceived by an interactive app when it requests to preempt GPU from the replayer. Such a delay is key to app interactivity. On both GPUs we tested, the preemption delay is below 1 ms, which translates to minor performance degradation, e.g. loss of 1 frame for a 60 FPS app. This is because the simplicity of preemption: a preemption primarily consists of flushes of GPU cache and TLB followed by a GPU soft reset.

Checkpoint & restore We tested checkpointing of GPU state which allows the replayer to resume from GPU preemption. Our results show that checkpointing is general inferior to re-executing the whole replay; checkpoints only save time over re-executing only when they are sparse (e.g. every a few seconds) and the preemption is expected to be very frequent. For instance, MobileNet making one checkpoint every 16 GPU jobs (50–60 jobs in total) slows down the whole NN

execution by 8x. The primary cause is the memory dump. MobileNet takes 140 ms to dump all GPU-visible memory (51 MBs) while re-executing the NN takes only 45 ms.

8 Related Work

Record and replay is known useful to diagnosis, debugging, and security analysis [27, 44, 102]. It has been applied to mobile UI apps [34, 87], web apps [72], virtual machines [30], networks [99], and whole systems [38]. TinyStack is inspired by the prior work, e.g. constraining dynamism for deterministic replay. None prior work has applied the idea to GPU registers and memory.

Quite related to TinyStack, recording syscalls has been popular in reverse engineering GPU runtimes [11, 24, 36, 52]. By changing LD_PRELOAD of a GPU app, the developers intercept ioctl commands between the runtime and the kernel, manipulate the commands, and observe the results. Compared to it, TinyStack targets a different goal (minimizing GPU software), records a lower level (registers and memory), and entails different techniques (e.g. interval compression, input/output localization, etc.)

Refactoring GPU stacks Recent works isolate part or the whole GPU stack for security. Sugar subsumes an entire GPU stack to an app’s address space [103]. Graviton pushes the function of isolation and resource management from OS to a GPU’s command processor [98]. Telekine spans a GPU stack between local and cloud machines at the API boundary (e.g. redirecting API calls from client to server) [39]. HIX ports entire GPU stack to a secure enclave for protection and also restricts the IO interconnect [42]. HETEE pools multiple GPUs in a rack-level box and instantiates dedicated hardware controller and fabric to isolate use of these GPUs [104]; While efficacy has been shown, a key drawback is the high engineering effort (e.g. deep modifications of GPU software/hardware), limited to a special hardware component (e.g. software-defined PCIe fabric) and/or likely loss of compatibility with the stock GPU stacks. Contrasting to all the above *spatial* refactoring of a GPU stack, TinyStack can be viewed as a *temporal* refactoring – between the development time and the run time.

Optimizing GPU computations Much work have optimized mobile ML performance, e.g. by exploiting CPU/GPU heterogeneity [48]. Notably, recent studies found CPU software inefficiency that leaves GPU hardware under-utilized, e.g. suboptimal CLFlush [47] or expensive data transformation [100]. While prior solutions directly fix the inefficiency in the GPU stack [47], TinyStack offers a new approach of blind fixes without requiring to pinpoint the causes: replaying the CPU outcome (e.g. shader code) and removing the GPU idle intervals.

Trusted execution environment Thanks to its strong security guarantees but modest overhead, many works utilizes

TEE to isolate entire application [37] or security-sensitive software components [92], to support secure compute primitives [84], to protect machine learning inference [51] and training [71]. While the current TEE is limited on CPU computation, prior works proposed solutions that leverage TEE to protect GPU computation by isolating potentially vulnerable GPU software stack [95] and/or hardware modification [42, 98, 104].

Secure client ML Prior work has transformed the ML themselves rather than the GPU stack. Slalom [95] proposed secure heterogeneous computation by homomorphic encryption. It outsources computation intensive parts of DNN to GPU while data is encrypted. The computation is verified later from CPU-TEE. While it provides data confidentiality, it does not fit well for the end-devices as homomorphic encryption brings about significant performance degradation due to additional computations. Moreover, it is limited on linear operations which makes it difficult to support diverse computation [71].

9 Conclusions

TinyStack offers a static, quick route for pushing ML compute to mobile and embedded GPUs. It pre-records GPU executions with a GPU stack and replays them on new input data without the use of GPU stack at run time. TinyStack addresses challenges entailed by GPU record and replay by identifying key GPU/CPU interaction and memory states; working around the proprietary GPU runtime and job formats; preventing replay divergence. The resultant replayer is a drop-in replacement of the GPU stack, which is tiny, robust, portable and quick to launch.

References

- [1] In-kernel memory mapped i/o tracing. <https://www.kernel.org/doc/html/latest/trace/mmiotrace.html>.
- [2] CVE-2014-0972: Unprivileged gpu command streams can change the iommu page table. <https://nvd.nist.gov/vuln/detail/CVE-2014-0972>, 2014.
- [3] CVE-2014-1376: Improper restriction to unspecified opengl api calls. <https://nvd.nist.gov/vuln/detail/CVE-2014-1376>, 2014.
- [4] CVE-2017-18643: Information disclosure on samsung gpu. <https://nvd.nist.gov/vuln/detail/CVE-2017-18643>, 2017.
- [5] CVE-2018-6253: Vulnerability in the opengl usermode drivers. <https://nvd.nist.gov/vuln/detail/CVE-2018-6253>, 2018.
- [6] CVE-2019-10520: out of memory in snapdragon. <https://nvd.nist.gov/vuln/detail/cve-2019-10520>, 2019.
- [7] CVE-2019-14615: Information leakage vulnerability on the intel integrated gpu architecture. <https://nvd.nist.gov/vuln/detail/CVE-2019-14615>, 2019.
- [8] CVE-2019-20577: Smmu page fault in mali gpu driver. <https://nvd.nist.gov/vuln/detail/CVE-2019-20577>, 2019.
- [9] CVE-2019-5068: Exploitable shared memory permission vulnerability in mesa 3d graphics library. <https://nvd.nist.gov/vuln/detail/CVE-2019-5068>, 2019.
- [10] CVE-2020-11179: Qualcomm adreno gpu ringbuffer corruption / protected mode bypass. <https://nvd.nist.gov/vuln/detail/CVE-2020-11179>, 2020.
- [11] alyssa rosenzweig. Dissecting the apple m1 gpu. <https://rosenzweig.io/blog/asahi-gpu-part-1.html>.
- [12] Alyssa Rosenzweig. Dissecting the Apple M1 GPU, part II. <https://rosenzweig.io/blog/asahi-gpu-part-2.html>.
- [13] Android kernel. Arm Bifrost Graphics Driver: kbase_cache_clean_worker(). https://android.googlesource.com/kernel/arm64+/refs/tags/android-11.0.0_r0.67/drivers/gpu/arm/midgard/backend/gpu/mali_kbase_instr_backend.c#349.
- [14] Android kernel. Arm Bifrost Graphics Driver: kbase_job_hw_submit(). https://android.googlesource.com/kernel/arm64+/refs/tags/android-11.0.0_r0.67/drivers/gpu/arm/midgard/backend/gpu/mali_kbase_jm_hw.c#56.
- [15] Android kernel. Arm Bifrost Graphics Driver: kbase_job_irq_handler(). https://android.googlesource.com/kernel/arm64+/refs/tags/android-11.0.0_r0.67/drivers/gpu/arm/midgard/backend/gpu/mali_kbase_irq_linux.c#45.
- [16] Android kernel. Arm Bifrost Graphics Driver: kbase_mmu_insert_pages(). https://android.googlesource.com/kernel/arm64+/refs/tags/android-11.0.0_r0.67/drivers/gpu/arm/midgard/mali_kbase_mmu.c#606.
- [17] Android kernel. Arm Bifrost Graphics Driver: kbase_pm_init_hw(). https://android.googlesource.com/kernel/arm64+/refs/tags/android-11.0.0_r0.67/drivers/gpu/arm/midgard/backend/gpu/mali_kbase_pm_driver.c#1162.
- [18] Android kernel. Arm Bifrost Graphics Driver: kbase_pm_set_policy(). https://android.googlesource.com/kernel/arm64+/refs/tags/android-11.0.0_r0.67/drivers/gpu/arm/midgard/backend/gpu/mali_kbase_pm_policy.c#557.
- [19] Android kernel. Arm Bifrost Graphics Driver: SLOT_RB_SIZE. https://android.googlesource.com/kernel/arm64+/refs/tags/android-11.0.0_r0.67/drivers/gpu/arm/midgard/backend/gpu/mali_kbase_jm_defs.h#27.
- [20] Arm. Arm Compute Library. <https://github.com/ARM-software/ComputeLibrary>.
- [21] Arm. ArmNN. <https://github.com/ARM-software/armnn>.
- [22] Arm. Open Source Mali Bifrost GPU Kernel Drivers. <https://developer.arm.com/tools-and-software/graphics-and-gaming/mali-drivers/bifrost-kernel>.
- [23] Arm. Vulkan SDK for Android. <https://github.com/ARM-software/vulkan-sdk>.
- [24] ARM-software. Software for capturing gles calls of an application and replaying them on a different device. <https://github.com/ARM-software/ptrace>.
- [25] A. Basu, J. L. Greathouse, G. Venkataramani, and J. Vesely. Interference from gpu system service requests. In *2018 IEEE International Symposium on Workload Characterization (IISWC)*, pages 179–190, 2018.
- [26] Brendon Boshell. Average App File Size: Data for Android and iOS Mobile Apps. <https://sweetpricing.com/blog/2017/02/average-app-file-size/>.
- [27] A. Chen, W. B. Moore, H. Xiao, A. Haeberlen, L. T. X. Phan, M. Sherr, and W. Zhou. Detecting covert timing channels with time-deterministic replay. In *11th USENIX Symposium on Operating Systems Design and Implementation (OSDI 14)*, pages 541–554, Broomfield, CO, Oct. 2014. USENIX Association.
- [28] R. de Jong and A. Sandberg. Nomali: Simulating a realistic graphics driver stack using a stub gpu. In *2016 IEEE International Symposium on Performance Analysis of Systems and Software (ISPASS)*, pages 255–262, 2016.
- [29] A. Developer. Mali offline compiler. <https://developer.arm.com/tools-and-software/graphics-and-gaming/arm-mobile-studio/components/mali-offline-compiler>.
- [30] G. W. Dunlap, S. T. King, S. Cinar, M. A. Basrai, and P. M. Chen. Revirt: Enabling intrusion analysis through virtual-machine logging

- and replay. *SIGOPS Oper. Syst. Rev.*, 36(SI):211–224, Dec. 2003.
- [31] Eric Anholt. v3d, freedreno: Introduce a DRM shim for no-op on v3d and freedreno, or calling out to the v3d simulator. . https://gitlab.freedesktop.org/mesa/mesa/-/merge_requests/578.
- [32] L. Foundation. Data plane development kit (DPDK). <http://www.dpdk.org>.
- [33] L. Foundation. The user space io (UIO). <https://www.kernel.org/doc/html/v4.12/driver-api/uio-howto.html>.
- [34] L. Gomez, I. Neamtiu, T. Azim, and T. Millstein. Reran: Timing- and touch-sensitive record and replay for android. In *2013 35th International Conference on Software Engineering (ICSE)*, pages 72–81, 2013.
- [35] Google. Tensorflow GPU support. <https://www.tensorflow.org/install/gpu>.
- [36] Grate. Open source reverse-engineering tools aiming at nvidia tegra2+3d engine. <https://github.com/grate-driver/grate>.
- [37] L. Guan, P. Liu, X. Xing, X. Ge, S. Zhang, M. Yu, and T. Jaeger. Trust-shadow: Secure execution of unmodified applications with arm trustzone. In *Proceedings of the 15th Annual International Conference on Mobile Systems, Applications, and Services, MobiSys '17*, pages 488–501, New York, NY, USA, 2017. ACM.
- [38] Z. Guo, X. Wang, J. Tang, X. Liu, Z. Xu, M. Wu, M. F. Kaashoek, and Z. Zhang. R2: An application-level kernel for record and replay. In *Proceedings of the 8th USENIX Conference on Operating Systems Design and Implementation, OSDI'08*, page 193–208, USA, 2008. USENIX Association.
- [39] T. Hunt, Z. Jia, V. Miller, A. Szekely, Y. Hu, C. J. Rossbach, and E. Witchel. Telekine: Secure computing with cloud gpus. In *17th USENIX Symposium on Networked Systems Design and Implementation (NSDI 20)*, pages 817–833, Santa Clara, CA, Feb. 2020. USENIX Association.
- [40] id-Software. DOOM-3-BFG: LoadGLSLShader(). https://github.com/id-Software/DOOM-3-BFG/blob/master/neo/renderer/RenderProgs_GLSL.cpp#L960.
- [41] Y. Ioannou, D. P. Robertson, D. Zikic, P. Kotschieder, J. Shotton, M. Brown, and A. Criminisi. Decision forests, convolutional networks and the models in-between. *CoRR*, abs/1603.01250, 2016.
- [42] I. Jang, A. Tang, T. Kim, S. Sethumadhavan, and J. Huh. Heterogeneous Isolated Execution for Commodity GPUs. In *Proceedings of the Twenty-Fourth International Conference on Architectural Support for Programming Languages and Operating Systems*, pages 455–468. ACM, 2019.
- [43] Jean-loup Gailly and Mark Adler. A Massively Spiffy Yet Delicately Unobtrusive Compression Library. <https://zlib.net/>.
- [44] Y. Ji, S. Lee, M. Fazzini, J. Allen, E. Downing, T. Kim, A. Orso, and W. Lee. Enabling refinable cross-host attack investigation with efficient data flow tagging and tracking. In *27th USENIX Security Symposium (USENIX Security 18)*, pages 1705–1722, Baltimore, MD, Aug. 2018. USENIX Association.
- [45] E. Karimi, Z. H. Jiang, Y. Fei, and D. Kaeli. A timing side-channel attack on a mobile gpu. In *2018 IEEE 36th International Conference on Computer Design (ICCD)*, pages 67–74, 2018.
- [46] Khronos Group. Khronos Conformant Products. <https://www.khronos.org/conformance/adopters/conformant-products>.
- [47] S. Kim, S. Oh, and Y. Yi. Minimizing gpu kernel launch overhead in deep learning inference on mobile gpus. In *Proceedings of the 22nd International Workshop on Mobile Computing Systems and Applications, HotMobile '21*, page 57–63, New York, NY, USA, 2021. Association for Computing Machinery.
- [48] Y. Kim, J. Kim, D. Chae, D. Kim, and J. Kim. ulayer: Low latency on-device inference using cooperative single-layer acceleration and processor-friendly quantization. In *Proceedings of the Fourteenth EuroSys Conference 2019, EuroSys '19*, New York, NY, USA, 2019. Association for Computing Machinery.
- [49] G. Klein. Operating system verification—an overview. *Sadhana*, 34(1):27–69, 2009.
- [50] S. Lee, Y. Kim, J. Kim, and J. Kim. Stealing webpages rendered on your browser by exploiting gpu vulnerabilities. In *2014 IEEE Symposium on Security and Privacy*, pages 19–33, 2014.
- [51] T. Lee, Z. Lin, S. Pushp, C. Li, Y. Liu, Y. Lee, F. Xu, C. Xu, L. Zhang, and J. Song. Occlumency: Privacy-preserving remote deep-learning inference using sgx. In *The 25th Annual International Conference on Mobile Computing and Networking, MobiCom '19*, New York, NY, USA, 2019. Association for Computing Machinery.
- [52] T. M. D. G. Library. Panfrost. <https://docs.mesa3d.org/drivers/panfrost.html>.
- [53] Linux. drm/v3d Broadcom V3D Graphics Driver . <https://www.kernel.org/doc/html/latest/gpu/v3d.html>.
- [54] Linux. drm/v3d Broadcom V3D Graphics Driver: register accessors. https://elixir.bootlin.com/linux/latest/source/drivers/gpu/drm/v3d/v3d_drv.h#L170.
- [55] Linux. drm/v3d Broadcom V3D Graphics Driver: v3d_clean_caches(). https://elixir.bootlin.com/linux/latest/source/drivers/gpu/drm/v3d/v3d_gem.c#L189.
- [56] Linux. drm/v3d Broadcom V3D Graphics Driver: v3d_csd_job_run(). https://elixir.bootlin.com/linux/latest/source/drivers/gpu/drm/v3d/v3d_sched.c#L245.
- [57] Linux. drm/v3d Broadcom V3D Graphics Driver: v3d_irq(). https://elixir.bootlin.com/linux/latest/source/drivers/gpu/drm/v3d/v3d_irq.c#L85.
- [58] Linux. drm/v3d Broadcom V3D Graphics Driver: v3d_mmu_insert_ptes(). https://elixir.bootlin.com/linux/latest/source/drivers/gpu/drm/v3d/v3d_mmu.c#L87.
- [59] Linux. drm/v3d Broadcom V3D Graphics Driver: v3d_reset(). https://elixir.bootlin.com/linux/latest/source/drivers/gpu/drm/v3d/v3d_gem.c#L110.
- [60] Linux. drm/v3d Broadcom V3D Graphics Driver: wait_for(). https://elixir.bootlin.com/linux/latest/source/drivers/gpu/drm/v3d/v3d_drv.h#L290.
- [61] Linux. drm/vc4 Broadcom VC4 Graphics Driver . <https://www.kernel.org/doc/html/latest/gpu/vc4.html>.
- [62] Linux. drm/vc4 Broadcom VC4 Graphics Driver: submit_cl(). https://elixir.bootlin.com/linux/latest/source/drivers/gpu/drm/vc4/vc4_gem.c#L369.
- [63] Linux. drm/vc4 Broadcom VC4 Graphics Driver: vc4_irq(). https://elixir.bootlin.com/linux/latest/source/drivers/gpu/drm/vc4/vc4_irq.c#L196.
- [64] Linux. drm/vc4 Broadcom VC4 Graphics Driver: vc4_reset(). https://elixir.bootlin.com/linux/latest/source/drivers/gpu/drm/vc4/vc4_gem.c#L286.
- [65] Linux. Qualcomm adreno graphics driver. <https://elixir.bootlin.com/linux/latest/source/drivers/gpu/drm/msm/adreno>.
- [66] Linux. Qualcomm adreno graphics driver: a6xx_flush(). https://elixir.bootlin.com/linux/latest/source/drivers/gpu/drm/msm/adreno/a6xx_gpu.c#L54.
- [67] Linux. Qualcomm Adreno Graphics Driver: a6xx_irq(). https://elixir.bootlin.com/linux/latest/source/drivers/gpu/drm/msm/adreno/a6xx_gpu.c#L1046.
- [68] Linux. Qualcomm Adreno Graphics Driver: a6xx_recover(). https://elixir.bootlin.com/linux/latest/source/drivers/gpu/drm/msm/adreno/a6xx_gpu.c#L934.
- [69] Linux. Qualcomm Adreno Graphics Driver: a6xx_submit(). https://elixir.bootlin.com/linux/latest/source/drivers/gpu/drm/msm/adreno/a6xx_gpu.c#L140.
- [70] Linux. Qualcomm Adreno Graphics Driver: msm_gpummu_map(). https://elixir.bootlin.com/linux/latest/source/drivers/gpu/drm/msm/msm_gpummu.c#L28.

- [71] F. Mo, A. S. Shamsabadi, K. Katevas, S. Demetriou, I. Leontiadis, A. Cavallaro, and H. Haddadi. Darknetz: Towards model privacy at the edge using trusted execution environments. In *Proceedings of the 18th International Conference on Mobile Systems, Applications, and Services, MobiSys '20*, page 161–174, New York, NY, USA, 2020. Association for Computing Machinery.
- [72] R. Netravali, A. Sivaraman, S. Das, A. Goyal, K. Winstein, J. Mickens, and H. Balakrishnan. Mahimahi: Accurate record-and-replay for HTTP. In *2015 USENIX Annual Technical Conference (USENIX ATC 15)*, pages 417–429, Santa Clara, CA, July 2015. USENIX Association.
- [73] NVIDIA. CUDA Compatibility. <https://docs.nvidia.com/develop/cuda-compatibility/index.html>.
- [74] NVIDIA. Host1x hardware description. <http://http.download.nvidia.com/tegra-public-appnotes/host1x.html>.
- [75] NVIDIA. NVIDIA Tegra Linux Driver. <https://nv-tegra.nvidia.com/gitweb/?p=linux-nvgpu.git;a=summary>.
- [76] NVIDIA. NVIDIA Tegra Linux Driver: `__gk20a_do_unidle()`. <https://nv-tegra.nvidia.com/gitweb/?p=linux-nvgpu.git;a=blob;f=drivers/gpu/nvgpu/os/linux/module.c;h=807df2cadfb6c6d1d76008021e5dfabdea232c72b;hb=7bf2833f340f87ea643d3ef66b0e4c22ffb1e891#1630>.
- [77] NVIDIA. NVIDIA Tegra Linux Driver: `gk20a_mm_l2_flush()`. https://nv-tegra.nvidia.com/gitweb/?p=linux-nvgpu.git;a=blob;f=drivers/gpu/nvgpu/gk20a/mm_gk20a.c;h=10ca84d9dfe23b4adfb607dc50041abbc2216217;hb=7bf2833f340f87ea643d3ef66b0e4c22ffb1e891#1541.
- [78] NVIDIA. NVIDIA Tegra Linux Driver: `gk20a_wait_for_idle()`. <https://nv-tegra.nvidia.com/gitweb/?p=linux-nvgpu.git;a=blob;f=drivers/gpu/nvgpu/gk20a/gk20a.c;h=c3068b76ccb08695621292b5d7f354d9c4785732;hb=7bf2833f340f87ea643d3ef66b0e4c22ffb1e891#1441>.
- [79] NVIDIA. NVIDIA Tegra Linux Driver: `gm20b_tegra_unrailingate()`. https://nv-tegra.nvidia.com/gitweb/?p=linux-nvgpu.git;a=blob;f=drivers/gpu/nvgpu/os/linux/platform_gk20a_tegra.c;h=c39e4f0e6cdbfe37f880a05cbe17af0fa9af604c;hb=7bf2833f340f87ea643d3ef66b0e4c22ffb1e891#1368.
- [80] NVIDIA. NVIDIA Tegra Linux Driver: `__nvgpu_gmmu_update_page_table()`. <https://nv-tegra.nvidia.com/gitweb/?p=linux-nvgpu.git;a=blob;f=drivers/gpu/nvgpu/common/mm/gmmu.c;h=748e9f455ca33d2c9388dc789d9696616f4dfbe5;hb=7bf2833f340f87ea643d3ef66b0e4c22ffb1e891#1591>.
- [81] NVIDIA. NVIDIA Tegra Linux Driver: `nvgpu_submit_channel_gpffifo()`. <https://nv-tegra.nvidia.com/gitweb/?p=linux-nvgpu.git;a=blob;f=drivers/gpu/nvgpu/common/fifo/submit.c;h=b0f38ff1cfa48ba36111e6734aa2017415aba575;hb=7bf2833f340f87ea643d3ef66b0e4c22ffb1e891#1318>.
- [82] NVIDIA. NVIDIA Tegra Linux Driver: `nvgpu_submit_prepare_syncs()`. <https://nv-tegra.nvidia.com/gitweb/?p=linux-nvgpu.git;a=blob;f=drivers/gpu/nvgpu/common/fifo/submit.c;h=b0f38ff1cfa48ba36111e6734aa2017415aba575;hb=7bf2833f340f87ea643d3ef66b0e4c22ffb1e891#140>.
- [83] NVIDIA. NVIDIA Tegra Linux Driver: `syncpt_thresh_cascade_isr()`. https://nv-tegra.nvidia.com/gitweb/?p=linux-nvidia.git;a=blob;f=drivers/video/tegra/host/host1x/host1x_intr.c;h=c0fd8611273c65619116c704dcd462903b80036c;hb=6dc57fec39c444e4c4448be61ddd19c55693daf1#139.
- [84] H. Park, S. Zhai, L. Lu, and F. X. Lin. Streambox-tz: Secure stream analytics at the edge with trustzone. In *2019 USENIX Annual Technical Conference (USENIX ATC 19)*, pages 537–554, Renton, WA, July 2019. USENIX Association.
- [85] H. Perkins. Opencl library to train deep convolutional networks. <https://github.com/hughperkins/DeepCL>.
- [86] R. D. Pietro, F. Lombardi, and A. Villani. Cuda leaks: A detailed hack for cuda and a (partial) fix. 15(1), Jan. 2016.
- [87] Z. Qin, Y. Tang, E. Novak, and Q. Li. Mobiplay: A remote execution based record-and-replay tool for mobile applications. In *Proceedings of the 38th International Conference on Software Engineering, ICSE '16*, page 571–582, New York, NY, USA, 2016. Association for Computing Machinery.
- [88] Quake3 World. Quak3: Demo System. <https://www.quake3world.com/q3guide/demos.html>.
- [89] Raspberry Pi Foundation. RaspberryPi Firmware Mailbox property interface. <https://github.com/raspberrypi/firmware/wiki/Mailbox-property-interface>.
- [90] M. Rinard, C. Cadar, D. Dumitran, D. M. Roy, T. Leu, and W. S. Beebe. Enhancing server availability and security through failure-oblivious computing. In *Proceedings of the 6th Conference on Symposium on Operating Systems Design and Implementation - Volume 6, OSDI'04*, page 21, USA, 2004. USENIX Association.
- [91] rsta2. A C++ bare metal environment for Raspberry Pi with USB (32 and 64 bit). <https://github.com/rsta2/circle/>.
- [92] K. Rubinov, L. Rosculete, T. Mitra, and A. Roychoudhury. Automated partitioning of android applications for trusted execution environments. In *Proceedings of the 38th International Conference on Software Engineering, ICSE '16*, page 923–934, New York, NY, USA, 2016. Association for Computing Machinery.
- [93] Tencent. ncnn Pipeline Cache. <https://github.com/Tencent/ncnn/blob/master/src/pipelinecache.cpp/>.
- [94] Tencent. Tencent ncnn framework. <https://github.com/Tencent/ncnn>.
- [95] F. Tramèr and D. Boneh. Slalom: Fast, verifiable and private execution of neural networks in trusted hardware. In *International Conference on Learning Representations*, 2019.
- [96] G. Vasilidis, E. Athanasopoulos, M. Polychronakis, and S. Ioannidis. Pixelvault: Using gpus for securing cryptographic operations. In *Proceedings of the 2014 ACM SIGSAC Conference on Computer and Communications Security, CCS '14*, page 1131–1142, New York, NY, USA, 2014. Association for Computing Machinery.
- [97] J. Veselý, A. Basu, A. Bhattacharjee, G. H. Loh, M. Oskin, and S. K. Reinhardt. Generic system calls for gpus. In *2018 ACM/IEEE 45th Annual International Symposium on Computer Architecture (ISCA)*, pages 843–856, 2018.
- [98] S. Volos, K. Vaswani, and R. Bruno. Graviton: Trusted execution environments on gpus. In *13th USENIX Symposium on Operating Systems Design and Implementation (OSDI 18)*, pages 681–696, Carlsbad, CA, Oct. 2018. USENIX Association.
- [99] A. Wundsam, D. Levin, S. Seetharaman, and A. Feldmann. Ofrewind: Enabling record and replay troubleshooting for networks. In *Proceedings of the 2011 USENIX Conference on USENIX Annual Technical Conference, USENIXATC'11*, page 29, USA, 2011. USENIX Association.
- [100] S. L. Xi, Y. Yao, K. Bhardwaj, P. Whatmough, G.-Y. Wei, and D. Brooks. Smaug: End-to-end full-stack simulation infrastructure for deep learning workloads. *ACM Trans. Archit. Code Optim.*, 17(4), Nov. 2020.
- [101] M. Xu, J. Liu, Y. Liu, F. X. Lin, Y. Liu, and X. Liu. A first look at deep learning apps on smartphones. In *The World Wide Web Conference, WWW '19*, page 2125–2136, New York, NY, USA, 2019. Association for Computing Machinery.
- [102] M. Yan, Y. Shalabi, and J. Torrellas. Replayconfusion: Detecting cache-based covert channel attacks using record and replay. In *2016 49th Annual IEEE/ACM International Symposium on Microarchitecture (MICRO)*, pages 1–14, 2016.
- [103] Z. Yao, Z. Ma, Y. Liu, A. Amiri Sani, and A. Chandramowlishwaran. Sugar: Secure gpu acceleration in web browsers. *ASPLOS '18*, page 519–534, New York, NY, USA, 2018. Association for Computing Machinery.
- [104] J. Zhu, R. Hou, X. Wang, W. Wang, J. Cao, B. Zhao, Z. Wang, Y. Zhang, J. Ying, L. Zhang, and D. Meng. Enabling rack-scale confidential computing using heterogeneous trusted execution environment. In *2020 IEEE Symposium on Security and Privacy (SP)*, pages 1450–1465,

2020.