

Hydride Conductivity in Nitride Hydrides

Andrew J. E. Rowberg and Chris G. Van de Walle*

*Materials Department, University of California, Santa Barbara, California 93106-5050,
United States*

E-mail: vandewalle@mrl.ucsb.edu

Abstract

Nitride hydrides are a largely unexplored class of materials with promising applications in solid-state hydrogen fuel cells. Here, we use first-principles calculations to characterize defects and ionic mobility in $\text{Sr}_2\text{LiH}_2\text{N}$ (SLHN), a nitride hydride with high hydride conductivity. Calculating defect formation energies, we find that SLHN contains high concentrations of hydrogen interstitials (H_i). H_i^- migrates with very low energetic barriers, which, together with its low formation energy, implies that SLHN will have excellent hydride kinetics, potentially surpassing those of other known hydride electrolytes. Oxygen contamination is a concern, meaning that encapsulation will be critical. By direct analogy to the La/Sr-based oxyhydrides, which have similar crystal structures, we also investigate the La-based nitride hydride La_2LiHN_2 but find that it will be significantly less conductive, and thus not as technologically useful. Our findings buttress the exploration of SLHN and similar nitride hydrides for use in solid-state hydrogen fuel cells.

Introduction

Hydrogen fuel cell technology has expanded in recent years, due to hydrogen's high gravimetric energy density, its elemental abundance, and the growing need for renewable energy sources that do not emit carbon dioxide.¹⁻⁴ Current hydrogen fuel cells incorporate polymer electrolytes, typically Nafion™, to transport hydrogen ions and drive an electric current.^{5,6}

However, one outstanding goal of hydrogen energy research is to develop solid-state fuel cells, which offer higher operating temperatures and superior stability, to which end it is necessary to replace this polymer with a solid-state electrolyte.^{2,7} Most solid-state electrolytes under investigation are proton-conducting oxides, notably BaZrO_3 .⁸⁻¹⁰ However, recent research has also focused on metal hydrides, such as BaH_2 ,¹¹ and more complex mixed-anionic oxyhydrides, such as $\text{La}_{2-x}\text{Sr}_x\text{LiH}_{1+x}\text{O}_{3-x}$.¹²⁻¹⁴ These systems differ from traditional proton conducting oxides in several ways: they intrinsically contain hydrogen; the mobile species is the hydride ion (H^-), rather than the proton (H^+); and diffusion typically proceeds via vacancy migration.¹⁵⁻¹⁷ Mixed-anionic materials in general provide interesting scientific prospects by expanding the design space created by traditional single-anion materials. However, virtually all of the known mixed-anionic crystals contain oxygen, and only a small fraction of those contain hydrogen.¹⁸ Thus, further exploration of hydridic mixed-anionic crystals is warranted.

One largely unexplored class of materials are nitride hydrides (or “hydridonitrides”¹⁹), which are mixed-anionic systems containing nitrogen and hydrogen. Researchers have known about the high hydrogen storage capacity (up to 11.5 wt%) of the Li-N-H system for several decades,²⁰ and efficient synthesis methods to generate Li_4HN are available.²¹ Alkaline-earth nitride hydrides, such as Sr_2NH and Ba_2NH , have also been synthesized,^{22,23} and they have been shown to exhibit high hydride diffusion.^{24,25}

Two groups have synthesized and characterized $\text{Sr}_2\text{LiH}_2\text{N}$ (SLHN),^{26,27} though ion transport was not measured. This material has a very similar structure to $\text{La}_{2-x}\text{Sr}_x\text{LiH}_{1+x}\text{O}_{3-x}$ (LSLHO), the only oxyhydride to have been demonstrated in a fuel cell.^{12,28} Kobayashi *et al.* noted that hydride conductivity increases as the Sr-to-La ratio increases in LSLHO;¹² however, as we have previously seen, the stability of the oxyhydride decreases with increasing Sr content.²⁹ Thus, it is encouraging that the first experimental reports on the analogous nitride hydride system center on the Sr-containing compound. The structure of SLHN also contains free space in the form of linear cavities for hydride ions to migrate through the crystal, potentially providing pathways for hydride diffusion.²⁶ These features suggest that it should exhibit high hydride conductivity.

In this paper, we comprehensively evaluate SLHN’s prospects as a solid-state hydrogen electrolyte. We use first-principles calculations based on density functional theory (DFT)^{30,31} and employing a hybrid functional,³² which allows us to calculate the energetics for defect formation with high accuracy. We focus on a region of chemical potentials in SLHN for which defect formation energies are positive. We identify hydrogen interstitials and vacancies as the most common native defects in SLHN. These defects, interstitials in particular, mediate the hydride conductivity, which we quantify through the use of nudged elastic band (NEB) calculations.³³ Our calculated activation barrier for hydride diffusion is lower than the measured barrier in LaHO ,³⁴ the most conductive oxyhydride known. Among hydride conductors studied to date, SLHN is unique in that interstitial hydrogen (rather than the hydrogen vacancy) is the primary defect driving hydride migration. We also use our methodology to assess the energetics of oxygen incorporation, highlighting the need to protect the material from oxygen. Finally, in analogy with the La/Sr oxyhydride system, we discuss the prospects of a hypothetical La-containing material with the chemical formula La_2LiHN_2 (LLHN), which could, in principle, marry the advantages of chemical stability and high hydride conductiv-

ity. However, we find LLHN to be both unstable and less conductive than SLHN, making it less technological interesting. In sum, our results clearly show that SLHN is an excellent hydride conductor and one that merits further experimental exploration for use in solid-state hydride fuel cells.

Methodology

Our calculations are based on DFT within the generalized Kohn-Sham scheme,³⁰ as implemented in the Vienna *Ab initio* Simulation Package (VASP).³⁵ We use the hybrid exchange-correlation functional of Heyd, Scuseria, and Ernzerhof (HSE),³² with 25% mixing of short-range Hartree-Fock exchange. We apply projector augmented wave (PAW) potentials^{36,37} with a plane-wave cutoff of 500 eV. The Sr $4s^2 4p^6 5s^2$, La $5s^2 5p^6 6s^2 5d^1$, Li $1s^2 2s^1$, and N $2s^2 2p^3$ electrons are treated explicitly as valence. We simulate orthorhombic unit cells for SLHN and LLHN, each containing four formula units (see Fig. 1), using an $8 \times 4 \times 2$ k -point grid to integrate over the Brillouin zone. For our defect calculations, we construct $3 \times 2 \times 1$ supercells to ensure a length greater than 10 Å in each Cartesian direction. We use the NEB method with climbing images to evaluate the energetic barriers associated with defect migration.³³ For our NEB calculations, we use the generalized gradient approximation functional of Perdew, Burke, and Ernzerhof³⁸ with three intermediate images.

Results and Discussion

Structure

Experimental studies suggested two possible structures for SLHN, both with a -, b -, and c -axes oriented at right angles relative to one another. Both derive from fourfold-coordinated planar motifs of Li bonded to four anions, one N and three H, with Sr cations simply providing charge balance. In the Li–N–3H motifs, the N anion and one of the H anions are oriented apically along the long c axis relative to Li.

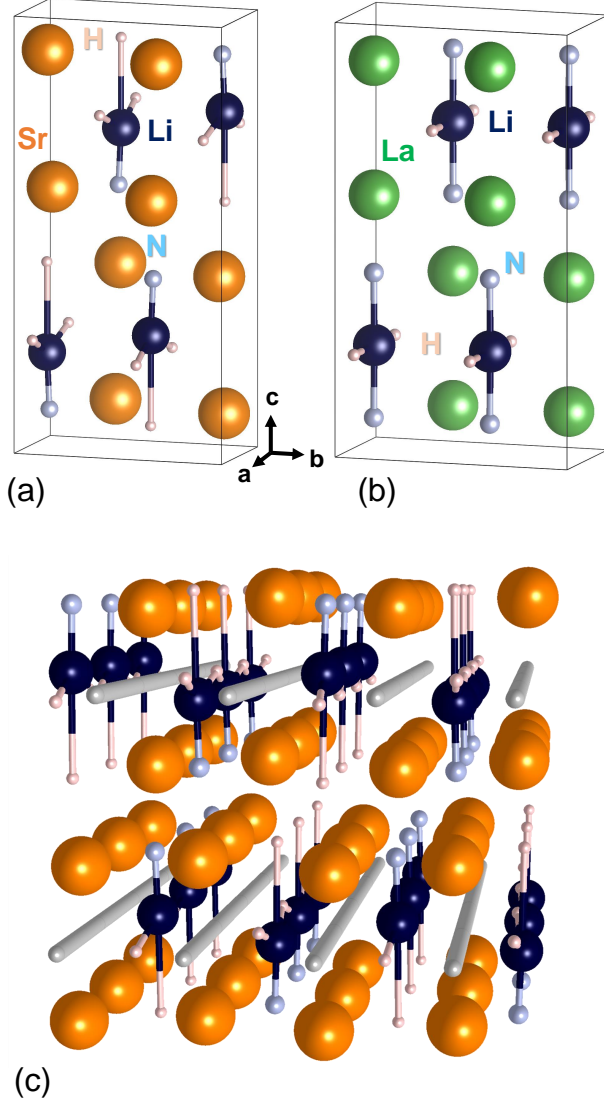


Figure 1: (a) Unit cells of (a) $\text{Sr}_2\text{LiH}_2\text{N}$ and (b) La_2LiHN_2 . (c) A $3 \times 2 \times 1$ supercell of SLHN, with empty channels for hydride migration indicated with thick lines. Images generated using the VESTA 3 software.³⁹

The other two H anions could be oriented either along the a or b axes relative to Li. In Ref. 26, crystallographic analysis revealed a preference for these H anions to lie uniformly along one axis [chosen to be the a axis in Fig. 1(a)], thereby forming chains of Li–N–3H motifs connected by shared H anions along the a axis [see Fig. 1(c)]. That structure is orthorhombic, with a $Pnma$ space group. The authors of Ref. 27, on the other hand, proposed a tetragonal structure (space group $I4/mmm$) with $a = b$. Their methods were not sensitive to the location of H atoms, but their structure would be consistent with the same apical H ordering, while the remaining two H atoms would be randomly oriented along the a or b axes relative to Li (i.e., the planar Li motifs lie either in the ac or the bc plane). Structural parameters for both experimental structures are listed in Table 1.

For our purposes, we assume the orthorhombic $Pnma$ structure of Ref. 26 for both SLHN and the hypothetical material LLHN. We also investigated the tetragonal structure of Ref. 27, but we found it to have a higher energy. We show the orthorhombic unit cells for SLHN in Fig. 1(a) and for LLHN in Fig. 1(b), and we list our calculated bulk parameters in Table 1 alongside experimental parameters for SLHN. Per unit cell, there are two Li–N–3H motifs centered at $0.25c$ and two centered at $0.75c$, each with a separation of $0.5b$. These groupings of two motifs are separated from each other by an offset of $(0.5a, 0.25b, 0.5c)$. As can be seen in Fig. 1(a), Li–N–3H motifs that lie in the same ab -plane but do *not* share a H anion have alternating apical order; i.e., if the N anion is above Li in one motif, it will be below Li in the other. The orthorhombic structure contains empty channels separating neighboring Li atoms along the b axis, as shown schematically in Fig. 1(c).

Our calculated band structure for SLHN is shown in Fig. 2. We find the band gap to be indirect, with a value of 2.40 eV. The conduction-band minimum (CBM) is located at Γ , while the valence-band maximum (VBM) is located between the U and R points in the Brillouin zone. The direct band gap at Γ (2.49 eV) is only slightly larger. The band gap is wide enough

Table 1: Calculated and Experimental Bulk Properties for $\text{Sr}_2\text{LiH}_2\text{N}$ and La_2LiHN_2 .

Material	Method	a (Å)	b (Å)	c (Å)	Volume (Å ³)	$E_{g,\text{dir}}$ (eV)	$E_{g,\text{ind}}$ (eV)
$\text{Sr}_2\text{LiH}_2\text{N}$	Calc.	3.79	7.23	14.69	402.81	2.49	2.40
	Ref. 26	3.70	7.47	13.30	367.60		
	Ref. 27	3.81	7.62	13.72	398.46		
La_2LiHN_2	Calc.	3.84	7.24	13.08	363.38		

that suppressing electrical conductivity may be possible, which would enable SLHN to be used as an ionic electrolyte.

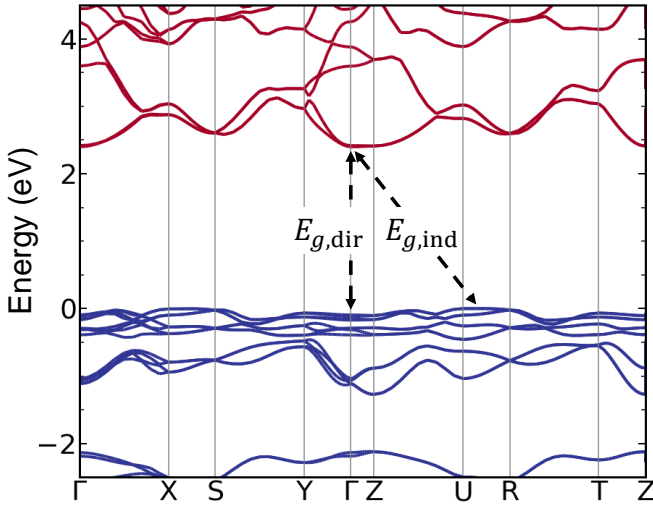


Figure 2: The band structure of SLHN.

Stability

Our approach to evaluate stability begins with the thermodynamic stability condition:

$$\Delta H^f(\text{Sr}_2\text{LiH}_2\text{N}) = 2\Delta\mu_{\text{Sr}} + \Delta\mu_{\text{Li}} + 2\Delta\mu_{\text{H}} + \Delta\mu_{\text{N}}. \quad (1)$$

In this expression, ΔH^f refers to the enthalpy of formation, while the $\Delta\mu$ values are deviations from the chemical potential of the elemental phases for the four constituent elements. For Sr, Li, and La, these phases are elemental metals, while for H and N, the reference phases are molecular H_2 and N_2 , all at $T = 0$ K. In order to prevent the formation of these phases, all $\Delta\mu$ values must be less than zero. The total chemical potential for an element E is then

given by:

$$\mu_{\text{E}} = E_{\text{tot}}(\text{E}) + \Delta\mu_{\text{E}}, \quad (2)$$

where $E_{\text{tot}}(\text{E})$ is the total energy per atom of the elemental phase of E.

The existence of other compounds within the Sr-Li-H-N (or La-Li-H-N) phase space sets further limits on the values of $\Delta\mu$ for which SLHN (LLHN) can form. These limits are quantified for some arbitrary compound $\text{Sr}_a\text{Li}_b\text{H}_c\text{N}_d$ as follows:

$$a\Delta\mu_{\text{Sr}} + b\Delta\mu_{\text{Li}} + c\Delta\mu_{\text{H}} + d\Delta\mu_{\text{N}} \leq \Delta H^f(\text{Sr}_a\text{Li}_b\text{H}_c\text{N}_d). \quad (3)$$

For each compound, these limits lead to equations with three unknowns, because the thermodynamic stability equation (eq 1) provides one constraint on the four variables. In order to plot stability in two dimensions, we fix one of the remaining variables. For our present purposes, we plot our results in the $\Delta\mu_{\text{Sr}}$ -vs.- $\Delta\mu_{\text{H}}$ phase space, with $\Delta\mu_{\text{N}}$ fixed. Experimentally, $\Delta\mu_{\text{H}}$ and $\Delta\mu_{\text{N}}$ are the easiest of these four variables to control, as they correspond to partial pressures of H_2 and N_2 . For purposes of presenting our results, we identify regions of the stability diagrams corresponding to H-rich/H-poor and N-rich/N-poor conditions. Immediately past the “rich” limit for an element, we expect another phase with a greater composition of that element to be thermodynamically favored over SLHN.

In Fig. 3, we plot the phase diagram for SLHN in the $\Delta\mu_{\text{Sr}}$ -vs.- $\Delta\mu_{\text{H}}$ plane at three selected values of $\Delta\mu_{\text{N}}$. Our calculated enthalpies of formation for SLHN and its limiting phases are listed in Table 2, alongside experimental values where available. Our results show that, at

Table 2: Calculated and Reported Enthalpies of Formation (in eV per Formula Unit) for Compounds Pertinent to this Study.

Compound	ΔH^f (eV/f.u.) (calc)	ΔH^f (eV/f.u.) (exp)
$\text{Sr}_2\text{LiH}_2\text{N}$	-3.20	-
La_2LiHN_2	-6.37	-
SrH_2	-1.80	-1.87 ⁴⁰
LiH	-0.90	-0.94 ⁴⁰
Li_3N	-2.69	-1.71 ⁴¹
LiSrH_3	-1.10	-
Sr_2N	-2.59	-
Sr_2HN	-2.55	-

$T=0$, SLHN is not stable—certain binary Sr–N compounds (such as Sr_2N) and also Sr_2HN will form preferentially at the chemical potentials where we would otherwise expect to observe the SLHN phase. Given that experimental reports have not observed Sr_2HN or any binary Sr–N phases during synthesis of SLHN,^{26,27} we infer that careful synthesis techniques are able to create at least a metastable material. We hypothesize that formation of other phases is kinetically suppressed, and/or the SLHN phase is entropically stabilized at finite temperature. We identify a region of metastability, shaded in gray in Fig. 3, where we will study the energetics of defect formation. For the purposes of displaying the results of the defect calculations we will refer to conditions indicated by dots in Fig. 3, for which we also tabulate values for $\Delta\mu$ in Table 3.

We also calculated the stability phase space for LLHN, again considering several binary and ternary compounds. Again, we found no chemical potentials for which LLHN will be stable. The main culprit in limiting LLHN’s stability is LaN , which is preferred to LLHN over a wide range of conditions. Coupled with the lack of experimental evidence of its existence, it appears unlikely that LLHN can be stabilized.

Defect Formation

Native Point Defects

Point defects are ubiquitous in materials and play a critical role in determining their properties. In the case of hydrogen electrolytes, the dominant charge carriers can be thought of as defects, be they hydrogen vacancies (V_{H}) or hydrogen interstitials (H_i). Vacancies are the predominant ionic charge carriers in hydrides and oxyhydrides,^{15,17} while interstitials are more important in proton conductors.^{8,42} However, considering the ample amount of free space in the SLHN lattice, interstitials may well be important for hydride conduction in the nitride hydrides.

We calculate the formation energy of point defects using the equation:⁴³

$$E^f(D^q) = E(D^q) - E_{\text{bulk}} + \sum n_{\text{E}}\mu_{\text{E}} + qE_{\text{F}} + \Delta_{\text{corr}}, \quad (4)$$

where $E^f(D^q)$ is the formation energy of defect D in charge state q ; $E(D^q)$ is the total energy of a supercell containing D^q ; E_{bulk} is the total energy of the defect-free supercell; n_{E} is the number of atoms of species E added to or removed from the supercell, with μ_{E} as defined in eq 2; E_{F} is the Fermi level; and Δ_{corr} is a finite-size correction term. Formation energy is related to the defect concentration by a Boltzmann relation:

$$c = N_{\text{sites}} \exp\left(-\frac{E^f}{k_{\text{B}}T}\right), \quad (5)$$

where N_{sites} represents the concentration of available defect sites. Clearly, defect concentration increases exponentially as formation energy decreases, meaning that the most important defects will be those with the lowest formation energy at E_{F} . Charge neutrality in the system then imposes a position of E_{F} near the intersection of the lowest-energy positively and negatively charged defects.

We plot the formation energy for various point defects as a function of E_{F} over the band gap in Fig. 4 for the four chemical potential conditions listed in Table 3. With regard

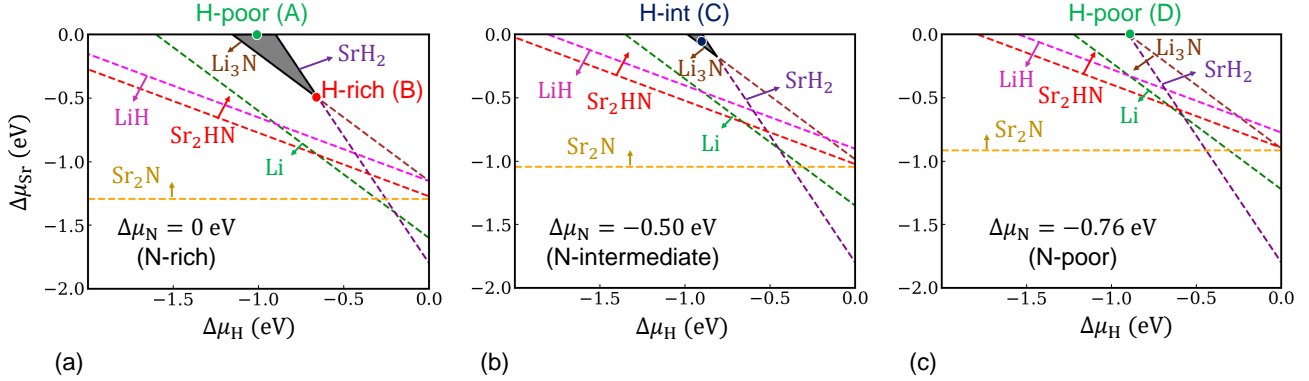


Figure 3: Phase diagram for $\text{Sr}_2\text{LiH}_2\text{N}$ in $\Delta\mu_{\text{Sr}}$ -vs.- $\Delta\mu_{\text{H}}$ phase space for three choices of $\Delta\mu_{\text{N}}$. N-rich conditions are shown in (a), N-poor conditions in (c), and in (b), an intermediate choice of $\Delta\mu_{\text{N}}$ is used. The dots indicate particular choices of chemical potentials, tabulated in Table 3, that are used to display the results of our defect calculations. The region encompassing our chosen chemical potentials is shaded in gray. In Fig. 3(c), this region collapses to a single point. Note that the conditions are labeled as (A), (B), (C), and (D) to correspond with the panels in Fig. 4.

Table 3: Selected Chemical Potentials, Labeled (A), (B), (C), and (D), Referring to Points Indicated in the Chemical Potential Stability Diagrams in Fig. 3.

Condition	$\Delta\mu_{\text{Sr}}$ (eV)	$\Delta\mu_{\text{Li}}$ (eV)	$\Delta\mu_{\text{H}}$ (eV)	$\Delta\mu_{\text{N}}$ (eV)	$\Delta\mu_{\text{O}}$ (eV)
N-rich/H-poor (A)	0	-1.15	-1.03	0	-5.63
N-rich/H-rich (B)	-0.51	-0.90	-0.65	0	-5.13
N-int/H-int (C)	-0.09	-0.78	-0.88	-0.50	-5.54
N-poor/H-poor (D)	0	-0.65	-0.90	-0.76	-5.63

to defects on H sites (vacancies and substitutional species), we have systematically investigated formation on apical sites (collinear with Li along the c axis) and on sites along the a axis relative to Li. For all the defects we examined, the latter are lower in energy. As for H_i , its location depends on the charge state: H_i^- forms preferentially between two Li atoms along the b axis, while H_i^+ bonds with a N anion. As can be seen in Fig. 4, the defect chemistry is highly dependent on the chemical potentials.

Under N-rich/H-poor conditions, shown in Fig. 4(a), Sr_{Li} , V_{Li} , and N_H have negative formation energies at the Fermi level determined by charge neutrality, indicating that SLHN will be unstable. However, at other conditions, the formation energy at which defect compensation occurs is positive. One commonality of these other conditions is the ubiquity of H_i^- as the dominant acceptor species. Under N-rich/H-rich conditions [Fig. 4(b)], H_i^+ will compensate H_i^- , implying that SLHN may allow for simultaneous stabilization of protons and hydride ions, which is a highly unusual but scientifically interesting possibility.⁴⁴ However, as conditions evolve toward the N-poor/H-poor limit, the cation antisite Sr_{Li}^+ becomes the dominant donor defect. At the N-poor/H-poor limit [Fig. 4(d)], these species are accompanied by a large concentration of V_H^0 , which, while not influencing the location of E_F , may contribute to the movement of hydrogen. In general, though, our observation of the favorability of H_i supports the experimental observation of a significant amount of excess hydrogen content in SLHN reported by Liu *et al.*²⁷

Oxygen Impurities

Both experimental reports on SLHN reported a high sensitivity to moisture.^{26,27} We are therefore prompted to calculate the formation energy of several possible oxygen impurity configurations: substitutional O_N , O_H , and interstitial O_i . Doing so will allow us to set some limits on how much oxygen in the environment can be tolerated.

In Fig. 5, we plot the concentration of oxygen impurities as a function of $\Delta\mu_O$, which is

correlated to experimental oxygen partial pressures. We use $T = 900$ K to generate the plot, as that corresponds to typical synthesis temperatures.²⁶ We aim to identify oxygen chemical potential values for which the formation energy of oxygen defects remains positive; based on eq 5 this corresponds to an oxygen concentration just below 10^{22} cm^{-3} , as indicated in Fig. 5 by a horizontal dashed line. O_H^- and O_N^+ turn out to be the dominant oxygen configurations; O_i^{2-} is much less prevalent, in comparison. Under N-rich/H-rich conditions [Fig. 5(a)], oxygen impurities will cause the material to become unstable for $\Delta\mu_O > -4.75$ eV. We note that increasing concentrations of O_H^- will also cause the Fermi level to shift to lower energies, which suppresses the concentration of H_i^- and limits the hydride conductivity. The situation is worse for N-poor/H-poor conditions [Fig. 5(b)], for which the limiting oxygen chemical potential already occurs at $\Delta\mu_O = -5$ eV. Thus, N-rich/H-rich conditions make the essential task of avoiding oxygen contamination more achievable. Degradation upon oxygen exposure is common among many nitrides; fortunately, protective strategies such as encapsulation are available that have shown great promise.⁴⁵

Hydride Migration

The favorability of H_i^- implies that it will be the most important defect for conductivity in SLHN. Therefore, we consider its mobility using the NEB method.³³ With NEB, we can calculate the migration barrier E_b for a particular path in the crystal, which is related to the activation energy E_a for ionic conduction as:

$$E_a = E_b + E^f, \quad (6)$$

where E^f is the formation energy. For H_i^- , the formation energy ranges from approximately 0.01 eV under N-rich/H-rich conditions to 0.05 eV under N-poor/H-poor conditions—as a reminder, these are the chemical potential conditions under which SLHN remains stable with respect to native defects [as opposed to N-rich/H-poor conditions, Fig. 4(a)]. These low formation energies imply that the migration barrier

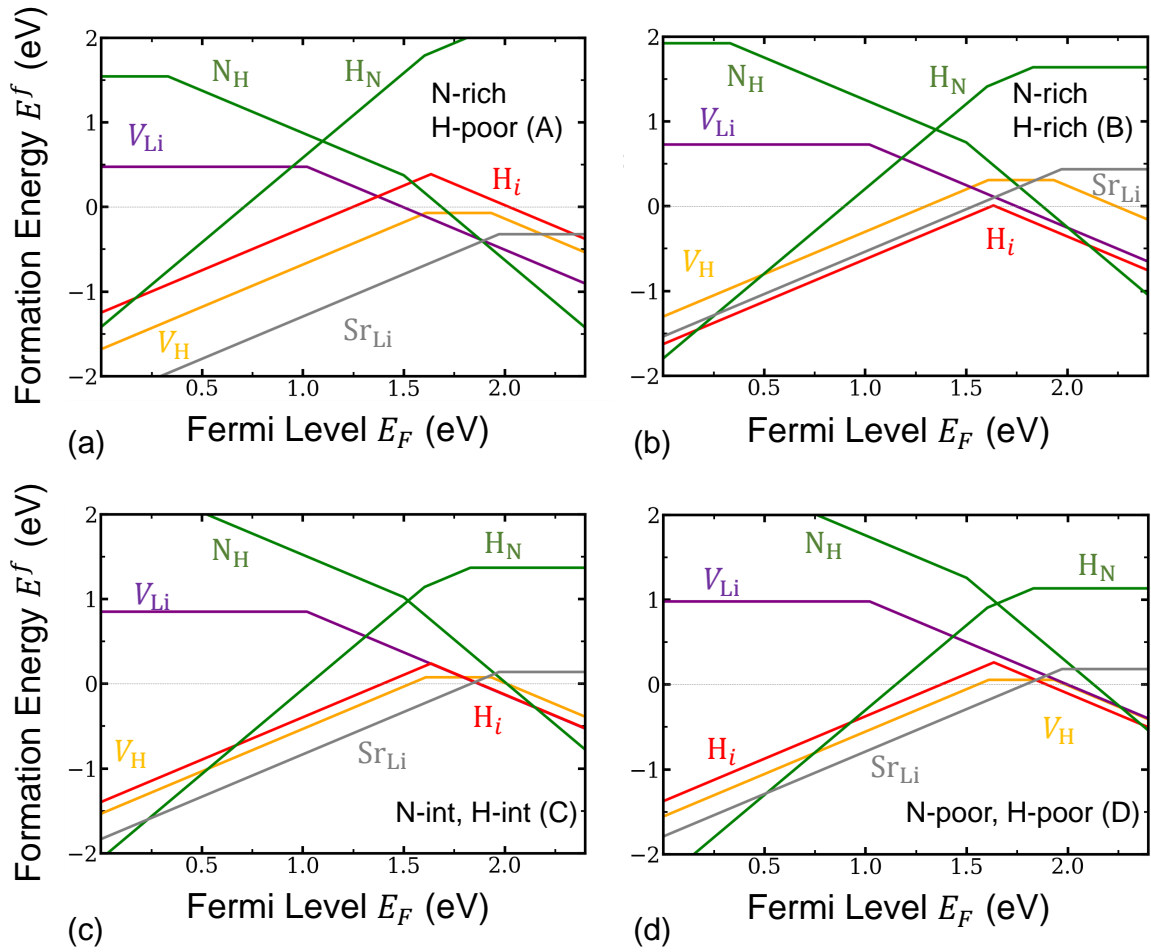


Figure 4: Defect formation energies as a function of Fermi level in Sr_2LiH_2N under (a) N-rich/H-poor, (b) N-rich/H-rich, (c) N-intermediate/H-intermediate, and (d) N-poor/H-poor chemical potential conditions, as defined in Fig. 3 and Table 3. Labels (A), (B), (C), and (D) used here correspond to those used in Fig. 3 and Table 3.

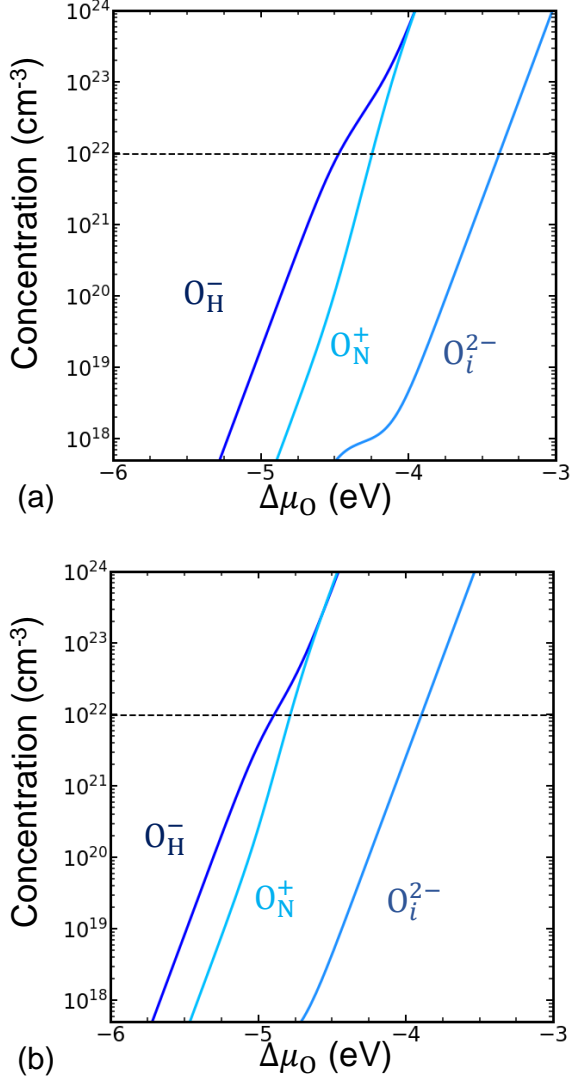


Figure 5: Concentrations of oxygen impurities and H_i^- in SLHN at $T = 900$ K as a function of $\Delta\mu_O$ for (a) N-rich/H-rich conditions (condition B in Table 3) and (b) N-poor/H-poor conditions (condition D in Table 3). The dashed horizontal line indicates defect concentrations at which the material will no longer be stable.

will be the limiting factor for ionic conduction. A likely pathway for H_i^- diffusion is migration down the a axis in the empty channels separating chains of Li–N–3H motifs [see Fig. 1(c)]; thus, we begin by calculating the energetic barrier to migration for this channel diffusion mechanism, shown schematically in Fig. 6(a). Our calculations reveal a symmetric barrier of 0.40 eV, which translates to an activation energy of 0.41–0.45 eV.

Another pathway for H_i^- diffusion involves movement along the b axis. There are no free spaces for H_i^- to move in this direction; however, diffusion may proceed via a “kick-out” process, whereby H_i^- replaces a lattice hydride, which in turn becomes an H_i^- in the neighboring channel. This process is shown in Fig. 6(b), wherein the initial and final states show H_i^- in green, while intermediate images show the evolution between configurations by varying the color. Diffusion along the b axis has a higher migration barrier than does diffusion along a ; the barrier of 0.59 eV indicates that this path will occur less frequently.

In contrast to the a - and b -directions, there are no obvious migration pathways along the c axis. It is likely that diffusion along the c axis would require the passage of H_i^- around relatively large Sr atoms. We determined that the formation energy of H_i^- in these regions is high, which means that the migration barrier will also be large. Another option, based on movement of apical H anions, seems similarly unlikely, given that our formation energy calculations imply that there is limited tolerance for disorder on anionic apical sites in SLHN. As a result, diffusion will be primarily anisotropic, and the lower energy pathway along the empty channels parallel to the a axis should dominate hydride conduction in SLHN. Its activation energy is lower than that measured in LaHO, which has demonstrated the highest measured solid-state hydride conductivity.³⁴

For comparison, we also consider hydride migration in LLHN. Our NEB calculations show hydride migration to be considerably less favorable in LLHN. H_i^- diffusion along a pathway similar to the one shown in Fig. 6(a), has a very high barrier, approximately 1.55 eV. The

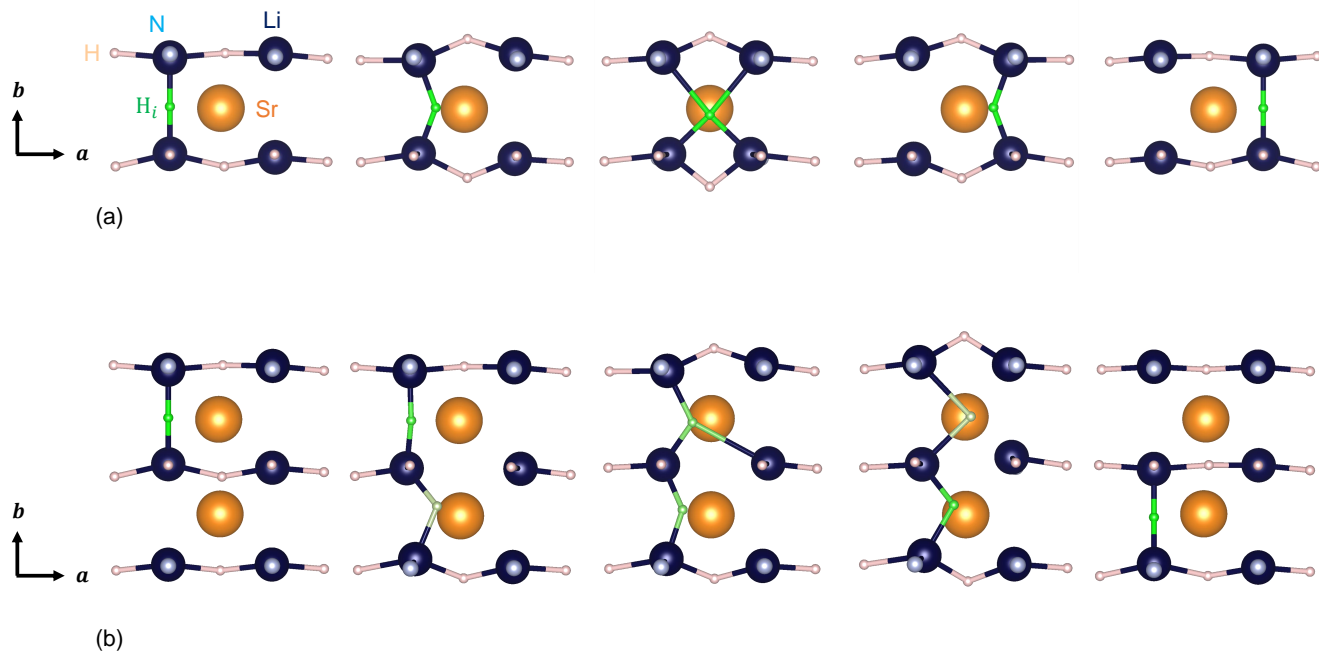


Figure 6: Schematic depictions of hydride migration in Sr_2LiH_2N . Mobile hydrogen species are colored green for clarity. (a) Diffusion of H_i^- down an empty channel along the a axis. (b) Diffusion of H_i^- along the b axis.

size of the barrier appears to be connected to Li-Li spacing, which is larger in SLHN than in LLHN; as a result, diffusion of H_i^- is more constricted in LLHN. The large magnitudes of these migration barriers serve as a further indication that LLHN is not worth exploring as a hydride conductor.

Conclusions

In conclusion, we have calculated defect formation and migration properties in SLHN, a nitride hydride with intriguing prospects as a solid-state hydride electrolyte. We also considered the La-based analogue to SLHN; however, its poor hydride mobility renders it significantly less attractive. For SLHN, we have identified chemical potential conditions under which defect formation energies are positive, implying that careful synthesis can lead to a metastable material. Defects will be quite prevalent in SLHN, particularly H_i^- , which will compensate with H_i^+ under N-rich conditions or Sr_{Li}^+ under more N-poor conditions. The low formation energy of H_i^- , coupled with its low migration bar-

rier of 0.40 eV along the a axis, leads us to predict an activation energy that can be as low as 0.4 eV, which is superior to the measured activation energy in the most conductive oxyhydrides. While oxygen incorporation can be damaging for SLHN's stability and conductivity, our results demonstrate that, with careful synthesis and usage, its performance will rival that of the best solid-state hydrogen electrolytes currently known.

Acknowledgements

A.J.E.R. was supported by the National Science Foundation (NSF) Graduate Research Fellowship Program under Grant No. 1650114. Any opinions, findings, and conclusions or recommendations expressed in this material are those of the author(s) and do not necessarily reflect the views of the NSF. C.G.V.d.W. was supported by the Office of Science of the U.S. Department of Energy (DOE) (Grant No. DE-FG02-07ER46434). We acknowledge the use of the Center for Scientific Computing supported by the California NanoSystems Institute and

the Materials Research Science and Engineering Center (MRSEC) at UC Santa Barbara through NSF DMR 1720256 and NSF CNS 0960316. We also acknowledge computational resources provided through the National Energy Research Scientific Computing Center, a DOE Office of Science User Facility supported by the Office of Science of the U.S. DOE under Contract No. DE-AC02-05CH11231.

References

- (1) Schlapbach, L.; Züttel, A. Hydrogen-storage materials for mobile applications. *Nature* **2001**, *414*, 353–358.
- (2) Steele, B. C.; Heinzel, A. Materials for fuel-cell technologies. *Nature* **2001**, *414*, 345–352.
- (3) Crabtree, G. W.; Dresselhaus, M. S. The hydrogen fuel alternative. *MRS Bull.* **2008**, *33*, 421–428.
- (4) Agency, I. E. *The Future of Hydrogen: Seizing today's opportunities*; International Energy Agency: Paris, FR, 2019.
- (5) Rikukawa, M.; Sanui, K. Proton-conducting polymer electrolyte membranes based on hydrocarbon polymers. *Prog. Polymer Sci.* **2000**, *25*, 1463–1502.
- (6) Wang, Y.; Chen, K. S.; Mishler, J.; Cho, S. C.; Adroher, X. C. A review of polymer electrolyte membrane fuel cells: technology, applications, and needs on fundamental research. *Appl. Ener.* **2011**, *88*, 981–1007.
- (7) Jena, P. Materials for hydrogen storage: past, present, and future. *J. Phys. Chem. Lett.* **2011**, *2*, 206–211.
- (8) Kreuer, K.-D. Proton-conducting oxides. *Annu. Rev. Mater. Res.* **2003**, *33*, 333–359.
- (9) Iwahara, H.; Yajima, T.; Hibino, T.; Ozaki, K.; Suzuki, H. Protonic conduction in calcium, strontium and barium zirconates. *Solid State Ionics* **1993**, *61*, 65–69.
- (10) Stambouli, A. B.; Traversa, E. Solid oxide fuel cells (SOFCs): a review of an environmentally clean and efficient source of energy. *Renew. Sustain. Ener. Rev.* **2002**, *6*, 433–455.
- (11) Verbraeken, M. C.; Cheung, C.; Suard, E.; Irvine, J. T. S. High H⁻ ionic conductivity in barium hydride. *Nat. Mater.* **2014**, *14*, 95–100.
- (12) Kobayashi, G.; Hinuma, Y.; Matsuoka, S.; Watanabe, A.; Iqbal, M.; Hirayama, M.; Yonemura, M.; Kamiyama, T.; Tanaka, I.; Kanno, R. Pure H⁻ conduction in oxyhydrides. *Science* **2016**, *351*, 1314–1317.
- (13) Kobayashi, Y. et al. An oxyhydride of BaTiO₃ exhibiting hydride exchange and electronic conductivity. *Nat. Mater.* **2012**, *11*, 507–511.
- (14) Bridges, C. A.; Fernandez-Alonso, F.; Goff, J. P.; Rosseinsky, M. J. Observation of Hydride Mobility in the Transition-Metal Oxide Hydride LaSrCoO₃H_{0.7}. *Adv. Mater.* **2006**, *18*, 3304–3308.
- (15) Rowberg, A. J. E.; Weston, L.; Van de Walle, C. G. Ion-transport engineering of alkaline-earth hydrides for hydride electrolyte applications. *Chem. Mater.* **2018**, *30*, 5878–5885.
- (16) Bai, Q.; He, X.; Zhu, Y.; Mo, Y. First-Principles Study of Oxyhydride H–Ion Conductors: Toward Facile Anion Conduction in Oxide-Based Materials. *ACS Appl. Ener. Mater.* **2018**, *1*, 1626–1634.
- (17) Liu, X.; Bjørheim, T. S.; Haugsrud, R. Formation of defects and their effects on hydride ion transport properties in a series of K₂NiF₄-type oxyhydrides. *J. Mater. Chem. A* **2018**, *6*, 1454–1461.
- (18) Kageyama, H.; Hayashi, K.; Maeda, K.; Attfield, J. P.; Hiroi, Z.; Rondinelli, J. M.; Poeppelmeier, K. R. Expanding frontiers

- in materials chemistry and physics with multiple anions. *Nat. Commun.* **2018**, *9*, 772.
- (19) Aleksanyan, A.; Dolukhanyan, S. Combustion of niobium in hydrogen and nitrogen. Synthesis of niobium hydrides and hydridonitrides. *Int. J. Hydrog. Ener.* **2001**, *26*, 429–433.
- (20) Chen, P.; Xiong, Z.; Luo, J.; Lin, J.; Tan, K. L. Interaction of hydrogen with metal nitrides and imides. *Nature* **2002**, *420*, 302–304.
- (21) Tapia-Ruiz, N.; Sorbie, N.; Vaché, N.; Hoang, T. K.; Gregory, D. H. Rapid microwave synthesis, characterization and reactivity of lithium nitride hydride, Li_4NH . *Materials* **2013**, *6*, 5410–5426.
- (22) Reckeweg, O.; DiSalvo, F. J. Alkaline earth metal nitride compounds with the composition M_2NX ($M = \text{Ca, Sr, Ba}$; $X = \text{H, Cl or Br}$). *Solid state sciences* **2002**, *4*, 575–584.
- (23) Chemnitzer, R.; Auffermann, G.; Töbrens, D. M.; Kniep, R. (Sr_2N) H: Untersuchungen zur Redox-Intercalation von Wasserstoff in Sr_2N . *Z. Anorg. Allg. Chem.* **2005**, *631*, 1813–1817.
- (24) Wegner, B.; Essmann, R.; Bock, J.; Jacobs, H.; Fischer, P. Structure and H-ionic-conductivity of barium hydride nitride, $\text{Ba}_2\text{H(D)N}$. *Eur. J. Solid State Inorg. Chem.* **1992**, *29*, 1217–1227.
- (25) Altorfer, F.; Bühner, W.; Winkler, B.; Coddens, G.; Essmann, R.; Jacobs, H. H^- -jump diffusion in barium-nitride-hydride Ba_2NH . *Solid State Ionics* **1994**, *70*, 272–277.
- (26) Blaschkowski, B.; Schleid, T. Darstellung und Kristallstruktur des Lithium-Strontium-Hydridnitrids $\text{LiSr}_2\text{H}_2\text{N}$. *Z. Anorg. Allg. Chem.* **2007**, *633*, 2644–2648.
- (27) Liu, D.; Liu, Q.; Si, T.; Zhang, Q. Synthesis and crystal structure of a novel nitride hydride Sr_2LiNH_2 . *J. Alloys Compds.* **2010**, *495*, 272–274.
- (28) Matsui, N.; Kobayashi, G.; Suzuki, K.; Watanabe, A.; Kubota, A.; Iwasaki, Y.; Yonemura, M.; Hirayama, M.; Kanno, R. Ambient pressure synthesis of La_2LiHO_3 as a solid electrolyte for a hydrogen electrochemical cell. *J. Am. Ceram. Soc.* **2019**, *102*, 3228–3235.
- (29) Rowberg, A. J. E.; Weston, L.; Van de Walle, C. G. Defect chemistry and hydrogen transport in La/Sr-based oxyhydrides. *J. Phys. Chem. C* **2021**, *125*, 2250.
- (30) Kohn, W.; Sham, L. J. Self-Consistent Equations Including Exchange and Correlation Effects. *Phys. Rev.* **1965**, *140*, A1133–A1138.
- (31) Hohenberg, P.; Kohn, W. *Phys. Rev.* **1964**, *136*, B864.
- (32) Heyd, J.; Scuseria, G. E.; Ernzerhof, M. Hybrid functionals based on a screened Coulomb potential. *J. Chem. Phys.* **2003**, *118*, 8207–8215.
- (33) Henkelman, G.; Jónsson, H. Improved tangent estimate in the nudged elastic band method for finding minimum energy paths and saddle points. *J. Chem. Phys.* **2000**, *113*, 9978–9985.
- (34) Fukui, K.; Iimura, S.; Tada, T.; Fujitsu, S.; Sasase, M.; Tamatsukuri, H.; Honda, T.; Ikeda, K.; Otomo, T.; Hosono, H. Characteristic fast H^- ion conduction in oxygen-substituted lanthanum hydride. *Nat. Commun.* **2019**, *10*, 1–8.
- (35) Kresse, G.; Furthmüller, J. Efficient iterative schemes for ab initio total-energy calculations using a plane-wave basis set. *Phys. Rev. B* **1996**, *54*, 11169.
- (36) Blöchl, P. E. Projector augmented-wave method. *Phys. Rev. B* **1994**, *50*, 17953–17979.

- (37) Kresse, G.; Joubert, D. From ultrasoft pseudopotentials to the projector augmented-wave method. *Phys. Rev. B* **1999**, *59*, 1758–1775.
- (38) Perdew, J. P.; Burke, K.; Ernzerhof, M. Generalized gradient approximation made simple. *Phys. Rev. Lett.* **1996**, *77*, 3865.
- (39) Momma, K.; Izumi, F. VESTA3 for three-dimensional visualization of crystal, volumetric and morphology data. *J. Appl. Crystal.* **2011**, *44*, 1272–1276.
- (40) Lide, D. R. *CRC Handbook of Chemistry and Physics*; 2012; pp 5–5 – 5–60.
- (41) O’Hare, P.; Johnson, G. K. Lithium nitride (Li_3N): standard enthalpy of formation by solution calorimetry. *J. Chem. Thermodyn.* **1975**, *7*, 13–20.
- (42) Rowberg, A. J. E.; Weston, L.; Van de Walle, C. G. Optimizing proton conductivity in zirconates through defect engineering. *ACS Appl. Ener. Mater.* **2019**, *2*, 2611–2619.
- (43) Freysoldt, C.; Grabowski, B.; Hickel, T.; Neugebauer, J.; Kresse, G.; Janotti, A.; Van de Walle, C. G. First-principles calculations for point defects in solids. *Rev. Mod. Phys.* **2014**, *86*, 253.
- (44) Norby, T.; Widerøe, M.; Glöckner, R.; Larring, Y. Hydrogen in oxides. *Dalton Trans.* **2004**, 3012–3018.
- (45) Gregoire, J. M.; Kirby, S. D.; Scopelianos, G. E.; Lee, F. H.; van Dover, R. B. High mobility single crystalline ScN and single-orientation epitaxial YN on sapphire via magnetron sputtering. *J. Appl. Phys.* **2008**, *104*, 074913.