

A Novel Map of Knowledge for Science

*SHEN Fan**

Abstract

With the expansion of scientific research, the number of scientific research results is increasing. How to summarize these data has become an urgent problem. Therefore, knowledge mapping methods come into being, providing a lot of management and application functions. However, it is still a problem to fully understand the knowledge map, especially in the field of sociology. In this paper, a three-dimensional knowledge map is proposed with time, space and number based on category and numericity, which concludes all the scientific problems related to numericity interdisciplinary. Compared with the traditional way, this map is normative, and puts forward the general production criteria of labeling and digitization. It is also intuitive and readable, on which nature, society and formal science are expressed in the same picture. The scientific methodologies are summarized, so that the methods with similar logic between different disciplines can be used for reference in development. Some social subjects are expressed more vividly than traditional text-based expressions, and are compatible with the natural science system. Mathematics also show its importance on the map as formal Science, indicating that it is the key to the development of science. This is not only a preliminary model of a comprehensive scientific worldview, but also a preliminary framework for the connection and cooperation of various disciplines in the future.

Keywords Map of Knowledge, Categorization, Scientific method, Scientific subjects

1 Introduction

With the development of society, the accumulation of scientific and technological knowledge is increasing, and there are more and more interdisciplinary subjects[1–3]. The cost of knowledge classification, learning, retrieval and application is also getting higher. Scientists have been trying to find a way to classify knowledge[4, 5], but there is no systematic objective method at present.

A long time ago, under the simple category theory, Ionian philosophy consider there are 4 basic elements of matter, while ancient China divided them into 5 elements. After that, philosophy of science rose, Aristotle, Kant[6], Hegel[7] and more scientists made contribution in their own ways. In order to provide a reliable theoretical foundation for modern science, philosophers seek a comprehensive philosophy of science[8, 9]. At the same time, social sciences are moving towards quantification[10], religious philosophy is also seeking new deconstruction, integration and progress[11–13], although they are too complex to construct recognized frameworks.

With the advent of information explosion era, the task of scientific knowledge map has gradually changed from philosophical discussion to numerical summarization[14, 15]. Knowledge map is becoming popular gradually, and its drawing is more completed by information science, knowledge engineering and informatics[16, 17]. The focus of scientific attention began to fall on each specific discipline, and the cognitive differences between them became bigger[18], which reduced the level of overall thinking[19].

This paper will try to build a framework from the engineering perspective with the simplest mathematical and categorical thinking, so as to understand the nature and mission of science conveniently. At the same time, the numerical framework can be managed by computer, and can also be analyzed and mined by machine learning. In this way, scientific research can be carried out more clearly and effectively under the guidance of logic and philosophical methodology.

2 Definition of Coordinate System

In this paper, the three basic dimensions of time, space and number are adopted, and the logarithmic coordinate axis is used to construct the three-dimensional coordinate system considering the scale differences among various disciplines. Therefore, $X = \lg(x)$, $S = \lg(s)$, $Q = \lg(q)$, where t is a time measure in seconds, s is a spatial measure in meters and n

*School of Mechanical and Aerospace Engineering, Queen's University Belfast, Northern Ireland, UK; e-mail:f.shen@qub.ac.uk

is the number, and the unit is constant 1. In this paper, this system is called as Time-Space-Quantity Coordinate System (TSQ-CS).

Each discipline is located to the coordinate axis with the numerical attribute of its research object. For example, the time quantity can be selected as the overall life or cycle period, and the space quantity can be selected as its own diameter, orbit diameter, movement distance, etc. In particular, in order to distinguish the composition of each other, taking the human individual as the benchmark, the number of groups composed of human individuals is recorded as $q = x$, while the number of cells and molecules constituting the human body is recorded as $q = 1/x$. Due to the limitations of the author's knowledge scope and working time, this paper only selects some typical disciplines and puts them into the coordinate system as examples, as shown in table 1. The final form of knowledge map is shown in the figure 1.

Tab. 1: Coordinate values of disciplines/objects on TSQ-CS

Discipline	Sample	$t(s)$	$s(m)$	$q(1)$	Reference
Classical mechanics	Human observer	1.0E+00	1.0E+00	1.0E+00	Human as observer
Galactic astronomy	Galaxy	7.1E+15	1.0E+21	2.0E+12	Galactic year from wiki
Planetary science	Planet earth	8.6E+04	1.3E+07	1.0E+00	Earth's rotation
Stellar astronomy	Star sun	2.1E+06	1.4E+09	1.0E+00	Solar rotation
Biology	Macro molecular	1.2E+01	1.0E-09	1.0E-27	Same as molecular (estimated)
Chemistry	Atom	4.0E-07	1.1E-10	1.0E-28	Bohr radius
Chemistry	Molecular	1.2E+01	7.4E-11	1.0E-27	From atom/3 (est.)
Engineering	Machinery big	3.2E+08	3.0E+02	1.0E+02	10 years (estimated)
Engineering	Machinery small	1.6E+07	1.0E-03	1.0E+00	0.5 year (estimated)
Medicine	Organ/Cell	2.6E+05	2.0E-05	1.0E-14	Villi of small intestine renew in 3 days
Optics	Moving light A	1.0E+13	3.0E+21	1.0E+00	$s = ct$
Optics	Moving light B	1.0E-10	3.0E-02	1.0E+00	$s = ct$
Optics	Photon	1.3E-15	2.8E-15	1.0E-28	Violet light
Quantum mechanics	Electron	4.5E-07	2.8E-15	1.0E-30	From wiki and calculation
Quantum mechanics	Virtual quantum	1.8E-02	1.1E-10	1.0E-30	Scaled from orbit of Electron
Macroeconomics	A country (UK)	3.2E+07	5.6E+05	6.8E+07	1 country
Microeconomics	A people	3.2E+07	1.5E+01	1.0E+00	1 people
Politics	Capitalism	2.6E+06	1.0E+02	2.0E+02	1 middle company
Politics	Libertarianism	2.6E+06	5.0E+00	1.0E+00	1 people
Politics	Socialism	2.6E+06	5.6E+05	6.8E+07	3 month
philosophy of religion	Buddhism sentence A	1.0E+00	1.0E+00	2.1E-05	From Buddhism x60n1115
philosophy of religion	Taoism sentence A	2.2E+09	1.0E+00	1.0E+00	From Tao Te Ching
Sociology (Marxism)	A company	8.6E+04	1.0E+02	2.0E+02	1 company
Sociology (Marxism)	A country (UK)	8.6E+04	5.6E+05	6.8E+07	1 country (UK)
Sociology (Marxism)	A people	8.6E+04	5.0E+00	1.0E+00	1 people

As shown in the figure 1, it can be seen that the coordinate system represents a number of disciplines of natural science, including basic sciences such as physics and biology, as well as applied sciences such as engineering and medicine. Most of them are located on or below the plane of $Q = 0$. At the same time, due to the establishment of innovative quantitative axis, social sciences also get objective expression in numerical level, most of them are located in the position of $Q > 0$. Statistics in formal science is represented by arrows. As a typical mathematical operation, it exists in various disciplines of quantum mechanics and sociology in physics. Obviously, the coordinate system provides a new possibility for scientific induction.

3 Natural Science

Most disciplines of natural science can be positioned on TSQ-CS as figure 1.

Engineering machinery is the most mature theory and the most successful application subject. Compared with other disciplines, it is closest to the $Q = 0$ plane and is not far away from the observer in scale. Therefore, a preliminary conjecture can be made, that the closer to the $Q = 0$ plane, and the smaller the distance to the observer's origin, the simpler the subject will be.

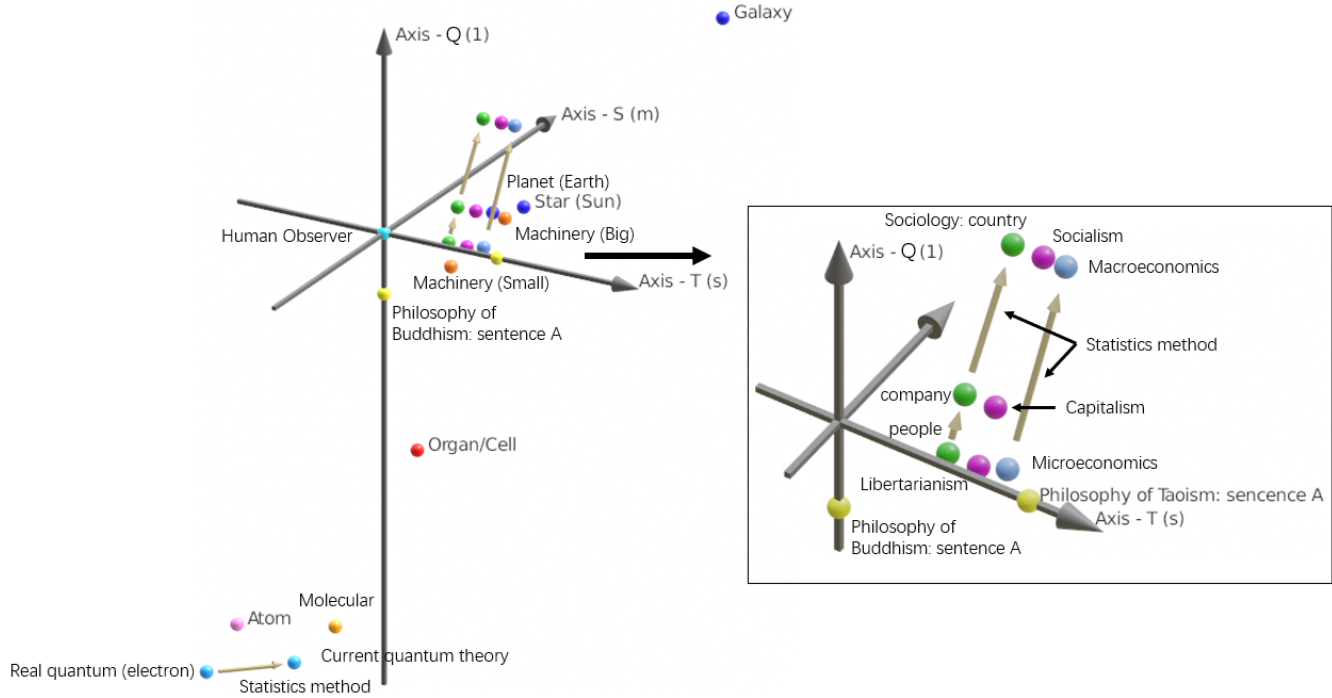


Fig. 1: Natural, Formal and Social Sciences on TSQ-CS

Compared with engineering science, the development of medicine, biology and chemistry to the micro part is more difficult. To a certain extent, medicine can be regarded as an applied discipline of biology[20], both of which are extremely difficult due to the large number of irregular cells in research and application. Compared with the two, chemistry is more tiny. This undoubtedly proves the importance of N-axis in the graph, that is, the number of research objects is an important indicator for the classification of disciplines.

The scales of modern physics from quantum mechanics to astronomy can be expressed on TSQ-CS. With the invention of tools, the scope of physics is expanding both in micro and macro[21, 22].

The current quantum formula is given in the form of statistical probability[23], which is different from most engineering and astronomical formulas. According to the thought of TSQ-CS, this paper can double-locate quantum mechanics, one of which is located in the real quantum space-time scale that can not be observed accurately by human beings, and the other is located in the statistical space-time scale that can be observed accurately by human beings, which is a virtual point. Therefore, it can be assumed that the current quantum mechanics observation does not reach the real scale of quantum time and space, but only to reach the scale that can be studied by human beings, so it is a statistical formula. Therefore, Schrodinger's cat paradox can be explained intuitively, that is, the half dead cat only sits on the virtual point, and the dead or alive of the cat in the real point can be obtained from the observation of an exact time.

4 Formal Science

TSQ-CS can also calibrate formal science. As can be seen from the figure 2, changes in time, space and quantity are involved in natural science research or engineering applications. This change is reflected in the movement of each coordinate axis direction, and the moving tool is mathematics. In the view of this paper, formal science themselves do not have real research object in the world, but are essential tools of science, which run through all aspects. They reorganize the information of the research object and transmit it to the observer, such as statistics, which reorganizes the economic data of the group into a single economic data for the observer.

In particular, on the number N-axis, due to the discrete characteristics of the research object, the downward differential operation can not be carried out, so it can only be counted upward. This may be one of the reasons why the social science had not created close connection with natural sciences, because it is unable to do reliable transform from high-level to lower. At present, there is no specific solution to this problem in mathematics. The hot machine learning optimization

nowadays may be one of the solution for it.

5 Social Science

Social sciences include sociology, economics, politics and so on. They are often difficult to be compatible with the natural science, because most of their research objects are groups rather than individuals. The N-axis of TSQ-CS in this paper can express the number of individuals[24, 25]. For the convenience of observation on TSQ-CS, this paper defines its T-value artificially, i.e. 1 year in economics, 1 month in politics and 1 day in sociology.

Economics is a subject that is relatively close to data in social science, so that several typical branches can be demarcated according to the attributes of their research objects. As the research object of macroeconomics is a country and society, and the research object of microeconomics is individuals and companies, the calibration of these 2 disciplines could be shown in the enlarged part of figure 1. Obviously, there is no distinction between primary and secondary, and statistical methods can become a tool for connecting. This idea of local and global research is very similar to physics and industry, which is in line with the current general scientific logic, such as finite element method. However, there is no mature industrial method from macro to micro at present, only through probability theory and optimization ideas such as game theory and dynamic programming to solve the ideal value, which needs further development of mathematics mentioned in the last section.

For politics, the ideology of comparative politics is selected to discuss in this paper. liberalism, capitalism and socialism are most typical ideologies, which respectively attach importance to the individual, capital and the whole society, and each has its own advantages. As shown in the figure 1, these respective focuses of ideologies can be clearly demarcated, and the differences are the focuses of some conflicts and wars in the world. Scientists may be able to help find a balanced and stable solution from the perspective of optimization theory, so as to avoid the political form itself becoming the fuse of interest disputes, even make the national policy more reasonable and effective.

The research field of sociology is broader than economics and politics. Many theoretical researches are difficult to be described by numerical value, but the development of sociology is gradually approaching numerical value. In the early period of sociology, Comte's positivism advocated the observation and classification of objects. Later, Marxism introduced the mathematical formula of economics into the study of sociology[26], Émile Durkheim pioneered the introduction of statistics into sociology[27]. Nowadays, big data has become one of the indispensable sociological research methods. The more suitable typical example here is Marxist theory. As can be seen from the picture, in the early society, the means of production was in line with the positioning of individuals. With the development of capitalism, the means of production moved towards companies, and even large projects reached the national level. This is an intuitive expression of Marxist theory.

For religious philosophy, the author does not know much except some popular statements from Buddhism and Taoism. Referring to the philosophy of hermeneutics paradigms[28], these statements can also be calibrated on TSQ-CS as a draft. For example, the Buddhist Scripture consider that there are tens of thousands lives in a bowl of water (Philosophy of Buddhism: sentence A, see on figure 1). Taoism believes that life should be cherished and valued (Philosophy of Taoist sentence A). These philosophical thoughts can be calibrated to enrich these scriptures on TSQ-CS, and the scientific orientation of religious philosophy can be obtained with certain extent.

In a word, only by establishing a reliable mathematical model between groups and individuals can some sociological problems be solved optimally. For example, Matthew effect in economics, corruption in politics and administration, aggregation and division of countries and groups. Relying on TSQ-CS, scientists can identify some key needs like mathematical methods in sociology, and then focus on investment.

6 Worldview of Science

In order to make the current science more clear, an observed zone can be created on TSQ-CS, as shown in figure 2. The boundary of this zone is not accurate proved, but it can be determined that $X_{true-quantum} < X_{max-boundary} < X_{virtual-quantum}$, when $X_{sun} < X_{min-boundary} < X_{galaxy}$, where X could be T, S or N. It can be used to represent the observation range of current science, in which the research objects are observed and used. The string theory, which is expected to unify physics, is still much far away. In addition, taking light speed c as the research object, a group of points can be defined, and a wall of light speed from $s = ct$ can be obtained. At present, all known disciplines are located on the same side of the wall of light speed, while the other side belongs to the unidentified superluminal range. For the scientific problems close to the plane, it needs to be corrected by the special theory of relativity.

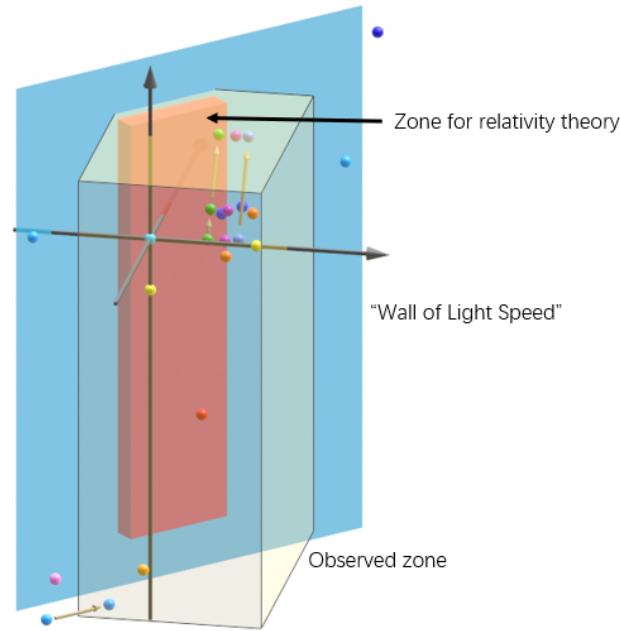


Fig. 2: Worldview of Science

According to the figure 2, the goal of scientific research can be simply summarized into three parts:

1. Discovery is to broaden the observed zone.
2. Research is to acquire laws within observed zone.
3. Application is to apply acquired laws to human life.

According to TSQ-CS, it can be predicted that the ultimate scientific theory of human expectation should not only be applicable to all scales of time and space, but also be able to adapt to the influence of number dimension.

7 Methodology of Science

The TSQ-CS is a good tool to demonstrate the scientific methods, see as figure 3, similarity lies in methods belong to different disciplines.

Before discussion, it is helpful to project the 2 points for engineering onto XZ plane, which means the time durations are removed for solid body A and assembled machine C. The group of points for social study B and points for medicine research D are kept where they are.

PID is a classical control method in engineering, but its effective reason has not been exactly described. TSQ-CS can give the description of PID at the logic level, which means in the process of guiding or controlling the movement of a unit, the differential and integral scales are used together to guide at the same time, so as to obtain better results than only with its own scale.

In figure 3, the control of machine C is aided by integrated I-channel c2 and differentiated D-channel c1 in the direction of T-axis, which forms the PID together with its own P-channel. At the same time, PID can also be expressed above at point D, such as in applications of diabetes in medicine[29, 30].

With TSQ-CS, PID can be applied to more disciplines. For example, in political decision-making, PID method can help decision-makers make more comprehensive analysis and evaluation. The analogy of various PID migration applications can also help PID to develop its own theory.

Compared with the control of time scale in the world, calculus in the direction of S and Q axis is more used in analysis and calculation. The integral operation in the time direction of points A and a1 is used for dynamic response simulation, a2 is the integral from individual to overall level, which is a common scientific operation in the field of finite element or

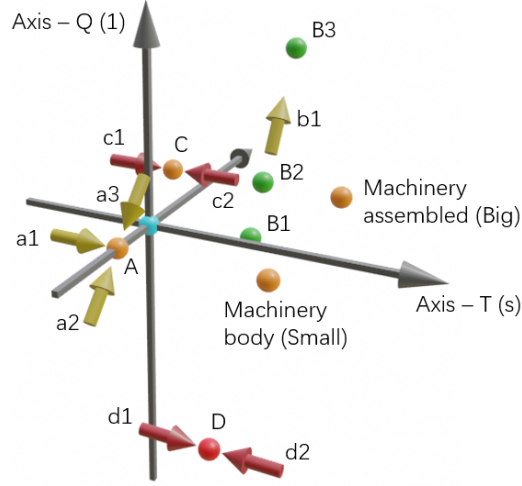


Fig. 3: Methodology of Science

others, and a_3 is the corresponding external boundary in the finite element, which is the constraint condition for A. These three constitute a complete system of finite element, which is the mature cornerstone of the current industrial system.

In fact, the same idea exists in the sociological research system which is completely different from industry. The study of quantitative scale change has existed for a long time in sociology. For example, classical positivist sociology[31] focuses on the study of the whole, at point B3 in figure 3, and interpretative functionalist sociology, such as symbolic interactionism[32], focuses on the study of individuals, at point B1. These ideas are different from each other, but finally constitute more comprehensive scientific view together, Such as modern structural functionalism[33] and Marxist sociology[26] began to pay attention to the relationship between the whole and the individual. However, compared with the industrial finite element method, sociology is not only difficult to obtain a very reliable micro description, but also lack of unity for the overall external constraints and other macro level problems, which made the sociology more difficult than natural science.

In a word, TSQ-CS is very suitable for describing various methods in scientific research intuitively, which can reflect the similarity between various methods in different disciplines. Therefore, a bridge can be built between various scientific methods, which can confirm and learn from each other. At the same time, it can also promote the comprehensive improvement of the research method and open up new application fields of the method.

8 Conclusion

This paper raised a new method for knowledge map in science, and obtained the TSQ-CS, which enables to locate disciplines and research targets with numerical properties. This method not only provides a worldview of science, but also helpful to conclude and migrating methodology between different subjects. This TSQ-CS has the following advantages:

1. Categorization: according to the traditional way, the knowledge map is demarcated in the form of three labels, which makes the categorization more standardized and intuitive.
2. Numerization: according to the modern way, the disciplines is demarcated in an objective form, which makes the knowledge map objective and unified instead of subjective and arbitrary.
3. Arrow of formal science: bring the formal science into the numerical knowledge map, find their position in scientific research, and better serve the natural science.
4. Quantity axis: it enables social sciences to be incorporated into knowledge map, interact with natural sciences, and provide opportunities for formal sciences to be applied.
5. Worldview: a more comprehensive understanding of scientific system can be obtained from this, which is conducive to the understanding of science itself and the development of philosophy of science.

6. - Methodology: formal science can be more effectively applied in natural and Social Sciences, knowledge transfer can be generated between adjacent or similar disciplines.
7. Foresight: current distribution of scientific knowledge could be found, so as to understand the current situation of human research. According to the vacancies and boundaries, future direction of research can be concluded, providing some references for the optimal allocation of research funds.

There are also some limitations in TSQ-CS.

1. Number of tags: Although this framework can calibrate many disciplines, it can only be used at relatively high level. For specific scientific problems, there may be a lot of overlap on the coordinate axis, and can not be accurately described. In addition, the number of dimensions can not be more than three according to human spatial cognition.
2. Numerical difficulty: this method adopts the basic principle of numerization, many disciplines are not applicable as they can not be numerized. For example, many traditional sub disciplines of sociology, the structure of graphene, the morphology of animals and plants and other issues, it is difficult to find labels that can be used for numerization.

In a word, the purpose of this method is to provide some references for the application of philosophy of science and knowledge management in engineering and application view, so as to make the scientific research more comprehensive in vision, clearer in direction and closer in connection.

Acknowledgement

This research did not receive any specific grant from funding agencies in the public, commercial, or not-for-profit sectors. The author appreciates Queen's University Belfast for its library resources and the balance it provides between work and life, which enables the author to think and write this paper freely after work.

References

- [1] Katy Börner. Making Sense of Mankind's Scholarly Knowledge and Expertise: Collecting, Interlinking, and Organizing What We Know and Different Approaches to Mapping (Network) Science. 34(5):808–825. 1
- [2] Alan L. Porter and Jan Youtie. Where does nanotechnology belong in the map of science? 4(9):534–536.
- [3] Richard Klavans and Kevin W. Boyack. Toward a consensus map of science. 60(3):455–476. 1
- [4] Didik Dwi Prasetya, Tsukasa Hirashima, and Yusuke Hayashi. Study on Extended Scratch-Build Concept Map to Enhance Students' Understanding and Promote Quality of Knowledge Structure. 11(4). 1
- [5] Loet Leydesdorff and Ismael Rafols. A global map of science based on the ISI subject categories. 60(2):348–362. 1
- [6] Immanuel Kant. Critique of pure reason. 1781. pages 370–456. 1
- [7] Georg Wilhelm Friedrich Hegel. *Wissenschaft der Logik: Die objective Logik*. Johann Leonhard Schrag. 1
- [8] Karl Popper. *The Logic of Scientific Discovery*. Routledge. 1
- [9] Michael R. Matthews. Mario Bunge, Systematic Philosophy and Science Education: An Introduction. 21(10):1393–1403. 1
- [10] Andrea Saltelli and Monica Di Fiore. From sociology of quantification to ethics of quantification. 7(1):1–8. 1
- [11] Bustami M. S. Khir. Islamic Studies within Islam: Definition, approaches and challenges of modernity. 28(3):257–266. 1
- [12] Duane R. Bidwell. Religious Diversity and Public Pastoral Theology: Is it Time for a Comparative Theological Paradigm? 25(3):135–150.
- [13] Shelton A. Gunaratne. Go East young 'man': Seek wisdom from Laozi and Buddha on how to metatheorize media-tization. 8(3):165–181. 1

- [14] J. W. GOFFEY. A concept map-based knowledge modeling approach to expert knowledge sharing. 1
- [15] Zachary A. Pardos and Andrew Joo Hun Nam. A university map of course knowledge. 15(9):e0233207. 1
- [16] Ruihang Huang, Ping Yan, and Xiaoming Yang. Knowledge map visualization of technology hotspots and development trends in China's textile manufacturing industry. 1
- [17] M. J. Cobo, A. G. López-Herrera, E. Herrera-Viedma, and F. Herrera. Science mapping software tools: Review, analysis, and cooperative study among tools. 62(7):1382–1402. 1
- [18] Stephen Cole. Why sociology doesn't make progress like the natural sciences. 9(2):133–154. 1
- [19] Nicholas Maxwell. A New Task for Philosophy of Science. 50(3):316–338. 1
- [20] Ahmad S. Khalil and James J. Collins. Synthetic biology: Applications come of age. 11(5):367–379. 3
- [21] Albert Fert, Nicolas Reyren, and Vincent Cros. Magnetic skyrmions: Advances in physics and potential applications. 2(7):1–15. 3
- [22] Izumi Mizuno and Chih-Chiang Han. JCMT opens new eyes on the Universe. 5(3):331–332. 3
- [23] Brian C. Hall. *Quantum Theory for Mathematicians*, volume 267. Springer. 3
- [24] WENDY NELSON ESPELAND and MITCHELL L. STEVENS. A Sociology of Quantification. 49(3):401–436. 5
- [25] W. Weidlich and G. Haag. *Concepts and Models of a Quantitative Sociology: The Dynamics of Interacting Populations*. Springer Science & Business Media. 5
- [26] Karl Marx. *Das Kapital*. Createspace Independent Publishing Platform. 5, 7
- [27] Emile Durkheim. *Le Suicide: Étude de Sociologie*. F. Alcan. 5
- [28] Husni Husni and Iwan Setiawan. HERMENEUTICS PARADIGM IN RELIGIOUS RESEARCH. 6(2). 5
- [29] F. Chee, T.L. Fernando, A.V. Savkin, and V. van Heeden. Expert PID control system for blood glucose control in critically ill patients. 7(4):419–425. 7
- [30] Gianni Marchetti, Massimiliano Barolo, Lois Jovanovic, Howard Zisser, and Dale E. Seborg. An Improved PID Switching Control Strategy for Type 1 Diabetes. 55(3):857–865. 7
- [31] Peter Halfpenny. *Positivist Sociology and Its Critics*. Edward Elgar Publishing. 7
- [32] Herbert Blumer. *Symbolic Interactionism: Perspective and Method*. Univ of California Press. 7
- [33] Nancy Kingsbury and John Scanzoni. Structural-functionalism. In *Sourcebook of Family Theories and Methods*, pages 195–221. Springer. 7