
STOCHASTIC MULTI-ARMED BANDITS WITH CONTROL VARIATES

Arun Verma
Department of IEOR
IIT Bombay, Mumbai, India
v.arun@iitb.ac.in

Manjesh K. Hanawal
Department of IEOR
IIT Bombay, Mumbai, India
mhanawal@iitb.ac.in

ABSTRACT

This paper studies a new variant of the stochastic multi-armed bandits problem, where the learner has access to auxiliary information about the arms. The auxiliary information is correlated with the arm rewards, which we treat as control variates. In many applications, the arm rewards are a function of some exogenous values, whose mean value is known a priori from historical data and hence can be used as control variates. We use the control variates to obtain mean estimates with smaller variance and tighter confidence bounds. We then develop an algorithm named UCB-CV that uses improved estimates. We characterize the regret bounds in terms of the correlation between the rewards and control variates. The experiments on synthetic data validate the performance guarantees of our proposed algorithm.

1 Introduction

Stochastic multi-armed bandits setting has been extensively used to study the problem of decision making under uncertainty (Thompson, 1933; Bubeck et al., 2012; Lattimore and Szepesvári, 2020). In the classical setting, it is assumed that the arms rewards are independent of each other, and by playing an arm, the learner observes independent and identically distributed reward samples. The exploration-exploitation trade-off is a fundamental problem in the bandits setting, and the learner can accumulate more rewards if this trade-off is balanced well. A better balance can be achieved if the learner can estimate arm's mean rewards with tighter confidence bounds (Auer et al., 2002; Garivier and Cappé, 2011) and smaller variance (Audibert et al., 2009b; Mukherjee et al., 2018). Any available side/auxiliary information can help in building tighter confidence bounds. In this paper, we study the improvement in the performance that can be achieved when side information is available in the form of control variates.

Any random variable that is correlated with the random variable of interest can be a control variate. When the mean of the control variate is known, we can use it to reduce the variance of the parameter's estimates. Control variate is a popular variance reduction technique to improve the estimates' precision without a corresponding increase in the number of samples (Lavenberg et al., 1982; Nelson, 1990). Control variates are widely used in single and multiple response simulations to estimate the response systems' parameters as it does not require altering the simulation run in any way. Often stochastic simulations involve inputs generated using known distributions that can be used as potential control variates. A rich theory has been developed to analyze the quality of the estimators resulting from control variate (Lavenberg et al., 1982; Lavenberg and Welch, 1981; Nelson, 1989, 1990). We aim to adopt these techniques to study the stochastic multi-armed bandits problem when control variates are available for the arms.

In many real-life applications, the exogenous variables influence the arms' rewards and act as control variates. For example, consider a job aggregating platform that assigns jobs to one of the servers/workers in each slot. The jobs are of variable size, and the time to serve them depends on their size and other unknown extraneous factors. Since the platform observes the job's size and knows its mean values from historical data, the random job size can act as a control variate in estimating each server's mean service time. As another example, consider a wireless system where a transmitter can transmit packets on a channel in each slot. Successful transmission of the packets (quality) depends on the random quantities like fading, interference, and channel noise on the selected channel. The transmitter can observe the fading value using pilots in each round and knows about mean fading values from past observations. Then fading value observed on a channel can be used as a control variate to estimate the channel's quality.

A stochastic multi-armed bandits algorithm’s performance depends on how tight the confidence intervals of its mean reward estimators are (Auer et al., 2002; Garivier and Cappé, 2011). The length of the confidence intervals depends on the variance (Audibert et al., 2009b; Mukherjee et al., 2018) of the mean rewards’ estimators, and hence estimators with smaller variance results in a smaller confidence interval for the same number of samples. The reduction depends on how strongly the control variate and the reward samples are correlated. Thus control variates can be leverages to improve the performance of bandits algorithms.

In linear control variate methods, the reward samples and control variate samples are combined with a fixed weight. These new samples are used for the estimation of the mean rewards. Since the estimator’s variance is a function of the weights, the maximum variance reduction is achieved with an optimal choice of the weight, and that depends on the variance of control variate and its correlation with reward samples. In practice, both of these quantities are unknown and needed to be estimated from the observed samples to realize the maximum variance reduction. However, the estimated weight makes the samples used for the estimation of mean rewards highly correlated.

The control variate methods guarantee a reduction in the variance of estimators. Still, guaranteeing the gain they bring in regret performance of bandits algorithms is challenging. The estimators that use control variates are based on correlated samples. Hence, the general concentration based on Hoeffding and Bernstein inequalities cannot be applied to derive regret bounds. However, when the rewards and control variates have a multivariate normal distribution, tight confidence intervals can be constructed which hold with high probability. For the general distributions, the confidence bounds hold only asymptotically. Using these results, we develop a bandits algorithm that exploits control variates to improve the regret performance. Specifically, our contributions are as follows:

- We develop an algorithm named Upper Confidence Bounds with Control Variates (**UCB-CV**) that uses the estimators based on the linear control variates.
- We show that the regret of **UCB-CV** is smaller by a factor $(1 - \rho^2)$ compare to the existing algorithms when the rewards and control variates have a multivariate normal distribution. Here, ρ is the correlation coefficient of the reward and control variates.
- For the general distributions, we develop estimators based on jackknifing, splitting, and batching methods.
- We validate the performance of **UCB-CV** on synthetically generated data.

1.1 Related Work

Our work uses side information available in the form of control variate to improve the variance of estimates. In the following, we discuss works that incorporate variance estimates and/or side information to improve the performance of multi-armed bandits algorithms.

Incorporating variance estimates: Many stochastic multi-armed bandits algorithms like UCB1 (Auer et al., 2002), DMED (Honda and Takemura, 2010), KL-UCB (Garivier and Cappé, 2011), Thompson Sampling (Chapelle and Li, 2011; Agrawal and Goyal, 2012; Kaufmann et al., 2012; Agrawal and Goyal, 2013), assume that the rewards are bounded on some interval $[0, b]$ and define index of each arm based on its estimates of the mean rewards and ignore the variance estimates. The regret of these algorithms have optimal logarithmic bound in the number of rounds (T), and grows quadratic in b , i.e., $\mathcal{O}(b^2 \log T)$. UCB1-NORMAL (Auer et al., 2002) uses the variance estimates in the index of the arms and when rewards are Gaussian with variance σ^2 , achieved regret is of order $\mathcal{O}(\sigma^2 \log T)$. Thus it has a better regret guarantee even when support is unbounded. This bound is even better than that of UCB1 when the variance is smaller than b . Further Auer et al. (2002) experimentally demonstrates that the UCB-Tuned algorithm (Auer et al., 2002), that uses variance estimates in arm indices, significantly improves regret performance over UCB1 when rewards are bounded. Extending the idea of using ‘variance aware’ indices, UCBV (Audibert et al., 2009a) algorithm achieves regret of order $\mathcal{O}((\sigma^2 + b) \log T)$ thus confirming that making algorithms variance aware is beneficial. EUCBV (Mukherjee et al., 2018) improves the performance of UCBV using an arm elimination strategy like used in UCB-Improved (Auer and Ortner, 2010).

Incorporating side information: In the applications like advertising and web search, whether or not a user likes a displayed item could depend on the user profile. The user profile is available to the platform, which could then used as side information. Contextual bandits (Dani et al., 2008; Rusmevichientong and Tsitsiklis, 2010; Li et al., 2010; Abbasi-Yadkori et al., 2011; Li et al., 2010; Chu et al., 2011; Filippi et al., 2010; Li et al., 2017; Jun et al., 2017; Zhang et al., 2016) exploit such side information to learn the optimal arm. The basic assumption in these setups is that the mean rewards are some unknown function of the contexts. The learner gets to observe a context before selecting an arm in each round. After selecting an arm, observes the noisy value of the function associated with the arm. Many works consider the mean rewards are parameterized and use contextual information to estimate the parameters with better

precision. The works in [Lu et al. \(2010\)](#) and [Perchet and Rigollet \(2013\)](#) consider non-parametric functions for mean rewards but assume that they are smooth in contexts.

In our setup, the type of side information and how we use it to estimate variance is different from the contextual bandits. Contextual bandits assume correlation structure (linearity, GLM, etc.) between mean reward and context where mean reward varies with side-information (context). In contrast, mean reward do not vary with side information (control variate) in our unstructured setup. Our motivating examples of Jobs Scheduler (JS) and Communication Networks (CN) captures unstructured bandits with control variates: observed queue length and channel gain act as control variate (side-information) in JS and CN, respectively. The mean values of these control variates could be known from historical data as the mean arrival rates or channel behavior over time remains the same even if the server setup or transmitter/receiver pair are changed.

Our setting’s side information is correlated with the reward sample but need not influence the arm rewards directly. Hence we do not use the control variates to decide which arm to select in each round and use it only to get better estimates of the mean rewards by exploiting their correlation. Also, our confidence bounds for the mean estimators are based on the variance of estimators rather than on the variance of the reward sample, as was the case in UCBV ([Audibert et al., 2009a](#)) and EUCBV ([Mukherjee et al., 2018](#)). The samples we use to estimate mean rewards that result in variance reduction are not independent and identically distributed (IID). Hence, we can not use the standard Bernstein inequality to get confidence bounds on mean and variance estimates. Control variates for variance reduction ([James, 1985](#); [Botev and Ridder, 2014](#)) are used extensively in Monte-Carlo simulation of complex systems ([Lavenberg and Welch, 1981](#); [Lavenberg et al., 1982](#); [Nelson, 1989, 1990](#)). To the best of our knowledge, our work is the first to use control variates to improve the performance of stochastic bandits algorithms.

The rest of the paper is organized as follows: In Section 2 we briefly discuss the linear control variates method for variance reduction. In Section 3, we introduce the notations and give the problem setting. For the case where rewards and control variates are normally distributed, we develop an algorithm named **UCB-CV** and provide performance guarantees in Section 4. For the case of general distributions, we discuss jackknifing, splitting, and batching techniques for variance reduction and give the performance guarantees in Section 5. We validate the performance guarantees of the **UCB-CV** in Section 6 and give conclusions and future direction in Section 7. All the proofs and the additional experimental results are given in the supplementary material.

2 Control Variate for Variance Reduction

Let μ be the unknown quantity that needs to be estimated, and X be an unbiased estimator of μ , i.e., $\mathbb{E}[X] = \mu$. A random variable W is a control variable if its expectation ω is known and it is correlated with X . Linear control methods use information about the errors in estimates of known random variables to reduce unknown random variable’s errors. For any choice of a coefficient β , define a new estimator as $\bar{X} = X + \beta(\omega - W)$. It is straightforward to verify that its variance is given by

$$\text{Var}(\bar{X}) = \text{Var}(X) + \beta^2 \text{Var}(W) - 2\beta \text{Cov}(X, W). \quad (1)$$

and is minimized by setting β to

$$\beta^* = \frac{\text{Cov}(X, W)}{\text{Var}(W)}. \quad (2)$$

The minimum value of the variance is given by $\text{Var}(\bar{X}) = (1 - \rho^2)\text{Var}(X)$, where ρ is the correlation coefficient of X and W . Larger the correlation, the greater the variance reduction achieved by the control variate. In practice, the values of $\text{Cov}(X, W)$ and $\text{Var}(W)$ are unknown. Hence, these need to be estimated to compute the best approximation for β^* .

3 Problem Setting

We consider a stochastic multi-armed bandits problem with K arms. The set of arms is represented by $[K] \doteq \{1, 2, \dots, K\}$. In round t , the environment generates a vector $(\{X_{t,i}\}_{i \in [K]}, \{W_{t,i}\}_{i \in [K]})$. The random variable $X_{t,i}$ denotes the reward of arm i in round t , which forms an IID sequence drawn from an unknown but fixed distribution with mean μ_i and variance σ_i^2 . The random variable $W_{t,i}$ is the side information associated with the reward of arm i in round t . These random variables are drawn from an unknown but fixed distribution with mean ω_i and variance $\sigma_{w,i}^2$ and form an IID sequence. Learner knows the values $\{\omega_i\}_{i \in [K]}$ but not the $\{\sigma_{w,i}^2\}_{i \in [K]}$. The correlation coefficient between the i th arm’s rewards and its associated control variate is denoted by ρ_i .

In our setup, the learner observes the reward and associated control variates from the selected arm. We refer to this new variant of the multi-armed bandits problem as Multi-Armed Bandits with Control Variates (MAB-CV). The parameter

vectors $\boldsymbol{\mu}^\sigma = \{\mu_i, \sigma_i^2\}_{i \in [K]}$, $\boldsymbol{\omega}^\sigma = \{\omega_i, \sigma_{w,i}^2\}_{i \in [K]}$, and $\boldsymbol{\rho} = \{\rho_i\}_{i \in [K]}$ identify an instance of MAB-CV problem, which we denote henceforth using $P = (\boldsymbol{\mu}^\sigma, \boldsymbol{\omega}^\sigma, \boldsymbol{\rho})$. The collections of all MAB-CV problems are denoted by \mathcal{P} . For instance $P \in \mathcal{P}$, with mean reward vector $\boldsymbol{\mu}$ we denote the optimal arm as $i^* = \arg\max_{i \in [K]} \mu_i$.

Algorithm 1 MAB-CV problem with instance $(\boldsymbol{\mu}^\sigma, \boldsymbol{\omega}^\sigma, \boldsymbol{\rho})$

For each round t :

1. **Environment** generates a vector $\mathbf{X}_t = (X_{t,1}, \dots, X_{t,K}) \in \mathbb{R}^K$ and $\mathbf{W}_t = (W_{t,1}, \dots, W_{t,K}) \in \mathbb{R}^K$, where $\mathbb{E}[X_{t,i}] = \mu_i$, $\text{Var}(X_{t,i}) = \sigma_i^2$, $\mathbb{E}[W_{t,i}] = \omega_i$, $\text{Var}(W_{t,i}) = \sigma_{w,i}^2$, and the sequence $(X_{t,i})_{t \geq 1}$ and $(W_{t,i})_{t \geq 1}$ are IID for all $i \in [K]$.
 2. **Learner** selects an arm $I_t \in [K]$ based on past observation rewards and control variates samples from the arms till round $t - 1$.
 3. **Feedback and Regret:** The learner observes a random reward X_{t,I_t} and associated control variable W_{t,I_t} , and then incurs penalty $(\mu_{i^*} - \mu_{I_t})$.
-

Let I_t denote the arm selected by the learner in round t based on the observation of past reward and control variate samples. The interaction between the environment and a learner is given in [Algorithm 1](#). We aim to learn policies that accumulate maximum reward and measure its performance by comparing its cumulative reward with that of an Oracle that plays the optimal arm in each round. Specifically, we define regret as

$$\mathfrak{R}_T = T\mu_{i^*} - \mathbb{E} \left[\sum_{t=1}^T X_{t,I_t} \right]. \quad (3)$$

Note that maximizing the mean cumulative reward of a policy is the same as minimizing the policy's regret. A good policy should have sub-linear expected regret, i.e., $\mathbb{E}[\mathfrak{R}_T]/T \rightarrow 0$ as $T \rightarrow \infty$.

Our goal is to learn a policy that is sub-linear with small regret. To this effect, we use control variates to estimate mean rewards with sharper confidence bounds so that the learner can have a better exploration-exploitation trade-off and start playing the optimal arm more frequently early.

4 Arms with Normally Distributed Rewards and Control Variates

We first focus on the case where the rewards and associated control variates of arms have a multivariate normal distribution. We will relax this assumption in the next section. To bring out the main ideas of the algorithm, we first consider only one control variate. Motivated by the linear control variate technique discussed in the previous section, we consider a new sample for the i th arm in round t as follows:

$$\bar{X}_{t,i} = X_{t,i} + \beta_i^*(\omega_i - W_{t,i}),$$

where $X_{t,i}$ is the t^{th} reward, $W_{t,i}$ is the t^{th} associated control variate with arm i , $\omega_i = \mathbb{E}[W_{t,i}]$, and $\beta_i^* = \text{Cov}(X_{t,i}, W_{t,i})/\text{Var}(W_{t,i})$. Using s such samples, the mean reward for the i th arm is defined as $\hat{\mu}_{s,i}^c = (\sum_{r=1}^s \bar{X}_{r,i})/s$. Let $\hat{\mu}_{s,i} = \frac{1}{s} \sum_{r=1}^s X_{r,i}$ and $\hat{\omega}_{s,i} = \frac{1}{s} \sum_{r=1}^s W_{r,i}$ denote the sample mean of reward and control variates of i th arm from s samples. Then $\hat{\mu}_{s,i}^c$ can be written as follows:

$$\hat{\mu}_{s,i}^c = \hat{\mu}_{s,i} + \beta_{s,i}^*(\omega_i - \hat{\omega}_{s,i}). \quad (4)$$

Since the value of $\text{Cov}(X_i, W_i)$ and $\text{Var}(W_i)$ are unknown, the optimal coefficient $\beta_{s,i}^*$ need to be estimated. After having s samples, it can be estimated as

$$\hat{\beta}_{s,i}^* = \frac{\sum_{r=1}^s (X_{r,i} - \hat{\mu}_{s,i})(W_{r,i} - \omega_i)}{\sum_{r=1}^s (W_{r,i} - \omega_i)^2}. \quad (5)$$

and can be used in Eqs. (4).

Let $\nu_{s,i} = \text{Var}(\hat{\mu}_{s,i}^c)$ denote the variance of the estimator with control variate and $\text{Var}(\bar{X}_i) = \sigma_{c,i}^2$ denote the variance of the samples itself. Note that these estimators are computed using the samples $\{\bar{X}_i\}$ which are correlated. When the rewards and control variate have a multivariate normal distribution, we have the following result that tells how to obtain an unbiased variance estimator of $\hat{\mu}_{s,i}^c$ for each arm.

Lemma 1. Let the reward and control variate of each arm have a multivariate normal distribution. After observing s samples of reward and control variate from arm i , define $\hat{\nu}_{s,i} = \frac{Z_s \hat{\sigma}_{c,i}^2(s)}{s}$, where

$$Z_s = \left(1 - \frac{(\sum_{r=1}^s (W_r - \omega))^2}{s \sum_{r=1}^s (W_r - \omega)^2} \right)^{-1}$$

and

$$\hat{\sigma}_{c,i}^2(s) = \frac{1}{s-2} \sum_{r=1}^s (\bar{X}_r - \hat{\mu}_{s,i}^c)^2,$$

then $\hat{\nu}_{s,i}$ is an unbiased variance estimator of $\hat{\mu}_{s,i}^c$, i.e., $\mathbb{E}[\hat{\nu}_{s,i}] = \text{Var}(\hat{\mu}_{s,i}^c)$.

We can prove Lemma 1 using regression theory. Details are given in the supplementary material.

The confidence interval for reward estimator is given by our next result.

Lemma 2. Let s be the number of rewards and associated control variates samples from arm i in round t . Then

$$\mathbb{P} \left\{ |\hat{\mu}_{s,i}^c - \mu_i| \geq V_{t,s,1} \sqrt{\hat{\nu}_{s,i}} \right\} = 2/t^2,$$

where $V_{t,s,1}$ denote $100(1 - 1/t^2)^{\text{th}}$ percentile value of the t -distribution with $s - 2$ degrees of freedom and $\hat{\nu}_{s,i}$ is an unbiased estimator for variance of $\hat{\mu}_{s,i}^c$.

The proof uses the fact that the arm's rewards and control variates have a multivariate normal distribution. Therefore, we can use t -distribution for designing confidence intervals of mean reward estimators. Analogous to the Hoeffding inequality, this result shows that the probability of the estimate obtained by samples $\{\bar{X}_{t,i}\}$ deviating from the true mean of arm i decays very fast. Further, the deviation factor $V_{t,s,1} \sqrt{\hat{\nu}_{s,i}}$ depends on the variance of the estimator ($\hat{\mu}_{s,i}^c$), which guarantees sharper confidence intervals. As we will see later in Lemma 5, these confidence terms are smaller by a factor $(1 - \rho_i^2)$ compared to the case when no control variates are used. Equipped with these results, we next develop an UCB based algorithm for MAB-CV.

4.1 Algorithm: UCB-CV

Let $N_i(t)$ be the number of times the arm i is selected by learner until round t and $\hat{\nu}_{N_i(t),i}$ be the sample variance of mean reward estimator ($\hat{\mu}_{N_i(t),i}^c$) for arm i . Motivated from Lemma 2, we define optimistic upper bound for estimate of mean reward of arm i as follows:

$$\text{UCB}_{t,i} = \hat{\mu}_{N_i(t),i}^c + V_{t,N_i(t),1} \sqrt{\hat{\nu}_{N_i(t),i}}. \quad (6)$$

The above values as indices of arms, we develop an algorithm named **UCB-CV** for MAB-CV. The algorithm works as follows: It takes the number of arms K and a constant $Q = 3$ (number of control variates + 2) as input. Each arm is played Q times to ensure the sample variance for observations ($\hat{\sigma}_{c,i}^2(s)$) are computed.

UCB-CV UCB based Algorithm for MAB-CV problem

- 1: **Input:** K, Q
 - 2: Play each arm $i \in [K]$ Q times
 - 3: **for** $t = QK + 1, QK + 2, \dots$, **do**
 - 4: $\forall i \in [K]$: compute $\text{UCB}_{t-1,i}$ as given in Eq. (6)
 - 5: Select $I_t = \underset{i \in [K]}{\text{argmax}} \text{UCB}_{t-1,i}$
 - 6: Play arm I_t and observe X_{t,I_t} and associated control variates W_{t,I_t} . Increment the value of $N_{I_t}(t)$ by one and re-estimate $\hat{\beta}_{N_{I_t}(t),I_t}^*$, $\hat{\mu}_{N_{I_t}(t),I_t}^c$ and $\hat{\nu}_{t,N_{I_t}(t)}$
 - 7: **end for**
-

In round t , **UCB-CV** computes the upper confidence bound of each arm's mean reward estimate using Eq. (6) and selects the arm having highest upper confidence bound value and this arm is denoted by I_t . After playing arm I_t , the reward X_{t,I_t} and associated control variate W_{t,I_t} are observed. After that, the value of $N_{I_t}(t)$ is updated and $\hat{\beta}_{t,I_t}^*$, $\hat{\mu}_{t,I_t}^c$, and $\hat{\nu}_{t,I_t}$ are re-estimated. The same process is repeated for the subsequent rounds.

4.2 Estimator with Multiple Control Variates

Now we extend our setup to case where the multiple control variates can be associated with an arm rewards. Let q be the number of control variates. Then the unbiased mean reward estimator for arm i with associated control variates is given by

$$\bar{X}_{t,i,q} = X_{t,i} + \sum_{j=1}^q \beta_{i,j}^* (\omega_i - W_{t,i,j}),$$

where $W_{t,i,j}$ is the j^{th} control variate of arm i that is observed in round t , $\omega_{i,j} = \mathbb{E}[W_{t,i,j}]$, and $\beta_{i,j}^* = \text{Cov}(X_i, W_{i,j}) / \text{Var}(W_{i,j})$. The overall mean reward estimator for arm i with s samples of rewards and associated q number of control variates is given by

$$\hat{\mu}_{s,i,q}^c = \frac{1}{s} \sum_{r=1}^s \bar{X}_{r,i}.$$

Let $\hat{\mu}_{s,i} = \frac{1}{s} \sum_{r=1}^s X_{r,i}$, $\hat{\beta}_i^* = (\hat{\beta}_{i,1}, \dots, \hat{\beta}_{i,q})^\top$, $\boldsymbol{\omega}_i = (\omega_{i,1}, \dots, \omega_{i,q})^\top$, and $\hat{\boldsymbol{\omega}}_{s,i} = (\hat{\omega}_{s,i,1}, \dots, \hat{\omega}_{s,i,q})^\top$, where $\hat{\omega}_{s,i,j} = \frac{1}{s} \sum_{r=1}^s W_{r,i,j}$. Then $\hat{\mu}_{s,i,q}^c$ can be written as:

$$\hat{\mu}_{s,i,q}^c = \hat{\mu}_{s,i} + \hat{\beta}_i^{*\top} (\boldsymbol{\omega}_i - \hat{\boldsymbol{\omega}}_{s,i}). \quad (7)$$

where $\hat{\beta}_i^{*\top}$ is the transpose of $\hat{\beta}_i^*$.

Let s be the number of rewards and associated control variates samples for arm i , \mathbf{W}_i be the $s \times q$ matrix whose r^{th} row is $(W_{r,i,1}, W_{r,i,2}, \dots, W_{r,i,q})$, $\mathbf{S}_{W_i W_i} = (s-1)^{-1} (\mathbf{W}_i^\top \mathbf{W}_i - s \hat{\boldsymbol{\omega}}_{s,i} \hat{\boldsymbol{\omega}}_{s,i}^\top)$, and $\mathbf{S}_{X_i W_i} = (s-1)^{-1} (\mathbf{W}_i^\top \mathbf{X}_i - s \hat{\boldsymbol{\omega}}_{s,i} \hat{\mu}_{s,i})$ where $\mathbf{X}_i = (X_{1,i}, \dots, X_{s,i})^\top$. Then by extending the arguments used in Eq. (5) to get estimated coefficient for a scalar $\hat{\beta}_i^*$ to a vector $\hat{\beta}_i^*$, the estimated coefficient vector is given by

$$\hat{\beta}_i^* = \mathbf{S}_{W_i W_i}^{-1} \mathbf{S}_{X_i W_i}. \quad (8)$$

Our next results are generalization of Lemma 2 and Lemma 1 to MAB-CV problems with q control variates.

Lemma 3. *Let s be the number of rewards and associated control variates samples from arm i in round t . Then*

$$\mathbb{P} \left\{ |\hat{\mu}_{s,i,q}^c - \mu_i| \geq V_{t,s,q} \sqrt{\hat{\nu}_{s,i,q}} \right\} \leq 2/t^2.$$

where $V_{t,s,q}$ is the $100(1 - 1/t^2)^{\text{th}}$ percentile value of the t -distribution with $s - q - 1$ degrees of freedom and $\hat{\nu}_{s,i,q}$ is an unbiased estimator for variance of $\hat{\mu}_{s,i,q}^c$.

Lemma 4. *Let s be the number of rewards and associated control variate samples. Then, the sample variance of mean reward estimator for arm i is given by*

$$\hat{\nu}_{s,i,q} = \frac{Z_{s,q} \hat{\sigma}_{c,i,q}^2(s)}{s},$$

where

$$Z_{s,q} = \left(1 + \frac{(\hat{\boldsymbol{\omega}}_{s,i} - \boldsymbol{\omega}_i)^\top \mathbf{S}_{W_i W_i}^{-1} (\hat{\boldsymbol{\omega}}_{s,i} - \boldsymbol{\omega}_i)}{1 - 1/s} \right)$$

and $\hat{\sigma}_{c,i,q}^2(s) = \frac{1}{s-q-1} \sum_{r=1}^s (\bar{X}_r - \hat{\mu}_{s,i}^c)^2$. Further, $\hat{\nu}_{s,i,q}$ is unbiased estimator.

The proofs of both Lemma 3 and Lemma 4 also use regression theory. The details are given in the supplementary material. Next, we define optimistic upper bound for estimate of mean reward with q control variates as follows:

$$\text{UCB}_{t,i,q} = \hat{\mu}_{N_i(t),i,q}^c + V_{t,N_i(t),q} \sqrt{\hat{\nu}_{N_i(t),i,q}}. \quad (9)$$

For multiple control variate case, we can use **UCB-CV** with $Q = q + 2$ and replacing $\text{UCB}_{t,i}$ by $\text{UCB}_{t,i,q}$.

4.3 Analysis of UCB-CV

Let $\Delta_i = \mu_{i^*} - \mu_i$ be the sub-optimality gap for arm $i \in [K]$. Then the regret defined in Eq. (3) can be written as:

$$\mathfrak{R}_T = T\mu_{i^*} - \mathbb{E} \left[\sum_{t=1}^T X_{t,I_t} \right] = \sum_{i=1}^K \Delta_i \mathbb{E} [N_i(T)] \quad (10)$$

In our next result, we describe the property of our estimator that uses control variates. This result is derived from the standard results of control variates theory (Nelson, 1990).

Lemma 5. *Let reward and control variates have a multivariate normal distribution, $\mathbb{E}[X_i | \mathbf{W}_i = \mathbf{v}] = \mu_i + \hat{\beta}_i^*(\boldsymbol{\omega}_i - \mathbf{v})$, and $\text{Var}(X_i | \mathbf{W}_i = \mathbf{v}) = \sigma^2$ is independent of \mathbf{W}_i . Then after having s observations of rewards and associated control variates from arm i ,*

$$\begin{aligned} \mathbb{E} [\hat{\mu}_{s,i,q}^c] &= \mu_i, \text{ and} \\ \text{Var}(\hat{\mu}_{s,i,q}^c) &= \frac{s-2}{s-q-2} (1 - \rho_i^2) \text{Var}(\hat{\mu}_{s,i}), \end{aligned}$$

where $\rho_i^2 = \sigma_{X_i \mathbf{W}_i} \Sigma_{\mathbf{W}_i \mathbf{W}_i}^{-1} \sigma_{\mathbf{W}_i X_i}^\top / \sigma_i^2$ is the square of the multiple correlation coefficient, $\sigma_i^2 = \text{Var}(X_i)$, and $\sigma_{X_i \mathbf{W}_i} = (\text{Cov}(X_i, W_{i,1}), \dots, \text{Cov}(X_i, W_{i,q}))$.

Using Lemma 5, we can upper bound the number of times a sub-optimal arm i is selected by UCB-CV in next result.

Lemma 6. *Let q be the number of control variates and $N_i(T)$ be the number of times sub-optimal arm i selected in T rounds. If $C_{T,i,q} = \mathbb{E} \left[\frac{N_i(T)-2}{N_i(T)-q-2} \left(\frac{V_{T,N_i(T),q}}{V_{T,T,q}} \right)^2 \right]$ then the expected number of times a sub-optimal arm $i \in [K]$ selected by UCB-CV in T rounds is upper bounded by*

$$\mathbb{E} [N_i(T)] \leq \frac{4V_{T,T,q}^2 C_{T,i,q} (1 - \rho_i^2) \sigma_i^2}{\Delta_i^2} + \frac{\pi^2}{3} + 1.$$

Now we state the regret upper bound of UCB-CV.

Theorem 1. *The regret of UCB-CV is upper bounded by*

$$\mathfrak{R}_T \leq \sum_{i \neq i^*} \left(\frac{4V_{T,T,q}^2 C_{T,i,q} (1 - \rho_i^2) \sigma_i^2}{\Delta_i} + \frac{\Delta_i \pi^2}{3} + \Delta_i \right).$$

Remark 1. *Unfortunately, we cannot directly compare our bound with that of upper confidence bound based stochastic bandits algorithms like UCBI-NORMAL and UCBV as $V_{T,T,q}$ do not have closed-form expression. $V_{T,T,q}$ denotes $100(1 - 1/T^2)^{\text{th}}$ percentile of t-distribution with $T - q - 1$ degrees of freedom. As the degrees of freedom decreases in q , $V_{T,T,q}$ increases in q (see Fig. 1a for small value of T and Fig. 1b for large value of T). However, this does not imply that the overall regret increases in q as ρ_i^2 also increases in q . Hence dependency of regret on q is delicate. It is also observed in the control variate literature (Nelson, 1990) that having more control variates does not mean better variance reduction. One can empirically verify that $V_{T,T,q}^2$ is upper bounded by $3.726 \log T$. This upper bound holds for all q as long as $T \geq q + \max(32, 0.7q)$.*

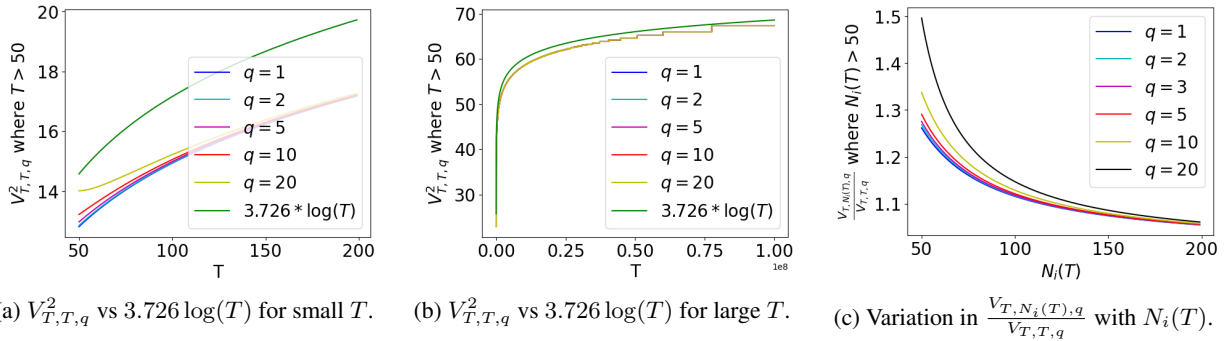


Figure 1: Properties of $V_{T,T,q}^2$.

Remark 2. It is hard to bound $C_{T,i,q}$ as $V_{T,\cdot,q}$ does not have explicit form. However, $C_{T,i,q}$ tends to 1 as $T \rightarrow \infty$. Indeed, from lower bound argument, we know that $N_i(T) \rightarrow \infty$ as $T \rightarrow \infty$ and hence $\frac{N_i(T)-2}{N_i(T)-q-2} \searrow 1$ and $\frac{V_{T,N_i(T),q}}{V_{T,T,q}} \searrow 1$ (confidence interval shrink with more samples) as shown in Fig. 1c. However, under some assumptions, we can obtain a bound empirically. Specifically, if $q \leq 20$ and $N_i(T) > 50$, then $\frac{N_i(T)-2}{N_i(T)-q-2} \leq 1.72$ and from t -distribution tables, we get $\frac{V_{T,N_i(T),q}}{V_{T,T,q}} \leq 1.5$ (see Fig. 1c), hence the bound $C_{T,i,q} \leq 4$. We can guarantee $N_i(T) > 50$ by playing each arm 50 times at the beginning. Therefore, we can obtain one possible explicit bound in Lemma (6) by replacing $C_{T,i,q}$ with 4. However, for a general case, an explicit bound in Lemma 6 is hard.

5 General Distribution

We now consider the general case that makes no distribution assumptions about reward and associated control variates of arms. Recall our mean reward estimator with control variates from Eq. (7),

$$\hat{\mu}_{s,i,q}^c = \hat{\mu}_{s,i} + \beta_i^{*\top} (\omega_i - \hat{\omega}_{s,i}).$$

It is reasonable to estimate the vector β_i^* from the observed samples of reward and control variates as follows:

$$\hat{\beta}_i^* = \hat{\sigma}_{X_i} \mathbf{W}_i \hat{\Sigma}_{\mathbf{W}_i}^{-1}.$$

The $\hat{\beta}_i^*$ and $\hat{\omega}_{s,i}$ are dependent, hence $\hat{\mu}_{s,i,q}^c$ becomes a biased estimator as terms $\bar{X}_{t,i,q}$ are dependent. Therefore, we can not use the t -distribution for obtaining upper confidence bounds. However, we can use the following methods in such cases: batching, jackknifing, and splitting. These methods generate new observations from the correlated observations that can be used for the mean reward estimation and designing the confidence bounds for arms, as discussed next.

5.1 Jackknifing

In statistics, jackknifing is a well-known re-sampling technique that is useful for variance and bias estimation. We refer the readers to (Efron, 1982; Efron and Gong, 1983) for an informative review of jackknifing. We start with a classical presentation of jackknifing for control variates (Lavenberg et al., 1982). Let $\hat{\mu}_{s,i,q}^{c,-j}$ be the estimate of the mean reward that is computed without \bar{X}_j . Let $Y_{j,i,q}^J = \hat{\mu}_{s,i,q}^c - (s-1)\hat{\mu}_{s,i,q}^{c,-j}$, which is sometimes called the j^{th} pseudo-value, is used for mean estimation.

5.2 Splitting

Splitting is a technique to split the correlated observations into two or more groups, compute an estimate of β_i from each group, then exchange the estimates among the groups. Nelson (1990) considers an extreme form of splitting, where he splits s observations into s groups. The j^{th} observation is given by

$$Y_{j,i,q}^S = X_{j,i} + \hat{\beta}_i^{*-j} (\omega - \mathbf{W}_{j,i}), \quad j \in [s],$$

where $\hat{\beta}_i^{*-j}$ is estimated without j^{th} observation and $\mathbf{W}_{j,i} = (W_{j,i,1}, \dots, W_{j,i,q})$ is the control variates vector with q elements, which is associated with reward $X_{j,i}$.

5.3 Batching

The batching is well known method used for calculating confidence intervals for means of a sequence of correlated observations (Conway, 1963; Schmeiser, 1982). Batching transforms correlated observations into smaller uncorrelated and (almost) normally distributed observations called batch means. Let $\bar{X}_{1,i}, \bar{X}_{2,i}, \dots, \bar{X}_{s,i}$ be the correlated observations from arm $i \in [K]$. These can be transformed into b batch means, where each batch mean uses $m = \lfloor s/b \rfloor$ correlated observations. The j^{th} mean batch is given by

$$Y_{j,i,q}^B = \frac{1}{m} \sum_{i=(j-1)m+1}^{jm} \bar{X}_{s,i,q}, \quad j \in \{1, 2, \dots, b\}.$$

The cost for batching is the loss of degrees of freedom. Nelson (1989) quantifies this cost in terms of the variance estimator when $\{\bar{X}_i\}$ is supposed to be having a multivariate normal distribution. These results hold for any batch size (m), which makes batch means normally distributed uncorrelated observations.

5.4 Algorithm

In this section, we discuss the algorithm that uses previously discussed methods when the rewards and associated control variates follow the general distribution.

Let $\hat{\nu}_{N_i(t),i,q}^G$ be the sample variance of mean reward estimator ($\hat{\mu}_{s,i,q}^{c,G}$) for arm i when using batching, jackknifing, or splitting. We define the optimistic upper bound for mean reward estimate as follows:

$$\text{UCB}_{t,i,q}^G = \hat{\mu}_{N_i(t),i,q}^{c,G} + V_{t,N_i(t),q}^G \sqrt{\hat{\nu}_{N_i(t),i,q}^G}$$

The value of $\hat{\mu}_{s,i,q}^{c,G} = \frac{1}{s} \sum_{j=1}^s Y_{j,i,q}^G$, $V_{t,s,q}^G$ is the $100(1 - 1/t^2)$ th percentile value of the t -distribution with $s - 1$ degrees of freedom, and $\hat{\nu}_{s,i,q}^G = (s(s - 1))^{-1} \sum_{j=1}^s (Y_{j,i,q}^G - \hat{\mu}_{s,i,q}^{c,G})^2$ for jackknifing (replacing $Y_{j,i,q}^G$ by $Y_{j,i,q}^J$) and splitting (replacing $Y_{j,i,q}^G$ by $Y_{j,i,q}^S$). For batching method, $N_i(t)$ is replaced by $M_i(t)$, which is the number of batch means until round t , $\hat{\mu}_{s,i,q}^{c,B} = \frac{1}{\lfloor s/b \rfloor} \sum_{j=1}^{\lfloor s/b \rfloor} Y_{j,i,q}^B$, $V_{t,s,q}^B$ is the $100(1 - 1/t^2)$ th percentile value of the t -distribution with $\lfloor s/b \rfloor - q - 1$ degrees of freedom, and $\hat{\nu}_{s,i,q}^G$ is computed using Lemma 4 with $\lfloor s/b \rfloor$ observations.

The general distribution case, we can use **UCB-CV** with the appropriate value of Q and replacing $\text{UCB}_{t,i}$ by $\text{UCB}_{t,i,q}^G$. Next, we give regret upper bound for such algorithm.

Theorem 2. Let $\mathbb{E}[X_i | \mathbf{W}_i = \mathbf{v}] = \mu_i + \beta_i^*(\omega - \mathbf{v})$ and $\text{Var}(X_i | \mathbf{W}_i = \mathbf{v}) = \sigma^2$ independent of \mathbf{W}_i . Then the variant of **UCB-CV** that computed upper confidence bounds using $\text{UCB}_{t,i,q}^G$ has regret:

$$\mathfrak{R}_T \leq O \left(\sum_{i \neq i^*} \frac{A_G^i (V_{T,T,q}^G)^2 (1 - \rho_i^2) \sigma_i^2 + B_G^i}{\Delta_i} \right),$$

where the values of A_G^i and B_G^i depend on the method used for the computation of $\text{UCB}_{t,i,q}^G$.

The value of B_G^i is a problem-dependent constant, which depends on sub-optimality gap Δ_i (see Appendix for more details), and A_G^i plays a similar role as $C_{T,i,q}$ (see Appendix for more details). The value of $A_G^i \rightarrow 1$ as $T \rightarrow \infty$ in Batching and Splitting methods. Whereas in Jackknifing method, the value of $A_G^i \rightarrow 1 + e$ as $T \rightarrow \infty$, where the value of e is $\mathbf{E}[V^\top HV]$.

6 Experiments

We empirically evaluate the performance of **UCB-CV** on different synthetically generated problem instances. For all the problem instances, we use $K = 10$ arms and $q = 1$ control variate. We repeated all experiments 100 times and plotted the regret with a 95% confidence interval (the vertical line on each curve shows the confidence interval). The details of the experimental results are given as follows.

Comparison with existing algorithms We compare performance of **UCB-CV** with stochastic multi-armed algorithms bandits like UCB1 (Auer et al., 2002), UCB-V (Audibert et al., 2009b), Thompson Sampling (Agrawal and Goyal, 2013), and EUCEV (Mukherjee et al., 2018). We use different problem instances for comparison whose details are given as follows:

Instance 1: The reward and associated control variate of this instance have a multivariate normal distribution. The reward of each arm has two components. We treated one of the components as control variates. In round t , the reward of arm i is given as follows:

$$X_{t,i} = V_{t,i} + W_{t,i},$$

where $V_{t,i} \sim \mathcal{N}(\mu_{v,i}, \sigma_{v,i}^2)$ and $W_{t,i} \sim \mathcal{N}(\mu_{w,i}, \sigma_{w,i}^2)$. Therefore, $X_{t,i} \sim \mathcal{N}(\mu_{v,i} + \mu_{w,i}, \sigma_{v,i}^2 + \sigma_{w,i}^2)$. We treat W_i as a control variate of associated with reward X_i . It can be easily shown that the correlation coefficient of X_i and W_i is $\rho_i = \sqrt{\sigma_{w,i}^2 / (\sigma_{v,i}^2 + \sigma_{w,i}^2)}$. We set means as $\mu_{v,i} = 0.6 - (i - 1) * 0.05$ and $\mu_{w,i} = 0.35$ for arm $i \in [K]$. The value of $\sigma_{v,i}^2 = 0.1$ and $\sigma_{w,i}^2 = 0.1$ for all arms. Note that the problem instance has the same control variate for all arms, but all the control variates observations for each arm are maintained separately.

Instance 2: It is same as the Instance 1 except each arm has a different control variate associated with its reward. The mean value of the control variate associated with arm i is given as $\mu_{w,i} = 0.8 - (i - 1) * 0.05$.

Instance 3: In this problem instance, the reward of each arm is some function of control variate W , which is the same across all arms, but its observations are maintained separately for each arm. The control variate W is sampled from the interval $[0, 1]$ uniform at random. The reward of arm i is given as $X_i = 1/(1 + iW)$.

The regret of different algorithms for Instance 1 is shown in Fig. 2a, Instance 2 in Fig. 2b, and Instance 3 in Fig. 2c. As shown in Fig. 2, **UCB-CV** outperforms all the algorithms. We observe that Thomson Sampling has a large regret for normally distributed reward and control variates. Hence, we have not added regret of Thomson Sampling for Instance 1 and 2. Note that **UCB-CV** does not require a bounded support assumption, which is needed in all other algorithms. The regret of the EUCBV algorithm is closest to **UCB-CV**, but EUCBV can stick with the sub-optimal arm as it uses an arm elimination-based strategy, which has a small probability of eliminating the optimal arm.

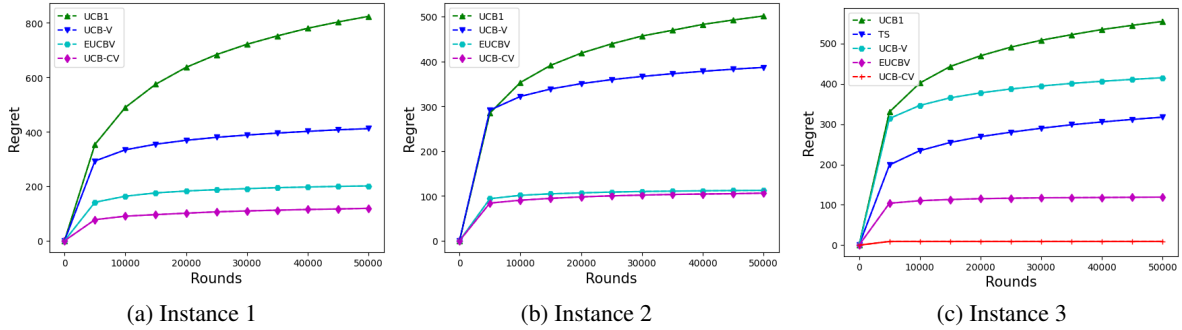


Figure 2: Comparing regret incurred by different multi-armed bandits algorithms with the regret incurred by **UCB-CV**.

Regret of UCB-CV vs Correlation Coefficient The performance of **UCB-CV** depends on the correlation coefficient of the reward and associated control variates – larger the correlation coefficient, the smaller is the regret. We have derived problem instances from the following instance having different correlation coefficients.

Instance 4: Similar to the Instance 1, the reward and associated control variates have a multivariate normal distribution. Further, the reward also has two components. We set means as $\mu_{v,i} = 6.0 - (i - 1) * 0.5$ and $\mu_{w,i} = 4.0$ for arm $i \in [K]$. The value of $\sigma_{v,i}^2 = 1.0$ and $\sigma_{w,i}^2 = 1.0$ for all arms. Note that the problem instance has common control variate for all arms but all the observations maintains for each arms separately. Since the correlation coefficient of X_i and W_i is $\rho_i = \sqrt{\sigma_{w,i}^2 / (\sigma_{v,i}^2 + \sigma_{w,i}^2)}$, we have varied the value of $\sigma_{v,i}^2$ for having problem instances with different correlation coefficient. We set the value of $\sigma_{v,i}^2$ as one of the elements of list $\{1.0, 1.5., 2.0, 2.5, 3.0\}$, and as the value of $\sigma_{v,i}^2$ increases, the correlation coefficient of X_i and W_i decreases.

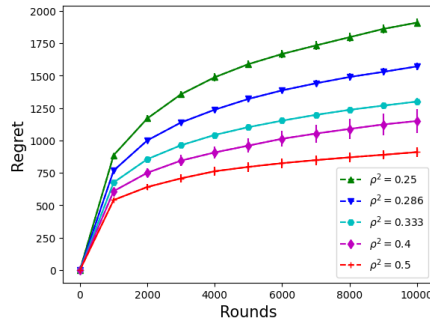


Figure 3: Regret of **UCB-CV** vs Varying Correlation Coefficient.

We have plotted the regret of **UCB-CV** for different problem instances. As expected, we observe that the regret decreases as the correlation coefficient of reward and its associated control variates increases as shown in Fig. 3.

Other experiments results with code are given in the supplementary material.

7 Conclusion

In this work, we studied stochastic multi-armed bandits problem with side information available in the form of control variate. Leveraging the linear control variates' variance reduction properties, we developed a variant of the UCB algorithm named UCB-CV. When reward and control variates have a multivariate normal distribution, we showed that the regret of UCB-CV, which is of the order $\mathcal{O}(\sigma^2(1 - \rho^2) \log T)$ where σ^2 is the maximum variance of arm rewards and ρ is the maximum correlation between the arm rewards and control variates. As expected, our the bounds showed that when the correlation between reward and control variates sample is strong, one can get significant improvement in regret performance. For the case where the reward and control variates follow a general distribution, we discussed the Jackknifing and splitting methods for variance reduction and gave bound on the regret of UCB-CV.

The variance reduction techniques based on control variates assume that the mean of the control variates is known. Which is then used in the control variates method to correct estimates of mean rewards in the right direction (thanks to the correlation) as given in Eq. (7). If the mean of control variates is unknown, we cannot find this error and hence cannot adjust the estimate of rewards in the right direction. Thus without knowledge of the mean of control variates, the potential gain from CV is lost. However, if the mean of the control variate is known with some error in practice, then we can still use it for variance reduction as in Pasupathy et al. (2012). In future work, we would like to study if only approximate values of the mean of the control variates are known, how does it affect the performance of the bandit algorithms. Another interesting direction to study how control variates are helpful if one has to rank the arms.

References

- Yasin Abbasi-Yadkori, Dávid Pál, and Csaba Szepesvári. Improved algorithms for linear stochastic bandits. In *Advances in Neural Information Processing Systems*, pages 2312–2320, 2011.
- Shipra Agrawal and Navin Goyal. Analysis of thompson sampling for the multi-armed bandit problem. In *Conference on Learning Theory*, pages 39–1, 2012.
- Shipra Agrawal and Navin Goyal. Further optimal regret bounds for thompson sampling. In *Artificial intelligence and statistics*, pages 99–107, 2013.
- Jean-Yves Audibert, Rémi Munos, and Csaba Szepesvári. Exploration–exploitation tradeoff using variance estimates in multi-armed bandits. *Theoretical Computer Science*, 410(19):1876 – 1902, 2009a.
- Jean-Yves Audibert, Rémi Munos, and Csaba Szepesvári. Exploration–exploitation tradeoff using variance estimates in multi-armed bandits. *Theoretical Computer Science*, 410(19):1876–1902, 2009b.
- Peter Auer and Ronald Ortner. Ucb revisited: Improved regret bounds for the stochastic multi-armed bandit problem. *Periodica Mathematica Hungarica*, 61(1-2):55–65, 2010.
- Peter Auer, Nicolo Cesa-Bianchi, and Paul Fischer. Finite-time analysis of the multiarmed bandit problem. *Machine learning*, pages 235–256, 2002.
- Zdravko Botev and Ad Ridder. Variance reduction. *Wiley StatsRef: Statistics Reference Online*, pages 1–6, 2014.
- Sébastien Bubeck, Nicolo Cesa-Bianchi, et al. Regret analysis of stochastic and nonstochastic multi-armed bandit problems. *Foundations and Trends® in Machine Learning*, 5(1):1–122, 2012.
- Olivier Chapelle and Lihong Li. An empirical evaluation of thompson sampling. In *Advances in neural information processing systems*, pages 2249–2257, 2011.
- Wei Chu, Lihong Li, Lev Reyzin, and Robert E Schapire. Contextual bandits with linear payoff functions. In *International Conference on Artificial Intelligence and Statistics*, pages 208–214, 2011.
- Richard W Conway. Some tactical problems in digital simulation. *Management science*, 10(1):47–61, 1963.
- Varsha Dani, Thomas P Hayes, and Sham M Kakade. Stochastic linear optimization under bandit feedback. In *COLT*, pages 355–366, 2008.
- Bradley Efron. *The jackknife, the bootstrap and other resampling plans*. SIAM, 1982.
- Bradley Efron and Gail Gong. A leisurely look at the bootstrap, the jackknife, and cross-validation. *The American Statistician*, 37(1):36–48, 1983.
- Sarah Filippi, Olivier Cappé, Aurélien Garivier, and Csaba Szepesvári. Parametric bandits: The generalized linear case. In *Advances in Neural Information Processing Systems*, pages 586–594, 2010.
- Aurélien Garivier and Olivier Cappé. The kl-ucb algorithm for bounded stochastic bandits and beyond. In *Proceedings of the 24th annual Conference On Learning Theory*, pages 359–376, 2011.

- F Hayashi. *Econometrics*. Princeton University Press, 2000.
- Junya Honda and Akimichi Takemura. An asymptotically optimal bandit algorithm for bounded support models. In *COLT*, pages 67–79. Citeseer, 2010.
- BAP James. Variance reduction techniques. *Journal of the Operational Research Society*, 36(6):525–530, 1985.
- Kwang-Sung Jun, Aniruddha Bhargava, Robert Nowak, and Rebecca Willett. Scalable generalized linear bandits: Online computation and hashing. In *Advances in Neural Information Processing Systems*, pages 99–109, 2017.
- Emilie Kaufmann, Nathaniel Korda, and Rémi Munos. Thompson sampling: An asymptotically optimal finite-time analysis. In *International Conference on Algorithmic Learning Theory*, pages 199–213. Springer, 2012.
- Tor Lattimore and Csaba Szepesvári. *Bandit Algorithms*. Cambridge University Press, 2020. doi: 10.1017/9781108571401.
- Stephen S Lavenberg and Peter D Welch. A perspective on the use of control variables to increase the efficiency of monte carlo simulations. *Management Science*, 27(3):322–335, 1981.
- Stephen S Lavenberg, Thomas L Moeller, and Peter D Welch. Statistical results on control variables with application to queueing network simulation. *Operations Research*, 30(1):182–202, 1982.
- Lihong Li, Wei Chu, John Langford, and Robert E Schapire. A contextual-bandit approach to personalized news article recommendation. In *Proceedings of the 19th international conference on World wide web*, pages 661–670. ACM, 2010.
- Lihong Li, Yu Lu, and Dengyong Zhou. Provably optimal algorithms for generalized linear contextual bandits. In *International Conference on Machine Learning*, pages 2071–2080, 2017.
- Tyler Lu, David Pal, and Martin Pal. Contextual multi-armed bandits. In *Proceedings of the Thirteenth International Conference on Artificial Intelligence and Statistics*, volume 9 of *Proceedings of Machine Learning Research*, pages 485–492, 2010.
- Subhojyoti Mukherjee, KP Naveen, Nandan Sudarsanam, and Balaraman Ravindran. Efficient-ucbv: An almost optimal algorithm using variance estimates. In *Proceedings of the AAAI Conference on Artificial Intelligence*, volume 32, 2018.
- Barry L Nelson. Batch size effects on the efficiency of control variates in simulation. *European Journal of Operational Research*, 43(2):184–196, 1989.
- Barry L Nelson. Control variate remedies. *Operations Research*, 38(6):974–992, 1990.
- Raghu Pasupathy, Bruce W Schmeiser, Michael R Taaffe, and Jin Wang. Control-variate estimation using estimated control means. *IIE Transactions*, 44(5):381–385, 2012.
- Vianney Perchet and Philippe Rigollet. The multi-armed bandit problem with covariates. *The Annals of Statistics*, 41(2):693–721, 2013.
- Paat Rusmevichientong and John N Tsitsiklis. Linearly parameterized bandits. *Mathematics of Operations Research*, 35(2):395–411, 2010.
- Bruce Schmeiser. Batch size effects in the analysis of simulation output. *Operations Research*, 30(3):556–568, 1982.
- William R Thompson. On the likelihood that one unknown probability exceeds another in view of the evidence of two samples. *Biometrika*, 25(3/4):285–294, 1933.
- Sara A Van De Geer. Least squares estimation. *Encyclopedia of statistics in behavioral science*, 2005.
- Lijun Zhang, Tianbao Yang, Rong Jin, Yichi Xiao, and Zhi-hua Zhou. Online stochastic linear optimization under one-bit feedback. In *International Conference on Machine Learning*, pages 392–401, 2016.

Supplementary Material

A Control Variates and Regression Theory

Consider the following regression problem with n samples and p features:

$$Y_i = \mathbf{X}_i^\top \boldsymbol{\theta} + \varepsilon_i, \quad i \in \{1, 2, \dots, n\}$$

where $Y_i \in \mathbb{R}$ is the i^{th} target variable, $\mathbf{X}_i \in \mathbb{R}^p$ is the i^{th} feature vector, $\boldsymbol{\theta} \in \mathbb{R}^p$ is the unknown regression parameters, and ε_i is a normally distributed noise with mean 0 and constant variance σ^2 . The values of noise ε_i form a IID sequence and are independent of \mathbf{X}_i . Let

$$\mathbf{Y} = \begin{pmatrix} Y_1 \\ \vdots \\ Y_n \end{pmatrix}, \quad \mathbf{X} = \begin{pmatrix} X_{11} & \dots & X_{1p} \\ \vdots & \dots & \vdots \\ X_{n1} & \dots & X_{np} \end{pmatrix}, \quad \text{and} \quad \boldsymbol{\varepsilon} = \begin{pmatrix} \varepsilon_1 \\ \vdots \\ \varepsilon_n \end{pmatrix}.$$

The least square estimator is given by $\hat{\boldsymbol{\theta}} = (\mathbf{X}^\top \mathbf{X})^{-1} \mathbf{X}^\top \mathbf{Y}$. Next we give the finite sample properties of $\hat{\boldsymbol{\theta}}$ that are useful to prove the regret upper bounds.

Fact 1. *The finite sample properties of the least square estimator of $\boldsymbol{\theta}$:*

1. $\mathbb{E} [\hat{\boldsymbol{\theta}} | \mathbf{X}] = \boldsymbol{\theta}$, (unbiased estimator)
2. $\text{Var}(\hat{\boldsymbol{\theta}} | \mathbf{X}) = \sigma^2 (\mathbf{X}^\top \mathbf{X})^{-1}$, and (expression for the variance)
3. $\text{Var}(\hat{\theta}_i | \mathbf{X}) = \sigma^2 (\mathbf{X}^\top \mathbf{X})_{ii}^{-1}$, (element-wise variance)

where $(\mathbf{X}^\top \mathbf{X})_{ii}^{-1}$ is the ii -element of the matrix $(\mathbf{X}^\top \mathbf{X})^{-1}$.

The first two properties are derived from Proposition 1.1 of (Hayashi, 2000), whereas the third property is taken from (Van De Geer, 2005). Next we give the finite sample properties of estimator of variance σ^2 .

Fact 2. (Hayashi, 2000, Proposition 1.2) *Let $\hat{\sigma}^2 = \frac{1}{n-p} \sum_{i=1}^n (Y_i - \mathbf{X}_i^\top \hat{\boldsymbol{\theta}})^2$ be estimator of σ^2 and $n > p$ (so that $\hat{\sigma}^2$ is well defined). Then $\mathbb{E} [\hat{\sigma}^2 | \mathbf{X}] = \sigma^2$ which implies that $\hat{\sigma}^2$ is a unbiased estimator of σ^2 .*

Now recall the unknown parameter estimation problem with q control variates and t observations:

$$\bar{X}_s = X_s + \hat{\boldsymbol{\beta}}^{*\top} (\boldsymbol{\omega} - \mathbf{W}_s), \quad s \in \{1, 2, \dots, t\}.$$

where the subscript for arm index i and number of control variates q are dropped for simplicity. Under the assumption of multivariate normal distribution, we can write \bar{X}_s as follows:

$$\bar{X}_s = \mu + \boldsymbol{\beta}^{*\top} (\boldsymbol{\omega} - \mathbf{W}_s) + \varepsilon_s,$$

where $\varepsilon_1, \dots, \varepsilon_t$ are IID normally distributed random variables with mean 0 and variance σ^2 . Let

$$\bar{\mathbf{X}} = \begin{pmatrix} \bar{X}_1 \\ \vdots \\ \bar{X}_t \end{pmatrix}, \quad \mathbf{Y} = \begin{pmatrix} 1 & \omega_1 - W_{11} & \dots & \omega_q - W_{1q} \\ \vdots & \vdots & \dots & \vdots \\ 1 & \omega_1 - W_{t1} & \dots & \omega_q - W_{tq} \end{pmatrix}, \quad \boldsymbol{\gamma} = \begin{pmatrix} \mu \\ \boldsymbol{\beta}^* \end{pmatrix}, \quad \text{and} \quad \boldsymbol{\varepsilon} = \begin{pmatrix} \varepsilon_1 \\ \vdots \\ \varepsilon_t \end{pmatrix}.$$

Now let the least square estimator of μ be $\hat{\mu}$ and $\boldsymbol{\beta}^*$ be $\hat{\boldsymbol{\beta}}^*$. Then using Fact 1,

$$\text{Var}(\hat{\mu}) = \sigma^2 (\mathbf{Y}^\top \mathbf{Y})_{11}^{-1}$$

where $(\mathbf{Y}^\top \mathbf{Y})_{11}^{-1}$ is the upper left most element of matrix $(\mathbf{Y}^\top \mathbf{Y})^{-1}$ (Schmeiser, 1982). Recall definitions of $\mathbf{S}_{W_i W_i}$, $\hat{\mu}_{t,i}^c$, and $\hat{\omega}_i$ (and ignore the arm index for now), Then after t observations, the estimator of $\text{Var}(\hat{\mu})$ is given by

$$\hat{\nu}_t = \frac{Z_t \hat{\sigma}^2(t)}{t} \tag{11}$$

where $Z_t = \left(1 + \frac{(\hat{\boldsymbol{\omega}}_t - \boldsymbol{\omega})^\top \mathbf{S}_{W W}^{-1} (\hat{\boldsymbol{\omega}}_t - \boldsymbol{\omega})}{1-t}\right)$ and $\hat{\sigma}^2(t) = \frac{1}{t-q-1} \sum_{s=1}^t (\bar{X}_s - \hat{\mu}_t^c)^2$ (Nelson, 1990). Using Fact 2, $\hat{\sigma}^2(t)$ is an unbiased estimator of $\sigma^2(t)$. Next, we give the fundamental results of control variates estimators.

Fact 3. (Nelson, 1990, Theorem 1) Let $Z_s = (X_s, W_{s1}, \dots, W_{sq})^\top$. Suppose that $\{Z_1, \dots, Z_t\}$ are IID $(q + 1)$ -variate normally distributed vectors with mean vector $(\mu, \omega)^\top$ and variance Σ_{ZZ} . Then

$$\begin{aligned}\mathbb{E}[\hat{\mu}_t^c] &= \mu, \\ \text{Var}(\hat{\mu}_t^c) &= \frac{t-2}{t-q-2}(1-\rho^2)\text{Var}(\hat{\mu}_t), \\ \mathbb{E}[\hat{\nu}_t] &= \text{Var}(\hat{\mu}_t^c), \\ \mathbb{P}\left\{\hat{\mu}_t^c - V_{v,t,q}\sqrt{\hat{\nu}_t} \leq \mu\right\} &= 1 - 1/v^2, \text{ and} \\ \mathbb{P}\left\{\hat{\mu}_t^c + V_{v,t,q}\sqrt{\hat{\nu}_t} \geq \mu\right\} &= 1 - 1/v^2,\end{aligned}$$

where $\rho^2 = \sigma_{XW}\Sigma_{WW}^{-1}\sigma_{WX}^\top/\sigma^2$ is the square of the multiple correlation coefficient, $\sigma^2 = \text{Var}(X)$, $\sigma_{XW} = (\text{Cov}(X, W_1), \dots, \text{Cov}(X, W_q))$, and $V_{v,t,q}$ is the $100(1 - 1/v^2)^{\text{th}}$ percentile value of the t -distribution with $t - q - 1$ degrees of freedom.

Fact 4. (Nelson, 1990, Theorem 2) Let $\gamma = (\mu, \beta^*)^\top$ be a $(q + 1) \times 1$ -vector of constants. If $\mathbb{E}[X_s | \mathbf{W}_s = \mathbf{v}_s] = \mu + \hat{\beta}^*(\omega - \mathbf{v}_s)$, and $\text{Var}(X_s | \mathbf{W}_s = \mathbf{v}_s) = \sigma^2$ is independent of \mathbf{W} . Then $\mathbb{E}[\hat{\mu}_t^c] = \mu$ and $\mathbb{E}[\hat{\nu}_t] = \text{Var}(\hat{\mu}_t^c)$. If the conditional distribution of X_s given \mathbf{W}_s is univariate normal distribution then $\mathbb{P}\left\{|\hat{\mu}_t^c - \mu| \leq V_{v,t,q}\sqrt{\hat{\nu}_t}\right\} = 1 - 2/v^2$.

The Fact 4 shows that a linear regression implies that $\hat{\mu}_t^c$ is unbiased (Fact 1), with constant conditional variance condition ensures that the variance estimator is also unbiased, and normality of the conditional distribution of X given \mathbf{W}_s leads to a valid confidence interval. Next, we show that the variance of all observations with control variates are same even though they are correlated.

Lemma 7. Let $\{X_1, \dots, X_n\}$ and $\{W_1, \dots, W_n\}$ are IID sequences. If X_i and W_i are correlated random variables, $\beta_n^* = f(\{X_i, W_i\}_{i=1}^n)$, and $\omega = \mathbb{E}[W_i]$ then the variance of $(X_i + \beta_n^*(W_i - \omega))$ is constant for all $i \in [n]$.

Proof. Let $\mathbb{E}[X_i] = \mu$, $\mathbb{E}[W_i] = \omega$, $\text{Cov}(X_i, W_i) = \rho$, and $\text{Var}(X_i) = \sigma^2$. We will show that $\text{Var}(X_i + \beta_n^*(W_i - \omega))$ does not depend on i^{th} observations as follows:

$$\begin{aligned}\text{Var}(X_i + \beta_n^*(W_i - \omega)) &= \text{Var}(X_i) + \text{Var}(\beta_n^*(W_i - \omega)) + 2\text{Cov}(X_i, \beta_n^*(W_i - \omega)) \\ &= \sigma^2 + \text{Var}(\beta_n^*(W_i - \omega)) + 2(\mathbb{E}[X_i\beta_n^*(W_i - \omega)] - \mathbb{E}[\beta_n^*]\mathbb{E}[X_i(W_i - \omega)]).\end{aligned}\quad (12)$$

Using law of total variance i.e., $\text{Var}(X) = \mathbb{E}[\text{Var}(X|Y)] + \text{Var}(\mathbb{E}[X|Y])$, we simply $\text{Var}(\beta_n^*(W_i - \omega))$ with $X = \beta_n^*(W_i - \omega)$ and $Y = (W_i - \omega)$,

$$\text{Var}(\beta_n^*(W_i - \omega)) = \mathbb{E}[\text{Var}(\beta_n^*(W_i - \omega)|(W_i - \omega))] + \text{Var}(\mathbb{E}[\beta_n^*(W_i - \omega)|(W_i - \omega)]).\quad (13)$$

We can simply $\text{Var}(Xf(Y)|Y)$ as follows:

$$\begin{aligned}\text{Var}(Xf(Y)|Y) &= \mathbb{E}[X^2f(Y)^2|Y] - \mathbb{E}[Xf(Y)|Y]^2 \quad (\text{as } \text{Var}(X|Y) = \mathbb{E}[X^2|Y] - \mathbb{E}[X|Y]^2) \\ &= f(Y)^2\mathbb{E}[X^2|Y] - f(Y)^2\mathbb{E}[X|Y]^2 \quad (\text{as } \mathbb{E}[Xg(Y)|Y] = g(Y)\mathbb{E}[X|Y]) \\ &= f(Y)^2(\mathbb{E}[X^2|Y] - \mathbb{E}[X|Y]^2) \\ \text{Var}(Xf(Y)|Y) &= f(Y)^2\text{Var}(X|Y).\end{aligned}\quad (\text{by conditional variance definition})\quad (14)$$

Using Eq. (14) with $X = \beta_n^*$, $Y = W_i - \omega$, and $f(Y) = W_i - \omega$ in Eq. (13), we have

$$\text{Var}(\beta_n^*(W_i - \omega)) = \mathbb{E}[(W_i - \omega)^2\text{Var}(\beta_n^*(W_i - \omega))] + \text{Var}((W_i - \omega)\mathbb{E}[\beta_n^*(W_i - \omega)]).\quad (15)$$

The $g_v(W_i) = \text{Var}(\beta_n^*(W_i - \omega))$ is a function of W_i , whereas $h_e(W_i) = \mathbb{E}[(W_i - \omega)g_v(W_i)]$ is a function of W_i . Since W_i belongs to a IID sequence, the value of $h_e(W_i)$ is going to be constant and independent of W_i . Similarly, $g_e(W_i) = \mathbb{E}[\beta_n^*(W_i - \omega)]$ is a function of W_i and $h_v(W_i) = \text{Var}((W_i - \omega)g_e(W_i))$ is also a function of W_i . As W_i belongs to a IID sequence, the value of $h_v(W_i)$ is also going to be constant and independent of W_i . Therefore, the $\text{Var}(\beta_n^*(W_i - \omega)) = C_v$ is constant and independent of W_i .

Now, we will simply $\mathbb{E}[X_i\beta_n^*(W_i - \omega)]$ as follows:

$$\mathbb{E}[X_i\beta_n^*(W_i - \omega)] = \mathbb{E}[\mathbb{E}[X_i\beta_n^*(W_i - \omega) | X_i, W_i]] \quad (\text{by law of iterated expectation})$$

$$= \mathbb{E} [X_i(W_i - \omega)\mathbb{E} [\beta_n^*|X_i, W_i]].$$

Here $g_{xw}(X_i, W_i) = \mathbb{E} [\beta_n^*|X_i, W_i]$ is a function of X_i and W_i , whereas $h_{xw}(X_i, W_i) = \mathbb{E} [X_i(W_i - \omega)g_{xw}(X_i, W_i)]$ is also a function of X_i and W_i . Since both X_i and W_i belong to the IID sequences, the value of $h_{xw}(X_i, W_i) = C_e$ is going to be constant and independent of X_i and W_i .

Now we will expand $\mathbb{E} [X_i(W_i - \omega)]$ as follows:

$$\begin{aligned} \mathbb{E} [X_i(W_i - \omega)] &= \mathbb{E} [X_i W_i] - \omega \mathbb{E} [X_i] \\ &= \text{Cov}(X_i, W_i) + \mathbb{E} [X_i] \mathbb{E} [W_i] - \omega \mu \\ &= \rho + \mu\omega - \mu\omega = \rho \\ \implies \mathbb{E} [X_i(W_i - \omega)] &= \rho. \end{aligned}$$

Note that β_n^* is unbiased estimator of correlation, whose expected value is going to be constant i.e., $\mathbb{E} [\beta_n^*] = C_{\beta^*}$. Now we can rewrite Eq. (12) as follows:

$$\text{Var}(X_i + \beta_n^*(W_i - \omega)) = \sigma^2 + C_v + 2(C_e - C_{\beta^*}\rho),$$

which is a constant value. This concludes our proof that variance of all observations is same. \square

B Missing proofs from Section 4

Theorem 1 of Nelson (1990) shows that the empirical mean with control variate is an unbiased estimator for a given number of samples (as stated in Lemma 5). Our next result adapts the concentration bound given in Theorem 1 of Nelson (1990) for a given number of samples.

Lemma 2. *Let s be the number of rewards and associated control variates samples from arm i in round t . Then*

$$\mathbb{P} \left\{ |\hat{\mu}_{s,i}^c - \mu_i| \geq V_{t,s,1} \sqrt{\hat{\nu}_{s,i}} \right\} = 2/t^2,$$

where $V_{t,s,1}$ denote $100(1 - 1/t^2)^{\text{th}}$ percentile value of the t -distribution with $s - 2$ degrees of freedom and $\hat{\nu}_{s,i}$ is an unbiased estimator for variance of $\hat{\mu}_{s,i}^c$.

Proof. The proof follows from Fact 4 with $q = 1$ control variates and replacing other parameters with arms specific parameters for s observations of arm rewards and associated control variate, i.e., $\hat{\mu}_s^c$ by $\hat{\mu}_{s,i}^c$, μ by μ_i , and $\hat{\nu}_s$ by $\hat{\nu}_{s,i}$.

Note that we use t -distribution for confidence intervals, hence the value of $\mathbb{P} \left\{ |\hat{\mu}_{s,i}^c - \mu_i| \geq V_{t,s,1} \sqrt{\hat{\nu}_{s,i}} \right\}$ depends only on the value of $V_{t,s,1}$. Now using following simple algebraic manipulations, we have

$$\begin{aligned} \mathbb{P} \left\{ |\hat{\mu}_{s,i}^c - \mu_i| \geq V_{t,s,1} \sqrt{\hat{\nu}_{s,i}} \right\} &= 1 - \mathbb{P} \left\{ |\hat{\mu}_{s,i}^c - \mu_i| \leq V_{t,s,1} \sqrt{\hat{\nu}_{s,i}} \right\} \\ &= 1 - \left(1 - \frac{2}{t^2} \right) \quad \text{(using Fact 4)} \\ \implies \mathbb{P} \left\{ |\hat{\mu}_{s,i}^c - \mu_i| \geq V_{t,s,1} \sqrt{\hat{\nu}_{s,i}} \right\} &= 2/t^2. \quad \square \end{aligned}$$

Lemma 1. *Let the reward and control variate of each arm have a multivariate normal distribution. After observing s samples of reward and control variate from arm i , define $\hat{\nu}_{s,i} = \frac{Z_s \hat{\sigma}_{c,i}^2(s)}{s}$, where*

$$Z_s = \left(1 - \frac{(\sum_{r=1}^s (W_r - \omega))^2}{s \sum_{r=1}^s (W_r - \omega)^2} \right)^{-1}$$

and

$$\hat{\sigma}_{c,i}^2(s) = \frac{1}{s-2} \sum_{r=1}^s (\bar{X}_r - \hat{\mu}_{s,i}^c)^2,$$

then $\hat{\nu}_{s,i}$ is an unbiased variance estimator of $\hat{\mu}_{s,i}^c$, i.e., $\mathbb{E}[\hat{\nu}_{s,i}] = \text{Var}(\hat{\mu}_{s,i}^c)$.

Proof. Using Fact 1, we know the variance of estimator for arm i with one control variate is

$$\text{Var}(\hat{\mu}_{s,i}^c) = \sigma_{c,i}^2 (\mathbf{Y}^\top \mathbf{Y})_{11}^{-1},$$

where $\text{Var}(\bar{X}_i) = \sigma_{c,i}^2$ and

$$\mathbf{Y} = \begin{pmatrix} 1 & \omega - W_1 \\ \vdots & \vdots \\ 1 & \omega - W_s \end{pmatrix}.$$

Now we compute the value of $(\mathbf{Y}^\top \mathbf{Y})_{11}^{-1}$. First we get the $\mathbf{Y}^\top \mathbf{Y}$ as follows:

$$\mathbf{Y}^\top \mathbf{Y} = \begin{pmatrix} 1 & \dots & 1 \\ \omega - W_1 & \dots & \omega - W_s \end{pmatrix} \begin{pmatrix} 1 & \omega - W_1 \\ \vdots & \vdots \\ 1 & \omega - W_s \end{pmatrix} = \begin{pmatrix} s & \sum_{r=1}^s (\omega - W_r) \\ \sum_{r=1}^s (\omega - W_r) & \sum_{r=1}^s (\omega - W_r)^2 \end{pmatrix}.$$

Now we the $(\mathbf{Y}^\top \mathbf{Y})^{-1}$ as follows:

$$(\mathbf{Y}^\top \mathbf{Y})^{-1} = \frac{1}{s \sum_{r=1}^s (\omega - W_r)^2 - (\sum_{r=1}^s (\omega - W_r))^2} \begin{pmatrix} \sum_{r=1}^s (\omega - W_r)^2 & -\sum_{r=1}^s (\omega - W_r) \\ -\sum_{r=1}^s (\omega - W_r) & s \end{pmatrix}.$$

The value of $(\mathbf{Y}^\top \mathbf{Y})_{11}^{-1}$ given as

$$\begin{aligned} (\mathbf{Y}^\top \mathbf{Y})_{11}^{-1} &= \frac{\sum_{r=1}^s (\omega - W_r)^2}{s \sum_{r=1}^s (\omega - W_r)^2 - (\sum_{r=1}^s (\omega - W_r))^2} \\ &= \frac{1}{s \left(1 - \frac{(\sum_{r=1}^s (\omega - W_r))^2}{s \sum_{r=1}^s (\omega - W_r)^2} \right)} \\ &= \frac{1}{s \left(1 - \frac{(\sum_{r=1}^s (\omega - W_r))^2}{s \sum_{r=1}^s (\omega - W_r)^2} \right)^{-1}} \\ &= \frac{1}{s \left(1 - \frac{(\sum_{r=1}^s (W_r - \omega))^2}{s \sum_{r=1}^s (W_r - \omega)^2} \right)^{-1}} \\ \implies (\mathbf{Y}^\top \mathbf{Y})_{11}^{-1} &= \frac{Z_s}{s}, \end{aligned}$$

where $Z_s = \left(1 - \frac{(\sum_{r=1}^s (W_r - \omega))^2}{s \sum_{r=1}^s (W_r - \omega)^2} \right)^{-1}$. After s observations of rewards and associated control variates from arm i , the estimator of $\text{Var}(\hat{\mu})$ is given by

$$\hat{\nu}_{s,i} = \frac{Z_s \hat{\sigma}_{c,i}^2(s)}{s}$$

where $\hat{\sigma}_{c,i}^2(s) = \frac{1}{s-2} \sum_{r=1}^s (\bar{X}_r - \hat{\mu}_{s,i}^c)^2$ is the unbiased estimator of $\sigma_{c,i}^2$ (by Fact 2). Further, $\mathbb{E}[\hat{\nu}_{s,i}] = \text{Var}(\hat{\mu}_{s,i}^c)$ (by Fact 4) which implies that $\hat{\nu}_{s,i}$ is an unbiased estimator of $\text{Var}(\hat{\mu}_{s,i}^c)$. \square

Lemma 3. Let s be the number of rewards and associated control variates samples from arm i in round t . Then

$$\mathbb{P} \left\{ |\hat{\mu}_{s,i,q}^c - \mu_i| \geq V_{t,s,q} \sqrt{\hat{\nu}_{s,i,q}} \right\} \leq 2/t^2.$$

where $V_{t,s,q}$ is the $100(1 - 1/t^2)^{\text{th}}$ percentile value of the t -distribution with $s - q - 1$ degrees of freedom and $\hat{\nu}_{s,i,q}$ is an unbiased estimator for variance of $\hat{\mu}_{s,i,q}^c$.

Proof. The proof follows from Fact 4 with q control variates and replacing other parameters with arms specific parameters for s observations of arm rewards and associated control variate, i.e., $\hat{\mu}_s^c$ by $\hat{\mu}_{s,i}^c$, μ by μ_i , and $\hat{\nu}_s$ by $\hat{\nu}_{s,i}$. As we use t -distribution for confidence intervals, the value of $\mathbb{P} \left\{ |\hat{\mu}_{s,i,q}^c - \mu_i| \geq V_{t,s,q} \sqrt{\hat{\nu}_{s,i,q}} \right\}$ depends only on the value of $V_{t,s,q}$. Now using following simple algebraic manipulations, we have

$$\begin{aligned} \mathbb{P} \left\{ |\hat{\mu}_{s,i,q}^c - \mu_i| \geq V_{t,s,q} \sqrt{\hat{\nu}_{s,i,q}} \right\} &= 1 - \mathbb{P} \left\{ |\hat{\mu}_{s,i,q}^c - \mu_i| \leq V_{t,s,q} \sqrt{\hat{\nu}_{s,i,q}} \right\} \\ &= 1 - \left(1 - \frac{2}{t^2} \right) \quad \text{(using Fact 4)} \\ \implies \mathbb{P} \left\{ |\hat{\mu}_{s,i,q}^c - \mu_i| \geq V_{t,s,q} \sqrt{\hat{\nu}_{s,i,q}} \right\} &= 2/t^2. \quad \square \end{aligned}$$

Lemma 4. Let s be the number of rewards and associated control variate samples. Then, the sample variance of mean reward estimator for arm i is given by

$$\hat{\nu}_{s,i,q} = \frac{Z_{s,q} \hat{\sigma}_{c,i,q}^2(s)}{s},$$

where

$$Z_{s,q} = \left(1 + \frac{(\hat{\omega}_{s,i} - \omega_i)^\top \mathbf{S}_{W_i}^{-1} (\hat{\omega}_{s,i} - \omega_i)}{1 - 1/s} \right)$$

and $\hat{\sigma}_{c,i}^2(s) = \frac{1}{s-q-1} \sum_{r=1}^s (\bar{X}_r - \hat{\mu}_{s,i}^c)^2$. Further, $\hat{\nu}_{s,i,q}$ is unbiased estimator.

Proof. Using Fact 1, we know the variance of estimator for arm i with one control variate is

$$\text{Var}(\hat{\mu}_{s,i}^c) = \sigma_{c,i}^2 (\mathbf{Y}^\top \mathbf{Y})_{11}^{-1}.$$

After having s observations of rewards and associated q control variates from arm i , we use Eq. (11) to get an unbiased estimator for $\text{Var}(\hat{\mu}_{s,i}^c)$ as follows:

$$\hat{\nu}_{s,i,q} = \frac{Z_{s,q} \hat{\sigma}_{c,i,q}^2(s)}{s} \quad (16)$$

where $Z_{s,q} = \left(1 + \frac{(\hat{\omega}_{s,i} - \omega_i)^\top \mathbf{S}_{W_i}^{-1} (\hat{\omega}_{s,i} - \omega_i)}{1 - 1/s} \right)$ and $\hat{\sigma}_{c,i,q}^2(s) = \frac{1}{s-q-1} \sum_{r=1}^s (\bar{X}_r - \hat{\mu}_{s,i}^c)^2$ (Nelson, 1990). Also note that $\hat{\sigma}_{c,i,q}^2(t)$ is an unbiased estimator of $\text{Var}(\bar{X}_i)$ (by Fact 2). \square

Lemma 5. Let reward and control variates have a multivariate normal distribution, $\mathbb{E}[X_i | \mathbf{W}_i = \mathbf{v}] = \mu_i + \hat{\beta}_i^*(\omega_i - \mathbf{v})$, and $\text{Var}(X_i | \mathbf{W}_i = \mathbf{v}) = \sigma^2$ is independent of \mathbf{W}_i . Then after having s observations of rewards and associated control variates from arm i ,

$$\begin{aligned} \mathbb{E}[\hat{\mu}_{s,i,q}^c] &= \mu_i, \text{ and} \\ \text{Var}(\hat{\mu}_{s,i,q}^c) &= \frac{s-2}{s-q-2} (1 - \rho_i^2) \text{Var}(\hat{\mu}_{s,i}), \end{aligned}$$

where $\rho_i^2 = \sigma_{X_i \mathbf{W}_i} \Sigma_{\mathbf{W}_i}^{-1} \sigma_{\mathbf{W}_i X_i}^\top / \sigma_i^2$ is the square of the multiple correlation coefficient, $\sigma_i^2 = \text{Var}(X_i)$, and $\sigma_{X_i \mathbf{W}_i} = (\text{Cov}(X_i, W_{i,1}), \dots, \text{Cov}(X_i, W_{i,q}))$.

Proof. From Fact 4, we know that the estimator ($\hat{\mu}_{s,i,q}^c$) and its variance estimator ($\hat{\nu}_{s,i,q}$) are unbiased estimator. Further, from Fact 3, we can get the expression mentioned in Lemma 5 for the variance of reward estimator ($\hat{\nu}_{s,i,q}$). \square

B.1 Proof of Regret Upper Bound

Similar to Bubeck et al. (2012), our following result defines three events and shows that the sub-optimal arm is only selected if one of these events are true.

Lemma 8. Let $N_i(t)$ be the number of times sub-optimal arm selected until t rounds. A sub-optimal arm i is selected by *UCB-CV* in round t if at least one of the three following events must be true:

1. $\hat{\mu}_{N_i^*(t), i^*, q}^c + V_{t, N_i^*(t), q} \sqrt{\hat{\nu}_{N_i^*(t), i^*, q}} \leq \mu_{i^*}$,
2. $\hat{\mu}_{N_i(t), i, q}^c - V_{t, N_i(t), q} \sqrt{\hat{\nu}_{N_i(t), i, q}} > \mu_i$, and
3. $N_i(t) < \frac{4V_{T, N_i(t), q}^2 Z_{N_i(t), q} \hat{\sigma}_{c,i,q}^2(N_i(t))}{\Delta_i^2}$.

Proof. Let assume that all three events are all false, then we have:

$$\begin{aligned} \text{UCB}_{t, i^*} &= \hat{\mu}_{N_i^*(t), i^*, q}^c + V_{t, N_i^*(t), q} \sqrt{\hat{\nu}_{N_i^*(t), i^*, q}} \\ &> \mu_{i^*} \\ &= \mu_i + \Delta_i \end{aligned} \quad (\text{if event 1 is false})$$

$$\begin{aligned}
&\geq \mu_i + 2V_{T,N_i(t),q} \sqrt{\frac{Z_{N_i(t),q} \hat{\sigma}_{c,i,q}^2(N_i(t))}{N_i(t)}} && \text{(if event 3 is false)} \\
&= \mu_i + 2V_{T,N_i(t),q} \sqrt{\hat{\nu}_{N_i(t),i,q}} && \left(\text{from Lemma 4, } \hat{\nu}_{N_i(t),i,q} = \frac{Z_{N_i(t),q} \hat{\sigma}_{c,i,q}^2(N_i(t))}{N_i(t)} \right) \\
&\geq \mu_i + 2V_{t,N_i(t),q} \sqrt{\hat{\nu}_{N_i(t),i,q}} && (V_{t,N_i(t),q} \text{ is increasing function of } t \text{ and } t \leq T) \\
&\geq \hat{\mu}_{N_i(t),i,q}^c - V_{t,N_i(t),q} \sqrt{\hat{\nu}_{N_i(t),i,q}} + 2V_{t,N_i(t),q} \sqrt{\hat{\nu}_{N_i(t),i,q}} && \text{(if event 2 is false)} \\
&= \hat{\mu}_{N_i(t),i,q}^c + V_{t,N_i(t),q} \sqrt{\hat{\nu}_{N_i(t),i,q}} \\
&= \text{UCB}_{t,i} \\
\implies \text{UCB}_{t,i^*} &> \text{UCB}_{t,i}.
\end{aligned}$$

If all three events are false, then the optimal arm's UCB value is larger than the UCB value of the sub-optimal arm i . Therefore, at least one of three events need to be true if the sub-optimal arm i is selected in round t . It concludes our proof. \square

When the number of samples is random, randomness has to be taken into account. The following result gives the concentration bound on empirical mean with the random number of observations.

Lemma 9. *Let $t \in \mathbb{N}$, μ be the true mean, $\hat{\mu}_s$ be the empirical mean with $s (< t)$ observations, and N_t be the random number such that $N_t \in [t]$. If $\mathbb{P}\{|\hat{\mu}_s - \mu| \leq f(t, s)\} \leq 1/t^2$ for some function f , then*

$$\mathbb{P}\{|\hat{\mu}_{N_t} - \mu| \leq f(t, N_t)\} \leq \frac{1}{t^2}.$$

Proof. Using the conditioning argument, we have

$$\begin{aligned}
\mathbb{P}\{|\hat{\mu}_{N_t} - \mu| \leq f(t, N_t)\} &= \sum_{s=1}^t \mathbb{P}\{|\hat{\mu}_s - \mu| \leq f(t, s) | N_t = s\} \mathbb{P}\{N_t = s\} \\
&= \sum_{s=1}^t \frac{1}{t^2} \mathbb{P}\{N_t = s\} && \text{(as } \mathbb{P}\{|\hat{\mu}_s - \mu| \leq f(t, s)\} \leq 1/t^2) \\
&= \frac{1}{t^2} \sum_{s=1}^t \mathbb{P}\{N_t = s\}.
\end{aligned}$$

Since $N_t \in [t]$, $\sum_{s=1}^t \mathbb{P}\{N_t = s\} = 1$. Using this fact, we have $\mathbb{P}\{|\hat{\mu}_{N_t} - \mu| \leq f(t, N_t)\} = \frac{1}{t^2}$. \square

Now we will upper bound the expected number of times a sub-optimal arm is selected by **UCB-CV**.

Lemma 6. *Let q be the number of control variates and $N_i(T)$ be the number of times sub-optimal arm i selected in T rounds. If $C_{T,i,q} = \mathbb{E}\left[\frac{N_i(T)-2}{N_i(T)-q-2} \left(\frac{V_{T,N_i(T),q}}{V_{T,T,q}}\right)^2\right]$ then the expected number of times a sub-optimal arm $i \in [K]$ selected by **UCB-CV** in T rounds is upper bounded by*

$$\mathbb{E}[N_i(T)] \leq \frac{4V_{T,T,q}^2 C_{T,i,q} (1 - \rho_i) \sigma_i^2}{\Delta_i^2} + \frac{\pi^2}{3} + 1.$$

Proof. Let $u = \left\lceil \frac{4V_{T,N_i(T),q}^2 Z_{N_i(T),q} \hat{\sigma}_{c,i,q}^2(N_i(T))}{\Delta_i^2} \right\rceil$ then the Event 3 is false for $N_i(T) = u$. Further the value of u is random as its depends on $V_{T,N_i(T),q}$, $Z_{N_i(T),q}$, and $\hat{\sigma}_{c,i,q}^2(N_i(T))$. Now using Lemma 8, we have

$$\mathbb{E}[N_i(T)] = \mathbb{E}\left[\sum_{t=1}^T \mathbb{1}_{\{I_t=i\}}\right]$$

$$\begin{aligned}
&\leq \mathbb{E} \left[\sum_{t=1}^T \mathbb{1}_{\{\text{Event 3 is true}\}} \right] + \mathbb{E} \left[\sum_{t=1}^T \mathbb{1}_{\{I_t=i \text{ and Event 3 is false}\}} \right] \\
&\leq \mathbb{E} [u] + \mathbb{E} \left[\sum_{t=1}^T \mathbb{1}_{\{\text{Either Event 1 or Event 2 is true}\}} \right] \\
\implies \mathbb{E} [N_i(T)] &\leq \mathbb{E} [u] + \mathbb{E} \left[\sum_{t=1}^T \mathbb{1}_{\{\text{Event 1 is true}\}} \right] + \mathbb{E} \left[\sum_{t=1}^T \mathbb{1}_{\{\text{Event 2 is true}\}} \right]. \tag{17}
\end{aligned}$$

We will first bound $\mathbb{E} \left[\sum_{t=1}^T \mathbb{1}_{\{\text{Event 1 is true}\}} \right]$ as follows

$$\begin{aligned}
\mathbb{E} \left[\sum_{t=1}^T \mathbb{1}_{\{\text{Event 1 is true}\}} \right] &= \sum_{t=1}^T \mathbb{P} \{ \text{Event 1 is true} \} \\
&= \sum_{t=1}^T \mathbb{P} \left\{ \hat{\mu}_{N_i^*(t), i^*, q}^c + V_{t, N_i(t), q} \sqrt{\hat{\nu}_{N_i^*(t), i^*, q}} \leq \mu_{i^*} \right\} \\
&= \sum_{t=1}^T \mathbb{P} \left\{ \hat{\mu}_{N_i^*(t), i^*, q}^c - \mu_{i^*} \leq -V_{t, N_i(t), q} \sqrt{\hat{\nu}_{N_i^*(t), i^*, q}} \right\} \\
&= \sum_{t=1}^T \frac{1}{t^2} \tag{using Lemma 3 and Lemma 9} \\
&\leq \sum_{t=1}^{\infty} \frac{1}{t^2} \\
\implies \mathbb{E} \left[\sum_{t=1}^T \mathbb{1}_{\{\text{Event 1 is true}\}} \right] &\leq \frac{\pi^2}{6}. \tag{18}
\end{aligned}$$

Now we will bound $\mathbb{E} \left[\sum_{t=1}^T \mathbb{1}_{\{\text{Event 2 is true}\}} \right]$ as follows

$$\begin{aligned}
\mathbb{E} \left[\sum_{t=1}^T \mathbb{1}_{\{\text{Event 2 is true}\}} \right] &= \sum_{t=1}^T \mathbb{P} \{ \text{Event 2 is true} \} \\
&= \sum_{t=1}^T \mathbb{P} \left\{ \hat{\mu}_{N_i(t), i, q}^c - V_{t, N_i(t), q} \sqrt{\hat{\nu}_{N_i(t), i, q}} > \mu_i \right\} \\
&= \sum_{t=1}^T \mathbb{P} \left\{ \hat{\mu}_{N_i(t), i, q}^c - \mu_i > V_{t, N_i(t), q} \sqrt{\hat{\nu}_{N_i(t), i, q}} \right\} \\
&= \sum_{t=1}^T \frac{1}{t^2} \tag{using Lemma 3 and Lemma 9} \\
&\leq \sum_{t=1}^{\infty} \frac{1}{t^2} \\
\implies \mathbb{E} \left[\sum_{t=1}^T \mathbb{1}_{\{\text{Event 1 is true}\}} \right] &\leq \frac{\pi^2}{6}. \tag{19}
\end{aligned}$$

Last, we will bound $\mathbb{E} [u]$ as follows

$$\mathbb{E} [u] = \mathbb{E} \left[\left[\frac{4V_{T, N_i(T), q}^2 Z_{N_i(T), q} \hat{\sigma}_{c, i, q}^2 (N_i(T))}{\Delta_i^2} \right] \right] \tag{20}$$

$$\begin{aligned}
&\leq \mathbb{E} \left[\frac{4V_{T,N_i(T),q}^2 Z_{N_i(T),q} \hat{\sigma}_{c,i,q}^2(N_i(T))}{\Delta_i^2} \right] + 1 \\
&= \frac{4}{\Delta_i^2} \mathbb{E} \left[V_{T,N_i(T),q}^2 Z_{N_i(T),q} \hat{\sigma}_{c,i,q}^2(N_i(T)) \right] + 1 \\
&= \frac{4V_{T,T,q}^2}{\Delta_i^2} \mathbb{E} \left[\left(\frac{V_{T,N_i(T),q}}{V_{T,T,q}} \right)^2 \frac{Z_{N_i(T),q} \hat{\sigma}_{c,i,q}^2(N_i(T))}{N_i(T)} N_i(T) \right] + 1 \quad (\text{Devide and multiply by } V_{T,T,q}^2) \\
&= \frac{4V_{T,T,q}^2}{\Delta_i^2} \mathbb{E} \left[\left(\frac{V_{T,N_i(T),q}}{V_{T,T,q}} \right)^2 \hat{\nu}_{N_i(T),i,q} N_i(T) \right] + 1 \quad \left(\text{as } \hat{\nu}_{N_i(T),i,q} = \frac{Z_{N_i(T),q} \hat{\sigma}_{c,i,q}^2(N_i(T))}{N_i(T)} \right) \\
&= \frac{4V_{T,T,q}^2}{\Delta_i^2} \mathbb{E} \left[\mathbb{E} \left[\left(\frac{V_{T,N_i(T),q}}{V_{T,T,q}} \right)^2 \hat{\nu}_{N_i(T),i,q} N_i(T) \middle| N_i(T) \right] \right] + 1 \quad (\text{using the Law of Iterated Expectation}) \\
\implies \mathbb{E}[u] &= \frac{4V_{T,T,q}^2}{\Delta_i^2} \mathbb{E} \left[\left(\frac{V_{T,N_i(T),q}}{V_{T,T,q}} \right)^2 N_i(T) \mathbb{E}[\hat{\nu}_{N_i(T),i,q} | N_i(T)] \right] + 1 \quad (21)
\end{aligned}$$

We know that $\hat{\nu}_{N_i(T),i,q}$ given $N_i(T)$ is an unbiased estimator (Lemma 4) of variance of reward estimator that used $N_i(T)$ observations. Further, the reward observations are IID hence $\text{Var}(\hat{\mu}_{s,i}) = \sigma_i^2/s$ where $\sigma_i^2 = \text{Var}(X_{s,i})$. With this, using Lemma 5 for getting $\mathbb{E}[\hat{\nu}_{N_i(T),i,q} | N_i(T)]$, we have

$$\begin{aligned}
\mathbb{E}[u] &= \frac{4V_{T,T,q}^2}{\Delta_i^2} \mathbb{E} \left[\left(\frac{V_{T,N_i(T),q}}{V_{T,T,q}} \right)^2 N_i(T) \frac{N_i(T) - 2}{N_i(T) - q - 2} (1 - \rho_i^2) \frac{\sigma_i^2}{N_i(T)} \right] + 1 \\
&= \frac{4V_{T,T,q}^2 (1 - \rho_i^2) \sigma_i^2}{\Delta_i^2} \mathbb{E} \left[\frac{N_i(T) - 2}{N_i(T) - q - 2} \left(\frac{V_{T,N_i(T),q}}{V_{T,T,q}} \right)^2 \right] + 1 \\
\implies \mathbb{E}[u] &\leq \frac{4V_{T,T,q}^2 C_{T,i,q} (1 - \rho_i^2) \sigma_i^2}{\Delta_i^2} + 1. \quad \left(\text{as } C_{T,i,q} = \mathbb{E} \left[\frac{N_i(T) - 2}{N_i(T) - q - 2} \left(\frac{V_{T,N_i(T),q}}{V_{T,T,q}} \right)^2 \right] \right) \quad (22)
\end{aligned}$$

Using Eq. (18), Eq. (19), and Eq. (22), in Eq. (17), we have

$$\mathbb{E}[N_i(T)] \leq \frac{4V_{T,T,q}^2 C_{T,i,q} (1 - \rho_i^2) \sigma_i^2}{\Delta_i^2} + 1 + \frac{\pi^2}{3}. \quad \square$$

Now we are ready to upper bound the regret of **UCB-CV**.

Theorem 1. *The regret of **UCB-CV** is upper bounded by*

$$\mathfrak{R}_T \leq \sum_{i \neq i^*} \left(\frac{4V_{T,T,q}^2 C_{T,i,q} (1 - \rho_i^2) \sigma_i^2}{\Delta_i} + \frac{\Delta_i \pi^2}{3} + \Delta_i \right).$$

Proof. By definition, we have

$$\mathfrak{R}_T = T\mu_{i^*} - \mathbb{E} \left[\sum_{t=1}^T X_{t,I_t} \right] = \sum_{i=1}^K \Delta_i \mathbb{E}[N_i(T)].$$

Using Lemma 6 to replace $\mathbb{E}[N_i(T)]$, we get

$$\mathfrak{R}_T \leq \sum_{i \in [K] \setminus \{i^*\}} \left(\frac{4V_{T,T,q}^2 C_{T,i,q} (1 - \rho_i^2) \sigma_i^2}{\Delta_i} + \frac{\Delta_i \pi^2}{3} + \Delta_i \right). \quad \square$$

C Missing proof from Section 5

This section describes the upper confidence intervals used by various techniques (batching, jackknifing, and splitting) and their regret upper bounds when no distribution assumption is made.

C.1 Batching

Let b be the number of correlated observations in each batch mean and s be the number of observation of rewards and associated control variates for arm i . Then the reward estimator of arm i for batching method is given by

$$\hat{\mu}_{s,i,q}^{c,B} = \frac{1}{\lfloor s/b \rfloor} \sum_{j=1}^{\lfloor s/b \rfloor} Y_{j,i,q}^B.$$

Next, we give the confidence interval for reward estimator using batching as follows:

Lemma 10. *Let s be the number of rewards and associated control variates samples from arm i in round t . Then*

$$\mathbb{P} \left\{ |\hat{\mu}_{s,i,q}^{c,B} - \mu_i| \geq V_{t,s,q}^B \sqrt{\hat{\nu}_{s,i,q}^B} \right\} \leq 2/t^2.$$

where $V_{t,s,q}^B$ is the $100(1 - 1/t^2)^{\text{th}}$ percentile value of the t -distribution with $\lfloor s/b \rfloor - q - 1$ degrees of freedom, and $\hat{\nu}_{s,i,q}^B$ is computed using Lemma 4 with $\lfloor s/b \rfloor$ observations.

Further, let $Z_i = (X_i, W_{i1}, \dots, W_{iq})^\top$ and $\{Z_1, \dots, Z_t\}$ be IID $(q + 1)$ -variate normally distributed vectors. If $m = \lfloor s/b \rfloor < t$ are the number of batch means then

$$\text{Var}(\hat{\mu}_{s,i,q}^{c,B}) = \frac{m - 2}{m - q - 2} (1 - \rho_i^2) \text{Var}(\hat{\mu}_{s,i}).$$

where ρ_i^2 is the square of the multiple correlation coefficient for arm i .

Proof. For sufficient large batch size, batching transforms correlated observations into smaller uncorrelated and normally distributed observations. Therefore, we can use the t -distribution for confidence intervals. Using this fact, the proof of the first part follows similar steps as Lemma 4 and noting that there are only $\lfloor s/b \rfloor$ observations (batch means). The detailed proof is given in Appendix C of Nelson (1989). The proof of second part merely follows from Result 1 of (Nelson, 1989). \square

The optimistic upper bound for batching estimate of mean reward is given by

$$\text{UCB}_{t,i,q}^B = \hat{\mu}_{N_i(t),i,q}^{c,B} + V_{t,N_i(t),q}^B \sqrt{\hat{\nu}_{N_i(t),i,q}^B}.$$

The general distribution case with batching, we can use **UCB-CV** with the appropriate value of $Q = bq + 2$ (as each batch mean has b correlated observations) and replacing $\text{UCB}_{t,i}$ by $\text{UCB}_{t,i,q}^B$. Next, we give regret upper bound for such algorithm.

Theorem 3. *Let $\mathbb{E}[X_i | \mathbf{W}_i = \mathbf{v}] = \mu_i + \hat{\beta}_i^*(\boldsymbol{\omega} - \mathbf{v})$ and $\text{Var}(X_i | \mathbf{W}_i = \mathbf{v}) = \sigma^2$ independent of \mathbf{W}_i . If b is the number of samples in batch mean and $M_i(T)$ is the number of batch means of arm i in T rounds then the variant of **UCB-CV** that computed upper confidence bounds using $\text{UCB}_{t,i,q}^B$ has regret:*

$$\mathfrak{R}_T \leq O \left(\sum_{i \neq i^*} \frac{A_B^i (V_{T,T,q}^B)^2 (1 - \rho_i^2) \sigma_i^2 + B_B^i}{\Delta_i} \right),$$

where the values of $A_B^i = \mathbb{E} \left[\frac{M_i(T) - 2}{M_i(T) - q - 2} \left(\frac{V_{T,M_i(T),q}^B}{V_{T,T,q}^B} \right)^2 \right]$ and $B_B^i = \Delta_i^2 (b + 1) \left(\frac{\pi^2}{3} + 1 \right)$.

Proof. Similar to Lemma 8, we can show that a sub-optimal arm i is selected by **UCB-CV** that computed upper confidence bounds using $\text{UCB}_{t,i,q}^B$ in round t if at least one of the three following events must be true:

1. $\hat{\mu}_{M_i^*(t),i^*,q}^{c,B} + V_{t,M_i^*(t),q}^B \sqrt{\hat{\nu}_{M_i^*(t),i^*,q}^B} \leq \mu_{i^*}$,
2. $\hat{\mu}_{M_i(t),i,q}^{c,B} - V_{t,M_i(t),q}^B \sqrt{\hat{\nu}_{M_i(t),i,q}^B} > \mu_i$, and
3. $M_i(t) < \frac{4(V_{T,M_i(t),q}^B)^2 Z_{M_i(t),q}^B (\hat{\sigma}_{c,i,q}^B(M_i(t)))^2}{\Delta_i^2}$,

where $\hat{\nu}_{M_i(t),i,q}^B = \frac{Z_{M_i(t),q}^B(\hat{\sigma}_{c,i,q}^B(M_i(t)))^2}{M_i(t)}$. Now similar to Lemma 6, we can bound the expected value of number of pulls of sub-optimal arms as follows:

$$\mathbb{E}[N_i(T)] \leq b' \mathbb{E}[M_i(T)] \leq b' \mathbb{E}[u'] + \frac{b' \pi^2}{3}. \quad (23)$$

The first inequality follows from the fact that $M_i(T) = N_i(T)/b'$ and second inequality is similar to intermediate step in Lemma 6. Here, $u' = \left\lceil \frac{4(V_{T,M_i(T),q}^B)^2 Z_{M_i(T),q}^B(\hat{\sigma}_{c,i,q}^B(M_i(T)))^2}{\Delta_i^2} \right\rceil$. We know that $\hat{\nu}_{M_i(T),i,q}^B$ given $M_i(T)$ is an unbiased estimator (Lemma 4) of variance of reward estimator that used $N_i(T)$ observations. Further, the reward observations $(X_{s,i})$ are IID hence $\text{Var}(\hat{\mu}_{s,i}) = \sigma_i^2/s$ where $\sigma_i^2 = \text{Var}(X_{s,i})$. With this, using Lemma 10 for getting $\mathbb{E}[\hat{\nu}_{M_i(T),i,q}^B | M_i(T)]$, we have

$$\begin{aligned} \mathbb{E}[u'] &= \frac{4(V_{T,T,q}^B)^2}{\Delta_i^2} \mathbb{E} \left[\left(\frac{V_{T,M_i(T),q}^B}{V_{T,T,q}^B} \right)^2 M_i(T) \frac{M_i(T) - 2}{M_i(T) - q - 2} (1 - \rho_i^2) \frac{\sigma_i^2}{b' M_i(T)} \right] + 1 \quad (\text{as Eq. (21)}) \\ &= \frac{4(V_{T,T,q}^B)^2 (1 - \rho_i^2) \sigma_i^2}{b' \Delta_i^2} \mathbb{E} \left[\frac{M_i(T) - 2}{M_i(T) - q - 2} \left(\frac{V_{T,M_i(T),q}^B}{V_{T,T,q}^B} \right)^2 \right] + 1 \\ \implies \mathbb{E}[u'] &\leq \frac{4A_B^i (V_{T,T,q}^B)^2 (1 - \rho_i^2) \sigma_i^2}{b' \Delta_i^2} + 1. \quad \left(\text{as } A_B^i = \mathbb{E} \left[\frac{M_i(T) - 2}{M_i(T) - q - 2} \left(\frac{V_{T,M_i(T),q}^B}{V_{T,T,q}^B} \right)^2 \right] \right) \end{aligned} \quad (24)$$

Using Eq. (24) in Eq. (23), we have

$$\mathbb{E}[N_i(T)] \leq \frac{4A_B^i (V_{T,T,q}^B)^2 (1 - \rho_i^2) \sigma_i^2}{\Delta_i^2} + \frac{b' \pi^2}{3} + b' \leq \frac{4A_B^i (V_{T,T,q}^B)^2 (1 - \rho_i^2) \sigma_i^2}{\Delta_i^2} + (b+1) \left(\frac{\pi^2}{3} + 1 \right).$$

The second inequality follows from the fact that the number of samples can not be larger than $(b+1)N_i(t)$ hence $b' \leq b+1$. Now replacing $\mathbb{E}[N_i(T)]$ in regret definition with $B_B^i = \Delta_i^2(b+1) \left(\frac{\pi^2}{3} + 1 \right)$, we get

$$\mathfrak{R}_T \leq \sum_{i \in [K] \setminus \{i^*\}} \left(\frac{4A_B^i (V_{T,T,q}^B)^2 (1 - \rho_i^2) \sigma_i^2 + B_B^i}{\Delta_i} \right). \quad \square$$

C.2 Jackknifing

Let s be the number of observation of rewards and associated control variates for arm i . Then the reward estimator of arm i for jackknifing method is given by

$$\hat{\mu}_{s,i,q}^{c,J} = \frac{1}{s} \sum_{j=1}^s Y_{j,i,q}^J,$$

where $Y_{j,i,q}^J$ is defined in Section 5.1. The confidence interval for reward estimator when jackknifing is used given by:

Lemma 11. *Let s be the number of rewards and associated control variates samples from arm i in round t . Then*

$$\mathbb{P} \left\{ |\hat{\mu}_{s,i,q}^{c,J} - \mu_i| \geq V_{t,s,q}^J \sqrt{\hat{\nu}_{s,i,q}^J} \right\} \leq 2/t^2.$$

where $V_{t,s,q}^J$ is the $100(1 - 1/t^2)^{\text{th}}$ percentile value of the t -distribution with $s - 1$ degrees of freedom, and $\hat{\nu}_{s,i,q}^J = (s(s-1))^{-1} \sum_{j=1}^s (Y_{j,i,q}^J - \hat{\mu}_{s,i,q}^{c,J})^2$. Further, let δ_i be a $(q+1) \times 1$ -vector whose i^{th} element is 1 and other elements are 0, and let $\mathbf{H} = \mathbf{I}_{s \times s} - \mathbf{Y}(\mathbf{Y}^\top \mathbf{Y})^{-1} \mathbf{Y}^\top$, \mathbf{V} be an s vector whose s^{th} value is $\mathbf{V}_s = \frac{\delta_s^\top (\mathbf{Y}^\top \mathbf{Y})^{-1} \mathbf{Y}_s}{\mathbf{H}_{ss}}$ where the s^{th} row of matrix \mathbf{Y} is $(1 \quad \omega_{i,1} - W_{s,i,1} \quad \dots \quad \omega_{i,q} - W_{s,i,q})$ then

$$\text{Var}(\hat{\mu}_{s,i,q}^{c,J}) = \left(\frac{s-2}{s-q-2} + \left(\frac{s-1}{s} \right)^2 \mathbb{E}[\mathbf{V}^\top \mathbf{H} \mathbf{V}] \right) (1 - \rho_i^2) \text{Var}(\hat{\mu}_{s,i}).$$

where ρ_i^2 is the square of the multiple correlation coefficient for arm i .

The proof of first part is adapted from Section 5 of (Nelson, 1990). Whereas the proof of second part follows from Theorem 7 of (Nelson, 1990). Now, the optimistic upper bound for jackknifing estimate of mean reward is given by

$$\text{UCB}_{t,i,q}^J = \hat{\mu}_{N_i(t),i,q}^{c,J} + V_{t,N_i(t),q}^J \sqrt{\hat{\nu}_{N_i(t),i,q}^J}.$$

The general distribution case with jackknifing, we can use **UCB-CV** with the appropriate value of $Q = 2$ and replacing $\text{UCB}_{t,i}$ by $\text{UCB}_{t,i,q}^J$. Next, we give regret upper bound for such algorithm.

Theorem 4. *Let $\mathbb{E}[X_i | \mathbf{W}_i = \mathbf{v}] = \mu_i + \hat{\beta}_i^*(\boldsymbol{\omega} - \mathbf{v})$ and $\text{Var}(X_i | \mathbf{W}_i = \mathbf{v}) = \sigma_i^2$ independent of \mathbf{W}_i . If $N_i(T)$ is the number of times arm i selected in T rounds then the variant of **UCB-CV** that computed upper confidence bounds using $\text{UCB}_{t,i,q}^J$ has regret:*

$$\mathfrak{R}_T \leq O \left(\sum_{i \neq i^*} \frac{A_J^i (V_{T,T,q}^J)^2 (1 - \rho_i^2) \sigma_i^2 + B_J^i}{\Delta_i} \right),$$

where the values of $A_J^i = \mathbb{E} \left[\left(\frac{N_i(T)-2}{N_i(T)-q-2} + \left(\frac{N_i(T)-1}{N_i(T)} \right)^2 \mathbb{E} [\mathbf{V}^\top \mathbf{H} \mathbf{V}] \right) \left(\frac{V_{T,N_i(T),q}^J}{V_{T,T,q}^J} \right)^2 \right]$ and $B_J^i = \Delta_i^2 \left(\frac{\pi^2}{3} + 1 \right)$.

Proof. Similar to Lemma 8, we can show that a sub-optimal arm i is selected by **UCB-CV** that computed upper confidence bounds using $\text{UCB}_{t,i,q}^J$ in round t if at least one of the three following events must be true:

1. $\hat{\mu}_{N_i^*(t),i^*,q}^{c,J} + V_{t,N_i^*(t),q}^J \sqrt{\hat{\nu}_{N_i^*(t),i^*,q}^J} \leq \mu_{i^*}$,
2. $\hat{\mu}_{N_i(t),i,q}^{c,J} - V_{t,N_i(t),q}^J \sqrt{\hat{\nu}_{N_i(t),i,q}^J} > \mu_i$, and
3. $N_i(t) < \frac{4(V_{T,N_i(t),q}^J)^2 Z_{N_i(t),q}^J (\hat{\sigma}_{c,i,q}^J(N_i(t)))^2}{\Delta_i^2}$,

where $\hat{\nu}_{N_i(t),i,q}^J = \frac{Z_{N_i(t),q}^J (\hat{\sigma}_{c,i,q}^J(N_i(t)))^2}{N_i(t)}$. Now similar to Lemma 6, we can bound the expected value of number of pulls of sub-optimal arms as follows:

$$\mathbb{E}[N_i(T)] \leq \mathbb{E}[u'] + \frac{\pi^2}{3}. \quad (25)$$

The above inequality is similar to intermediate step in Lemma 6. Further, the reward observations $(X_{s,i})$ are IID hence $\text{Var}(\hat{\mu}_{s,i}) = \sigma_i^2/s$ where $\sigma_i^2 = \text{Var}(X_{s,i})$. With this, using Lemma 11 for getting $\mathbb{E}[\hat{\nu}_{N_i(T),i,q}^J | N_i(T)]$, we have

$$\begin{aligned} \mathbb{E}[u'] &= \frac{4(V_{T,T,q}^J)^2}{\Delta_i^2} \mathbb{E} \left[\left(\frac{V_{T,N_i(T),q}^J}{V_{T,T,q}^J} \right)^2 N_i(T) \left(\frac{N_i(T)-2}{N_i(T)-q-2} + \left(\frac{N_i(T)-1}{N_i(T)} \right)^2 \mathbb{E} [\mathbf{V}^\top \mathbf{H} \mathbf{V}] \right) (1 - \rho_i^2) \frac{\sigma_i^2}{N_i(T)} \right] + 1 \\ &= \frac{4(V_{T,T,q}^J)^2 (1 - \rho_i^2) \sigma_i^2}{\Delta_i^2} \mathbb{E} \left[\left(\frac{N_i(T)-2}{N_i(T)-q-2} + \left(\frac{N_i(T)-1}{N_i(T)} \right)^2 \mathbb{E} [\mathbf{V}^\top \mathbf{H} \mathbf{V}] \right) \left(\frac{V_{T,N_i(T),q}^J}{V_{T,T,q}^J} \right)^2 \right] + 1. \end{aligned} \quad (26)$$

Using Eq. (26) in Eq. (25), we have

$$\mathbb{E}[N_i(T)] \leq \frac{4(V_{T,T,q}^J)^2 (1 - \rho_i^2) \sigma_i^2}{\Delta_i^2} \mathbb{E} \left[\left(\frac{N_i(T)-2}{N_i(T)-q-2} + \left(\frac{N_i(T)-1}{N_i(T)} \right)^2 \mathbb{E} [\mathbf{V}^\top \mathbf{H} \mathbf{V}] \right) \left(\frac{V_{T,N_i(T),q}^J}{V_{T,T,q}^J} \right)^2 \right] + \frac{\pi^2}{3} + 1.$$

Replacing $\mathbb{E}[N_i(T)]$ in regret definition with $A_J^i = \mathbb{E} \left[\left(\frac{N_i(T)-2}{N_i(T)-q-2} + \left(\frac{N_i(T)-1}{N_i(T)} \right)^2 \mathbb{E} [\mathbf{V}^\top \mathbf{H} \mathbf{V}] \right) \left(\frac{V_{T,N_i(T),q}^J}{V_{T,T,q}^J} \right)^2 \right]$

and $B_J^i = \Delta_i^2 \left(\frac{\pi^2}{3} + 1 \right)$, we get

$$\mathfrak{R}_T \leq \sum_{i \in [K] \setminus \{i^*\}} \left(\frac{4A_J^i (V_{T,T,q}^J)^2 (1 - \rho_i^2) \sigma_i^2 + B_J^i}{\Delta_i} \right). \quad \square$$

C.3 Splitting

Let s be the number of observation of rewards and associated control variates for arm i . Then the reward estimator of arm i for splitting method is given by

$$\hat{\mu}_{s,i,q}^{c,S} = \frac{1}{s} \sum_{j=1}^s Y_{j,i,q}^S,$$

where $Y_{j,i,q}^S$ is defined in Section 5.2. The confidence interval for reward estimator when splitting is used given by

Lemma 12. *Let s be the number of rewards and associated control variates samples from arm i in round t . Then*

$$\mathbb{P} \left\{ |\hat{\mu}_{s,i,q}^{c,S} - \mu_i| \geq V_{t,s,q}^S \sqrt{\hat{\nu}_{s,i,q}^S} \right\} \leq 2/t^2.$$

where $V_{t,s,q}^S$ is the $100(1 - 1/t^2)$ th percentile value of the t -distribution with $s - 1$ degrees of freedom, and $\hat{\nu}_{s,i,q}^S = (s(s-1))^{-1} \sum_{j=1}^s (Y_{j,i,q}^S - \hat{\mu}_{s,i,q}^{c,S})^2$. Further, let δ_i be a $(q+1) \times 1$ -vector whose i^{th} element is 1 and other elements are 0, and let $\mathbf{H} = \mathbf{I}_{s \times s} - \mathbf{Y}(\mathbf{Y}^\top \mathbf{Y})^{-1} \mathbf{Y}^\top$, \mathbf{V}_S be an s vector whose s^{th} value is $\mathbf{V}_{S,s} = \frac{(\mathbf{Y}_s - \delta_s)^\top (\mathbf{Y}^\top \mathbf{Y})^{-1} \mathbf{Y}_s}{\mathbf{H}_{ss}}$ where the s^{th} row of matrix \mathbf{Y} is $(1 \quad \omega_{i,1} - W_{s,i,1} \quad \dots \quad \omega_{i,q} - W_{s,i,q})$ then

$$\text{Var}(\hat{\mu}_{s,i,q}^{c,S}) = \left(\frac{s-2}{s-q-2} + \frac{1}{s^2} \mathbb{E} \left[\mathbf{V}_S^\top \mathbf{H} \mathbf{V}_S \right] \right) (1 - \rho_i^2) \text{Var}(\hat{\mu}_{s,i}).$$

where ρ_i^2 is the square of the multiple correlation coefficient for arm i .

The proof of first part is adapted from Section 6 of (Nelson, 1990). Whereas the proof of second part follows from Theorem 10 of (Nelson, 1990). Now, the optimistic upper bound for splitting method based estimate of mean reward is given by

$$\text{UCB}_{t,i,q}^S = \hat{\mu}_{N_i(t),i,q}^{c,S} + V_{t,N_i(t),q}^S \sqrt{\hat{\nu}_{N_i(t),i,q}^S}.$$

The general distribution case with splitting method, we can use **UCB-CV** with the appropriate value of $Q = 2$ and replacing $\text{UCB}_{t,i}$ by $\text{UCB}_{t,i,q}^S$. Next, we give regret upper bound for such algorithm.

Theorem 5. *Let $\mathbb{E}[X_i | \mathbf{W}_i = \mathbf{v}] = \mu_i + \hat{\beta}_i^*(\boldsymbol{\omega} - \mathbf{v})$ and $\text{Var}(X_i | \mathbf{W}_i = \mathbf{v}) = \sigma^2$ independent of \mathbf{W}_i . If $N_i(T)$ is the number of times arm i selected in T rounds then the variant of **UCB-CV** that computed upper confidence bounds using $\text{UCB}_{t,i,q}^S$ has regret:*

$$\mathfrak{R}_T \leq O \left(\sum_{i \neq i^*} \frac{A_S^i (V_{T,T,q}^S)^2 (1 - \rho_i^2) \sigma_i^2 + B_S^i}{\Delta_i} \right),$$

where the values of $A_S^i = \mathbb{E} \left[\left(\frac{N_i(T)-2}{N_i(T)-q-2} + \frac{1}{(N_i(T))^2} \mathbb{E} \left[\mathbf{V}_S^\top \mathbf{H} \mathbf{V}_S \right] \right) \left(\frac{V_{T,N_i(T),q}^S}{V_{T,T,q}^S} \right)^2 \right]$ and $B_S^i = \Delta_i^2 \left(\frac{\pi^2}{3} + 1 \right)$.

Proof. Similar to Lemma 8, we can show that a sub-optimal arm i is selected by **UCB-CV** that computed upper confidence bounds using $\text{UCB}_{t,i,q}^S$ in round t if at least one of the three following events must be true:

1. $\hat{\mu}_{N_i^*(t),i^*,q}^{c,S} + V_{t,N_i^*(t),q}^S \sqrt{\hat{\nu}_{N_i^*(t),i^*,q}^S} \leq \mu_{i^*}$,
2. $\hat{\mu}_{N_i(t),i,q}^{c,S} - V_{t,N_i(t),q}^S \sqrt{\hat{\nu}_{N_i(t),i,q}^S} > \mu_i$, and
3. $N_i(t) < \frac{4(V_{T,N_i(t),q}^S)^2 Z_{N_i(t),q}^S (\hat{\sigma}_{c,i,q}^S (N_i(t)))^2}{\Delta_i^2}$,

where $\hat{\nu}_{N_i(t),i,q}^S = \frac{Z_{N_i(t),q}^S (\hat{\sigma}_{c,i,q}^S (N_i(t)))^2}{N_i(t)}$. Now similar to Lemma 6, we can bound the expected value of number of pulls of sub-optimal arms as follows:

$$\mathbb{E}[N_i(T)] \leq \mathbb{E}[u'] + \frac{\pi^2}{3}. \quad (27)$$

The above inequality is similar to intermediate step in Lemma 6. Further, the reward observations $(X_{s,i})$ are IID hence $\text{Var}(\hat{\mu}_{s,i}) = \sigma_i^2/s$ where $\sigma_i^2 = \text{Var}(X_{s,i})$. With this, using Lemma 12 for getting $\mathbb{E} \left[\hat{\nu}_{N_i(T),i,q}^S | N_i(T) \right]$, we have

$$\begin{aligned} \mathbb{E}[u'] &= \frac{4(V_{T,T,q}^S)^2}{\Delta_i^2} \mathbb{E} \left[\left(\frac{V_{T,N_i(T),q}^S}{V_{T,T,q}^S} \right)^2 N_i(T) \left(\frac{N_i(T) - 2}{N_i(T) - q - 2} + \frac{1}{(N_i(T))^2} \mathbb{E} \left[\mathbf{V}_S^\top \mathbf{H} \mathbf{V}_S \right] \right) (1 - \rho_i^2) \frac{\sigma_i^2}{N_i(T)} \right] + 1 \\ &= \frac{4(V_{T,T,q}^S)^2 (1 - \rho_i^2) \sigma_i^2}{\Delta_i^2} \mathbb{E} \left[\left(\frac{N_i(T) - 2}{N_i(T) - q - 2} + \frac{1}{(N_i(T))^2} \mathbb{E} \left[\mathbf{V}_S^\top \mathbf{H} \mathbf{V}_S \right] \right) \left(\frac{V_{T,N_i(T),q}^S}{V_{T,T,q}^S} \right)^2 \right] + 1. \end{aligned} \quad (28)$$

Using Eq. (28) in Eq. (27), we have

$$\mathbb{E}[N_i(T)] \leq \frac{4(V_{T,T,q}^S)^2 (1 - \rho_i^2) \sigma_i^2}{\Delta_i^2} \mathbb{E} \left[\left(\frac{N_i(T) - 2}{N_i(T) - q - 2} + \frac{1}{(N_i(T))^2} \mathbb{E} \left[\mathbf{V}_S^\top \mathbf{H} \mathbf{V}_S \right] \right) \left(\frac{V_{T,N_i(T),q}^S}{V_{T,T,q}^S} \right)^2 \right] + \frac{\pi^2}{3} + 1.$$

Now replacing $\mathbb{E}[N_i(T)]$ in regret definition with $A_S^i = \mathbb{E} \left[\left(\frac{N_i(T) - 2}{N_i(T) - q - 2} + \frac{1}{(N_i(T))^2} \mathbb{E} \left[\mathbf{V}_S^\top \mathbf{H} \mathbf{V}_S \right] \right) \left(\frac{V_{T,N_i(T),q}^S}{V_{T,T,q}^S} \right)^2 \right]$

and $B_S^i = \Delta_i^2 \left(\frac{\pi^2}{3} + 1 \right)$, we get

$$\mathfrak{R}_T \leq \sum_{i \in [K] \setminus \{i^*\}} \left(\frac{4A_S^i (V_{T,T,q}^S)^2 (1 - \rho_i^2) \sigma_i^2 + B_S^i}{\Delta_i} \right). \quad \square$$

C.4 Proof of Theorem 2

Theorem 2. Let $\mathbb{E}[X_i | \mathbf{W}_i = \mathbf{v}] = \mu_i + \hat{\beta}_i^*(\boldsymbol{\omega} - \mathbf{v})$ and $\text{Var}(X_i | \mathbf{W}_i = \mathbf{v}) = \sigma^2$ independent of \mathbf{W}_i . Then the variant of UCB-CV that computed upper confidence bounds using $\text{UCB}_{t,i,q}^G$ has regret:

$$\mathfrak{R}_T \leq O \left(\sum_{i \neq i^*} \frac{A_G^i (V_{T,T,q}^G)^2 (1 - \rho_i^2) \sigma_i^2 + B_G^i}{\Delta_i} \right),$$

where the values of A_G^i and B_G^i depend on the method used for the computation of $\text{UCB}_{t,i,q}^G$.

Proof. The proof follows from Theorem 3, Theorem 4, and Theorem 5. □

C.5 Discussion about Batching, Jackknifing, and Splitting

All methods for the case where no distribution assumption is made perform poorly than when the normal distribution is assumed. We can observe the performance degradation by comparing the leading variable $C_{T,i,q}$ with A_G for different methods. We refer the readers to (Nelson, 1990) for a more detailed discussion about batching, jackknifing, and splitting. We refer the readers to (Nelson, 1989) to know how to select the batch size in batching method.

The more number of control variates are not recommended to use as the algorithm's performance decreases with an increase in the number of control variates.

D Leftover Experiments from 6

In this section, we run the experiments to show no notable effect of the negative correlation of reward and control variates. We repeated these experiments 100 times and plotted the regret with a 95% confidence interval (the vertical line on each curve shows the confidence interval). We used the following two problem instances for these experiments.

Instance 5: This instance is the same as Instance 1 except the reward of arm i in round t given by $X_{t,i} = V_{t,i} - W_{t,i}$.

Instance 6: This instance is the same as Instance 4 except the reward of arm i in round t given by $X_{t,i} = V_{t,i} - W_{t,i}$.

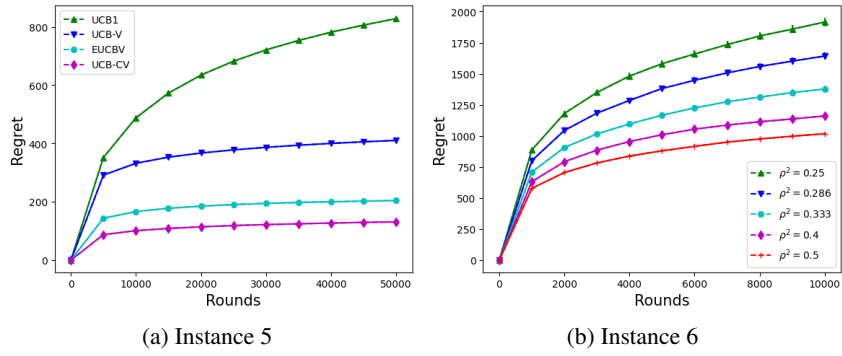


Figure 4: Comparing the regret incurred by **UCB-CV** for different cases.

Results with Negative Correlation: We can show that the correlation between reward and control variate is negative for Instance 5 and 6 (which is $-\sqrt{\text{Var}(W_i)/\text{Var}X_i}$). As shown in Fig. 4a, we observed that the performance of **UCB-CV** is similar to the case when reward and control variate has a positive correlation. Further, the decrease in the regret is observed as the square of correlation increase as shown in Fig. 4b.