

# Preserving Privacy in Human-Motion Affect Recognition<sup>1</sup>

Matthew Malek-Podjaski  
School of Computing Science  
University of Glasgow  
Glasgow, United Kingdom  
2323841m@student.gla.ac.uk

Fani Deligianni  
School of Computing Science  
University of Glasgow  
Glasgow, United Kingdom  
fani.deligianni@glasgow.ac.uk

**Abstract**—Human motion is a biomarker used extensively in clinical analysis to monitor the progression of neurological diseases and mood disorders. Since perceptions of emotions are also interleaved with body posture and movements, emotion recognition from human gait can be used to quantitatively monitor mood changes that are often related to neurological disorders. Many existing solutions often use shallow machine learning models with raw positional data or manually extracted features to achieve this. However, gait is composed of many highly expressive characteristics that can be used to identify human subjects, and most solutions fail to address this, disregarding the subject’s privacy. This work evaluates the effectiveness of existing methods at recognising emotions using both 3D temporal joint signals and manually extracted features. We also show that this data can easily be exploited to expose a subject’s identity. Therefore to this end, we propose a cross-subject transfer learning technique for training a multi-encoder autoencoder deep neural network to learn disentangled latent representations of human motion features. By disentangling subject biometrics from the gait data, we show that the subjects privacy is preserved while the affect recognition performance outperforms traditional methods.

**Index Terms**—human motion analysis, privacy, disentanglement, affect, deep learning

## I. INTRODUCTION

Strong neuroscientific evidence shows that there is an interaction between brain networks involved in gait and emotion. Therefore, it does not come as a surprise that gait has been related to mood disorders, such as depression and anxiety. Gait analysis has revealed several indices that relate to emotional well-being. For example, increased gait speed, step length and arm swing have been related to positive emotions. In contrast, a low gait initiation reaction time and flexion of posture have been linked to negative feelings [1], [2].

However, developing robust algorithms for human motion and gait analysis requires monitoring patients continuously at their home. This poses tremendous ethical and privacy challenges that have to be addressed in order for the technology to be successfully accepted and adapted. Privacy-preserving deep learning technologies for computer vision applications is a relatively new research area that is usually based on disentangling biometric features representation from other attributes. Most current work focuses on privacy-enhancing

face representations that exploit complex networks such as variational autoencoders, and adversarial generative networks [3], [4]. These methods generate fake views of the model that hides identity while preserving other key information related to the task at hand. Some old-fashion techniques of face obfuscation such as pixelation, blurring and masking to protect privacy offer limited protection while compromising the ability to track human motion precisely. For example, inference in deep learning models is compromised by the fact that there is an uncertainty on whether the view is anterior or posterior with relation to the human’s head. Furthermore, facial features also encode relevant information, such as the subject’s mood.

To disentangle human biometrics and affects, we exploit a Multi-encoder Autoencoder structure that achieves cross-subject transfer learning as inspired by recent works by [5], who highlighted their efficiency for disentanglement learning in abnormal gait recognition based on joints movements of the lower limbs. This concept is also similar to motion retargeting, which allows transferring motions from one subject to another by disentangling motion, skeleton, and camera view data [6]. To our knowledge, this is the first study that disentangles affects and biometrics and demonstrates that this approach preserves subjects privacy while it improves classification performance.

## II. METHODS

### A. Cross subject transfer/Multi-encoder Autoencoder Network

To perform a disentanglement between subject biometrics and affects we use a separate encoder for each of the features, which transfers the low dimensional feature representations between each other to generate new targets that are a cross over of both features. The implemented architecture consists of a subject-specific encoder and an affect-specific encoder. A decoder is trained to use the concatenated input of the subject and affect encodings to reconstruct a gait cycle and transfer the emotional state of one person onto another.

Figure 1 shows how the encoded features are combined during training to generate two different sets of output, a reconstruction batch that matches the original input batch, as well as a cross-subject generated batch that contains new data generated by the autoencoder during training as a result of the cross-subject transfer. Note that our full dataset also

<sup>1</sup>Authors acknowledge funding from EPSRC EP/R045178/1

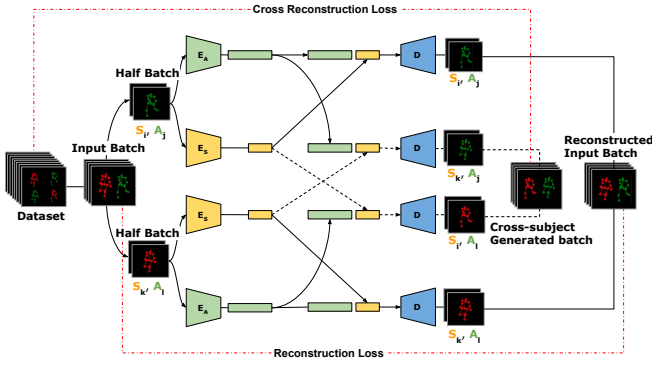


Fig. 1. Illustration of cross-subject training procedure. Given two motions  $x_{i,j}$  and  $x_{k,l}$ , the subject and affect features are extracted, their latent spaces are transferred across each other. Then the transferred and original feature combinations are reconstructed, resulting in four different motions,  $\hat{x}_{i,j}$ ,  $\hat{x}_{k,j}$ ,  $\hat{x}_{i,l}$ ,  $\hat{x}_{k,l}$ . The reconstructions of the original subject/affect pairings  $\hat{x}_{i,j}$  and  $\hat{x}_{k,l}$  are compared with the original input  $x_{i,j}$  and  $x_{k,l}$  to calculate the reconstruction loss, and  $\hat{x}_{i,j}$  and  $\hat{x}_{i,l}$  are compared to the ground truth motions  $x_{k,j}$  and  $x_{i,l}$  that exist in the full dataset.

contains the original ground truth data for the subject-affect labels resulting from the cross-subject transfer, and as such, we can measure the accuracy of the synthesised data.

### B. Autoencoder formulation

Let  $S$  and  $A$  denote the sets of subject biometrics and affect features that form any given gait cycle. Then let  $\{x_{i,j}\} \in \mathbb{R}^{T \times 3J}$  be a motion, where  $x$  is a gait cycle described as a subject identity ( $i \in S$ ), and an affect ( $j \in A$ ).  $T$  is the temporal duration of the motion, and  $J$  is the number of joints each specified by 3 ( $x, y, z$ ) coordinates.

Our aim is to create an architecture that takes a gait cycle and decomposes it into these two factors. To that extent two encoders  $E_S$  and  $E_A$  are trained simultaneously to decompose the gait cycle into two separate latent representation of subject biometrics and affects respectively. After this decomposition a gait cycle can be defined as  $x_{i,j} = D(s_i, a_j)$ , where  $s_i$  are subject biometric features encoded by  $E_S \mapsto s_i$ , and  $a_j$  are affect features encoded by  $E_A \mapsto a_j$ .  $D$  is a decoder trained to generate the reconstruction of a decomposed gait cycle,  $D : (s_i, a_i) \mapsto \hat{x}_{i,j}$ .

Given two data samples,  $x_{i,j}, x_{k,l} \in \mathbb{R}^{T \times 3J}$ , where  $i, k \in S$  and  $j, l \in A$ , we want to optimise our network such that:

$$\forall i, k \in S | j, l \in A \quad \|D(E_S(\mathbf{x}_{k,l}), E_A(\mathbf{x}_{i,j})) - x_{k,j}\| \approx 0 \quad (1)$$

This formulation encourages the encoders to  $E_S$  and  $E_A$  to map the similar types of inputs into tight clusters in the corresponding latent maps since they are treated the same for reconstruction purposes.

## III. LOSS FUNCTIONS

We use three different types of loss functions to train the autoencoder: a Reconstruction loss, a Cross Reconstruction loss, and a Triplet loss. Each of these losses on its own is

capable of disentangling the biometric and affect information; however, with a combination of all of them, we can ensure that the reconstructed output is a faithful reconstruction of the original motion while emphasising clustering in the low dimensional encodings.

### A. Reconstruction loss

Firstly, we expect the reconstruction produced by the autoencoder to be faithful to the original input. As such for a sample data point from the training set  $\mathcal{X}$ , we aim to minimise the difference between the mapped reconstruction of the data sample, and itself using:

$$\mathcal{L}_{\text{rec}} = \mathbb{E}_{\mathbf{x}_{i,j} \sim \mathcal{X}} \left[ \|D(E_A(\mathbf{x}_{i,j}), E_S(\mathbf{x}_{i,j})) - \mathbf{x}_{i,j}\|^2 \right] \quad (2)$$

where the full loss for any given batch is calculated using the mean squared error (MSE).

### B. Cross-reconstruction loss

To really strengthen the disentanglement between the different features we also use a cross-reconstruction loss during training. Where given two data samples from the data set  $\mathcal{X}$ , we transfer the disentangled affect between them to produce two new data samples, computing the reconstruction loss for each using the following:

$$\mathcal{L}_{\text{cross}} = \mathbb{E}_{\mathbf{x}_{i,j}, \mathbf{x}_{k,l} \sim \mathcal{X} \times \mathcal{X}} \left[ \|D(E_A(\mathbf{x}_{i,j}), E_S(\mathbf{x}_{k,l})) - \mathbf{x}_{i,l}\|^2 \right] + \mathbb{E}_{\mathbf{x}_{i,j}, \mathbf{x}_{k,l} \sim \mathcal{X} \times \mathcal{X}} \left[ \|D(E_A(\mathbf{x}_{k,l}), E_S(\mathbf{x}_{i,j})) - \mathbf{x}_{k,j}\|^2 \right]. \quad (3)$$

This is possible because the dataset  $\mathcal{X}$  contains the ground truth for each affect/subject label combination. Similarly to the reconstruction loss, the loss for a full batch is calculated using MSE.

### C. Triplet loss

Finally, we use a triplet loss function to encourage the autoencoder to cluster the low dimensional encodings tightly. While the reconstruction loss disentangles the subject and affects biometrics, there are no explicit requirements for separating different features in each subject/affect encodings. A triplet loss enforces the separation between the different feature classes in each latent space while also encouraging the same class's features to cluster closer together. This clustering increases the feature transfer accuracy since the latent spaces are separated and simplifies classification.

To do this the triplet loss function is defined with regards to three different data points, an anchor, a positive and a negative, hence the name triplet loss. The anchor is the current data point that we are looking at, the positive is another data point of the same feature to whom we want to maximise the similarity, and the negative is a sample of a different feature, for which we want to maximise the difference. Resulting in the following two loss functions for subject and affect:

$$\mathcal{L}_{\text{trip}}^S = \mathbb{E}_{\mathbf{x}_{i,l}, \mathbf{x}_{i,j}, \mathbf{x}_{k,l} \sim \mathcal{X}} [\|E_S(\mathbf{x}_{i,l}) - E_S(\mathbf{x}_{i,j})\| - \|E_S(\mathbf{x}_{i,l}) - E_S(\mathbf{x}_{k,l})\| + \alpha]$$

$$\mathcal{L}_{\text{trip}}^A = \mathbb{E}_{\mathbf{x}_{i,l}, \mathbf{x}_{j,l}, \mathbf{x}_{i,k} \sim \mathcal{X}} [\|E_A(\mathbf{x}_{i,l}) - E_A(\mathbf{x}_{j,l})\| - \|E_A(\mathbf{x}_{i,l}) - E_A(\mathbf{x}_{i,k})\| + \alpha]. \quad (4)$$

Where  $\mathbf{x}_{i,l}$  is the anchor,  $\mathbf{x}_{i,j}$  and  $\mathbf{x}_{j,l}$  are the subject and affect positives, and  $\mathbf{x}_{k,l}$  and  $\mathbf{x}_{i,k}$  are the subject and affect negatives. A way to cheat the triplet loss is to set each part of the function to 0 by making all the encodings identical. Therefore, an additional positive parameter  $\alpha$  called the margin is required. The margin determines the minimal allowed distance between the different encodings; either the distance between the anchor’s encodings and the positive need to be tighter, or the distance between the anchor and the negatives needs to be greater, thus creating a separation between them. In effect, making the positive data points cluster tighter and separate themselves from the negative data points. Finally, we achieve a significantly faster convergence rate by combining the batch normalisation technique with dropout into a single Independent-Component layer as Chen et al. has suggested to whiten the inputs of a neural network [7].

#### IV. RESULTS

This section aims to evaluate the ability of the proposed method to disentangle biometrics and affects and we quantify the ability of the algorithm to preserve the privacy of the subjects.

##### A. Datasets

To test our classifier models’ capabilities, we are making use of a publicly available motion capture library gathered by [8]. The dataset contains a set of motion captured movements of 30 non-professional subjects (15 male, 15 female, mean age 22, ranging from 17 to 29 years) performing various motions such as walking or throwing, labelled based on their identity, gender and emotion. The subjects acted out scripts specially prepared to stimulate target emotional responses. Our work focuses on the analysis of gait motions with relation to affect recognition.

##### B. Preprocessing

Preprocessing requires removing global displacement, removing rotation, normalising bone length between subjects, and z-score normalisation. Subsequently, we segment the 3D time-series of the joints into consecutive gait cycles based on Single Spectrum Analysis (SSA) [9], [10].

##### C. Evaluation

We evaluated our proposed model, referred to as **AE-xyz** against a CNN model, referred to as **CNN-xyz**, and three shallow baseline models that have been used extensively in affect recognition based on human motion data. These are a

K Nearest Neighbours (KNN) classifier and a Support Vector Machine classifier trained on the manually engineered features, referred to as **KNN-man** and **SVM-man**. We also applied a Support Vector Machine Classifier trained on the raw joint time-series data, referred to as **SVM-xyz**.

We performed an intra-subject stratified K-fold cross validation, where the entire dataset was split evenly into 5 different folds, ensuring an even split of subject/affect pairs between each of the folds. This kind of evaluation gives us an insight into how capable the model is at generalising to unseen gait cycles generated by known subjects. Table I provides an overview of the F1 scores.

TABLE I  
F1 SCORES - QUANTITATIVE RESULTS (%) FOR STRATIFIED K-FOLD CROSS VALIDATION

Model	Angry			Happy			Neutral			Sad		
	Pre	Rec	F1	Pre	Re	F1	Pre	Rec	F1	Pre	Rec	F1
KNN-man	82	80	81	71	68	70	72	75	74	86	88	87
SVM-man	80	81	80	71	69	70	72	75	74	88	87	88
SVM-xyz	83	87	85	72	70	71	76	76	76	88	85	87
CNN-xyz	87	88	88	78	69	73	74	84	78	90	88	89
AE-xyz	<b>95</b>	<b>93</b>	<b>94</b>	<b>88</b>	<b>90</b>	<b>89</b>	<b>92</b>	<b>91</b>	<b>91</b>	<b>96</b>	<b>97</b>	<b>96</b>

The proposed methodology improved the mean classification accuracy more than 7% and the difference in performance between the **CNN-xyz** and **AE-xyz** was statistically significant with ( $P \leq 0.005$ ), achieving a 92.6% mean accuracy and 93 mean F1 score over the CNN’s 84.6% mean accuracy and 92 mean F1 score. From the confusion matrix in Figure 2(b) we can see that the models’ weakest affect was happy in both cases, however **AE-xyz** misclassified it a lot less than **CNN-xyz**, and it was overall better across the board. This shows that the Autoencoder is an efficient way of extracting low-dimensional representations of the raw human motion data to reduce complexity and improve classification.

A closer inspection of the low dimensional representations formed by the cross-subject Autoencoder reveals that both the Subject-Encoder and Affect-Encoder are forming clearly separated clusters. To show that the Autoencoder actually learns to form these clusters we can see in Figure 2(a) that before training the low dimensional encodings are randomly intertwined. Then after the training we can see that the affects become separated out into their individual clusters with a small amount of overlap between the happy and neutral affects, where the model’s predictive ability is slightly lower.

##### D. Subject Disentanglement

Finally, to evaluate the effectiveness of our subject identification, we devised an experiment where we first test the subject identification accuracy using the raw joint position data and compare it to the identification accuracy using the disentangled gender representation. It is well-known that human motion data contains rich information about the subject’s identity (biometrics), so we aim to exploit cross-transfer learning to enhance affect recognition while minimising the ability to recognise the subject’s identity. Figure 3 demonstrates that

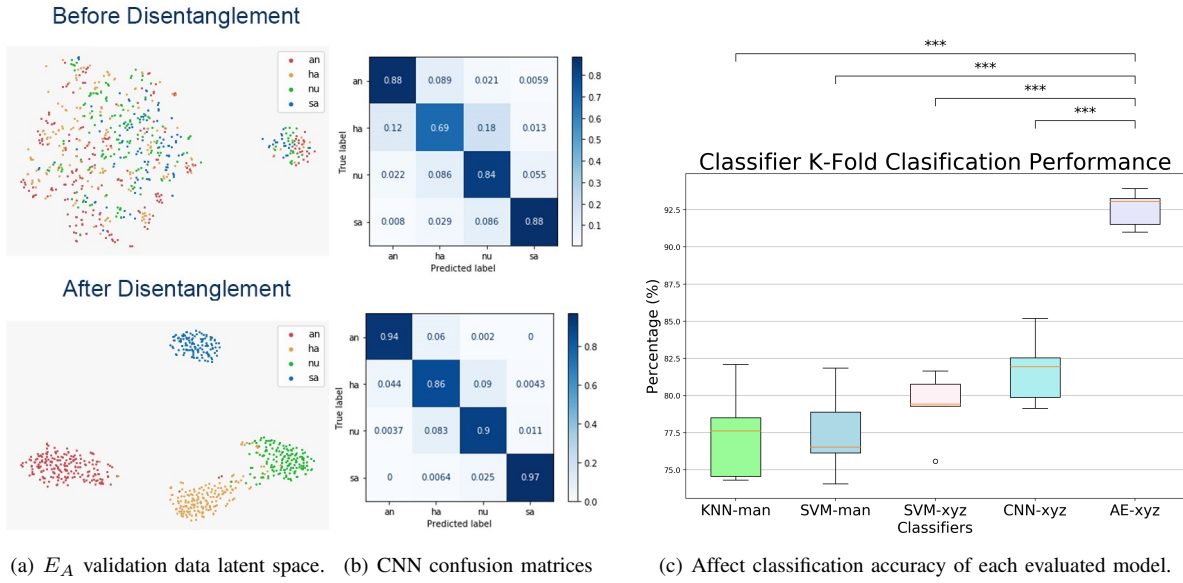


Fig. 2. (a) A T-SNE visualisation of the  $E_A$  latent space for the validation data, before training on the top and after on the bottom, (b) Confusion matrices of the CNN-xyz classifier on the top trained and validated on the raw xyz data, and a confusion matrix of the AE-xyz classifier where the raw xyz validation data is first disentangled by the  $E_A$  encoder and then classified using a CNN classifier trained on the  $E_A$  encodings of the train data, (c) Classification accuracy of each model represented as boxplots, plotted from the classification accuracy of each fold in the Stratified K-Fold cross validation experiment. With a pair wise statistical comparison of each model with the AE-xyz model indicated above the figure.

subjects classification based on the encoded data is low, which confirms that the proposed method is effective.

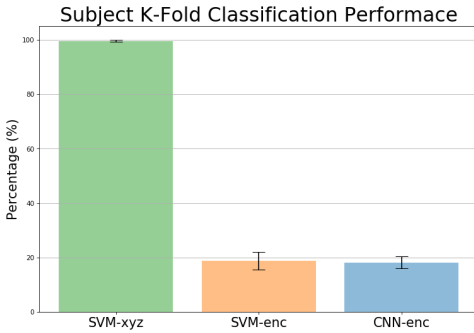


Fig. 3. Classification accuracy of subjects using raw data in the **SVM-xyz** case and latent representations in the **SVM-enc** and **CNN-enc** case.

## V. CONCLUSIONS

To our knowledge, our work is the first to map human motion data onto a low dimensional space and use a multi-encoder, decoder architecture to disentangle affects and biometrics successfully. This way not only enhances affect recognition performance but also preserves subjects privacy. Further work is required to evaluate the method in other datasets and develop an end-to-end training strategy that does not require gait segmentation.

## REFERENCES

- [1] M. A. Hashmi, Q. Riaz, M. Zeeshan, M. Shahzad, and M. M. Fraz, "Motion Reveal Emotions: Identifying Emotions From Human Walk Using Chest Mounted Smartphone," *IEEE Sensors Journal*, vol. 20, no. 22, pp. 13 511–13 522, Nov. 2020. [Online]. Available: <https://ieeexplore.ieee.org/document/9123437/>
- [2] F. Deligianni, Y. Guo, and G.-Z. Yang, "From Emotions to Mood Disorders: A Survey on Gait Analysis Methodology," *IEEE Journal of Biomedical and Health Informatics*, vol. 23, no. 6, pp. 2302–2316, Nov. 2019. [Online]. Available: <https://ieeexplore.ieee.org/document/8827650/>
- [3] Z. Chen, T. Zhu, P. Xiong, C. Wang, and W. Ren, "Privacy preservation for image data: A GAN-based method," *International Journal of Intelligent Systems*, vol. 36, no. 4, pp. 1668–1685, Apr. 2021. [Online]. Available: <https://onlinelibrary.wiley.com/doi/10.1002/int.22356>
- [4] M. Gong, J. Liu, H. Li, Y. Xie, and Z. Tang, "Disentangled Representation Learning for Multiple Attributes Preserving Face Deidentification," *IEEE Transactions on Neural Networks and Learning Systems*, pp. 1–13, 2020. [Online]. Available: <https://ieeexplore.ieee.org/document/9229074/>
- [5] X. Gu, Y. Guo, F. Deligianni, B. Lo, and G.-Z. Yang, "Cross-Subject and Cross-Modal Transfer for Generalized Abnormal Gait Pattern Recognition," *IEEE Transactions on Neural Networks and Learning Systems*, pp. 1–15, 2020. [Online]. Available: <https://ieeexplore.ieee.org/document/9152163/>
- [6] K. Aberman, R. Wu, D. Lischinski, B. Chen, and D. Cohen-Or, "Learning Character-Agnostic Motion for Motion Retargeting in 2D," *ACM Transactions on Graphics*, vol. 38, no. 4, pp. 1–14, Jul. 2019, arXiv: 1905.01680. [Online]. Available: <http://arxiv.org/abs/1905.01680>
- [7] G. Chen, P. Chen, Y. Shi, C.-Y. Hsieh, B. Liao, and S. Zhang, "Rethinking the Usage of Batch Normalization and Dropout in the Training of Deep Neural Networks," *arXiv:1905.05928 [cs, stat]*, May 2019, arXiv: 1905.05928. [Online]. Available: <http://arxiv.org/abs/1905.05928>
- [8] Y. Ma, H. M. Paterson, and F. E. Pollick, "A motion capture library for the study of identity, gender, and emotion perception from biological motion," *Behavior Research Methods*, vol. 38, no. 1, pp. 134–141, Feb. 2006. [Online]. Available: <http://link.springer.com/10.3758/BF03192758>
- [9] N. Golyandina, A. Korobeynikov, and A. Zhigljavsky, *Singular Spectrum Analysis with R*, ser. Use R! Berlin, Heidelberg: Springer Berlin Heidelberg, 2018. [Online]. Available: <http://link.springer.com/10.1007/978-3-662-57380-8>
- [10] X. Gu, F. Deligianni, B. Lo, W. Chen, and G. Yang, "Markerless gait analysis based on a single RGB camera," in *2018 IEEE 15th International Conference on Wearable and Implantable Body Sensor Networks (BSN)*. Las Vegas, NV: IEEE, Mar. 2018, pp. 42–45. [Online]. Available: <http://ieeexplore.ieee.org/document/8329654/>