

On the Distribution of the Information Density of Gaussian Random Vectors: Explicit Formulas and Tight Approximations

Jonathan Huffmann and Martin Mittelbach

Chair of Communications Theory, Communications Laboratory
Department of Electrical Engineering and Information Technology
Dresden University of Technology, Germany
Email: jonathan@huffmann.net, martin.mittelbach@tu-dresden.de

Abstract

Based on the canonical correlation analysis we derive series representations of the probability density function (PDF) and the cumulative distribution function (CDF) of the information density of arbitrary Gaussian random vectors. Using the series representations we give closed-form expressions of the PDF and CDF for important special cases and derive tight approximations for the general case. Furthermore, we discuss the (in)validity of Gaussian approximations of the information density.

Index Terms

information density, information spectrum, Gaussian random vector, canonical correlation analysis

I. INTRODUCTION AND MAIN RESULTS

Let ξ and η be arbitrary random variables such that the joint distribution $P_{\xi\eta}$ is absolutely continuous w. r. t. the product $P_{\xi} \otimes P_{\eta}$ of the marginal distributions P_{ξ} and P_{η} . If $\frac{dP_{\xi\eta}}{dP_{\xi} \otimes P_{\eta}}$ denotes the Radon-Nikodym derivative of $P_{\xi\eta}$ w. r. t. $P_{\xi} \otimes P_{\eta}$, then

$$i(\xi; \eta) = \log \left(\frac{dP_{\xi\eta}}{dP_{\xi} \otimes P_{\eta}}(\xi, \eta) \right)$$

is called the information density of ξ and η . The expectation $E(i(\xi; \eta)) = I(\xi; \eta)$ of the information density, called mutual information, plays a key role in characterizing the asymptotic channel coding

performance in terms of channel capacity. The non-asymptotic performance, however, is determined by the higher-order moments of the information density and its probability distribution. Achievability and converse bounds that allow a finite blocklength analysis of the optimum channel coding rate are closely related to the distribution function of the information density, also called information spectrum by Han [1]. Moreover, based on the variance of the information density tight second-order finite blocklength approximations of the optimum code rate can be derived for various important channel models. Due to the seminal work of Polyanskiy et al. [2] considerable progress has been made in non-asymptotic information theory and the requirements of future wireless networks regarding latency and reliability stimulated a significant interest in this type of analysis (Durisi et al. [3]).

The information density $i(\xi; \eta)$ in the case when ξ and η are jointly Gaussian is of special interest due to the prominent role of the Gaussian distribution. Let $\xi = (\xi_1, \xi_2, \dots, \xi_m)$ and $\eta = (\eta_1, \eta_2, \dots, \eta_n)$ be real-valued random vectors¹ with nonsingular covariance matrices R_ξ and R_η and cross-covariance matrix $R_{\xi\eta}$ with rank $r = \text{rank}(R_{\xi\eta})$. Without loss of generality for the subsequent results, we assume the expectation of all random variables to be zero. If $(\xi_1, \xi_2, \dots, \xi_m, \eta_1, \eta_2, \dots, \eta_n)$ is a Gaussian random vector, then Pinsker [4, Ch. 9.6] has shown that the distribution of the information density $i(\xi; \eta)$ coincides with the distribution of the random variable

$$\nu = \frac{1}{2} \sum_{i=1}^r \varrho_i (\tilde{\xi}_i^2 - \tilde{\eta}_i^2) + I(\xi; \eta). \quad (1)$$

In this representation $\tilde{\xi}_1, \tilde{\xi}_2, \dots, \tilde{\xi}_r, \tilde{\eta}_1, \tilde{\eta}_2, \dots, \tilde{\eta}_r$ are independent and identically distributed (i.i.d.) Gaussian random variables with zero mean and unit variance, $\varrho_1 \geq \varrho_2 \geq \dots \geq \varrho_r > 0$ denote the positive canonical correlations (see Paragraph 2.1) of ξ and η in descending order, and the mutual information $I(\xi; \eta)$ has the form

$$I(\xi; \eta) = \frac{1}{2} \sum_{i=1}^r \log \left(\frac{1}{1 - \varrho_i^2} \right). \quad (2)$$

The rank r of the cross-covariance matrix $R_{\xi\eta}$ satisfies $0 \leq r \leq \min\{m, n\}$ and for $r = 0$ we have $i(\xi; \eta) \equiv 0$ almost surely and $I(\xi; \eta) = 0$. This corresponds to $P_{\xi\eta} = P_\xi \otimes P_\eta$ and the independence of ξ and η such that the information density is deterministic. Throughout the rest of the paper we exclude this degenerated case when the information density is considered and assume subsequently the setting and notation introduced above with $r \geq 1$.

¹For notational convenience we write vectors as row vectors. However, in expressions where matrix or vector multiplications occur, we consider all vectors as column vectors.

Based on (1) we derive series representations of the probability density function (PDF) and the cumulative distribution function (CDF) of the information density $i(\xi; \eta)$ given subsequently in Theorem 1.1 and Theorem 1.2. These representations are useful as they allow tight approximations with errors as low as desired by finite sums as shown in Section IV.

(1.1) Theorem (PDF of information density). *The PDF $f_{i(\xi; \eta)}$ of the information density $i(\xi; \eta)$ is given by*

$$f_{i(\xi; \eta)}(x) = \frac{1}{\varrho_r \sqrt{\pi}} \sum_{k_1=0}^{\infty} \sum_{k_2=0}^{\infty} \cdots \sum_{k_{r-1}=0}^{\infty} \left[\prod_{i=1}^{r-1} \frac{\varrho_r}{\varrho_i} \frac{(2k_i)!}{(k_i!)^2 4^{k_i}} \left(1 - \frac{\varrho_r^2}{\varrho_i^2}\right)^{k_i} \right] \times \frac{K_{\frac{r-1}{2} + k_1 + k_2 + \cdots + k_{r-1}} \left(\left| \frac{x - I(\xi; \eta)}{\varrho_r} \right| \right)}{\Gamma\left(\frac{r}{2} + k_1 + k_2 + \cdots + k_{r-1}\right)} \left| \frac{x - I(\xi; \eta)}{2\varrho_r} \right|^{\left(\frac{r-1}{2} + k_1 + k_2 + \cdots + k_{r-1}\right)}, \quad x \in \mathbb{R} \setminus \{I(\xi; \eta)\}, \quad (3)$$

where $\Gamma(\cdot)$ denotes the gamma function [5, Sec. 5.2.1] and $K_\alpha(\cdot)$ denotes the modified Bessel function of second kind and order α [5, Sec. 10.25(ii)]. If $r \geq 2$ then $f_{i(\xi; \eta)}(x)$ is also well defined for $x = I(\xi; \eta)$.

(1.2) Theorem (CDF of information density). *The CDF $F_{i(\xi; \eta)}$ of the information density $i(\xi; \eta)$ is given by*

$$F_{i(\xi; \eta)}(x) = \begin{cases} \frac{1}{2} - V(I(\xi; \eta) - x) & \text{if } x \leq I(\xi; \eta) \\ \frac{1}{2} + V(x - I(\xi; \eta)) & \text{if } x > I(\xi; \eta) \end{cases},$$

with $V(z)$ defined by

$$V(z) = \sum_{k_1=0}^{\infty} \sum_{k_2=0}^{\infty} \cdots \sum_{k_{r-1}=0}^{\infty} \left[\prod_{i=1}^{r-1} \frac{\varrho_r}{\varrho_i} \frac{(2k_i)!}{(k_i!)^2 4^{k_i}} \left(1 - \frac{\varrho_r^2}{\varrho_i^2}\right)^{k_i} \right] \frac{z}{2\varrho_r} \times \left[K_{\frac{r-1}{2} + k_1 + k_2 + \cdots + k_{r-1}} \left(\frac{z}{\varrho_r} \right) L_{\frac{r-3}{2} + k_1 + k_2 + \cdots + k_{r-1}} \left(\frac{z}{\varrho_r} \right) + K_{\frac{r-3}{2} + k_1 + k_2 + \cdots + k_{r-1}} \left(\frac{z}{\varrho_r} \right) L_{\frac{r-1}{2} + k_1 + k_2 + \cdots + k_{r-1}} \left(\frac{z}{\varrho_r} \right) \right], \quad z \geq 0, \quad (4)$$

where $L_\alpha(\cdot)$ denotes the modified Struve L function of order α [5, Sec. 11.2].

A simple but important special case, where the series representations in Theorem 1.1 and Theorem 1.2 simplify to a single summand is considered in the following corollary.

(1.3) Corollary (PDF and CDF of information density for equal canonical correlations). *If all canonical correlations are equal*

$$\varrho_1 = \varrho_2 = \dots = \varrho_r,$$

then the PDF $f_{i(\xi;\eta)}$ of the information density $i(\xi; \eta)$ simplifies to

$$f_{i(\xi;\eta)}(x) = \frac{1}{\varrho_r \sqrt{\pi} \Gamma\left(\frac{r}{2}\right)} \mathbf{K}_{\frac{r-1}{2}} \left(\left| \frac{x - I(\xi; \eta)}{\varrho_r} \right| \right) \left| \frac{x - I(\xi; \eta)}{2\varrho_r} \right|^{\frac{r-1}{2}}, \quad x \in \mathbb{R} \setminus \{I(\xi; \eta)\}, \quad (5)$$

where $I(\xi; \eta)$ is given by

$$I(\xi; \eta) = -\frac{r}{2} \log(1 - \varrho_r^2).$$

If $r \geq 2$ then $f_{i(\xi;\eta)}(x)$ is also well defined for $x = I(\xi; \eta)$. Further the CDF $F_{i(\xi;\eta)}$ is given by

$$F_{i(\xi;\eta)}(x) = \begin{cases} \frac{1}{2} - V(I(\xi; \eta) - x) & \text{if } x \leq I(\xi; \eta) \\ \frac{1}{2} + V(x - I(\xi; \eta)) & \text{if } x > I(\xi; \eta) \end{cases}, \quad (6)$$

with $V(z)$ defined by

$$V(z) = \frac{z}{2\varrho_r} \left[\mathbf{K}_{\frac{r-1}{2}} \left(\frac{z}{\varrho_r} \right) \mathbf{L}_{\frac{r-3}{2}} \left(\frac{z}{\varrho_r} \right) + \mathbf{K}_{\frac{r-3}{2}} \left(\frac{z}{\varrho_r} \right) \mathbf{L}_{\frac{r-1}{2}} \left(\frac{z}{\varrho_r} \right) \right], \quad z \geq 0.$$

Clearly, if all canonical correlations are equal, then the only nonzero term in the series (3) and (4) occur for $k_1 = k_2 = \dots = k_{r-1} = 0$. For this single summand the product in squared brackets in (3) and (4) is equal to 1 by applying $0^0 = 1$, which yields the results of Corollary 1.3.

(1.4) Special cases of Corollary 1.3. The case when all canonical correlations are equal is important because it occurs in various situations. The subsequent cases follow from the properties of canonical correlations given in Paragraph 2.1.

(i) Assume that

$$\text{cor}(\xi_i, \eta_i) = \rho \neq 0, \quad i = 1, 2, \dots, k \leq \min\{m, n\} \quad (7)$$

$$\text{cor}(\xi_i, \eta_i) = 0, \quad i = k + 1, \dots, \min\{m, n\}, \quad (8)$$

$$\text{cor}(\xi_i, \xi_j) = 0, \quad \text{cor}(\eta_i, \eta_j) = 0, \quad \text{cor}(\xi_i, \eta_j) = 0, \quad i \neq j, \quad (9)$$

where $\text{cor}(\cdot, \cdot)$ denotes the Pearson correlation coefficient. Then $r = k$ and $\varrho_i = |\rho|$ for all $i = 1, 2, \dots, r$. Note, if $m = n = k$ then for (7)–(9) to hold it is sufficient that the two-dimensional random vectors

(ξ_i, η_i) are i.i.d. However, the identical distribution of the (ξ_i, η_i) 's is not necessary. In Laneman [6] the distribution of the information density for an additive white Gaussian noise channel with i.i.d. Gaussian input is determined. This is a special case of the case with i.i.d. random vectors (ξ_i, η_i) just mentioned. In Wu and Jindal [7] and in Buckingham and Valenti [8] an approximation of the information density by a Gaussian random variable is considered for the setting in [6]. A special case very similar to that in [6] is also considered in Polyanskiy et al. [2, Sec. III.J]. To the best of the authors knowledge explicit formulas for the general case as considered in this paper are not available yet in the literature.

(ii) Assume that (7)–(9) are satisfied. Further assume that \hat{A} is a real nonsingular matrix of dimension $m \times m$ and \hat{B} is a real nonsingular matrix of dimension $n \times n$. Then the random vectors

$$\hat{\xi} = \hat{A} \xi \quad \text{and} \quad \hat{\eta} = \hat{B} \eta$$

have the same canonical correlations as the random vectors ξ and η , i. e., $\varrho_i = |\rho|$ for all $i = 1, 2, \dots, k \leq \min\{m, n\}$.

(iii) If $r = 1$, i. e., the cross-covariance matrix $R_{\xi, \eta}$ has rank 1, then Corollary 1.3 obviously applies, and the PDF further simplifies to

$$f_{i(\xi; \eta)}(x) = \frac{1}{\varrho_r \pi} \mathbf{K}_0 \left(\left| \frac{x - I(\xi; \eta)}{\varrho_r} \right| \right), \quad x \in \mathbb{R} \setminus \{I(\xi; \eta)\}.$$

Clearly, the most simple special case with $r = 1$ occurs for $n = m = 1$, where $\varrho_1 = |\text{cor}(\xi_1, \eta_1)|$. As a simple multivariate example let the covariance matrix of $(\xi_1, \xi_2, \dots, \xi_m, \eta_1, \eta_2, \dots, \eta_n)$ be given by the Kac-Murdock-Szegö matrix

$$\begin{pmatrix} R_\xi & R_{\xi\eta} \\ R_{\xi\eta} & R_\eta \end{pmatrix} = \left(\rho^{|i-j|} \right)_{i,j=1}^{m+n},$$

which is related to the covariance function of a first-order autoregressive process, where $0 < |\rho| < 1$. Then $\text{rank}(R_{\xi\eta}) = 1$ and $\varrho_1 = |\rho|$.

(iv) As yet another example assume $m = n$ and $R_{\xi\eta} = \rho R_\xi^{\frac{1}{2}} R_\eta^{\frac{1}{2}}$ for some $0 < |\rho| < 1$. Then $\varrho_i = |\rho|$ for $i = 1, 2, \dots, r = n$.

The rest of the paper is organized as follows. In Section II we provide some background on the canonical correlation analysis and its application to the calculation of the information density and mutual information for Gaussian random vectors. Furthermore, Section II contains auxiliary results required for the proofs of Theorem 1.1 and Theorem 1.2 given in Section III. Finite sum approximations and uniform

bounds of the approximation error are derived in Section IV, where also some examples and illustrations are provided and the (in)validity of Gaussian approximations is discussed. Finally, Section V summarizes the paper.

II. PRELIMINARIES

First introduced by Hotelling [9], the canonical correlation analysis is a widely used linear method in multivariate statistics to determine the maximum correlations between two sets of random variables. It allows a particularly simple and useful representation of the mutual information and the information density of Gaussian random vectors in terms of the so-called canonical correlations. This representation was first obtained by Gelfand and Yaglom [10] and further extended by Pinsker [4, §9]. For the convenience of the reader we summarize the essence of the canonical correlation analysis in the subsequent Paragraph 2.1 and demonstrate how it is applied to derive the representations in (1) and (2). The formulation given below is particularly suitable for implementations. The results regarding the canonical correlation analysis are given without proof. Corresponding details and thorough discussions can be found, e. g., in Härdle and Simar [11], Koch [12] or Timm [13].

(2.1) Canonical correlation analysis. Based on the nonsingular covariance matrices R_ξ and R_η of the random vectors $\xi = (\xi_1, \xi_2, \dots, \xi_m)$ and $\eta = (\eta_1, \eta_2, \dots, \eta_n)$, and the cross-covariance matrix $R_{\xi\eta}$ with rank $r = \text{rank}(R_{\xi\eta})$ satisfying $0 \leq r \leq \min\{m, n\}$ define the matrix

$$M = R_\xi^{-\frac{1}{2}} R_{\xi\eta} R_\eta^{-\frac{1}{2}},$$

where $R_\xi^{-\frac{1}{2}}$ and $R_\eta^{-\frac{1}{2}}$ can be obtain from diagonalizing R_ξ and R_η . Then the matrix M has a singular value decomposition

$$M = UDV^T,$$

where the only non-zero entries $d_{1,1}, d_{2,2}, \dots, d_{r,r} > 0$ of the matrix $D = (d_{i,j})_{i,j=1}^{m,n}$ are called canonical correlations of ξ and η , denoted by $\varrho_i = d_{i,i}, i = 1, 2, \dots, r$. The singular value decomposition can be chosen such that $\varrho_1 \geq \varrho_2 \geq \dots \geq \varrho_r$ holds, which is assumed throughout the paper.

Define the random vectors $\hat{\xi} = (\hat{\xi}_1, \hat{\xi}_2, \dots, \hat{\xi}_m)$ and $\hat{\eta} = (\hat{\eta}_1, \hat{\eta}_2, \dots, \hat{\eta}_n)$ by

$$\hat{\xi} = A\xi \quad \text{and} \quad \hat{\eta} = B\eta,$$

where the nonsingular matrices A and B are given by

$$A = U^T R_\xi^{-\frac{1}{2}} \quad \text{and} \quad B = V^T R_\eta^{-\frac{1}{2}}.$$

Then the random variables $\hat{\xi}_i, \hat{\eta}_j$ have the following correlation properties

$$\text{cor}(\hat{\xi}_i, \hat{\eta}_i) = \varrho_i, \quad i = 1, 2, \dots, r, \quad (10)$$

$$\text{cor}(\hat{\xi}_i, \hat{\eta}_i) = 0, \quad i = r + 1, \dots, \min\{m, n\}, \quad (11)$$

$$\text{cor}(\hat{\xi}_i, \hat{\xi}_j) = \text{cor}(\hat{\eta}_i, \hat{\eta}_j) = \text{cor}(\hat{\xi}_i, \hat{\eta}_j) = 0, \quad i \neq j, \quad (12)$$

and the variances are all equal to 1

$$\text{var}(\hat{\xi}_i) = 1, \quad i = 1, 2, \dots, m, \quad \text{var}(\hat{\eta}_j) = 1, \quad j = 1, 2, \dots, n.$$

(2.2) Mutual information and information density in terms of canonical correlations. Based on the results of Paragraph 2.1 we obtain for the mutual information and the information density

$$I(\xi; \eta) = I(A\xi; B\eta) = I(\hat{\xi}; \hat{\eta})$$

$$i(\xi; \eta) = i(A\xi; B\eta) = i(\hat{\xi}; \hat{\eta}) \quad (\text{almost surely})$$

because A and B are nonsingular matrices, which follows, e. g., from Pinsker [4, Th. 3.7.1].

Since we consider the case where ξ and η are jointly Gaussian, $\hat{\xi}$ and $\hat{\eta}$ are jointly Gaussian as well. Therefore, the conditions in (10)–(12) imply that all random variables $\hat{\xi}_i, \hat{\eta}_j$ are independent except for the pairs $(\hat{\xi}_i, \hat{\eta}_i)$, $i = 1, 2, \dots, r$. This implies

$$I(\xi; \eta) = \sum_{i=1}^r I(\hat{\xi}_i; \hat{\eta}_i) \quad (13)$$

$$i(\xi; \eta) = \sum_{i=1}^r i(\hat{\xi}_i; \hat{\eta}_i) \quad (\text{almost surely}) \quad (14)$$

where $i(\hat{\xi}_1; \hat{\eta}_1), i(\hat{\xi}_2; \hat{\eta}_2), \dots, i(\hat{\xi}_r; \hat{\eta}_r)$ are independent. The sum representations follow from the chain rules of mutual information and information density and the equivalence between independence and vanishing mutual information and information density.

Then (2) is obtained from (13), (10), and the formula of mutual information for the bivariate Gaussian case. Since $\hat{\xi}_i$ and $\hat{\eta}_i$ are jointly Gaussian with zero mean, unit variance, and correlation $\text{cor}(\hat{\xi}_i, \hat{\eta}_i) = \varrho_i$

the information density $i(\hat{\xi}_i; \hat{\eta}_i)$ is given by

$$i(\hat{\xi}_i; \hat{\eta}_i) = -\frac{1}{2} \log(1 - \varrho_i^2) - \frac{\varrho_i^2}{2(1 - \varrho_i^2)} \left(\hat{\xi}_i^2 - \frac{2\hat{\xi}_i\hat{\eta}_i}{\varrho_i} + \hat{\eta}_i^2 \right), \quad i = 1, 2, \dots, r. \quad (15)$$

Now assume $\tilde{\xi}_1, \tilde{\xi}_2, \dots, \tilde{\xi}_r, \tilde{\eta}_1, \tilde{\eta}_2, \dots, \tilde{\eta}_r$ are i.i.d. Gaussian random variables with zero mean and unit variance. Then for all $i = 1, 2, \dots, r$ the distribution of the random vector

$$\frac{1}{\sqrt{2}} \begin{pmatrix} \sqrt{1 + \varrho_i} & \sqrt{1 - \varrho_i} \\ \sqrt{1 + \varrho_i} & -\sqrt{1 - \varrho_i} \end{pmatrix} \begin{pmatrix} \tilde{\xi}_i \\ \tilde{\eta}_i \end{pmatrix} = \frac{1}{\sqrt{2}} \begin{pmatrix} \sqrt{1 + \varrho_i} \tilde{\xi}_i + \sqrt{1 - \varrho_i} \tilde{\eta}_i \\ \sqrt{1 + \varrho_i} \tilde{\xi}_i - \sqrt{1 - \varrho_i} \tilde{\eta}_i \end{pmatrix}$$

coincides with the distribution of the random vector $(\hat{\xi}_i, \hat{\eta}_i)$. Plugging this into (15) we obtain together with (14) that the distribution of the information density $i(\xi; \eta)$ coincides with the distribution of (1).

To prove Theorem 1.1 the following lemma regarding the characteristic function of the information density is utilized. The result of the lemma is also used in Ibragimov and Rozanov [14] but without proof. Therefore, the proof is given below for completeness.

(2.3) Lemma (Characteristic function of (shifted) information density). *The characteristic function of the shifted information density $i(\xi; \eta) - I(\xi; \eta)$ is equal to the characteristic function of the random variable*

$$\tilde{\nu} = \frac{1}{2} \sum_{i=1}^r \varrho_i (\tilde{\xi}_i^2 - \tilde{\eta}_i^2), \quad (16)$$

where $\tilde{\xi}_1, \tilde{\xi}_2, \dots, \tilde{\xi}_r, \tilde{\eta}_1, \tilde{\eta}_2, \dots, \tilde{\eta}_r$ are i.i.d. Gaussian random variables with zero mean and unit variance, and $\varrho_1, \varrho_2, \dots, \varrho_r$ are the canonical correlations of ξ and η . The characteristic function of $\tilde{\nu}$ is given by

$$\varphi_{\tilde{\nu}}(t) = \prod_{i=1}^r \frac{1}{\sqrt{1 + \varrho_i^2 t^2}}, \quad t \in \mathbb{R}. \quad (17)$$

Proof: Due to (1) the distribution of the shifted information density $i(\xi; \eta) - I(\xi; \eta)$ coincides with the distribution of the random variable $\tilde{\nu}$ in (16) such that the characteristic functions of $i(\xi; \eta) - I(\xi; \eta)$ and $\tilde{\nu}$ are equal.

It is a well known fact that $\tilde{\xi}_i^2$ and $\tilde{\eta}_i^2$ in (16) are chi-squared distributed random variables with one degree of freedom. Moreover, for the weighted random variables $\frac{\varrho_i}{2} \tilde{\xi}_i^2$ and $\frac{\varrho_i}{2} \tilde{\eta}_i^2$ we obtain the following

relation for the probability distribution for a parameter $a \geq 0$.

$$\mathbb{P}\left(\frac{\varrho_i}{2}\tilde{\xi}_i^2 \leq a\right) = \mathbb{P}\left(-\sqrt{2\varrho_i^{-1}a} \leq \tilde{\xi}_i \leq \sqrt{2\varrho_i^{-1}a}\right) = \frac{1}{\sqrt{2\pi}} \int_{x=-\sqrt{2\varrho_i^{-1}a}}^{\sqrt{2\varrho_i^{-1}a}} \exp\left(-\frac{x^2}{2}\right) dx \quad (18)$$

Substitution of $x = \sqrt{2\varrho_i^{-1}\tilde{x}}$ in (18) yields together with the symmetry of the integral

$$\mathbb{P}\left(\frac{\varrho_i}{2}\tilde{\xi}_i^2 \leq a\right) = \int_{\tilde{x}=0}^a \frac{1}{\Gamma\left(\frac{1}{2}\right)\sqrt{\varrho_i\tilde{x}}} \exp\left(-\frac{\tilde{x}}{\varrho_i}\right) d\tilde{x}. \quad (19)$$

From (19) the weighted random variables $\frac{\varrho_i}{2}\tilde{\xi}_i^2$ and $\frac{\varrho_i}{2}\tilde{\xi}_i^2$ are seen to be gamma distributed with a scale parameter of $1/\varrho_i$ and shape parameter of $1/2$. The characteristic function of these random variables therefore admits the form

$$\varphi_{\frac{\varrho_i}{2}\tilde{\xi}_i^2}(t) = (1 - \varrho_i jt)^{-\frac{1}{2}}.$$

Furthermore, from the identity $\varphi_{-\frac{\varrho_i}{2}\tilde{\xi}_i^2}(t) = \varphi_{\frac{\varrho_i}{2}\tilde{\xi}_i^2}(-t)$ for the characteristic function and from the independence of $\tilde{\xi}_i$ and $\tilde{\eta}_i$ we obtain the characteristic function of $\tilde{\nu}_i = \frac{\varrho_i}{2}(\tilde{\xi}_i^2 - \tilde{\eta}_i^2)$ to be given by

$$\varphi_{\tilde{\nu}_i}(t) = (1 - \varrho_i jt)^{-\frac{1}{2}} (1 + \varrho_i jt)^{-\frac{1}{2}} = (1 + \varrho_i^2 t^2)^{-\frac{1}{2}}.$$

Finally, because $\tilde{\nu}$ in (16) is given by the sum of the independent random variables $\tilde{\nu}_i$ the characteristic function of $\tilde{\nu}$ results from multiplying the individual characteristic functions of the random variables $\tilde{\nu}_i$. By doing so we obtain (17), which completes the proof. \blacksquare

(2.4) Proposition (Properties related to the function K_α). For all $\alpha \in \mathbb{R}$ the function

$$y \mapsto y^\alpha K_\alpha(y), \quad y \in (0, \infty),$$

where $K_\alpha(\cdot)$ denotes the modified Bessel function of second kind and order α [5, Sec. 10.25(ii)], is strictly positive and strictly monotonically decreasing. Furthermore, if $\alpha > 0$ then we have

$$\lim_{y \rightarrow +0} y^\alpha K_\alpha(y) = \sup_{y \in (0, \infty)} y^\alpha K_\alpha(y) = \Gamma(\alpha) 2^{\alpha-1}. \quad (20)$$

Proof: If $\alpha \in \mathbb{R}$ is fixed, then $K_\alpha(y)$ is strictly positive and strictly monotonically decreasing w. r. t. $y \in (0, \infty)$ due to [5, Secs. 10.27.3 and 10.37]. Furthermore, we obtain

$$\frac{dy^\alpha K_\alpha(y)}{dy} = -y^\alpha K_{\alpha-1}(y), \quad y \in (0, \infty)$$

by applying the rules to calculate derivatives of Bessel functions given in [5, Sec. 10.29(ii)]. It follows that $y^\alpha K_\alpha(y)$ is strictly positive and strictly monotonically decreasing w. r. t. $y \in (0, \infty)$ for all fixed $\alpha \in \mathbb{R}$.

Consider now the Basset integral formula as given in [5, Sec. 10.32.11]

$$K_\alpha(yz) = \frac{\Gamma(\alpha + \frac{1}{2})(2z)^\alpha}{y^\alpha \sqrt{\pi}} \int_{u=0}^{\infty} \frac{\cos(uy)}{(u^2 + z^2)^{\alpha + \frac{1}{2}}} du \quad \text{for} \quad |\arg(z)| < \frac{\pi}{2}, \quad y > 0, \quad \alpha > -\frac{1}{2} \quad (21)$$

and the integral

$$\int_{u=0}^{\infty} \frac{1}{(u^2 + 1)^{\alpha + \frac{1}{2}}} du = \frac{\sqrt{\pi} \Gamma(\alpha)}{2 \Gamma(\alpha + \frac{1}{2})} \quad \text{for} \quad \alpha > 0, \quad (22)$$

where the equality holds due to [15, Secs. 3.251.2 and 8.384.1]. Using (21) and (22) we obtain for all $\alpha > 0$

$$\begin{aligned} \lim_{y \rightarrow +0} y^\alpha K_\alpha(y) &= \lim_{y \rightarrow +0} \frac{\Gamma(\alpha + \frac{1}{2}) 2^\alpha}{\sqrt{\pi}} \int_{u=0}^{\infty} \frac{\cos(uy)}{(u^2 + 1)^{\alpha + \frac{1}{2}}} du \\ &= \frac{\Gamma(\alpha + \frac{1}{2}) 2^\alpha}{\sqrt{\pi}} \int_{u=0}^{\infty} \frac{\lim_{y \rightarrow +0} \cos(uy)}{(u^2 + 1)^{\alpha + \frac{1}{2}}} du \\ &= \frac{\Gamma(\alpha + \frac{1}{2}) 2^\alpha}{\sqrt{\pi}} \int_{u=0}^{\infty} \frac{1}{(u^2 + 1)^{\alpha + \frac{1}{2}}} du \\ &= \Gamma(\alpha) 2^{\alpha-1}, \end{aligned}$$

where the second equality holds due to the dominated convergence theorem since $\cos(uy)/(u^2 + 1)^{\alpha + \frac{1}{2}} \leq 1/(u^2 + 1)^{\alpha + \frac{1}{2}}$. Using the previously derived monotonicity we obtain (20), which completes the proof. ■

III. PROOFS OF MAIN RESULTS

III.A. PROOF OF THEOREM 1.1

To prove Theorem 1.1 we calculate the PDF $f_{\tilde{v}}$ of the random variable \tilde{v} introduced in Lemma 2.3 by inverting the characteristic function $\varphi_{\tilde{v}}$ given in (17) via the integral

$$f_{\tilde{v}}(v) = \frac{1}{2\pi} \int_{-\infty}^{\infty} \varphi_{\tilde{v}}(t) \exp(-jtv) dt, \quad v \in \mathbb{R}. \quad (23)$$

Shifting the PDF of $\tilde{\nu}$ by $I(\xi; \eta)$ we obtain the PDF $f_{i(\xi; \eta)}$ of the information density $i(\xi; \eta)$

$$f_{i(\xi; \eta)}(x) = f_{\tilde{\nu}}(x - I(\xi; \eta)), \quad x \in \mathbb{R}. \quad (24)$$

The method used subsequently is based on the work of Mathai [16]. To invert the characteristic function $\varphi_{\tilde{\nu}}$ we expand the factors in (17) as

$$\begin{aligned} (1 + \varrho_i^2 t^2)^{-\frac{1}{2}} &= (1 + \varrho_r^2 t^2)^{-\frac{1}{2}} \frac{\varrho_r}{\varrho_i} \left(1 + \left(\frac{\varrho_r^2}{\varrho_i^2} - 1 \right) (1 + \varrho_r^2 t^2)^{-1} \right)^{-\frac{1}{2}} \\ &= (1 + \varrho_r^2 t^2)^{-\frac{1}{2}} \sum_{k=0}^{\infty} (-1)^k \binom{-\frac{1}{2}}{k} \frac{\varrho_r}{\varrho_i} \left(1 - \frac{\varrho_r^2}{\varrho_i^2} \right)^k (1 + \varrho_r^2 t^2)^{-k}, \end{aligned} \quad (25)$$

where the binomial series is used for the expansion in (25). Since

$$\left| \left(1 - \frac{\varrho_r^2}{\varrho_i^2} \right) (1 + \varrho_r^2 t^2)^{-1} \right| < 1$$

holds for all $t \in \mathbb{R}$ the series in (25) is absolutely convergent for all $t \in \mathbb{R}$. Using the expansion in (25) and the absolute convergence together with the identity

$$\binom{-\frac{1}{2}}{k} = \frac{(-1)^k (2k)!}{(k!)^2 4^k}$$

we can rewrite the characteristic function $\varphi_{\tilde{\nu}}$ as

$$\varphi_{\tilde{\nu}}(t) = \sum_{k_1=0}^{\infty} \sum_{k_2=0}^{\infty} \cdots \sum_{k_{r-1}=0}^{\infty} \left[\prod_{i=1}^{r-1} \frac{\varrho_r}{\varrho_i} \frac{(2k_i)!}{(k_i!)^2 4^{k_i}} \left(1 - \frac{\varrho_r^2}{\varrho_i^2} \right)^{k_i} \right] (1 + \varrho_r^2 t^2)^{-\left(\frac{r}{2} + k_1 + k_2 + \cdots + k_{r-1}\right)}, \quad t \in \mathbb{R}. \quad (26)$$

To obtain the PDF $f_{\tilde{\nu}}$ we evaluate the inversion integral (23) based on the series representation in (26). Since every series in (26) is absolutely convergent we can exchange summation and integration. Let $p = \frac{r}{2} + k_1 + k_2 + \cdots + k_{r-1}$. Then by symmetry we have for the integral of a summand

$$\int_{t=-\infty}^{\infty} \frac{\exp(-jtv)}{(1 + \varrho_r^2 t^2)^p} dt = 2 \int_{t=0}^{\infty} \frac{\cos(tv)}{(1 + \varrho_r^2 t^2)^p} dt = \frac{2}{\varrho_r} \int_{u=0}^{\infty} \frac{\cos(uv/\varrho_r)}{(1 + u^2)^p} du, \quad (27)$$

where the second equality is a result of the substitution $t = u/\varrho_r$. By setting $z = 1$, $\alpha = p - \frac{1}{2} \geq 0$ and $y = v/\varrho_r$ in the Basset integral formula given in (21) in the proof of Proposition 2.4 and using the symmetry with respect to v we can evaluate (27) to the following form.

$$\int_{t=-\infty}^{\infty} \frac{\exp(-jtv)}{(1 + \varrho_r^2 t^2)^p} dt = \frac{\sqrt{\pi}}{\Gamma(p)} 2^{p-\frac{3}{2}} \varrho_r^{p+\frac{1}{2}} \mathbf{K}_{p-\frac{1}{2}} \left(\frac{|v|}{\varrho_r} \right) |v|^{p-\frac{1}{2}}, \quad v \in \mathbb{R} \setminus \{0\}. \quad (28)$$

Combining (23), (26) and (28) yields

$$f_{\tilde{\nu}}(v) = \frac{1}{2\sqrt{\pi}} \sum_{k_1=0}^{\infty} \sum_{k_2=0}^{\infty} \cdots \sum_{k_{r-1}=0}^{\infty} \left[\prod_{i=1}^{r-1} \frac{\varrho_r}{\varrho_i} \frac{(2k_i)!}{(k_i!)^2 4^{k_i}} \left(1 - \frac{\varrho_r^2}{\varrho_i^2}\right)^{k_i} \right] \times \frac{K_{\frac{r-1}{2}+k_1+k_2+\cdots+k_{r-1}}\left(\frac{|v|}{\varrho_r}\right) |v|^{\left(\frac{r-1}{2}+k_1+k_2+\cdots+k_{r-1}\right)}}{\Gamma\left(\frac{r}{2}+k_1+k_2+\cdots+k_{r-1}\right) 2^{\left(\frac{r-3}{2}+k_1+k_2+\cdots+k_{r-1}\right)} \varrho_r^{\left(\frac{r+1}{2}+k_1+k_2+\cdots+k_{r-1}\right)}}, \quad v \in \mathbb{R} \setminus \{0\}. \quad (29)$$

Slightly rearranging terms and applying (24) yields the PDF of the information density $i(\xi; \eta)$ given in (3).

It remains to show that $f_{i(\xi; \eta)}(x)$ is also well defined for $x = I(\xi; \eta)$ if $r \geq 2$. Indeed, if $r \geq 2$ then we can use Proposition 2.4 to obtain

$$\lim_{x \rightarrow I(\xi; \eta)} f_{i(\xi; \eta)}(x) = \frac{1}{2\varrho_r \sqrt{\pi}} \sum_{k_1=0}^{\infty} \sum_{k_2=0}^{\infty} \cdots \sum_{k_{r-1}=0}^{\infty} \left[\prod_{i=1}^{r-1} \frac{\varrho_r}{\varrho_i} \frac{(2k_i)!}{(k_i!)^2 4^{k_i}} \left(1 - \frac{\varrho_r^2}{\varrho_i^2}\right)^{k_i} \right] \times \frac{\Gamma\left(\frac{r-1}{2}+k_1+k_2+\cdots+k_{r-1}\right)}{\Gamma\left(\frac{r-1}{2}+k_1+k_2+\cdots+k_{r-1}+\frac{1}{2}\right)}$$

where we used the exchangeability of the limit and the summation due to the absolute convergence of the series. Since $\Gamma(\alpha)/\Gamma(\alpha + \frac{1}{2})$ is decreasing w. r. t. $\alpha \geq \frac{1}{2}$, we have

$$\frac{\Gamma\left(\frac{r-1}{2}+k_1+k_2+\cdots+k_{r-1}\right)}{\Gamma\left(\frac{r-1}{2}+k_1+k_2+\cdots+k_{r-1}+\frac{1}{2}\right)} \leq \frac{\Gamma\left(\frac{r-1}{2}\right)}{\Gamma\left(\frac{r-1}{2}+\frac{1}{2}\right)} \leq \sqrt{\pi}.$$

Then together with (39) in the proof of Theorem 4.1 it follows that $\lim_{x \rightarrow I(\xi; \eta)} f_{i(\xi; \eta)}(x)$ exists and is finite, which completes the proof. \blacksquare

III.B. PROOF OF THEOREM 1.2

To prove Theorem 1.2 we calculate the CDF $F_{\tilde{\nu}}$ of the random variable $\tilde{\nu}$ introduced in Lemma 2.3 by integrating the PDF $f_{\tilde{\nu}}$ given in (29). Shifting the CDF of $\tilde{\nu}$ by $I(\xi; \eta)$ we obtain the CDF $F_{i(\xi; \eta)}$ of the information density $i(\xi; \eta)$

$$F_{i(\xi; \eta)}(x) = F_{\tilde{\nu}}(x - I(\xi; \eta)), \quad x \in \mathbb{R}. \quad (30)$$

Using the symmetry of $f_{\tilde{\nu}}$ we can write

$$F_{\tilde{\nu}}(z) = \mathbb{P}(\tilde{\nu} \leq z) = \begin{cases} \frac{1}{2} - \int_{v=0}^{-z} f_{\tilde{\nu}}(v) dv & \text{for } z \leq 0 \\ \frac{1}{2} + \int_{v=0}^z f_{\tilde{\nu}}(v) dv & \text{for } z > 0 \end{cases}.$$

It is therefore sufficient to evaluate the integral

$$V(z) := \int_{v=0}^z f_{\tilde{v}}(v) dv \quad \text{for } z \geq 0. \quad (31)$$

To calculate the integral (31), we plug (29) into (31) and exchange integration and summation, which is justified by the monotone convergence theorem. To evaluate the integral of a summand consider the following identity

$$\int_{x=0}^z x^\alpha K_\alpha(x) dx = 2^{\alpha-1} \sqrt{\pi} \Gamma\left(\alpha + \frac{1}{2}\right) z \left[K_\alpha(z) L_{\alpha-1}(z) + K_{\alpha-1}(z) L_\alpha(z) \right] \quad \text{for } \alpha > -\frac{1}{2} \quad (32)$$

given in [17, Sec. 1.12.1.3], where $L_\alpha(\cdot)$ denotes the modified Struve L function of order α [5, Sec. 11.2].

Using (32) with $\alpha = \frac{r-1}{2} + k_1 + k_2 + \dots + k_{r-1} \geq 0$ we obtain

$$\begin{aligned} V(z) = & \sum_{k_1=0}^{\infty} \sum_{k_2=0}^{\infty} \dots \sum_{k_{r-1}=0}^{\infty} \left[\prod_{i=1}^{r-1} \frac{\varrho_r}{\varrho_i} \frac{(2k_i)!}{(k_i!)^2 4^{k_i}} \left(1 - \frac{\varrho_r^2}{\varrho_i^2}\right)^{k_i} \right] \frac{z}{2\varrho_r} \times \\ & \left[K_{\frac{r-1}{2} + k_1 + k_2 + \dots + k_{r-1}} \left(\frac{z}{\varrho_r}\right) L_{\frac{r-3}{2} + k_1 + k_2 + \dots + k_{r-1}} \left(\frac{z}{\varrho_r}\right) + \right. \\ & \left. K_{\frac{r-3}{2} + k_1 + k_2 + \dots + k_{r-1}} \left(\frac{z}{\varrho_r}\right) L_{\frac{r-1}{2} + k_1 + k_2 + \dots + k_{r-1}} \left(\frac{z}{\varrho_r}\right) \right] \quad \text{for } z \geq 0, \end{aligned}$$

which completes the proof. ■

IV. APPROXIMATIONS AND NUMERICAL EXAMPLES

IV.A. FINITE SUM APPROXIMATIONS

If there are at least two distinct canonical correlations, then the PDF $f_{i(\xi;\eta)}$ and CDF $F_{i(\xi;\eta)}$ of the information density $i(\xi;\eta)$ are given by the infinite series in Theorem 1.1 and Theorem 1.2. If we consider only a finite number of summands in these representations then we obtain approximations suitable in particular for numerical calculations. Let us consider for $r \geq 2$ and at least two distinct canonical correlations the following approximated PDF

$$\begin{aligned} \hat{f}_{i(\xi;\eta)}(x, n_1, n_2, \dots, n_{r-1}) = & \frac{1}{\varrho_r \sqrt{\pi}} \sum_{k_1=0}^{n_1} \sum_{k_2=0}^{n_2} \dots \sum_{k_{r-1}=0}^{n_{r-1}} \left[\prod_{i=1}^{r-1} \frac{\varrho_r}{\varrho_i} \frac{(2k_i)!}{(k_i!)^2 4^{k_i}} \left(1 - \frac{\varrho_r^2}{\varrho_i^2}\right)^{k_i} \right] \times \\ & \frac{K_{\frac{r-1}{2} + k_1 + k_2 + \dots + k_{r-1}} \left(\left|\frac{x - I(\xi;\eta)}{\varrho_r}\right|\right)}{\Gamma\left(\frac{r}{2} + k_1 + k_2 + \dots + k_{r-1}\right)} \left| \frac{x - I(\xi;\eta)}{2\varrho_r} \right|^{\left(\frac{r-1}{2} + k_1 + k_2 + \dots + k_{r-1}\right)}, \quad x \in \mathbb{R} \setminus \{I(\xi;\eta)\}, \quad (33) \end{aligned}$$

and CDF

$$\hat{F}_{i(\xi;\eta)}(x, n_1, n_2, \dots, n_{r-1}) = \begin{cases} \frac{1}{2} - \hat{V}(I(\xi; \eta) - x, n_1, n_2, \dots, n_{r-1}) & \text{if } x \leq I(\xi; \eta) \\ \frac{1}{2} + \hat{V}(x - I(\xi; \eta), n_1, n_2, \dots, n_{r-1}) & \text{if } x > I(\xi; \eta) \end{cases}, \quad (34)$$

with $\hat{V}(z, n_1, n_2, \dots, n_{r-1})$ defined by

$$\begin{aligned} \hat{V}(z, n_1, n_2, \dots, n_{r-1}) = & \sum_{k_1=0}^{n_1} \sum_{k_2=0}^{n_2} \cdots \sum_{k_{r-1}=0}^{n_{r-1}} \left[\prod_{i=1}^{r-1} \frac{\varrho_r}{\varrho_i} \frac{(2k_i)!}{(k_i!)^2 4^{k_i}} \left(1 - \frac{\varrho_r^2}{\varrho_i^2}\right)^{k_i} \right] \frac{z}{2\varrho_r} \times \\ & \left[\mathbf{K}_{\frac{r-1}{2}+k_1+k_2+\dots+k_{r-1}}\left(\frac{z}{\varrho_r}\right) \mathbf{L}_{\frac{r-3}{2}+k_1+k_2+\dots+k_{r-1}}\left(\frac{z}{\varrho_r}\right) + \right. \\ & \left. \mathbf{K}_{\frac{r-3}{2}+k_1+k_2+\dots+k_{r-1}}\left(\frac{z}{\varrho_r}\right) \mathbf{L}_{\frac{r-1}{2}+k_1+k_2+\dots+k_{r-1}}\left(\frac{z}{\varrho_r}\right) \right], \quad z \geq 0, \end{aligned}$$

where $n_1, n_2, \dots, n_{r-1} \in \mathbb{N}_0$ are constants specifying the number of summands taken into account for the approximation. The following theorem provides suitable error bounds related to the approximation of the PDF and CDF by finite sums.

(4.1) Theorem (Bounds of the approximation error for PDF and CDF). *Let $r \geq 2$ and assume that at least two canonical correlations are distinct. Then we have the following error bounds*

$$\begin{aligned} |f_{i(\xi;\eta)}(x) - \hat{f}_{i(\xi;\eta)}(x, n_1, n_2, \dots, n_{r-1})| \leq \\ \frac{\Gamma\left(\frac{r-1}{2} + n_1 + n_2 + \dots + n_{r-1}\right)}{2\varrho_r \sqrt{\pi} \Gamma\left(\frac{r}{2} + n_1 + n_2 + \dots + n_{r-1}\right)} (1 - \hat{S}(n_1, n_2, \dots, n_{r-1})), \quad x \in \mathbb{R}, \end{aligned} \quad (35)$$

and

$$|V(z) - \hat{V}(z, n_1, n_2, \dots, n_{r-1})| \leq \frac{1}{2} (1 - \hat{S}(n_1, n_2, \dots, n_{r-1})), \quad z \geq 0, \quad (36)$$

where

$$\hat{S}(n_1, n_2, \dots, n_{r-1}) = \sum_{k_1=0}^{n_1} \sum_{k_2=0}^{n_2} \cdots \sum_{k_{r-1}=0}^{n_{r-1}} \left[\prod_{i=1}^{r-1} \frac{\varrho_r}{\varrho_i} \frac{(2k_i)!}{(k_i!)^2 4^{k_i}} \left(1 - \frac{\varrho_r^2}{\varrho_i^2}\right)^{k_i} \right].$$

Proof: From the special case where all canonical correlations are equal we can conclude from the CDF given in Corollary 1.3 that the function

$$z \mapsto z \left[\mathbf{K}_\alpha(z) \mathbf{L}_{\alpha-1}(z) + \mathbf{K}_{\alpha-1}(z) \mathbf{L}_\alpha(z) \right], \quad z \geq 0, \quad (37)$$

is monotonically increasing for all $\alpha = (j - 1)/2$, $j \in \mathbb{N}$ and that further

$$\lim_{z \rightarrow \infty} z \left[K_\alpha(z) L_{\alpha-1}(z) + K_{\alpha-1}(z) L_\alpha(z) \right] = 1 \quad (38)$$

holds. Using (38) we obtain from (4)

$$\lim_{z \rightarrow \infty} 2V(z) = \sum_{k_1=0}^{\infty} \sum_{k_2=0}^{\infty} \cdots \sum_{k_{r-1}=0}^{\infty} \left[\prod_{i=1}^{r-1} \frac{\varrho_r}{\varrho_i} \frac{(2k_i)!}{(k_i!)^2 4^{k_i}} \left(1 - \frac{\varrho_r^2}{\varrho_i^2} \right)^{k_i} \right]$$

by exchanging the limit and the summation, which is justified by the monotone convergence theorem.

Due to the properties of the CDF we have $\lim_{z \rightarrow \infty} 2V(z) = 1$ and therefore

$$\sum_{k_2=0}^{\infty} \cdots \sum_{k_{r-1}=0}^{\infty} \left[\prod_{i=1}^{r-1} \frac{\varrho_r}{\varrho_i} \frac{(2k_i)!}{(k_i!)^2 4^{k_i}} \left(1 - \frac{\varrho_r^2}{\varrho_i^2} \right)^{k_i} \right] = 1. \quad (39)$$

We now obtain

$$\begin{aligned} |V(z) - \hat{V}(z, n_1, n_2, \dots, n_{r-1})| &= \frac{1}{2} \sum_{(k_1, k_2, \dots, k_{r-1}) \in N(n_1, n_2, \dots, n_{r-1})} \left[\prod_{i=1}^{r-1} \frac{\varrho_r}{\varrho_i} \frac{(2k_i)!}{(k_i!)^2 4^{k_i}} \left(1 - \frac{\varrho_r^2}{\varrho_i^2} \right)^{k_i} \right] \times \\ &\quad \frac{z}{\varrho_r} \left[K_{\frac{r-1}{2} + k_1 + k_2 + \dots + k_{r-1}} \left(\frac{z}{\varrho_r} \right) L_{\frac{r-3}{2} + k_1 + k_2 + \dots + k_{r-1}} \left(\frac{z}{\varrho_r} \right) \right. \\ &\quad \left. + K_{\frac{r-3}{2} + k_1 + k_2 + \dots + k_{r-1}} \left(\frac{z}{\varrho_r} \right) L_{\frac{r-1}{2} + k_1 + k_2 + \dots + k_{r-1}} \left(\frac{z}{\varrho_r} \right) \right] \\ &\leq \frac{1}{2} \sum_{(k_1, k_2, \dots, k_{r-1}) \in N(n_1, n_2, \dots, n_{r-1})} \left[\prod_{i=1}^{r-1} \frac{\varrho_r}{\varrho_i} \frac{(2k_i)!}{(k_i!)^2 4^{k_i}} \left(1 - \frac{\varrho_r^2}{\varrho_i^2} \right)^{k_i} \right] \\ &= \frac{1}{2} (1 - \hat{S}(n_1, n_2, \dots, n_{r-1})), \end{aligned}$$

where $N(n_1, n_2, \dots, n_{r-1}) = \mathbb{N}^{r-1} \setminus \{0, 1, \dots, n_1\} \times \{0, 1, \dots, n_2\} \times \dots \times \{0, 1, \dots, n_{r-1}\}$. The inequality follows from the monotonicity of the function in (37) and from (38). The last equality follows from (39).

Similarly, we obtain

$$\begin{aligned}
 & |f_{i(\xi;\eta)}(x) - \hat{f}_{i(\xi;\eta)}(x, n_1, n_2, \dots, n_{r-1})| \\
 &= \frac{1}{\varrho_r \sqrt{\pi}} \sum_{(k_1, k_2, \dots, k_{r-1}) \in N(n_1, n_2, \dots, n_{r-1})} \left[\prod_{i=1}^{r-1} \frac{\varrho_r}{\varrho_i} \frac{(2k_i)!}{(k_i!)^2 4^{k_i}} \left(1 - \frac{\varrho_r^2}{\varrho_i^2}\right)^{k_i} \right] \times \\
 &\quad \frac{K_{\frac{r-1}{2} + k_1 + k_2 + \dots + k_{r-1}} \left(\left| \frac{x - I(\xi; \eta)}{\varrho_r} \right| \right)}{\Gamma\left(\frac{r}{2} + k_1 + k_2 + \dots + k_{r-1}\right)} \left| \frac{x - I(\xi; \eta)}{2\varrho_r} \right|^{\left(\frac{r-1}{2} + k_1 + k_2 + \dots + k_{r-1}\right)} \\
 &\leq \frac{1}{\varrho_r \sqrt{\pi}} \sum_{(k_1, k_2, \dots, k_{r-1}) \in N(n_1, n_2, \dots, n_{r-1})} \left[\prod_{i=1}^{r-1} \frac{\varrho_r}{\varrho_i} \frac{(2k_i)!}{(k_i!)^2 4^{k_i}} \left(1 - \frac{\varrho_r^2}{\varrho_i^2}\right)^{k_i} \right] \frac{\Gamma\left(\frac{r-1}{2} + k_1 + k_2 + \dots + k_{r-1}\right)}{2\Gamma\left(\frac{r}{2} + k_1 + k_2 + \dots + k_{r-1}\right)} \\
 &\leq \frac{\Gamma\left(\frac{r-1}{2} + n_1 + n_2 + \dots + n_{r-1}\right)}{2\varrho_r \sqrt{\pi} \Gamma\left(\frac{r}{2} + n_1 + n_2 + \dots + n_{r-1}\right)} (1 - \hat{S}(n_1, n_2, \dots, n_{r-1})),
 \end{aligned}$$

where for the first inequality we have used Proposition 2.4 and for the second inequality we have used (39) and the decreasing monotonicity of $\Gamma(\alpha)/\Gamma(\alpha + \frac{1}{2})$ w. r. t. $\alpha \geq \frac{1}{2}$. This completes the proof. \blacksquare

(4.2) Remark. Note that the bound in (35) can be further simplified using the inequality

$$\frac{\Gamma(\alpha)}{\Gamma\left(\alpha + \frac{1}{2}\right)} \leq \sqrt{\pi}.$$

Further note that the derived error bounds are uniform in the sense that they only depend on the parameters of the given Gaussian distribution and the number of summands considered. As can be seen from (39) the bounds converge to zero as the number of summands jointly increase.

IV.B. NUMERICAL EXAMPLES AND ILLUSTRATIONS

We illustrate the results of this paper with some examples. First, we consider the special case of Corollary 1.3 when all canonical correlations are equal. The PDF and CDF given by (5) and (6) are illustrated in Figure 1 and 2 in centered form, i. e., shifted by $I(\xi; \eta)$, for $r \in \{1, 2, 3, 4, 5\}$ and equal canonical correlations $\varrho_i = 0.9, i = 1, \dots, r$. In Figure 3 and 4 a fixed number of $r = 5$ equal canonical correlations $\varrho_i \in \{0.1, 0.2, 0.5, 0.7, 0.9\}, i = 1, \dots, r$ is considered. When all canonical correlations are equal, then due to the central limit theorem the distribution of the information density $i(\xi; \eta)$ converges to a Gaussian distribution as $r \rightarrow \infty$. Figure 5 and 6 show for $r \in \{5, 10, 20, 40\}$ and equal canonical correlations $\varrho_i = 0.2, r = 1, 2, \dots, r$ the PDF and CDF of the information density together with corresponding Gaussian approximations. The approximations are obtained by considering Gaussian

distributions, which have the same variance as the information density $i(\xi; \eta)$. The variance is given by

$$\text{var}(i(\xi; \eta)) = \sum_{i=1}^r \varrho_i^2,$$

as can be easily derived from the representation in (1). The illustrations show that a high number of equal canonical correlations is required such that the distribution of the information density is approximately Gaussian.

To illustrate the case with different canonical correlations let us consider the sequence $\{\varrho_1(T), \varrho_2(T), \dots, \varrho_r(T)\}$ with

$$\varrho_i(T) = \sqrt{\frac{T^2}{T^2 + \pi \left(i - \frac{1}{2}\right)^2}}, \quad i = 1, 2, \dots, r. \quad (40)$$

These canonical correlations are related to the information density of a continuous-time additive white Gaussian noise channel confined to a finite time interval $[0, T]$ with a Brownian motion as input signal (see e. g. Huffmann [18, Sec. 8.1] for more details). Figure 7 and 8 show the approximated PDF $\hat{f}_{i(\xi; \eta) - I(\xi; \eta)}$ and CDF $\hat{F}_{i(\xi; \eta) - I(\xi; \eta)}$ for $r \in \{2, 5, 10, 15\}$ and $T = 1$ using the finite sums (33) and (34). The bounds of the approximation error given in Theorem 4.1 are chosen such that there are no differences visible in the plots by further lowering the approximation error. The number $n = n_1 + n_2 + \dots + n_{r-1}$ required in (33) and (34) to achieve these error bounds for $r \in \{2, 5, 10, 15\}$ is equal to $n \in \{13, 127, 576, 1349\}$. Choosing r larger than 15 for the canonical correlations (40) with $T = 1$ does not result in visible changes of the PDF and CDF compared to $r = 15$. This demonstrates together with Figure 7 and 8 that a Gaussian approximation is not valid for this example, even if $r \rightarrow \infty$. This conclusion holds whenever the canonical correlations have a decaying behaviour as in this example.

V. SUMMARY OF CONTRIBUTIONS

In this paper we derived series representations of the PDF and CDF of the information density for arbitrary Gaussian random vectors using canonical correlation analysis. We provided closed-form expressions for the important special case, where all canonical correlations are equal and derived error bounds for finite sum approximations of the general case. These approximations are suitable for arbitrarily accurate numerical calculations, where the approximation error can be easily determined with the derived error bounds. Furthermore, we provided examples showing the (in)validity of approximating the information density with a Gaussian random variable.

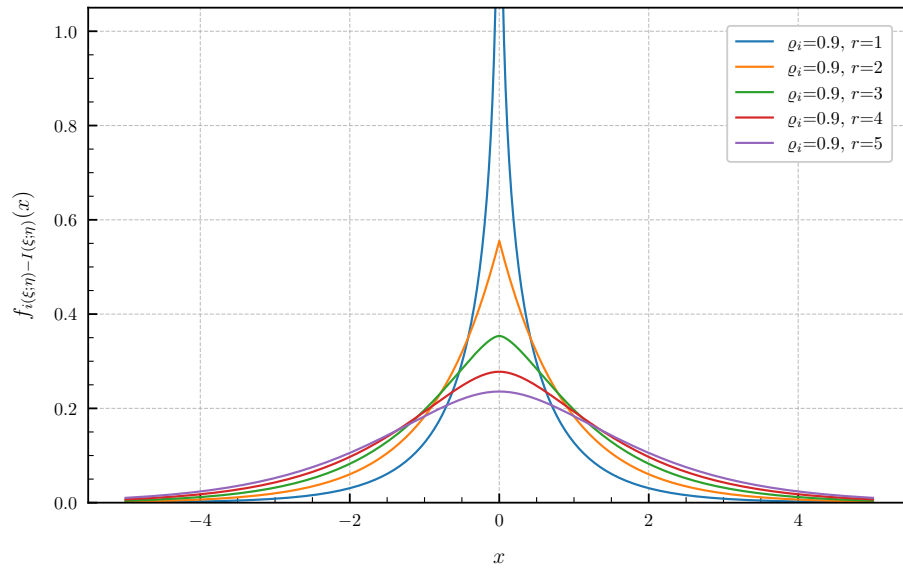


Fig. 1: PDF $f_{i(\xi;\eta)-I(\xi;\eta)}$ for $r \in \{1, 2, 3, 4, 5\}$ equal canonical correlations $\varrho_i = 0.9$.

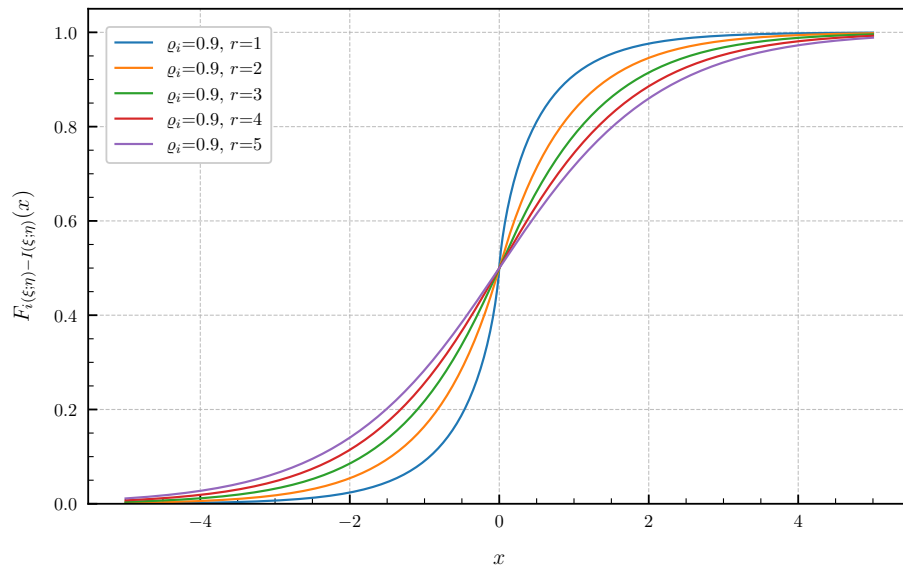


Fig. 2: CDF $F_{i(\xi;\eta)-I(\xi;\eta)}$ for $r \in \{1, 2, 3, 4, 5\}$ equal canonical correlations $\varrho_i = 0.9$.

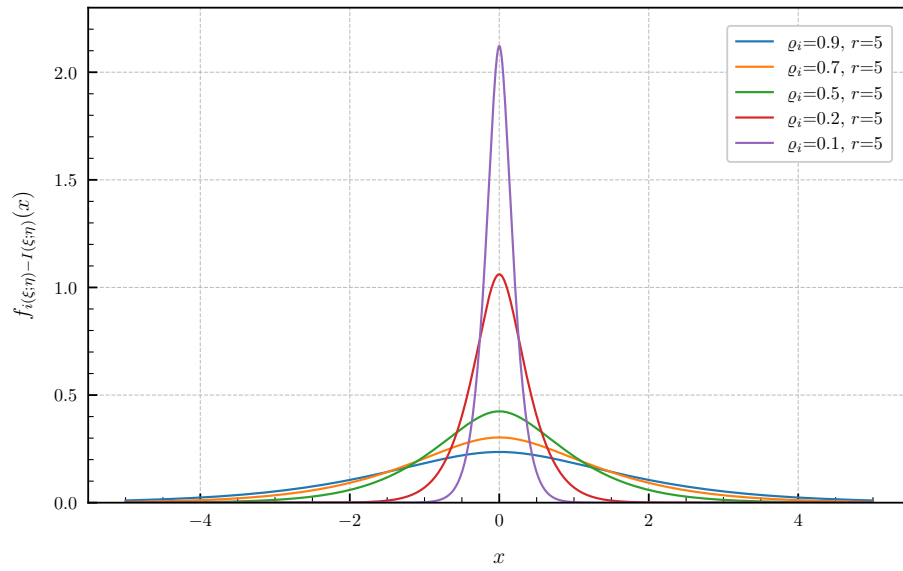


Fig. 3: PDF $f_{i(\xi;\eta)-I(\xi;\eta)}$ for $r = 5$ equal canonical correlations $\varrho_i \in \{0.1, 0.2, 0.5, 0.7, 0.9\}$.

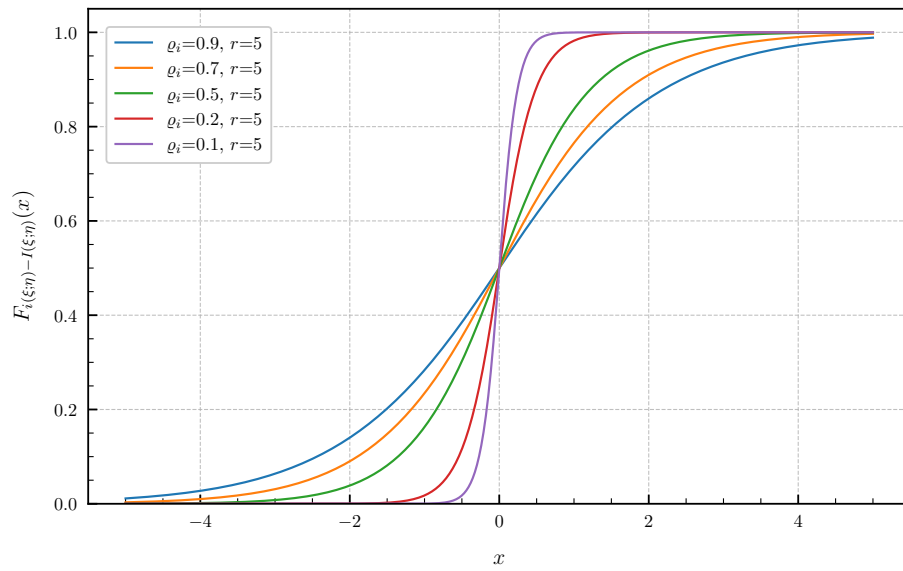


Fig. 4: CDF $F_{i(\xi;\eta)-I(\xi;\eta)}$ for $r = 5$ equal canonical correlations $\varrho_i \in \{0.1, 0.2, 0.5, 0.7, 0.9\}$.

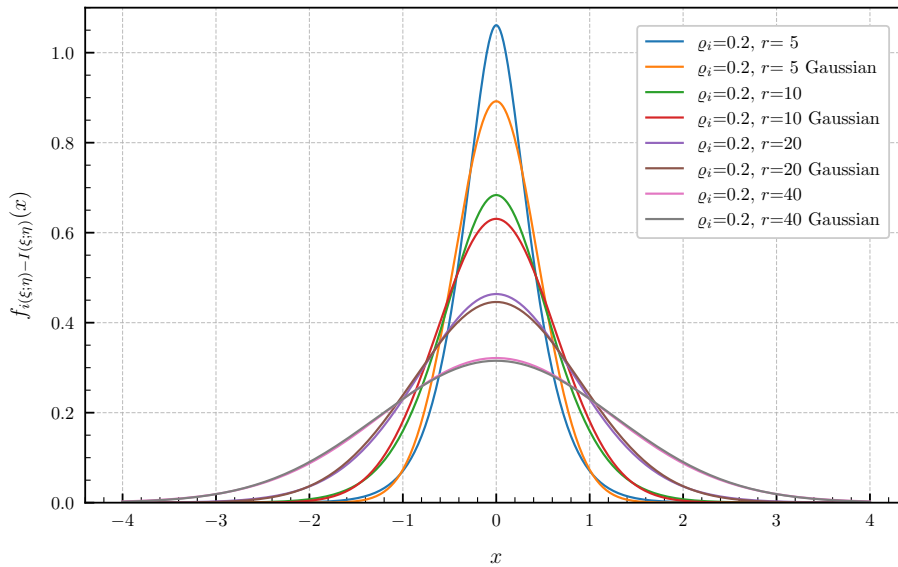


Fig. 5: PDF $f_{I(\xi;\eta)-I(\xi;\eta)}$ for $r \in \{5, 10, 20, 40\}$ equal canonical correlations $\varrho_i = 0.2$ vs. Gaussian approximation.

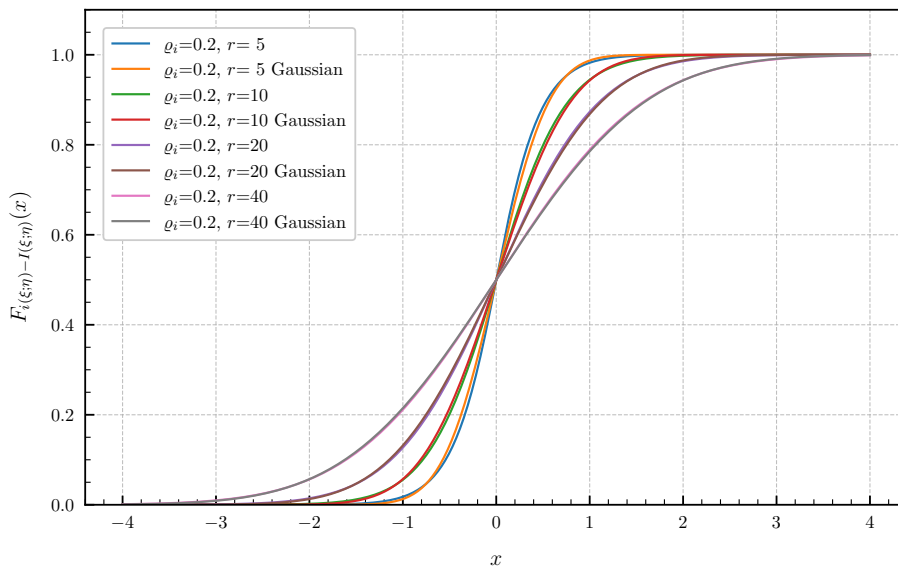


Fig. 6: CDF $F_{I(\xi;\eta)-I(\xi;\eta)}$ for $r \in \{5, 10, 20, 40\}$ equal canonical correlations $\varrho_i = 0.2$ vs. Gaussian approximation.

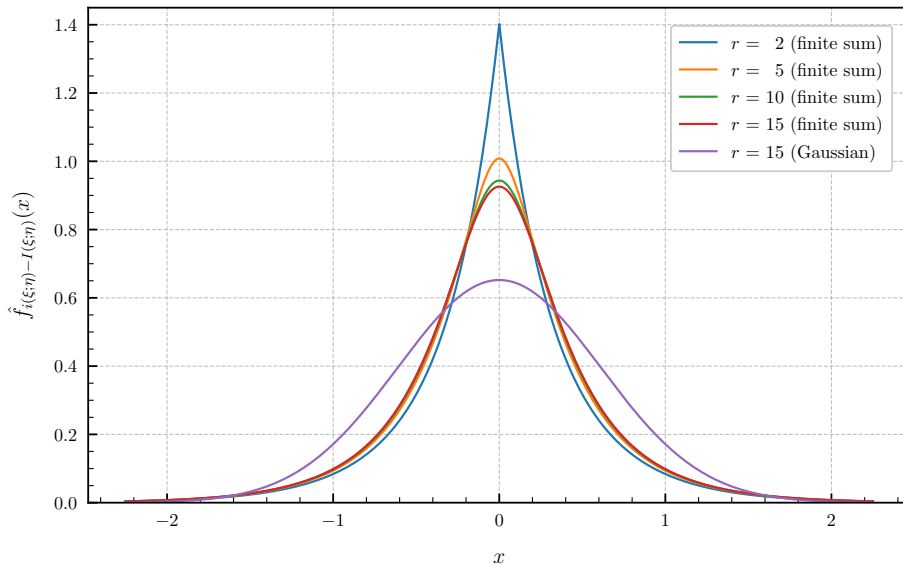


Fig. 7: Approximated PDF $\hat{f}_{i(\xi;\eta)-I(\xi;\eta)}$ for $r \in \{2, 5, 10, 15\}$ canonical correlations $\varrho_i(T)$ given in (40) for $T = 1$ (approximation error $< 2e-02$) vs. Gaussian approximation ($r = 15$).

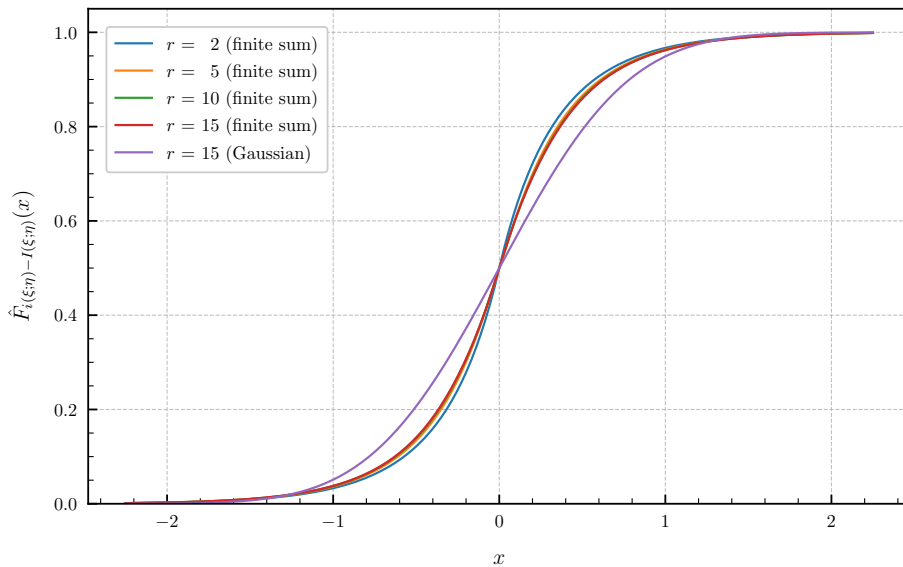


Fig. 8: Approximated CDF $\hat{F}_{i(\xi;\eta)-I(\xi;\eta)}$ for $r \in \{2, 5, 10, 15\}$ canonical correlations $\varrho_i(T)$ given in (40) for $T = 1$ (approximation error $< 4e-02$) vs. Gaussian approximation ($r = 15$).

REFERENCES

- [1] T. S. Han, *Information-Spectrum Methods in Information Theory*. Springer, 2003.
- [2] Y. Polyanskiy, H. V. Poor, and S. Verdú, “Channel coding rate in the finite blocklength regime,” *IEEE Transactions on Information Theory*, vol. 56, no. 5, pp. 2307–2359, 2010.
- [3] G. Durisi, T. Koch, and P. Popovski, “Toward massive, ultrareliable, and low-latency wireless communication with short packets,” *Proceedings of the IEEE*, vol. 104, no. 9, pp. 1711–1726, 2016.
- [4] M. S. Pinsker, *Information and Information Stability of Random Variables and Processes*. Holden-Day, 1964.
- [5] F. W. J. Olver, D. W. Lozier, R. F. Boisvert, and C. W. Clark, Eds., *NIST Handbook of Mathematical Functions*. Cambridge University Press, 2010.
- [6] J. N. Laneman, “On the distribution of mutual information,” in *Proceedings of the Workshop Information Theory and its Applications (ITA)*, San Diego, CA, USA, 2006.
- [7] P. Wu and N. Jindal, “Coding versus ARQ in fading channels: How reliable should the PHY be?” *IEEE Transactions on Communications*, vol. 59, no. 12, pp. 3363–3374, December 2011.
- [8] D. Buckingham and M. C. Valenti, “The information-outage probability of finite-length codes over AWGN channels,” in *Proceedings of the 42nd Annual Conference on Information Sciences and Systems*, Princeton, NJ, USA, March 2008.
- [9] H. Hotelling, “Relations between two sets of variates,” *Biometrika*, vol. 28, no. 3/4, pp. 321–377, 1936.
- [10] I. M. Gelfand and A. M. Yaglom, “Calculation of the amount of information about a random function contained in another such function,” in *AMS Translations, Series 2*. AMS, 1959, vol. 12, pp. 199–246.
- [11] W. K. Härdle and L. Simar, *Applied Multivariate Statistical Analysis*, 4th ed. Springer, 2015.
- [12] I. Koch, *Analysis of Multivariate and High-Dimensional Data*. Cambridge University Press, 2014.
- [13] N. H. Timm, *Applied Multivariate Analysis*. Springer, 2002.
- [14] I. A. Ibragimov and Y. A. Rozanov, “On the connection between two characteristics of dependence of Gaussian random vectors,” *Theory of Probability and its Applications*, vol. 15, no. 2, pp. 295–299, 1970.
- [15] I. S. Gradshteyn and I. M. Ryzhik, *Table of Integrals, Series, and Products*, 7th ed., A. Jeffrey and D. Zwillinger, Eds. Elsevier, 2007.
- [16] A. M. Mathai, “Storage capacity of a dam with gamma type inputs,” *Annals of the Institute of Statistical Mathematics*, vol. 34, no. 3, pp. 591–597, 1982.
- [17] A. P. Prudnikov, Y. A. Brychov, and O. I. Marichev, *Integrals and Series: Special Functions*. Gordon and Breach, 1986, vol. II.
- [18] J. E. W. Huffmann, *Canonical Correlation and the Calculation of Information Measures for Infinite-Dimensional Distributions*. Diploma Thesis, Department of Electrical Engineering and Information Technology, Technische Universität Dresden, Feb. 2021. [Online]. Available: <https://nbn-resolving.org/urn:nbn:de:bsz:14-qucosa2-742541>