

# Kudu: An Efficient and Scalable Distributed Graph Pattern Mining Engine

Jingji Chen

University of Southern California  
jingjich@usc.edu

Xuehai Qian

University of Southern California  
xuehai.qian@usc.edu

## Abstract

This paper proposes Kudu, a general distributed execution engine with a well-defined abstraction that can be integrated with various existing single-machine graph pattern mining (GPM) systems. With this approach, the programming interfaces and codes based on existing GPM systems do not change and Kudu can transparently enable the distributed execution. The key novelty is *extendable embedding* which can express pattern enumeration algorithm and enable fine-grained task scheduling. To enable efficient scheduling, we propose a novel BFS-DFS hybrid exploration method that generates sufficient concurrent tasks without incurring high memory consumption. The computation and communication of Kudu can be further optimized with several effective techniques. We implemented two scalable distributed GPM systems by porting Automine and GraphPi on Kudu. Our evaluation shows that Kudu based systems significantly outperform state-of-the-art graph partition based GPM systems by up to three orders of magnitude, achieve similar or even better performance compared with the fastest graph replication based systems, and scale to large datasets with graph partitioning.

## 1 Introduction

Graph pattern mining (GPM) [3, 7, 8, 10, 13, 27, 30, 32, 34, 37], an important graph processing workload, is widely used in various applications [2, 14, 24, 29, 31, 33, 36]. Given a large input graph, GPM enumerates all its *embeddings*, i.e., the input graph’s subgraphs isomorphic to some user-defined pattern(s), and processes them to extract useful information. GPM application is computation intensive due to the need to enumerate an extremely large number of subgraphs. For example, there are more than 30 trillion edge-induced 6-chain embeddings on WikiVote [18]—a tiny graph with only 7K vertices. The complexity and importance of GPM applications give rise to the recent general GPM systems [3, 7, 8, 10, 13, 27, 30, 32, 34, 37]. Due to the computation intensive nature and the increasing need to process large graphs, we believe a GPM system should scale with both the computation and memory resources, while achieving good computation efficiency. Unfortunately, none of the existing systems satisfy such seemingly basic requirements.

Early GPM systems, such as Arabesque [32], Fractal [10], and RStream [34], are pattern-oblivious: the algorithm enumerates all subgraphs up to the pattern size. Although some

infeasible subgraphs can be pruned early with the user-defined filter function, expensive isomorphism checks are needed to classify the enumerated embeddings. Thus, the computation is not as efficient as more recent systems. Both Arabesque and Fractal support distributed execution and can leverage increasing number of cores among multiple machines. However, the graph data is *replicated* in each node—limiting the graph size to the size of each machine’s memory.

More recent GPM systems, such as Automine [13] (and an improved version GraphZero [26]), Peregrine [13], and GraphPi [30], improve the computation efficiency by adopting pattern-aware enumeration method, which generates the embeddings that match the patterns *by construction*—eliminating the need of isomorphism checks. These systems are mostly designed for single machine where the graph can fit into the memory, with rudimentary out-of-core support such as memory mapped I/O. For graph larger than memory size, they cannot offer competitive performance. GraphPi does support distributed execution with replicated graph. Thus, it can only scale with computation but not memory resource. Pangolin [8] is a recent non-pattern-aware single machine system supporting GPU. It achieves comparable performance with Automine and Peregrine by exposing a set of low-level APIs, and requires users to implement pattern-specific optimizations like searching space pruning. Tesseract [3] is a recent distributed GPM system optimized for graph updates and is not quite suitable for efficient pattern mining on static graphs. For example, Tesseract takes 1.9 hours to mine 4-motif patterns on the LiveJournal [1, 21] with eight 16-core machines [3] while our experiments show that GraphPi only needs 279 seconds with one machine. We focus on large-scale static GPM system, which is orthogonal.

To scale GPM with both computation and memory resource, there is no “secret sauce”: it can be achieved by partitioning the graph among the memory of distributed machines. In fact, this approach has been adopted by a number of distributed graph computation frameworks such as Pregel [25], GraphLab [22], PowerGraph [12], D-Galois [9], Gemini [39], and SympleGraph [40]. In such systems, computation is performed in parallel on the cores in distributed machines, which may require remote data accesses and lead to communication overhead. For GPM, G-miner [7] and G-thinker [37], to the best of our knowledge, are the only two distributed systems with partitioned graph. Unfortunately,

the two systems are quite inefficient with poor programmability. Based on our experiments using the publicly available implementation, G-thinker running on multiple machines may be even slower than a straight-forward single-thread implementation. For example, it takes G-thinker 285.3 seconds to count all triangles on the Patents [19] graph on a 8-node cluster (each node is equipped with 16 cores) while a single-thread version can finish within 6.2 seconds [27].

In distributed execution with partitioned graph, the enumeration process requires remote graph data, i.e., the edge list of a vertex residing in a remote machine. There are two general approaches: 1) *local data assumption* (“moving computation to data”)—pattern enumeration is always performed on the machine that locally holds the data; and 2) *local computation assumption* (“moving data to computation”)—for each embedding matching a pattern, the whole enumeration process is performed in a fixed machine, which fetches remote data as needed. We analyze both approaches in Section 3.2 and explain that the first does not lead to efficient communication; while the second, although providing better opportunity to overlap the communication with local computation, is not implemented efficiently in G-thinker (an improved version of G-miner). At high level, system efficiency is determined by two factors—task granularity and execution schedule. G-thinker’s coarse task granularity does not allow efficient task scheduling that optimizes communication; and the mechanisms to support data reuse incur high overhead.

The goal of this paper is to *build the distributed graph mining systems with partitioned graph that achieves competitive or even better performance than the state-of-the-art GPM systems with replicated graph*. We develop *Kudu*, a general distributed execution engine with a well-defined abstraction that can be integrated with various existing single-machine GPM systems. This approach keeps the user-facing programming interface of existing systems unmodified, which can be as simple as specifying the pattern to mine, and only requires the change of the system implementation.

The key novelty of Kudu is the new principle of “Think Like an Extendable Embedding”, where the notion of *extendable embedding* serves as the key abstraction that naturally generates fine-grained tasks with efficient low-overhead computation/communication scheduling. A GPM system can implement the pattern-specific EXTEND function for subgraph enumeration, which is plugged into Kudu’s distributed execution model. It specifies pattern-aware enumeration with a sequence of embedding extension at different level. It is essentially a primitive to break down the algorithm (nested loops) into small tasks for distributed execution. Based on extendable embedding, we propose a succinct hierarchical data representation to reduce memory consumption. For the compilation-based GPM systems such as AutoMine [27] and GraphPi [30], EXTEND function can be conveniently implemented by modifying code generator. In this paper, we

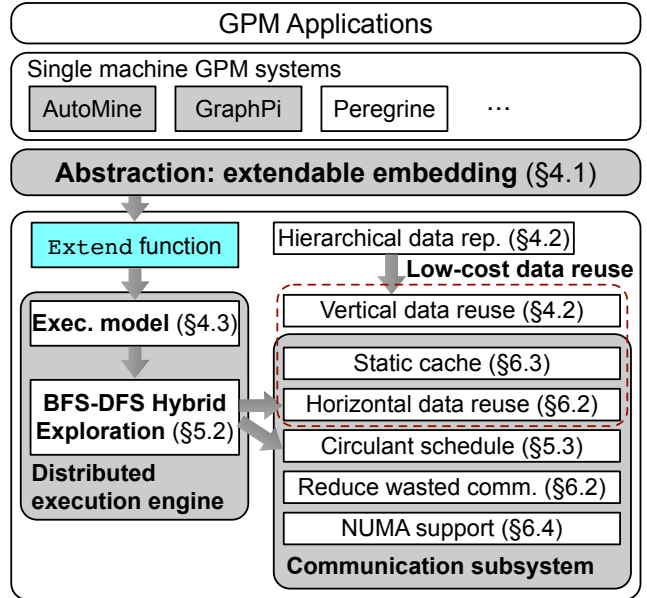


Figure 1. Overview of Kudu: Distributed GPM Engine

demonstrates the integration of Kudu with AutoMine and GraphPi. Figure 1 shows the overview of Kudu.

To enable efficient scheduling, we propose a novel BFS-DFS hybrid subgraph exploration that generates sufficient concurrent embedding extension tasks at the same level without incurring high memory consumption. Importantly, the data fetch and computation of concurrent tasks can be scheduled in a circulant manner to maximize the communication-computation overlapping. The computation and communication of Kudu can be further optimized with: 1) vertical intermediate result sharing to avoid redundant computation among embedding extensions at different level; 2) horizontal graph data sharing and redundant communication reduction among a chunk of embedding extensions at the same level; 3) simple static graph data cache with low overhead to reduce the amount of communication, especially for shewed graphs; and 4) NUMA-aware support to reduce remote socket memory accesses. Compared to G-thinker, Kudu supports *lightweight data reuse* with low-cost static cache together with vertical/horizontal data sharing.

We built two scalable distributed GPM systems, k-Automine and k-GraphPi, by porting Automine [27] and GraphPi [30] on top of Kudu, with porting cost of roughly 500 lines of code per system. k-Automine and k-GraphPi significantly outperform G-thinker by up to 1289.8× and 1268.0× (on average 144.4× and 148.8×), respectively. Kudu based systems show similar or even better performance compared with GraphPi, the fastest distributed GPM system with replicated graph, and scale to large graphs that replication based systems cannot handle.

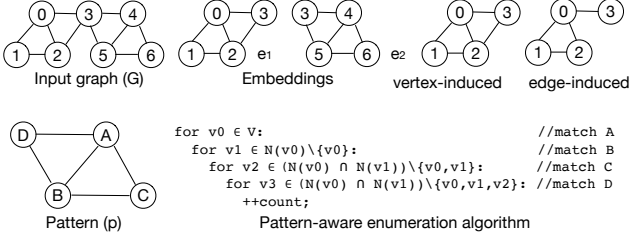


Figure 2. Pattern Enumeration Example

## 2 Background

### 2.1 Graph Mining Problem

A graph  $G$  is defined as  $G = (V, E)$ , in which  $V$  and  $E$  are the set of graph vertices and edges. An edge  $(u, v)$  indicates that vertex  $u$  and  $v$  are directly connected in  $G$ . Similar to other systems [8, 13, 27, 32], this paper considers undirected graphs, while the techniques are also applicable to directed graphs. We denote the vertex set containing  $v$ 's neighbors as  $N(v)$ . Each vertex or edge may have a label, and can be represented by a mapping  $f_L : V \cup E \rightarrow L$  where  $L$  is the label set. Currently, Kudu supports vertex labels, but the edge label support can be added without fundamental difficulty.

A graph  $g = (V_g, E_g)$  is an edge-induced subgraph of  $G = (V, E)$  iff.  $V_g \subseteq V$  and  $E_g \subseteq E$ . Furthermore, if  $E_g$  contains all edges in  $E$  whose endpoints are both in  $V_g$ , it is called a vertex-induced subgraph. In Figure 2, we show examples of vertex- and edge-induced subgraph of  $G$ . Two graphs  $G_0 = (V_0, E_0)$  and  $G_1 = (V_1, E_1)$  are isomorphic iff. there exists a bijective function  $f : V_0 \rightarrow V_1$  such that  $(u, v) \in E_0 \iff (f(u), f(v)) \in E_1$ . Intuitively, isomorphic graphs contain the same structure.

Given a input graph  $G$ , a GPM task discovers and processes  $G$ 's subgraphs that are isomorphic with user-specified *pattern*  $p$ , which is a small connected graph reflecting some application-specific knowledge. For example, the triangle pattern can be used in spam and fraud detection [2]. The subgraphs matching (isomorphic with)  $p$  is called  $p$ 's *embeddings*. The embeddings that are vertex(edge)-induced subgraphs are called vertex(edge)-induced embeddings. In Figure 2,  $G$ 's subgraphs  $e_1$  and  $e_2$  are isomorphic to the pattern graph  $p$ . Some GPM applications only focus on vertex-induced embeddings while others consider all edge-induced ones. For example,  $k$ -motif counting only calculates the number of vertex-induced embeddings of each size- $k$  pattern [32], while FSM (Frequent Subgraph Mining) [5] determines whether a pattern is frequent according to all its edge-induced embeddings. The examples in our discussion, unless otherwise specified, always assume edge-induced embedding, but our system supports both.

### 2.2 Subgraph Enumeration

The key operation of GPM is pattern enumeration, which can be implemented with pattern-oblivious or pattern-aware manner. The latter is adopted by recent GPM systems [13, 27,

30] which have achieved significant performance improvements. It generates the embeddings that satisfy the patterns by construction and eliminates the need of expensive isomorphism check. We also focus on this method. Figure 2 shows the pattern-aware enumeration algorithm for pattern  $p$ , which consists a number of nested loops.  $N(v)$  denotes the edge list of vertex  $v$ . The key operation is the intersection on two edge lists to incrementally construct the embeddings that match the pattern. The loop-based algorithms adopt vertex-based extension—each level of the loop extends the current subgraph with one more vertex. Pattern enumeration algorithms could also be edge-based—the enumerated subgraph is incrementally extended by edges. We focus on vertex-based extension while our ideas also generally apply to edge-based methods.

## 3 Distributed Graph Pattern Mining

This section explains the problem and challenges of distributed GPM, and demonstrates the limitations of existing approaches. Motivated by the analysis, we propose *Kudu*, a general distributed execution engine for GPM.

### 3.1 Problems and Challenges

As a fundamental technique to scale to massive graphs, graph partition divides graph data into multiple partitions, each of which is stored in the memory of one machine of a distributed cluster. By distributing the graph data to the memory of multiple machines, the graph size is no longer limited by the memory capacity of a single machine. Out-of-core systems, such as RStream [34], can also accommodate graphs larger than memory by storing the graph in disk, but they cannot scale with the computation resource.

In this paper, we consider 1-D graph partitioning: the vertices set  $V$  of the input graph is partitioned into  $N$  parts  $V_0, V_1, \dots, V_{N-1}$ , where  $N$  is the number of machines. Machine  $i$  ( $0 \leq i < N$ ) maintains all graph data related to  $V_i$ —all edges with at least one endpoint in  $V_i$ —in its memory. To ensure balanced data distribution, similar to previous systems [25, 37], the graph partition is determined by a hash function  $H(v)$  that maps a vertex  $v$  to its partition ID—an integer between 0 and  $N - 1$ . Graph partition poses two challenges for GPM. First, the graph data needed in the subgraph enumeration may not exist in the memory of the local machine, incurring remote data accesses and communication overhead. Moreover, such overhead can be exaggerated in the shewed graphs—the real-world graphs that follow the “power law”. Specifically, the high-degree vertices belong to much more subgraphs, the fetch of their edge lists can lead to a tremendous amount of communication. The second challenge is due to the complexity of managing the graph data fetched from remote machines. For each machine, while keeping the fetched remote graph data in memory can enable data reuse, such data cannot consume too much memory.

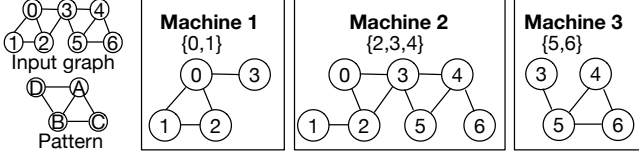


Figure 3. GPM with 1-D Partitioned Graph

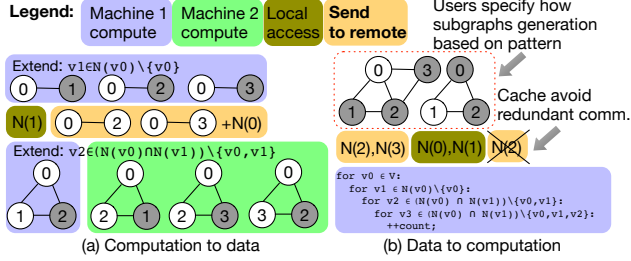


Figure 4. Existing Approaches

### 3.2 Limitations of Existing Approaches

There are two general approaches to implement distributed GPM with partitioned graph. Here, we discuss them in more detail with an example to show the limitations.

**Example.** Figure 3 shows an example of 1-D partition of the input graph among three machines. Each machine contains the edge lists of a subset of vertices mapped to it and all edges that are connected to them. If we use the algorithm in Figure 2 to construct the embeddings starting from the local vertices, remote data accesses are needed. In the following, we consider two existing approaches that enable the distributed execution and explain the problems.

**Moving computation to data.** This approaches is based on the execution model in Arabesque [32], which proposed the concept of “Think Like an Embedding”. The system keeps extending subgraphs until they reach the pattern size. The key property is that, subgraphs are transferred among distributed machines, and extensions starting from a single vertex until reaching an embedding can be performed in different machines. Arabesque is based on replicated graph, and the shuffling of embeddings are for the purpose of load balance. However, the principle can apply to partitioned graph, in which the computation is performed based on locally data.

Figure 4 (a) illustrates the execution and communication pattern when we use “moving computation to data” for distributed GPM. Starting from vertex 0, machine 1 first locally extend it into three subgraphs using local  $N(0)$ . For the next extension, subgraph (0,1) requires  $N(1)$ , which is also local; while subgraph (0,2) and (0,3) require  $N(2)$  and  $N(3)$ , which are stored in machine 2 according to the partition. Thus, subgraph (0,2) and (0,3) are sent to machine 2, together with  $N(0)$  since it is needed for intersection between  $N(2)$  and  $N(3)$ . After machine 2 receives the subgraphs and  $N(0)$ , it can perform local extension. The extension of subgraph (0,1) is performed in machine 1 locally. This approach has three

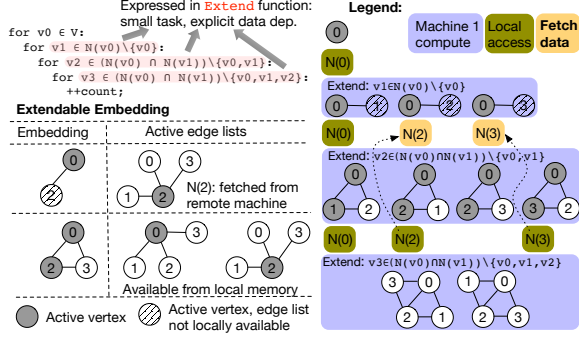
drawbacks: 1) extension may be performed in multiple machines subject to data partition, potentially lead to excessive communication overhead; 2) additional edge list data for remote computation; and 3) difficult to overlap communication and computation.

**Moving data to computation.** This approach is used by G-thinker [37], the only GPM system supporting partitioned graph. The design principle is “Think Like a Subgraph”, in which users have to specify the subgraph needs to be fetched to local memory so that *all extension steps* of pattern enumeration can be performed by a machine with local data. Figure 4 (b) provides an example. The enumeration from vertex 0 and 1 form two tasks, which requires  $N(0), N(1), N(2), N(3)$  (vertex 0 task) and  $N(0), N(1), N(2)$  (vertex 1 task).  $N(2)$  and  $N(3)$  should be fetched from machine 2 before the complete algorithm is executed. Suppose the two tasks are created and execute concurrently, only one request for  $N(2)$  should be issued and the fetched data can be shared by the two tasks. Since each graph partition contains many vertices, a machine can generate many tasks that execute concurrently which may enable communication-computation overlapping. Note that not all data in the subgraph are used in the enumeration, but due to the coarse granularity of tasks, exact data usage can be only determined after some communication is wasted.

The programmers are responsible for specifying both the subgraph, e.g.,  $k$ -clique counting requires the subgraph induced by the starting vertex and its 1-hop neighbors, and pattern enumeration based on the fetched subgraph. Its programmability is considerably poorer than the recent GPM systems [13, 27, 30] that only require pattern specification. Moreover, to mitigate the straggler, users need to manually implement codes to detect slow tasks, and and divide them into multiple sub-tasks if necessary. The programming burden may partially explain the fact that, G-thinker only includes traingle counting, maximal-clique finding, and embedding counting of a special pattern. To eliminate redundant communication and enable data reuse, G-thinker manages graph data by a sophisticated software cache with expensive reference count based garbage collection. In addition, since the number of tasks is huge—equal to the number of vertices in a graph partition, some tasks need to be swapped to disk to bound memory usage. To achieve high performance, lightweight techniques are needed exploit data reuse. Current solutions [7, 37] miss the opportunity to leverage application-specific knowledge for efficient implementations.

### 3.3 Kudu System Overview

To provide appropriate abstraction and task granularity, we develop *Kudu*, a general distributed execution engine with a well-defined abstraction that can be integrated with various existing single-machine GPM systems. The advantage of this approach is obvious: the programming interfaces and codes



**Figure 5.** Extendable Embedding Example

based on existing GPM systems do not change and Kudu can *transparently* enable the distributed execution.

Figure 1 shows the overview of Kudu. The key abstraction is *extendable embedding*, based on which the “client systems” above (such as AutoMine and GraphPi) can express the pattern enumeration algorithm (such as the one shown in Figure 2) in the EXTEND function. We implement the compilation-based GPM systems (AutoMine and GraphPi) on top of Kudu since EXTEND function can be conveniently implemented by modifying code generator.

Kudu contains 1) a distributed execution engine that executes the operations in EXTEND function in a fine-grained manner with a novel BFS-DFS hybrid exploration; and 2) a communication subsystem that enables effective data sharing and communication-computation overlapping enabled by BFS-DFS hybrid exploration. Unlike G-thinker, Kudu supports *low-cost data reuse* with vertical/horizontal data reuse and a simple static cache.

## 4 Think Like an Extendable Embedding

Different from all prior works, we propose a new principle of “*Think Like an Extendable Embedding*” that can naturally generate the fine-grained tasks with efficient and low-overhead computation/communication scheduling. This section explains the key abstraction—extendable embedding.

### 4.1 Extendable Embedding

In pattern-aware subgraph enumeration, the embedding  $e(p)$  matching a given pattern  $p$  can be constructed by a sequence of subgraph extension according to the pattern and the algorithm, which determines the order of the extensions. To emphasize that these subgraphs are enumerated in the process of constructing  $e(p)$ , we specifically call the subgraphs enumerated in the sequence of extension also as embeddings, which match part of  $p$ . Formally, each embedding  $e(p)$  can be constructed by a sequence  $e_0 \rightarrow e_1 \rightarrow \dots \rightarrow e(p)$ , where  $e_0$  is a single vertex. Each step is called an *embedding extension*. With vertex-based extension,  $e_{i+1}$  contains exactly one more vertex than  $e_i$ , the vertex added to  $e_i$  has level- $i$ .

When  $e_i$  is extended to  $e_{i+1}$ ,  $e_i$  and  $e_{i+1}$  are considered to be the parent  $e_{parent}$  and  $e_{child}$  embedding. Based on the

vertex-set-based algorithm discussed in Section 2.2, extending  $e_{parent}$  to  $e_{child}$  requires the edge list of several vertices in  $e_{parent}$ . We call these vertices as *active vertices* for embedding extension  $e_{parent} \rightarrow e_{child}$ . The edge lists of active vertices are called active edge lists. An *extendable embedding* is defined as a small portion of graph data containing  $e_i$  along with active edge lists. Without confusion, we can also refer to an extendable embedding by  $e_i$ . With the data of an extendable embedding available,  $e_i$  can be extended to  $e_{i+1}$ . The active vertices and edge lists are determined by the pattern graph and the pattern enumeration algorithm. Based on our definition, the “activeness” follows the *anti-monotonicity property*: if a vertex in  $e_i$  is inactive, then it must be also inactive in any  $e_j$ , where  $j > i$ . This property enables the succinct storage of extendable embeddings.

Figure 5 shows two examples of an extendable embedding in the process of constructing the embeddings that match the pattern in Figure 2. The first extendable embedding contains (0,2), to extend it with an additional vertex, we need to compute the intersection of  $N(0)$  and  $N(2)$ , so both vertex 0 and 2 are active and  $N(0)$  and  $N(2)$  are active edge lists. Based on the graph partition in Figure 3,  $N(2)$  is remote, so it needs to be fetched through communication with machine 2. The second extendable embedding contains (0,2,3), to get the last matching vertex, we need to perform another intersection between  $N(0)$  and  $N(2)$ . Due to the prior communication and data sharing (will be discussed soon), both the active edge lists are locally available.

The notion of extendable embedding is the key abstraction to generate fine-grained tasks that can be scheduled efficiently leveraging the unique properties of pattern-aware enumeration algorithms. Specifically, with graph partitioned among distributed machines, when the data of an extendable embedding  $e_i$  are all locally available, the machine can perform the computation to extend  $e_i$  to  $e_{i+1}$ . As a result, extendable embedding breaks the embedding extension sequence to generate each  $e(p)$  into fine-grained tasks with well-defined *dependent* data that can be stored either in the local or remote machines, which, when fetched to the local machine, the computation of the task can be performed.

The interface exposed by Kudu to the GPM systems running above is EXTEND function. For a given pattern, a GPM system can specify the algorithm in a similar manner in Figure 2, using extendable embedding. Algorithm 1 shows the implementation of a simple triangle mining algorithm [27] in EXTEND function with extendable embedding. In the EXTEND function, we construct the triangle embeddings  $(v_0, v_1, v_2)$  incrementally—the first triangle vertex  $v_0$  is enumerated from  $V$ , the second vertex  $v_1$  is the neighbor of  $v_0$ , and the third one  $v_2$  is a common neighbor of  $v_0$  and  $v_1$ . A `create_extendable_embedding()` function is used to create an extendable embedding by adding one vertex to an existing embedding (line 7). The first two parameters of the function are the existing embedding and the new vertex. The

### Algorithm 1 Triangle Mining with Extendable Embedding

```

1: function EXTEND( $e'$ )
2:   // input graph:  $G = (V, E)$ 
3:    $E' \leftarrow \{\}$ 
4:   if  $e'$  contains one vertex then
5:     obtain  $v_0$  and  $N(v_0)$  from  $e'$ 
6:     for  $v_1 \in N(v_0)$  do
7:        $e \leftarrow \text{create\_extendable\_embedding}(e', v_1, 0)$ 
8:       mark  $v_0$  and  $v_1$  as active vertices
9:        $E' \leftarrow E' \cup \{e\}$ 
10:  else
11:    obtain  $v_0, v_1, N(v_0)$  and  $N(v_1)$  from  $e'$ 
12:    for  $v_2 \in N(v_0) \cap N(v_1)$  do
13:      construct a triangle embedding  $e$  containing  $v_0, v_1, v_2$ 
14:      invoke a user-defined function to process  $e$ 
15:  return  $E'$ 

```

third parameter represents the size of memory needed to store  $e$ 's reusable intermediate result (will be discussed in Section 6.1). When the embedding is constructed (line 13), the user-defined function is invoked (line 14) to perform analysis based on the identified embedding. Figure 5 illustrates the relation between EXTEND function and the pattern enumeration algorithm. Essentially, EXTEND function breaks down the pattern enumeration algorithm into intersection operations that can be executed in a *fine-grained* manner with *flexible* order through a general execution model (Section 4.3) and novel scheduling (Section 5). With the EXTEND function specified, Kudu engine can transparently orchestrate distributed execution.

### 4.2 Hierarchical Data Representation

In Kudu, the number of on-the-fly extendable embeddings, which can either wait for data or execution, is performance-critical. With sufficient number of on-the-fly extendable embeddings, the system can batch the requests for graph data and amortize the cost of network latency. Moreover, plenty of concurrent communications reduce computation stall, leading to better CPU/network utilization. On the other side, storing a large number of on-the-fly extendable embeddings results in high memory consumption, because, not only the embeddings themselves, but also the active edge lists, are stored.

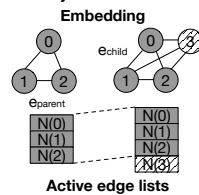


Figure 6. Active Edge List Sharing

To reduce memory consumption, we propose a succinct hierarchical representation of extendable embeddings. The key observation is that different extendable embeddings may share common active edge lists. Specifically, if an extendable embedding  $e_{child}$  is extended from  $e_{parent}$ , most active edge list data of  $e_{child}$  are also included in  $e_{parent}$ . Figure 6 shows an example for 5-clique mining. Here,  $e_{child}$  is obtained by extending  $e_{parent}$  with a vertex 3, which should be one of the vertices in the intersection of  $N(0)$ ,  $N(1)$  and  $N(2)$ . To extend  $e_{child}$ ,  $N(3)$  is needed. Both  $e_{child}$  and  $e_{parent}$  include

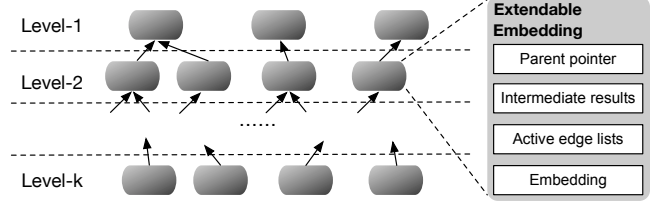


Figure 7. Hierarchical Data Representation

the active edge lists  $N(0)$ ,  $N(1)$  and  $N(2)$ , and  $e_{child}$  only needs to additionally store  $N(3)$  and refer  $N(0) \sim N(2)$  to  $e_{parent}$ . Since there is only one active vertex of  $e_{child}$  that is not included in  $e_{parent}$ ,  $e_{child}$  only needs to store the active edge list of one vertex. This data representation reduces the communication as well: for an extendable embedding  $e_{child}$ , the task only needs to fetch the edge list of the new vertex.

Starting from each vertex, all extended embeddings form a tree. With hierarchical representation, extendable embeddings at different levels of a given tree are dependent, as shown in Figure 7. The extendable embeddings in level- $i$  have the same number of vertices, and point to the embeddings in level- $(i - 1)$ . Hierarchical representation essentially enables the “vertical” data sharing among an embedding and embeddings in its subtree. Besides a parent pointer, each extendable embedding maintains the embedding itself, the edge list of the newly extended vertex, and certain intermediate results that can be reused by its descendants (Section 6.1).

### 4.3 Execution Model

As shown in Figure 8, an extendable embedding has four states. The “pending” state indicates that it has been created, but the active edge lists are not ready. In this state, the computation is waiting for data. The “ready” state means that the active edge lists have been fetched from either remote or local memory, and thus  $e_i$  in the extendable embedding is ready to be extended to  $e_{i+1}$ . The embedding extension is scheduled when the computation resource is available. After the extension is performed, the state changes to “zombie”, which indicates that the extendable embedding’s computation is finished, but its memory resource cannot be released yet. It is due to the hierarchical representation—some data of the completed extendable embedding may be still shared with its children. When all children of an extendable embedding  $e$  are completed, the state is changed to “terminated”, at which point the system can release the memory allocated to  $e$ . Thus, the extendable embeddings are deallocated in a “bottom-up” fashion.

Figure 8. An Extendable Embedding’s Life-cycle

Algorithm 2 shows the execution model of Kudu. It specifies the operations performed by the computation and communication thread. The details to ensure thread-safety when

multiple threads are used for computation and communication are discussed in Section 7. The set  $E_{ready}$ ,  $E_{pending}$ , and  $E_{zombie}$  contain the extendable embeddings in “ready”, “pending”, and “zombie” state, respectively. At the beginning,  $E_{ready}$  is initialized to contain all single-vertex embeddings, because the embedding enumeration of any pattern needs to start from them. The other two sets are initialized as empty sets. The computation thread (line 4-10) keeps popping “ready” extendable embeddings from  $E_{ready}$  (line 7) and extending them to larger ones (line 8). The EXTEND function, which depends on the concrete pattern matching algorithm, will return a set of extended embedding  $E'$  if it has not reached the embedding of the pattern. Otherwise, EXTEND function will not return an empty set and call the user-defined analysis function (line 11-14 in Algorithm 1). After returning from EXTEND function, newly generated extended embeddings in  $E'$  are added to  $E_{pending}$  (line 9), which will transparently trigger potential communication inside the execution model. For the current embedding  $e'$ , since the extension has completed, it is added to  $E_{zombie}$ . We omit the details of keeping track of the children and state change from “zombie” to “terminated”.

The communication thread runs continuously until the end of application and executes whenever  $E_{pending}$  is not empty. After popping one pending extendable embedding from  $E_{pending}$ , it fetches the data, either locally or from a remote machine. For local data, the communication thread just record the local data pointer. The remote data fetch is blocking, but we can batch multiple requests into batch to amortize the latency. After the communication is finished, the popped embedding from  $E_{pending}$  is ready to be extended and added to  $E_{ready}$ ,

---

#### Algorithm 2 Kudu Abstract Execution Model

---

```

1:  $E_{ready} \leftarrow \{\text{all single-vertex embeddings}\}$ 
2:  $E_{pending} \leftarrow \{\}$ 
3:  $E_{zombie} \leftarrow \{\}$ 
4: // Computation thread
5: while  $|E_{pending}| > 0$  or  $|E_{ready}| > 0$  do
6:   // wait until  $E_{ready}$  is not empty
7:   pop one "ready" embedding  $e'$  from  $E_{ready}$ 
8:    $E' \leftarrow \text{EXTEND}(e')$ 
9:   add all elements in  $E'$  to  $E_{pending}$ 
10:  add  $e'$  to  $E_{zombie}$ 
11: // Communication thread
12: while not application terminated do
13:   // wait until  $E_{pending}$  is not empty
14:   pop one "pending" embedding  $e'$  from  $E_{pending}$ 
15:   fetch the working-set graph data of  $e'$ 
16:   add  $e'$  to  $E_{ready}$ 

```

---

We emphasize that the execution model is implemented internally in Kudu to coordinate efficient distributed execution. The extendable embedding abstraction, as the interface to the client GPM systems above, does not expose any details of

communication and scheduling. Instead, when a new extendable embedding is generated in EXTEND function, the communication will be triggered—it is first inserted into  $E_{pending}$  in line 9 and then data are fetched in line 15. With the clean separation of algorithm and execution model, the code generator or developers can focus on specifying the high-level pattern enumeration algorithm in EXTEND function without considering low-level distributed system details.

#### 4.4 Example and Discussion

On the right of Figure 5, we show a complete running example of pattern enumeration from vertex 0 based on the input and pattern graph in Figure 3. The dashed arrow also shows the vertical data sharing. Prior GPM systems have used “Think Like an Embedding” [32] and “Think Like a Subgraph” [7, 37], but as illustrated in Section 3.1, none of them are suitable for distributed GPM with partitioned graph. In comparison, the “Think Like a Vertex” [12, 23, 25] model and the corresponding API—*vertex program*—for traditional graph computation are effective both in expressing graph algorithms, and abstracting the details of distributed execution. The key reason is that the graph algorithms can be expressed as *local* operations based on a vertex and its neighbors. It not only simplifies programming but also provides a natural way to generate fine-grained tasks and schedule communications. We claim that our “Think Like an Extendable Embedding” model for GPM, which can also *express the computation and communication in a “localized” fashion*, serves as the exact counterpart of “Think Like a Vertex” for graph computation. Extendable embedding is essentially a primitive to break down the pattern-aware enumeration algorithm (nested loops) into small tasks for distributed execution.

### 5 Hybrid Embedding Exploration

Algorithm 2 shows that the task execution and communication *can* be scheduled with the execution model, but it does not specify *how* to schedule. Specifically, in line 6, it pops a pending extendable embedding without specifying which one—such policy exactly decides the scheduling order of tasks. This is the focus of this section.

#### 5.1 Motivation

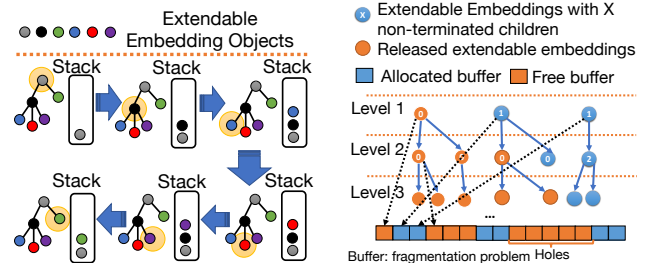


Figure 9. DFS (left) and BFS (right) Exploration

In Kudu, pattern enumeration can be considered as traversing dynamically growing multiple extendable embedding

trees—each corresponds to the enumeration process from one vertex—until all nodes are visited. By visiting a tree node (extendable embedding), a task performs the extension and adds more nodes into the tree. Since the tree is dynamically changing, memory associated with each node needs to be managed. A complication is introduced due to hierarchical representation: an extendable embedding cannot be released until all of its descendants are terminated. In the following, we explain that neither depth-first search (DFS) nor breadth-first search (BFS) exploration is ideal in terms of memory management and efficient communication.

With DFS exploration shown in Figure 9 (left), the extendable embeddings of the same tree can be maintained by a stack with small memory consumption. The FILO order naturally satisfies the bottom-up memory release order. However, with DFS, each tree only has one on-the-fly extendable embedding at any time—significantly limiting the capability of generating batched communication. To generate enough remote data requests, a large number of threads need to be used to explore multiple trees concurrently, which will obviously affect performance. The EXTEND function can be considered as “plugged” in the vertex-set-based algorithm, then, directly executing the nested loop in fact corresponds to a DFS order of embedding extension. Thanks to extendable embedding abstraction and the general execution model, task scheduling can be controlled flexibly, *decoupled* with the algorithm.

With BFS exploration shown in Figure 9 (right), while sufficient number of on-the-fly extendable embeddings can be generated, the policy leads to inefficient memory management. The essential reason is that, extendable embeddings are not released in the order that they are allocated. Figure 9 shows that, different objects vary in size and lead to the fragmentation problem. In general, BFS tends to generate a very large number of embeddings—much larger than necessary for communication batching and overlapping—and results in enormous memory consumption.

### 5.2 BFS-DFS Hybrid Exploration

To enable efficient memory management and communication, we propose an elegant *BFS-DFS hybrid exploration* to achieve the best of both worlds. Since DFS can perfectly match the memory allocation/deallocation order required by hierarchical representation, we *apply DFS at a chunk granularity*. A chunk is defined as *a configurable number of extendable embeddings of the same level*. Instead of exploring individual extendable embedding with DFS, we propose to explore chunks with DFS. The hybrid exploration keeps the advantage of DFS in terms of memory management. The memory of the chunk can be allocated and deallocated together to avoid fragmentation. Moreover, we can control the memory consumption with the chunk size. The data in the fixed memory for a chunk can be *horizontally shared* among its extendable embeddings. It avoids the expensive reference

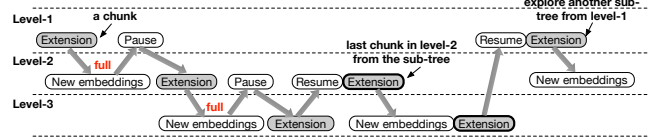


Figure 10. BFS-DFS Hybrid Exploration

counter based software cache and garbage collection without losing much data reuse opportunity. The lightweight mechanism to enable the sharing is discussed in Section 6.2. The restrictive scheduling ensures that, at any time, only one chunk is being processed, so we do not need to maintain the general data sharing for arbitrary scheduling. On the other side, it eliminates the drawbacks of DFS since a chunk leads to many on-the-fly extendable embeddings which enables batched communication.

Specifically, before the execution, we pre-allocate a certain size of memory (e.g., 1GB memory) for extendable embedding for the chunk in each level. During the execution, we mark one of the levels as “current” and only extend this level’s extendable embeddings. The generated new extendable embeddings—with one more vertex—are pushed to the next level (similar to BFS) until the pre-allocated memory is full. The procedure is shown in Figure 10. At the beginning, the current level is  $i$ , so we only extend level- $i$ ’s embeddings until the memory for level- $(i + 1)$  is full. At this point, we stop the execution at level- $i$  and change level- $(i + 1)$  as the current level. Thus, the current level keeps going deeper in a DFS manner until it reaches the deepest level that does not generate any new embeddings, then it backtracks to the previous level. Once the current level changes from level- $(i + 1)$  to level- $i$ , all level- $(i + 1)$ ’s extendable embeddings can be released because all their descendants have been processed, and the execution of level- $i$  can resume. The DFS at chunk granularity repeats until all embeddings are enumerated.

### 5.3 Circulant Scheduling

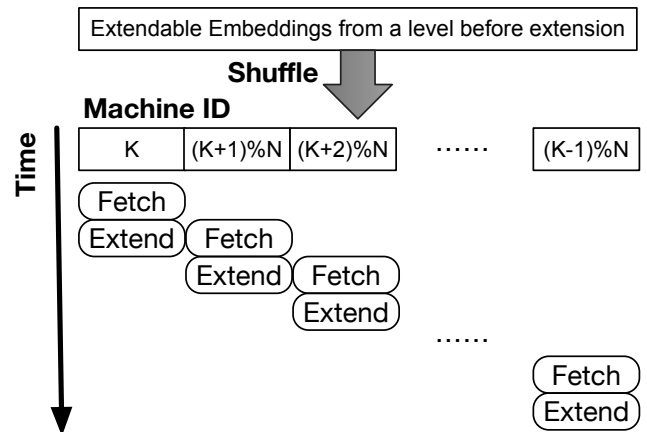


Figure 11. Overlapping Communication with Computation



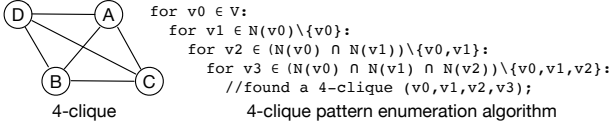


Figure 12. 4-clique Mining

For a chunk, communication-computation overlapping can be increased by circulant scheduling. As shown in Figure 11, on machine  $K$ , once a level becomes full, before performing the extensions, the system shuffles all extendable embeddings at this level to  $N$  batches according to the source machine ID in a circulant manner, where  $N$  is the number of machines in the cluster. These batches contain the extendable embeddings whose active edge lists reside on machine  $K$ ,  $(K + 1)\%N$ ,  $(K + 2)\%N$ ,  $\dots$ ,  $0$ ,  $\dots$ ,  $(K + N - 1)\%N$ , respectively. The key idea is to divide the execution of a chunk into multiple steps, and pipeline the execution and communication of the batches, so that in each step the computation of batch- $i$  is overlapped with the data fetch for batch- $(i + 1)$ . The communication for a batch is between the local machine and one particular remote machine.

At the beginning, we fetch the active edge lists needed by the first batch, which is very fast since all of them resides on the local node  $K$ . Then we start extending the embeddings in the first batch, and at the same time, fetching the graph data for the next batch, residing on node  $(K + 1)\%N$ . Afterwards, we extend the second batch’s embeddings, and fetch the third batch’s graph data concurrently. It is worth noting that we do not adopt the strict pipelining—the computation does not stall communication. For example, once the data required by batch- $i$  has been fetched, the system immediately starts the communication of batch- $(i + 1)$  without waiting for the completion of batch- $(i - 1)$ ’s computation.

## 6 Kudu System Optimizations

### 6.1 Vertical Computation Sharing

Extending an embedding  $e$  may generate intermediate results that can be reused by its descendants to avoid computation redundancy. Let us consider Automine’s [27] algorithm for 4-clique (a fully-connected size-4 pattern) mining, shown in Figure 12, as an example. To extend an edge embedding  $e_{edge} = (v_0, v_1)$  to a triangle  $e_{triangle}$ , we should find the common neighbors of  $v_0$  and  $v_1$ , i.e., calculating  $N(v_0) \cap N(v_1)$ . To further extend the triangle embedding  $e_{triangle} = (v_0, v_1, v_2)$  to a 4-clique, we need to find those directly connected with  $v_0$ ,  $v_1$ , and  $v_2$ , i.e., calculating  $N(v_0) \cap N(v_1) \cap N(v_2)$ . In this case, extending  $e_{triangle}$  can reuse the intermediate result  $N(v_0) \cap N(v_1)$  of its parent  $e_{edge}$  to avoid extra intersection cost. Our hierarchical data representation can naturally enable intermediate result sharing between parent and child extendable embedding. The intermediate results that can be shared across levels are determined by algorithm and can be indicated in EXTEND function. These results are stored in an extendable embedding, its children can directly access them

and copy them to its own embedding object. In this way, such intermediate results can be accessed by all descendants.

### 6.2 Horizontal Data Sharing

As discussed before, the extendable embeddings in a chunk—a number of embeddings in the same level—can share active edge lists in the allocated memory for the chunk. If some data are shared and fetched from a remote machine, then the communication to fetch them should ideally be performed only once. Otherwise, if the local machine directly sends the data requests for each extendable embedding, some communications may be redundant. In the following, we discuss the mechanism to enable the data sharing and redundant communication reduction.

We maintain the active edge list of  $v$  requested by extendable embeddings  $e$  in a chunk in a per-level hash table with  $v$  as the key and  $e$  as the value. When a extendable embedding  $e$  requesting a new active edge list of  $v$  (not in  $e$ ’s parent) is created at  $i$ , we first check whether there is already an entry for  $v$  in the hash table. If so (suppose the value is  $e'$ ), we add an extra pointer in  $e$  to  $e'$ , indicating that the new active edge list requested by  $e$  can be found in  $e'$ . Thus, there is no need to fetch or allocate memory for it. Otherwise, the pointer of  $e$  is added to the hash table using  $v$  as the key. To minimize computation cost, we do not support collisions for hash table insertion—if the hash table entry  $hash(v)$  is already occupied by another vertex  $u$  with the same hash value, we simply drop the insertion of  $v$  rather than building up a collision chain. This simple policy leaves a small amount of redundant communication (or additional memory) that would have been eliminated (or saved) but significantly reduce hash table overhead. We find that it can still drastically reduce the communication cost. For instance, it reduces the communication volume from 4.4TB to 33.8GB for 5-clique mining on the LiveJournal [1, 21] graph.

### 6.3 Static Data Cache

Data accesses in GPM show long-term locality. Due to the power law and skewness of graphs, the graph data (edge list) of some vertices are much more frequently accessed than others, and therefore contribute to a large portion of communication cost. For example, the most frequently accessed 5% graph data for 3-motif mining on the UK [4] graph contribute to 93% communication volume. Intuitively, these “hot-spot” vertices with high degree are included in more embeddings during the enumeration.

To leverage locality to reduce communication cost while keeping low computation overhead, we design an efficient static software graph data cache *shared by all chunks, across different chunks at different levels*. The cache size is typically 5% or 10% of the graph size. The cache is empty at the beginning. During embedding enumeration, every time the system is about to fetch the graph data of a vertex  $v$ , it will query the cache first to see whether the data of  $v$  has been cached. If so,

it directly obtains the data from it. Otherwise, if  $v$ 's degree is larger than a threshold (e.g., 64) and the cache is not full, the system will cache  $v$ 's data after fetching it through the network. Once the cache is full, the system will no longer insert any data to since we do not support cache eviction and replacement. We make this design choice to make the cache as lightweight as possible. It is a good trade-off because typically graph workloads present very poor spatial and temporal locality and would not benefit much from the general cache. Our “first accessed first cached with threshold” policy approximately caches the most frequent data—effectively capturing the shewed graph access characteristics. The no replacement policy works well for the following reason. Assuming that graph data accesses are temporally uniformly distributed, if a vertex  $v$  is more frequently accessed than  $u$  in whole access history, it is also more likely that the first access to  $v$  is earlier than that of  $u$ . Thus, the more frequently accessed data have higher chance to be placed in the cache.

Now it is a good time to recap the data (active edge lists) sharing policies in Kudu, which include three aspects: 1) the vertical sharing *between an extendable embedding and its decedents*; 2) the horizontal data sharing among extendable embeddings in the *same chunk*—they are by definition also in the same level; and 3) the sharing among *all chunks across different levels* with static cache. Unless shared through static cache, Kudu does *not* support the sharing between two extendable embeddings in different levels if one is not the decedent of another. We intentionally make this design choice because it incurs high overhead—checking the hash tables of different levels and accessing the data. G-thinker indeed supports that with its software cache but it is also one of the key reasons for its low performance.

#### 6.4 NUMA-aware Support

Modern clusters usually adopt the NUMA architecture [17]—the memory and processors are distributed to multiple sockets, and accessing remote-socket memory is more costly. To reduce remote-socket memory accesses, we can enumerate embeddings at a NUMA-aware manner: each socket on the same node explores extendable embeddings independently from different starting vertices. Cross-socket communication will only happen in two cases: 1) the communication thread on one socket fetches graph data from the memory of another; and 2) One socket has finished embedding exploration, and tries to steal some work from another.

### 7 Implementation

Kudu engine is implemented in C++ and has approximately 4000 lines of code. We implemented two scalable distributed GPM systems based on partitioned graph, k-Automine and k-GraphPi, by porting two single-machine systems Automine [27] and GraphPi [30] on Kudu, both of them are state-of-the-art systems. GraphPi supports distributed execution with

Graph	Abbr.	Num.Vertices	Num.Edges	Max.Degree
MiCo [11]	mc	96.6K	1.1M	1.4K
Patents [19]	pt	3.8M	16.5M	0.8K
LiveJournal [1, 21]	lj	4.8M	42.9M	20.3K
UK-2005 [4]	uk	39.5M	0.94B	1.8M
Twitter-2010 [16]	tw	41.7M	1.5B	3.0M
Friendster [38]	fr	65.6M	1.8B	5.2K
Yahoo [35]	yh	1.4B	6.4B	7.6M
RMAT-500M	rm	500.0M	10.0B	173.5K

**Table 1.** Graph Datasets [20]

replicated graph, which is compared with k-GraphPi. The porting effort is roughly 500 lines of codes per system, which is significantly less than building a new system from scratch. Since Automine is not open-sourced, k-Automine is modified from our own Automine implementation—referred to as AutomineIH (in house)—that achieves comparable performance with the published results.

**Multi-threading support.** We leverage multiple computation threads to extend the embeddings in a chunk. The workload is distributed dynamically. Once a batch of extendable embeddings become ready (Section 5.3), they are divided into multiple mini-batches that are the basic workload distribution units (64 embeddings per mini-batch). Mini-batches are added to a lock-free workload queue and distributed to computation threads on demand. Embedding extension generates new extendable embeddings that are inserted to the next-level chunk. We protect the insertion by a mutex. To avoid lock contention, each computation thread has a small local buffer (the size is a half of the L1-D cache) containing the generated embeddings. Once the buffer is full, the embeddings are flushed to the next-level chunk.

**Communication subsystem.** The communication subsystem is built on top of MPI. It consists of graph data requesting threads and responding threads (ratio 1 : 1). The ratio between communication threads and computation threads is 1 : 3. Each communication thread runs on a dedicated CPU core to avoid thread scheduling overhead.

**Graph representation.** Each graph partition is represented in the CSR format, including a vertex array  $vtx$  and an edge array  $edges$ .  $edges[vtx[v] \dots vtx[v+1]-1]$  contains all edges adjacent to vertex  $v$ . It takes  $O(|V|/p + |E|/p)$  space complexity, where  $p$  is the number of partitions.

## 8 Evaluation

### 8.1 Evaluation Methodology

**System configuration.** Our experiment environment is an 8-node cluster with a Mellanox InfiniBand FDR (56Gbps) network. Each node has two 8-core Intel Xeon E5-2630 v3 CPUs and 64GB DDR4 RAM, and runs CentOS 7.4. The MPI library is OpenMPI 3.0.1. All systems evaluated are C++ based. Except for Peregrine [13] and Pangolin [8], all systems are compiled with GCC 4.8.5. Peregrine and Pangolin are compiled with GCC-9 as required. The optimization level is O3. **Datasets.** Table 1 shows the evaluated datasets, including three small-size graphs (mc, pt, lj), three median-size datasets

(uk, tw, fr), and two large networks (yh, rm). Graph rm is synthesized by the RMAT graph generator [6, 15] with default parameter settings, and contains 500 million/10 billion vertices/undirected edges. GPM applications take undirected graphs as input, for directed datasets, the edge direction is simply ignored. All datasets are pre-processed to delete self-loops and duplicated edges.

**Evaluated applications.** We use three categories of GPM applications. *Triangle Counting (TC)* is a simple task that counts the number of triangle (a size-3 complete pattern graph) embeddings. *k-Motif Counting (k-MC)* discovers the embeddings for each size- $k$  pattern. For example, 3-MC aims to mine two patterns, the triangle pattern and the 3-chain pattern (a simple size-3 pattern with two edges). *k-Clique Counting (k-CC)* counts the number of embeddings of the  $k$ -clique pattern (a complete pattern graph with  $k$  vertices).

## 8.2 Overall Performance

Graph	k-Automine	k-GraphPi	G-thinker
#nodes	8	8	8
mc	40.2ms (52.2x)	35.3ms (59.5x)	2.1s
pt	221.2ms (1289.8x)	225.0ms (1268.0x)	285.3s
lj	706.8ms (44.7x)	722.4ms (43.7x)	31.6s
uk	705.5s	706.2s	CRASHED
tw	2293.1s	2300.6s	CRASHED
fr	84.1s	78.5s	CRASHED

**Table 2.** Comparing with G-thinker (Triangle Counting)

**Comparing with distributed systems.** We first compare Kudu based systems (k-Automine and k-GraphPi) with G-thinker [37], the state-of-the-art distributed GPM system with partitioned graph. The results are presented in Table 2. Since G-thinker does not contain reference implementations for  $k$ -MC and  $k$ -CC, we only evaluate it for triangle counting. k-Automine and k-GraphPi on average outperform G-thinker by 144.4 $\times$  and 148.8 $\times$  (up to 1289.8 $\times$  and 1268.0 $\times$ ), respectively. Note that the speedup on the Patents graph is very high. It is because Patents is a less-skewed graph. In G-thinker, each graph data request issued to the software cache only accesses a extremely small amount of graph data. Hence the cache management overhead cannot be effective amortized by graph data accessing time, leading to very bad performance. In contrast, Kudu is more efficient with much less overhead per request, thanks to our low-cost data reuse techniques.

Next, we compare Kudu based systems with GraphPi [30], the fastest distributed GPM systems based replicated graph (Table 3). Surprisingly, except for 5-CC on MiCo, *k-GraphPi consistently delivers better performance than GraphPi even with the remote graph accessing overhead*. The performance improvement is attributed to two reasons: 1) GraphPi suffers from large startup overhead like workload partitioning, and hence is slower on small-size workloads; 2) By decomposing the subgraph enumeration process into fine-grained embedding extension tasks, Kudu is able to exploit strictly

App.	Graph	k-Automine	k-GraphPi	GraphPi (replicated)
#nodes		8	8	8
TC	mc	40.2ms	35.3ms	704.4ms
	pt	221.2ms	225.0ms	6.7s
	lj	706.8ms	722.4ms	9.8s
	uk	705.5s	706.2s	1268.4s
	tw	2293.1s	2300.6s	2886.5s
	fr	84.1s	78.5s	169.2s
3-MC	mc	57.6ms	56.4ms	1.5s
	pt	363.1ms	289.2ms	13.8s
	lj	1.6s	847.3ms	20.1s
	uk	1.1h	689.4s	1,380.7s
	tw	2.8h	2309.9s	3,032.1s
	fr	194.0s	82.4s	388.5s
4-CC	mc	293.8ms	299.9ms	844.0ms
	pt	370.2ms	362.8ms	6.7s
	lj	4.7s	4.8s	12.8s
	uk	5.1h	5.1h	8.6h
	tw	6.7h	6.8h	TIMEOUT
	fr	132.9s	137.7s	177.8s
5-CC	mc	9.8s	9.9s	8.2s
	pt	780.7ms	777.6ms	6.8s
	lj	169.6s	169.3s	174.7s
	fr	204.3s	210.3s	260.0s

**Table 3.** Comparing with GraphPi (Timeout Limit: 10h)

more parallelism than GraphPi that only parallelizes the first or first few loops of the subgraph enumeration process in a coarse-grained fashion. k-Automine achieves similar performance with k-GraphPi except for 3-MC. For 3-MC, k-Automine is slower than k-GraphPi due to GraphPi’s better pattern matching technique like symmetry breaking.

**Comparing with single-machine systems.** To show the efficiency of Kudu, we further compare k-Automine’s single-node performance with three state-of-the-art single-machine systems and report the results in Table 4. We see that k-Automine achieves comparable performance with AutomineIH [27], Peregrine [13] and Pangolin [8] for most workloads. It is even faster than AutomineIH for TC/3-MC on the uk and tw graphs because of Kudu’s better exploited fine-grained parallelism explained earlier. On the other side, k-Automine is less efficient on the pt graph—for example, it is slower than AutomineIH by 8.3 $\times$  for 5-CC. The inefficiency is due to two reasons. First, since pt is a less-skewed dataset with small maximum degree, the embedding extension task is usually very lightweight. Hence, the computation is not sufficient to hide the communication cost by circulant scheduling. Second, since the extension task is lightweight, the overhead per extendable embedding (e.g., creation, scheduling) cannot be amortized and hence becomes the bottleneck. We notice that Pangolin is extremely fast for TC on the uk and tw graphs. This is due to orientation [8], a powerful optimization specifically targeting triangle counting on skewed graphs, which is not adopted by Automine or Peregrine.

**Performance on large-scale graphs** We study Kudu’s scalability to large graphs by running k-GraphPi (8-node) on Yahoo and RMAT-500M (Table 5) for TC, 3-MC and 4-CC. All workloads are finished in reasonable time. RMAT-500M

App.	Graph	k-Automine	AutomineIH	Peregrine	Pangolin
#nodes		1	1	1	1
TC	mc	83.5ms	52.3ms	68.7ms	56ms
	pt	1.2s	330.7ms	1.1s	289ms
	lj	4.6s	2.8s	3.8s	2.2s
	uk	1.7h	2.0h	1.3h	26.6s
	tw	4.7h	8.6h	5.7h	747.7s
	fr	497.2s	378.3s	305.2s	384.6s
3-MC	mc	222.9ms	160.3ms	84.7ms	288ms
	pt	2.3s	930.9ms	1.7s	1.5s
	lj	12.0s	8.9s	4.6s	29.2s
	uk	9.1h	TIMEOUT	1.3h	TIMEOUT
	fr	1425.8s	1206.8s	316.1s	1.8h
	4-CC	mc	1.7s	1.2s	1.8s
pt		2.0s	381.0ms	1.3s	773ms
lj		32.3s	31.3s	49.6s	54.7s
fr		852.6s	570.3s	1237.5s	OUTOFMEM
5-CC	mc	66.1s	46.8s	78.0s	132.0s
	pt	3.4s	408.4ms	1.5s	967ms
	lj	1259.3s	982.9s	2076.6s	OUTOFMEM
	fr	1435.1s	900.2s	3032.8s	OUTOFMEM

**Table 4.** Comparing with Single-machine Systems

has 500M vertices and 10B undirected edges and takes 84GB storage in CSR format, making it impossible to be handled by single-node in-memory systems or distributed systems without graph partitioning on our cluster (64GB RAM/node). Out-of-core (OOC) single-node systems like RStream [34] and Automine [27] leveraging secondary storage may be able to handle such large graphs. However, RStream is very

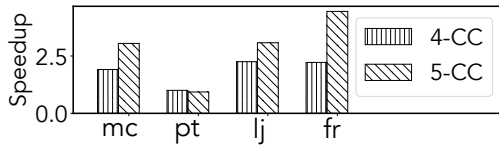
Graph	Num.Edges	TC	3-MC	4-CC
yh	6.4B	3.2h	3.3h	24.7h
rm	10.0B	776.9s	830.1s	962.2s

**Table 5.** Performance on Large-Scale Graphs (k-GraphPi)

inefficient due to its BSP-style disk-based embedding exploration and can be orders of magnitude slower than recent systems [8, 13, 27]. Automine has only rudimentary disk-support by memory-mapped IO [27] and hence is not suitable for complicated patterns.

### 8.3 Analyzing Kudu Optimizations

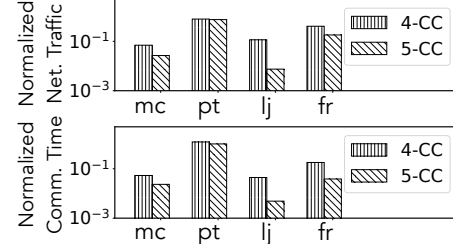
**Vertical computation sharing (VCS).** We run k-GraphPi for 4-CC and 5-CC with/without the optimization, and report the speedups in Figure 13. The optimization improves the



**Figure 13.** Speedup by VCS

performance by 2.10× on average (up to 4.44×). It is not very effective on the pt graph since as mentioned earlier, embedding extension is lightweight on pt and only takes a small portion of execution time.

**Horizontal data sharing.** We analyze the effect of horizontal data sharing (HDS) by running k-GraphPi for 4-CC and 5-CC with/without the optimization. We report the network



**Figure 14.** Effect of HDS

traffic and communication time (normalized with respect to the version without the optimization) on critical path in Figure 14. The optimization reduces network traffic and critical-path communication time by 70.5% and 67.8% on average (up to 99.3% and 99.5%), respectively. The traffic reduction is moderate on the pt graph (20.4% for 4-CC and 24.3% for 5-CC). It is because pt is less-skewed and thus there are less ‘hot-spot’ active vertices appearing multiple times within a chunk.

App.	G.	Network Traffic		Runtime	
		with cache	no cache	with cache	no cache
TC	pt	962.1MB	1.0GB	225.0ms	228.5ms
	lj	6.8GB	7.9GB	722.4ms	770.8ms
	uk	487.3GB	57.7TB	706.2s	2615.2s
	fr	1.4TB	1.8TB	78.5s	89.6s
4-CC	pt	1.2GB	1.6GB	362.8ms	412.7ms
	lj	15.7GB	25.2GB	4.8s	4.9s
	fr	2.3TB	3.2TB	137.7s	185.3s
5-CC	pt	1.3GB	1.8GB	777.6ms	795.1ms
	lj	33.8GB	86.6GB	169.3s	169.5s
	fr	2.7TB	3.7TB	210.3s	250.1s

**Table 6.** Analyzing the Static Data Cache (k-GraphPi)

**Static data cache.** The effect of static data cache is reported in Table 6. The optimization significantly reduces network traffic and hence improves end-to-end performance. The optimization is extremely useful for highly-skewed graphs like uk. For TC on uk, it reduces the traffic from 57.7TB to 487.3GB by more than 99% (even with other optimizations like horizontal data sharing), and improves performance by 3.7×. Reduction in network traffic does not necessarily translate to performance benefit (e.g., 4-CC on lj) since communication cost is already completely hidden by computation.

App.	Graph	With NUMA support	No NUMA support
4-CC	pt	2.1s (1.53x)	3.2s
	lj	33.0s (1.20x)	39.5s
	fr	870.4s (1.15x)	998.5s
5-CC	pt	4.0s (1.47x)	5.9s
	lj	1243.2s (1.02x)	1269.5s
	fr	1487.6s (1.30x)	1930.7s

**Table 7.** NUMA-aware Support

**NUMA-aware support.** We analyze our NUMA-aware support by running k-GraphPi on a single node and present the

results in Table 7. Kudu’s NUMA awareness leads to on average 1.26× (up to 1.53×) performance gain.

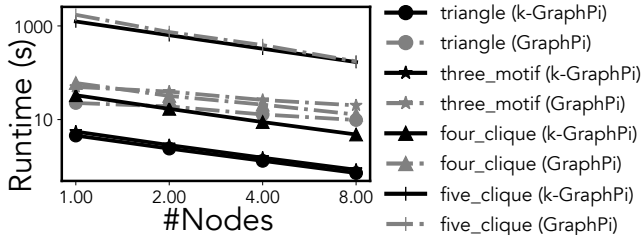


Figure 15. Kudu’s Inter-node Scalability (graph: lj)

#### 8.4 Communication Overhead Analysis

We present k-GraphPi’s communication overhead (the ratio between communication time on the critical path over the total runtime) for all evaluated workloads in Figure 16. Except for the pt graph, the communication overhead takes at most roughly 20% of the execution time and hence is not the performance bottleneck. The communication overhead on pt is roughly 40-50% since the lightweight techniques in




Figure 16. Comm. Overhead

Kudu is not quite sufficient to hide all communication cost. It indicates that reducing communication cost for less-skewed graphs like pt is still a promising problem. Communication cost on highly-skewed graphs like uk and tw is negligible given that our static data cache works extremely well.

#### 8.5 Scalability

**Inter-node scalability.** We report the inter-node scalability of k-GraphPi and GraphPi in Figure 15 by varying the number of nodes. k-GraphPi achieves similar or even better scalability compared with GraphPi, and scales almost perfectly. Leveraging 8 nodes is on average 6.77× (up to 7.35×) faster than one node. By contrast, GraphPi’s speedup is only on average 4.04×.

**Intra-node scalability and the COST metric.** In Figure 17, we analyze Kudu’s multi-threading scalability and efficiency

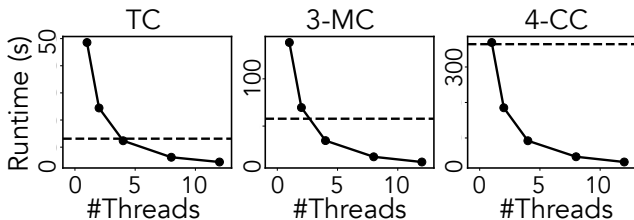


Figure 17. Intra-node Scalability

by running k-Automine on a single node using different number of computation threads (1, 2, 4, 8, 12) on graph lj. We do not utilize all 16 cores since four of them are reserved for communication threads. By utilizing 12 threads, k-Automine achieves 10.7×, 11.6× and 11.4× speedups for TC, 3-MC and 4-CC on the lj graph, respectively. We also report the COST metric—the number of threads with which a distributed system can outperform an efficient reference single-thread implementation [28]. We use the fastest single-thread runtime among Automine, Peregrine and Pangolin as the reference single-thread runtime (the dotted line in Figure 17). The COST metrics for TC, 3-MC and 4-CC are 4, 4, 2, respectively. For 4-CC, k-Automine’s single-thread runtime is only 1.3% slower than the reference runtime.

## 9 Conclusion

This paper proposes Kudu, a distributed execution engine with a well-defined abstraction that can be integrated with various existing single-machine graph pattern mining (GPM) systems. Kudu can transparently enable the distributed execution with minor code modifications to the existing systems. The key novelty is extendable embedding which can express pattern enumeration algorithm and enable fine-grained task scheduling. The novel BFS-DFS hybrid exploration enables efficient scheduling by generating sufficient concurrent tasks without incurring high memory consumption. The computation and communication of Kudu are to be further optimized with several effective techniques. We implemented two scalable distributed GPM systems by porting Automine and GraphPi on Kudu. Kudu based systems outperform G-thinker, the state-of-the-art distributed GPM system with graph replication, by up to three orders of magnitude, achieve similar or even higher performance compared with the fastest graph replication based distributed system, and scale large graphs.

## References

- [1] Lars Backstrom, Dan Huttenlocher, Jon Kleinberg, and Xiangyang Lan. 2006. Group formation in large social networks: membership, growth, and evolution. In *Proceedings of the 12th ACM SIGKDD international conference on Knowledge discovery and data mining*. 44–54.
- [2] Luca Becchetti, Paolo Boldi, Carlos Castillo, and Aristides Gionis. 2008. Efficient semi-streaming algorithms for local triangle counting in massive graphs. In *Proceedings of the 14th ACM SIGKDD international conference on Knowledge discovery and data mining*. 16–24.
- [3] Laurent Bindschaedler, Jasmina Malicevic, Baptiste Lepers, Ashvin Goel, and Willy Zwaenepoel. 2021. Tesseract: distributed, general graph pattern mining on evolving graphs. In *Proceedings of the Sixteenth European Conference on Computer Systems*. 458–473.
- [4] Paolo Boldi and Sebastiano Vigna. 2004. The webgraph framework I: compression techniques. In *Proceedings of the 13th international conference on World Wide Web*. 595–602.
- [5] Björn Bringmann and Siegfried Nijssen. 2008. What is frequent in a single graph?. In *Pacific-Asia Conference on Knowledge Discovery and Data Mining*. Springer, 858–863.
- [6] Deepayan Chakrabarti, Yiping Zhan, and Christos Faloutsos. 2004. R-MAT: A recursive model for graph mining. In *Proceedings of the 2004 SIAM International Conference on Data Mining*. SIAM, 442–446.

- [7] Hongzhi Chen, Miao Liu, Yunjian Zhao, Xiao Yan, Da Yan, and James Cheng. 2018. G-Miner: an efficient task-oriented graph mining system. In *Proceedings of the Thirteenth EuroSys Conference*. 1–12.
- [8] Xuhao Chen, Roshan Dathathri, Gurbinder Gill, and Keshav Pingali. 2020. Pangolin: an efficient and flexible graph mining system on CPU and GPU. *Proceedings of the VLDB Endowment* 13, 10 (2020), 1190–1205.
- [9] Roshan Dathathri, Gurbinder Gill, Loc Hoang, Hoang-Vu Dang, Alex Brooks, Nikoli Dryden, Marc Snir, and Keshav Pingali. 2018. Gluon: A communication-optimizing substrate for distributed heterogeneous graph analytics. In *Proceedings of the 39th ACM SIGPLAN Conference on Programming Language Design and Implementation*. 752–768.
- [10] Vinicius Dias, Carlos HC Teixeira, Dorgival Guedes, Wagner Meira, and Srinivasan Parthasarathy. 2019. Fractal: A general-purpose graph pattern mining system. In *Proceedings of the 2019 International Conference on Management of Data*. 1357–1374.
- [11] Mohammed Elseidy, Ehab Abdelhamid, Spiros Skiadopoulos, and Panos Kalnis. 2014. Grami: Frequent subgraph and pattern mining in a single large graph. *Proceedings of the VLDB Endowment* 7, 7 (2014), 517–528.
- [12] Joseph E Gonzalez, Yucheng Low, Haijie Gu, Danny Bickson, and Carlos Guestrin. 2012. Powergraph: Distributed graph-parallel computation on natural graphs. In *Presented as part of the 10th {USENIX} Symposium on Operating Systems Design and Implementation ({OSDI} 12)*. 17–30.
- [13] Kasra Jamshidi, Rakesh Mahadasa, and Keval Vora. 2020. Peregrine: a pattern-aware graph mining system. In *Proceedings of the Fifteenth European Conference on Computer Systems*. 1–16.
- [14] Krzysztof Juszczyszyn and Grzegorz Kolaczek. 2011. Motif-based attack detection in network communication graphs. In *IFIP International Conference on Communications and Multimedia Security*. Springer, 206–213.
- [15] Farzad Khorasani, Rajiv Gupta, and Laxmi N Bhuyan. 2015. Scalable simd-efficient graph processing on gpus. In *2015 International Conference on Parallel Architecture and Compilation (PACT)*. IEEE, 39–50.
- [16] Haewoon Kwak, Changhyun Lee, Hosung Park, and Sue Moon. 2010. What is Twitter, a social network or a news media?. In *Proceedings of the 19th international conference on World wide web*. 591–600.
- [17] Christoph Lameter. 2013. An overview of non-uniform memory access. *Commun. ACM* 56, 9 (2013), 59–54.
- [18] Jure Leskovec, Daniel Huttenlocher, and Jon Kleinberg. 2010. Signed networks in social media. In *Proceedings of the SIGCHI conference on human factors in computing systems*. 1361–1370.
- [19] Jure Leskovec, Jon Kleinberg, and Christos Faloutsos. 2005. Graphs over time: densification laws, shrinking diameters and possible explanations. In *Proceedings of the eleventh ACM SIGKDD international conference on Knowledge discovery in data mining*. 177–187.
- [20] Jure Leskovec and Andrej Krevl. 2014. SNAP Datasets: Stanford Large Network Dataset Collection. <http://snap.stanford.edu/data>.
- [21] Jure Leskovec, Kevin J Lang, Anirban Dasgupta, and Michael W Mahoney. 2009. Community structure in large networks: Natural cluster sizes and the absence of large well-defined clusters. *Internet Mathematics* 6, 1 (2009), 29–123.
- [22] Yucheng Low, Joseph Gonzalez, Aapo Kyrola, Danny Bickson, Carlos Guestrin, and Joseph M Hellerstein. 2012. Distributed GraphLab: A Framework for Machine Learning and Data Mining in the Cloud. *Proceedings of the VLDB Endowment* 5, 8 (2012).
- [23] Yucheng Low, Joseph E Gonzalez, Aapo Kyrola, Danny Bickson, Carlos E Guestrin, and Joseph Hellerstein. 2014. Graphlab: A new framework for parallel machine learning. *arXiv preprint arXiv:1408.2041* (2014).
- [24] Avi Ma'ayan. 2009. Insights into the organization of biochemical regulatory networks using graph theory analyses. *Journal of Biological Chemistry* 284, 9 (2009), 5451–5455.
- [25] Grzegorz Malewicz, Matthew H Austern, Aart JC Bik, James C Dehnert, Ilan Horn, Naty Leiser, and Grzegorz Czajkowski. 2010. Pregel: a system for large-scale graph processing. In *Proceedings of the 2010 ACM SIGMOD International Conference on Management of data*. 135–146.
- [26] Daniel Mawhirter, Sam Reinehr, Connor Holmes, Tongping Liu, and Bo Wu. 2019. GraphZero: Breaking Symmetry for Efficient Graph Mining. *arXiv preprint arXiv:1911.12877* (2019).
- [27] Daniel Mawhirter and Bo Wu. 2019. AutoMine: harmonizing high-level abstraction and high performance for graph mining. In *Proceedings of the 27th ACM Symposium on Operating Systems Principles*. 509–523.
- [28] Frank McSherry, Michael Isard, and Derek G Murray. 2015. Scalability! But at what {COST}?. In *15th Workshop on Hot Topics in Operating Systems (HotOS {XV})*.
- [29] Matthew C Schmidt, Andrea M Rocha, Kanchana Padmanabhan, Zhengzhang Chen, Kathleen Scott, James R Mihelcic, and Nagiza F Samatova. 2011. Efficient  $\alpha$ ,  $\beta$ -motif finder for identification of phenotype-related functional modules. *BMC bioinformatics* 12, 1 (2011), 440.
- [30] Tianhui Shi, Mingshu Zhai, Yi Xu, and Jidong Zhai. 2020. GraphPi: high performance graph pattern matching through effective redundancy elimination. In *Proceedings of the International Conference for High Performance Computing, Networking, Storage and Analysis*. 1–14.
- [31] Stuart Staniford-Chen, Steven Cheung, Richard Crawford, Mark Dillger, Jeremy Frank, James Hoagland, Karl Levitt, Christopher Wee, Raymond Yip, and Dan Zerkle. 1996. GrIDS—a graph based intrusion detection system for large networks. In *Proceedings of the 19th national information systems security conference*, Vol. 1. Baltimore, 361–370.
- [32] Carlos HC Teixeira, Alexandre J Fonseca, Marco Serafini, Georgos Siganos, Mohammed J Zaki, and Ashraf Aboulmag. 2015. Arabesque: a system for distributed graph mining. In *Proceedings of the 25th Symposium on Operating Systems Principles*. 425–440.
- [33] Sergi Valverde and Ricard V Solé. 2005. Network motifs in computational graphs: A case study in software architecture. *Physical Review E* 72, 2 (2005), 026107.
- [34] Kai Wang, Zhiqiang Zuo, John Thorpe, Tien Quang Nguyen, and Guoqing Harry Xu. 2018. Rstream: Marrying relational algebra with streaming for efficient graph mining on a single machine. In *13th {USENIX} Symposium on Operating Systems Design and Implementation ({OSDI} 18)*. 763–782.
- [35] Y Webscope. [n.d.]. Yahoo! altavista web page hyperlink connectivity graph, circa 2002.
- [36] Peng Wu, Junfeng Wang, and Bin Tian. 2018. Software homology detection with software motifs based on function-call graph. *IEEE Access* 6 (2018), 19007–19017.
- [37] Da Yan, Guimu Guo, Md Mashur Rahman Chowdhury, M Tamer Özsu, Wei-Shinn Ku, and John CS Lui. 2020. G-thinker: A Distributed Framework for Mining Subgraphs in a Big Graph. In *2020 IEEE 36th International Conference on Data Engineering (ICDE)*. IEEE, 1369–1380.
- [38] Jaewon Yang and Jure Leskovec. 2015. Defining and evaluating network communities based on ground-truth. *Knowledge and Information Systems* 42, 1 (2015), 181–213.
- [39] Xiaowei Zhu, Wenguang Chen, Weimin Zheng, and Xiaosong Ma. 2016. Gemini: A computation-centric distributed graph processing system. In *12th {USENIX} Symposium on Operating Systems Design and Implementation ({OSDI} 16)*. 301–316.
- [40] Youwei Zhuo, Jingji Chen, Qinyi Luo, Yanzhi Wang, Hailong Yang, Depei Qian, and Xuehai Qian. 2020. SympleGraph: distributed graph processing with precise loop-carried dependency guarantee. In *Proceedings of the 41st ACM SIGPLAN Conference on Programming Language Design and Implementation*. 592–607.