

360NorVic: 360-Degree Video Classification from Mobile Encrypted Video Traffic

Chamara Kattadige
ckat9988@uni.sydney.edu.au
The University of Sydney

Aravindh Raman
aravindh.raman@telefonica.com
Telefonica Research

Kanchana Thilakarathna
kanchana.thilakarathna@sydney.edu.au
The University of Sydney

Andra Lutu
andra.lutu@telefonica.com
Telefonica Research

Diego Perino
diego.perino@telefonica.com
Telefonica Research

ABSTRACT

Streaming 360° video demands high bandwidth and low latency, and poses significant challenges to Internet Service Providers (ISPs) and Mobile Network Operators (MNOs). The identification of 360° video traffic can therefore benefit fixed and mobile carriers to optimize their network and provide better Quality of Experience (QoE) to the user. However, end-to-end encryption of network traffic has obstructed identifying those 360° videos from regular videos. As a solution this paper presents 360NorVic, a near-realtime and offline Machine Learning (ML) classification engine to distinguish 360° videos from regular videos when streamed from mobile devices. We collect packet and flow level data for over 800 video traces from YouTube & Facebook accounting for 200 unique videos under varying streaming conditions. Our results show that for near-realtime and offline classification at packet level, average accuracy exceeds 95%, and that for flow level, 360NorVic achieves more than 92% average accuracy. Finally, we pilot our solution in the commercial network of a large MNO showing the feasibility and effectiveness of 360NorVic in production settings.

CCS CONCEPTS

• **Networks** → **Network management**; **Network measurement**; • **Human-centered computing** → **Virtual reality**;

KEYWORDS

360-degree videos, Encrypted data, Mobile Network Operators, ML classification

ACM Reference Format:

Chamara Kattadige, Aravindh Raman, Kanchana Thilakarathna, Andra Lutu, and Diego Perino. 2021. 360NorVic: 360-Degree Video Classification from Mobile Encrypted Video Traffic. In *Workshop on Network and Operating System Support for Digital Audio and Video (NOSSDAV '21)* (NOSSDAV '21), September 28–October 1, 2021, Istanbul, Turkey. ACM, New York, NY, USA, 8 pages. <https://doi.org/10.1145/3458306.3460998>

1 INTRODUCTION

Mobile video streaming has been dominating the data traffic growth over the years accounting for over 75% of global data traffic in 2020 [22]. Recent advancements in networking and multimedia technologies have paved the way for pervasive accessibility of immersive video streaming, a.k.a. 360° videos. Online streaming of immersive content is increasingly getting popular, and is now

widely available on popular video streaming platforms such as YouTube (YT) and Facebook (FB) [9, 10].

Unlike conventional videos, 360° videos offer a truly omnidirectional view that gives users the freedom to interact with the video content. However, streaming 360° videos over mobile networks poses significant challenges. First, 360° videos demand up to 80x more bandwidth to achieve the same user-perceived quality level of a conventional video [16]. Second, only a slight delay (just above 25ms) between the perception of an action and image display will make the user suffer cyber- or motion-sickness [24]. Hence, wide adaptation of 360° video asserts a significant strain on the network.

To this end, identification of 360° video traffic generated from mobile devices significantly benefits ISPs and MNOs in network capacity planning and traffic optimizations, such as to maintain traffic shaping (prioritizing and balancing), traffic policing effectively [14]. Furthermore, aggregated results such as, frequency and geographical usage of 360° videos, can provide information to facilitate new caching, compression, transcoding strategies as well as dynamic radio resource allocation in the case of cellular networks. Hence, having required and sufficient resources and new streaming strategies will guarantee a smooth streaming (i.e., low re-buffering and quality changes) of high quality 360° videos while increasing the end user Quality of Experience (QoE).

Traditional, deep packet inspection (DPI) is becoming ineffective due to wider adoption of end-to-end encryption. In fact, the majority of video traffic of today, if not all, are encrypted as they leverage HTTPS/TCP or QUIC/UDP protocols. In light of this, there have been significant efforts in encrypted traffic classification [14, 22, 23, 26, 31]. In particular, recent work shows that accurate identification of video flows is possible, despite the content being transferred is encrypted [23]. Nevertheless, none of these classification methods supports extraction or identification of 360° video traffic out of normal video traffic.

In this paper, we propose 360NorVic: **360 & Normal Video Classification** engine that takes encrypted packet or flow level data generated by mobile devices as inputs. *To the best of our knowledge, this is the first study that demonstrates the feasibility of classifying 360° videos from conventional encrypted video traffic.*

We develop a robust classification engine based on XGBoost relying on the accessible features from the encrypted data such as throughput, packet size or packet number. We make accurate identification of 360° video traffic both in near real-time and offline. We train and evaluate 360NorVic with video traffic data that we

capture while streaming videos on smartphones from YT and FB, the two most popular 360° video service providers, who leverage QUIC/UDP and HTTPS/TCP protocols respectively. Depending on the vantage point of interception, the information available in network traffic data vary significantly. For example, intercepted traffic at the local router or at the user device consists with packet level data whereas, at the ISP or MNO level, flow-level data is prominent. We collected over 800 video traces from over 200 unique video streams under varying conditions. We achieve 95% and 92% offline classification accuracy at packet level and flow level respectively. Moreover, near real-time classification exceeds 95% accuracy after 25 seconds of data. Artifacts of this work (i.e., dataset and tools) are available at <https://github.com/manojMadarasingha/360norvic.git>

Finally, to demonstrate the capability of 360NorVic and how it can interact with real-world middle-boxes operating in a mobile network environment, we also run a controlled campaign to pilot our technology in an operational MNO. For this, we capture flow-level statistics for a set of controlled video traffic traces at the MNO level. The pilot results are in line with the ones obtained in the experimental testbed showing the feasibility and effectiveness of 360NorVic in production settings.

2 RELATED WORK

Classification of video flows out of encrypted traffic has been well-studied including video flow classification [21, 22], identifying exact video [15, 23], and QoE of video being transferred [12, 14, 17, 18]. In [22], a flow characteristics were leveraged to identify YT flows, instead of Machine Learning (ML) based classifiers. Gu *et al.* [15] suggest that using encrypted traffic, videos can be re-identified uniquely, observing bit-rate trends. A study by Li *et al.* [23] fingerprints videos using frame level data passively extracted by sniffing a WiFi network training a Recurrent Neural Network (RNN) and Multi Layer Perception (MLP) network gaining 97% of accuracy.

In recent studies, efficient mechanisms to deliver 360° videos such as viewport (VP) adaptive streaming [19, 27, 34], VP prediction and encoding [32] have been proposed. Diversely, LIME [25] live streams 360° videos using both crowd-source and lab (controlled) setups on platforms YT and FB, showing that existing networks cannot provide the desired 360° video QoE in live streaming. A similar study done by Yi *et al.* [35] focused on 360° 4K live streaming, and shows that streaming 360° video in 480p to 4K resolution can impose 13s to 42s delay. Afzal *et al.* [11] explore 2285 YouTube 360° videos comparing the video characteristics such as duration, resolution and bitrate with normal videos showing that even if the bitrate of 360° video is greater than normal video, bitrate variability is comparably low, which can benefit the network provisioning. *Despite the plethora of work in video flow classification and efficient 360° video delivery, a little has been done on classification of 360° video traffic in real networks, further motivating our work to extract 360° video flows out of encrypted video traffic*

3 BACKGROUND AND CHALLENGES

360° videos differ in many aspects (e.g. encoding & decoding, bandwidth requirement) from normal videos. However, our experimental analysis based on HTTP Archive Format (HAR) data (i.e., collected by streaming videos for YT/FB & 360°/Normal) shows that there is

no difference in protocols used for 360° and normal video streaming and in user-interactiveness with 360° videos. This analysis shows that both platforms still stream the entire panoramic video frame despite the benefits of VP adaptive streaming [19, 27, 34].

Figure 1a shows the bytes downloaded (dl) at packet level for videos streamed under different bandwidth conditions: No-control (NC: without controlling bandwidth), 8, 4 and 2 Mbps. Values are max normalized, taking the maximum bytes dl value in NC condition. In all conditions, 360° videos streamed more data than normal videos. In all other conditions except 2Mbps, 360° videos buffer data until the end of the video, whereas normal videos finished downloading before the end of the video. Figure 1b and 1c show the data dl and uploaded (ul) distributions for all the traces aggregated to 10s bin. In addition to the higher data transmission by 360° videos, there are differences in streaming between two content platforms, due to the differences in ABR algorithms, mobile apps etc. (i.e., compared to 360° videos, YT streams normal videos at a steady pace, but FB streams more data for normal videos at the beginning.)

Despite the noticeable differences in traffic patterns between 360° and normal videos, it is still challenging to classify them due to two main reasons. First, under different bandwidth conditions both types of videos can show similar streaming patterns (i.e., at beginning of the video, lower bandwidth values), which makes it difficult for real-time classification. Second, from Figure 1b and 1c, despite the clear difference between 25th and 75th percentile ranges of 360° and normal videos, considering the entire range, there are significant overlaps. One reason is that, at the beginning, players buffer more data irrespective of the video type. Similarly, towards the end, data dl & ul gradually decrease making buffered data volume of both video types closer to each other [29]. Therefore, leveraging features such as entire bytes/packet downlink/uplink would give sub-optimal results.

4 METHODOLOGY

Now we present 360NorVic, an online and offline 360° video classification platform taking the encrypted network traffic generated by mobile devices as the input. Figure 2 shows overall work flow of 360NorVic, including the locations where its input data can be collected (①, ②, ③).

4.1 Dataset

Video selection. We selected 200 unique videos under four main categories, YT/FB and 360°/Normal (50 for each category, playback time 2-4 min). We selected the videos according to their popularity in video distribution channels in YT [1, 8] and FB pages [2-5], whilst matching the genre¹ of videos among four categories. We focused on *on-demand* videos due to its popularity compared to live streaming, especially in the case of 360° video live streaming due to the requirement of specialised cameras to record 360° videos. **Data collection.** We collect over 600 encrypted packet traces² (DS-pkt) at the local router (①)/PC in our experiment setup, cf. Fig. 2), while streaming the selected videos with the latest versions of YT/FB apps. We also vary the streaming context conditions, as follows: (i) Time

¹Selected genres include but not limited to sports, documentary Horror, animals, cartoon, driving, movie trailer, roller coaster, scenery etc.

²over 200 traces (see Section 7) at MNO causing over 800 traces in total.

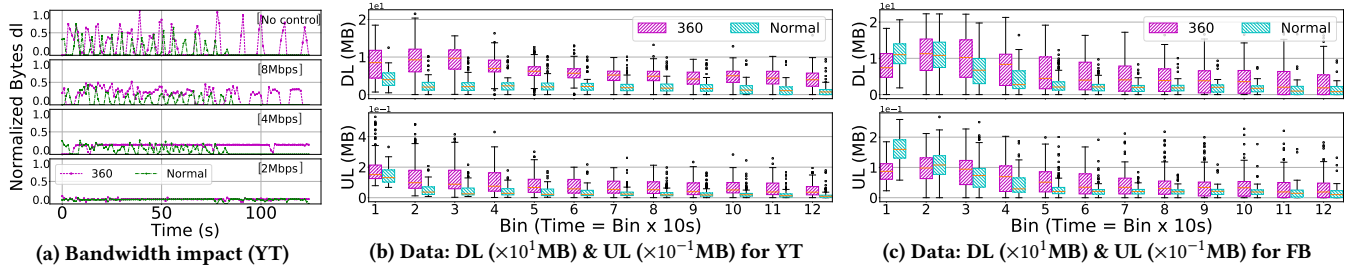


Figure 1: Bandwidth impact, DL (Downlink) and UL (Uplink) patterns for 10s of binned data: YT and FB (1b & 1c)

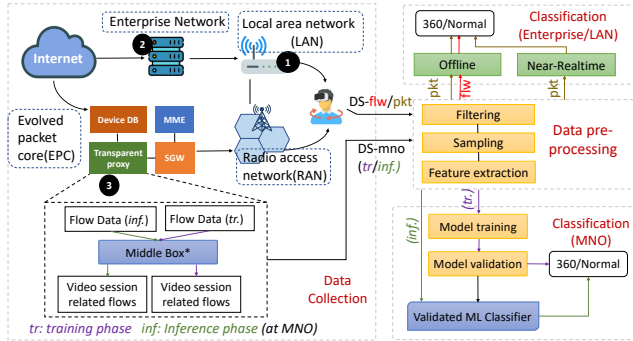


Figure 2: 360NorViC model: Data collection, pre-processing and classification for LAN①, Enterp.② & MNO③ data.

of the day: morning, afternoon and night/evening, (ii) Bandwidth: Not Controlled (NC-sufficient bandwidth for streaming), and (iii) Backbone network: 802.11n with wired broadband, and 4G/LTE. Due to the Adaptive Bit-Rate (ABR) streaming and NC bandwidth scenario, resolution of the videos can vary between 480p–1080p.

Using DS-pkt, we synthesize DS-flw, which includes traffic flows emulating data collection at vantage point ②. DS-flw is compatible with the data formats deployed by ISPs in their systems. YT videos are primarily streamed with QUIC protocol while FB leverages UDP protocol. However, due to many other non-video flows (e.g., audio streams, advertisements etc.), all three types of packets (i.e., including TCP) are observed in collected traces.

4.2 Data Pre-processing

Packet level (DS-pkt). We first filter packets related to the user device using the MAC address. We consider bins resulting from a 5s sliding window (by 1s steps) for calculating the features we list in Table 1 taking insights from literature [23][31][12]. We take

Table 1: Features extracted at packet level

Direction	Feature
Uplink (ul)	Frame length ³ in bytes (Total)
Downlink (dl)	Packet size ⁴ in bytes (Total)
	TCP-header length in bytes (Total)
	Num of packets (Total)
	Packet size (mean, min, max, std)

³Frame length on the wire

⁴Total length of the packet from transport layer to application layer

these bin level features for our near real-time classification. For the offline prediction model, we calculate the statistical features, mean, std, min, max, (25th, 50th and 75th) percentile for each of these features over the bins covering the first t seconds

Flow level (DS-flw). We filter flows for individual users based on the MAC address, A flow is defined using 5 parameters: source/destination IP/port and the protocol. To mitigate the impact of non-video flows such as background traffic, analytics, advertisements etc., we sample the flows related to YT and FB observing the domain specific keywords, i.e. YT: *googlevideo, yt, youtube*, FB: *fb, fbcdn, facebook* [14, 22]. We extract the features in Table 2, for ul & dl for the entire video flow. Then, mean, sum, min, max, of each features are calculated taking first n number of flows, sorted by bytes dl value in descending order. When $n = 1$, we consider only the mean value. The reason behind varying the number of flows is to see its impact on classification accuracy. Taking all the flows can add more noise. Nevertheless, leaving some flows out of processing can drop important video streaming information.

Table 2: Features extracted at flow level

Entire video trace (ul/dl)	Within bursts (ul/dl)
Throughput (mean)	Burst size (max), Burst rate (max)
Frame gap (mean)	Burst time (max)
Frame size (mean)	Burst num of packets
Packet Re-transmission	Burst Gap(mean), duration (mean)

4.3 Classification

We develop two ML models for offline and near real-time classification. Note that, we assume classification of video data (even if the content is encrypted) is relatively straightforward [23, 26, 30, 31]. We validate this via private communication with an operational MNO, confirming they deploy in production middle-boxes for media traffic classification from encrypted traffic [6, 7], which is further elaborated in Section 7. We train both the models for three traffic types. YT & FB separately and BOTH (more generalized version combining YT and FB data together) taking XGBoost as our main classifier due to the fast performance and high accuracy [13]. Important code implementations are available with the artifacts⁵

Offline classification model. Each video trace is represented by one feature vector taking summary statistics of each bin for DS-pkt or flow for DS-flw. For each dataset, DS-pkt and for DS-flw, we create three XGBoost classifiers for three traffic types, resulting in 6 offline classifiers in total. We select most important features as is seen by the ML models during the initial training with all the

⁵<https://github.com/manojMadarasingha/360norvic>.git

features. To see the minimum data amount for a reliable prediction, we train and test models for varying data collection intervals (i.e., taking bins from 20s to 120s) for DS-pkt, and for varying number of flows sorted in descending order of bytes dl for DS-flw. There were 20 random train/test (70%/30%) splits for every analysis.

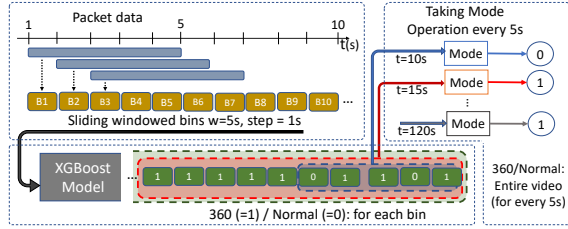


Figure 3: Near real-time prediction model. XGBoost model takes DS-pkt bins as the input and output 1/0 (360°/Normal) prediction which is the input for Mode operation

Near real-time classification model. Figure 3 shows 360NorVic near real-time classification model which takes DS-pkt bins individually and output video type (360°/normal) every 5s with an increasing accuracy until 120s of packet data. First, for each bin, XGBoost model predicts whether the bin is from a 360° (=1) or normal (=0) video stream. Classification accuracy for these bins separately was comparably lower than 360NorVic offline results. Therefore, to improve the accuracy, we apply *Mode* (majority voting) operation on the output of XGBoost model taking them as groups of binary values (see Figure 3). Every n^{th} *Mode* operation at $t = (n+1)5s$ takes the first $5n$ bin outputs from the XGBoost model. We increment group size by 5 bins because it provides traffic data of 10s which can reflect dynamics of video streaming properly [12]. Finally, the model (XGBoost+Mode) predicts the video class at every 5s.

5 RESULTS

5.1 Offline classification

Packet level (DS-pkt). Table 3 shows the accuracy and F1 score for varying data collection intervals (from 20s to 120s). Results show that when we capture packets at least for the first 30s of the video, 360NorVic achieves accuracy above 93% (with F1 score $\geq 91\%$) in classifying 360° videos, regardless the app combination (YT, FB or BOTH). Further increase in interval to 60s slightly increases the accuracy for YT and FB, but drops for BOTH. A further increase to 90s shows that the performance drops for YT, but remains constant for FB. The accuracy further drops at 120s in both cases (YT, FB) because the bins near the end (especially for 2 min videos accounting for 40% of dataset) of the videos do not contain much data, as those have been already buffered (cf. Figure 1b & 1c). Thus, for offline classification, capturing the first 90s data is enough for reasonable accuracy, which saves a large storage capacity at large scale.

Flow level (DS-flw). We present similar results for DS-flw in Table 4, capturing the accuracy and F1 score distribution according to the number of flows we consider for classification. For YT, FB and BOTH, taking first 6, 4, and 2 flows gives the best accuracy level respectively. We see similar performance with less flows, which can be highly beneficial for large network operators. In fact, taking more flows slightly reduces the performance because it can add more noise to the dataset. Differences in inherent streaming properties of

Table 3: Avg accuracy and F1 score for DS-pkt

Data collection interval	YT(%)		FB (%)		BOTH (%)	
	Acc	F1	Acc	F1	Acc	F1
20s	85.9	81.9	93.7	92.7	89.8	87.2
30s	93.7	92.2	94.7	93.5	95.2	94.1
60s	96.7	95.6	95.1	94.0	94.6	93.6
90s	95.9	94.7	95.1	94.0	94.0	92.4
120s	96.2	95.2	94.2	93.0	94.0	92.4

YT and FB may have caused low performance in the combined case BOTH. In contrast to DS-pkt, flow level accuracy drops by 1-3% in all three cases. We conjecture this is because flows represent entire streaming sessions, which aggregate the granular features (bin-wise) we considered at packet level.

Table 4: Avg accuracy and F1 score for DS-flw

# of flows	YT(%)		FB (%)		BOTH (%)	
	Acc	F1	Acc	F1	Acc	F1
1	93.3	92.2	92.8	91.9	92.3	91.0
2	93.2	92.4	92.9	91.3	92.3	91.1
4	93.4	92.2	94.1	92.8	92.2	90.8
6	93.7	92.7	92.8	91.2	91.8	90.1
8	92.4	90.8	91.1	88.8	89.7	87.9
All	92.0	90.7	90.6	88.4	88.7	88.6

5.2 Near real-time classification

We perform near-realtime classification for DS-pkt, as it predicts at every 5s interval until accuracy reaches a satisfactory level as shown in Figure 4. In addition, it does not require retraining or to maintain multiple models for different lengths of test data.

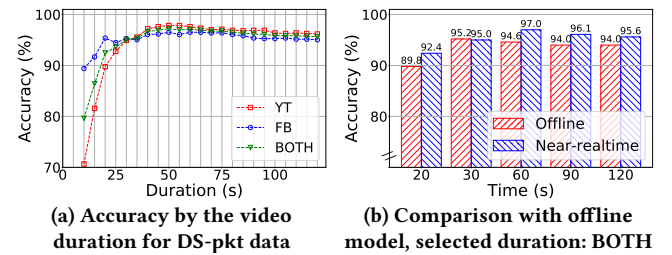


Figure 4: Near real-time model performance

Figure 4a shows performance of our near real-time classification model. The model performance gradually increases until 30s, achieving (>95%) accuracy and stabilizes after 50s. Note that, we observe a similar variation in F1 score for all three traffic types. Comparing with the results in Table 3 at 20s, real-time model give 4.4% (8.7%), 1.7% (2.8%) and 2.9% (5.6%) improvement in accuracy (F1 score) for YT, FB and BOTH respectively. Figure 4b depicts that real-time model achieves better accuracy compared to offline.

Overall, both offline and near real-time classification models are able to identify 360° video flows with accuracy above 95% with just 30s – 50s of data packet stream, which enables ISPs and MNOs to deploy traffic shaping and policing solutions in near real-time. Flow level classification is more applicable for offline tasks such as network capacity planning and demand prediction, as the flow features can only be calculated after streaming the entire video.

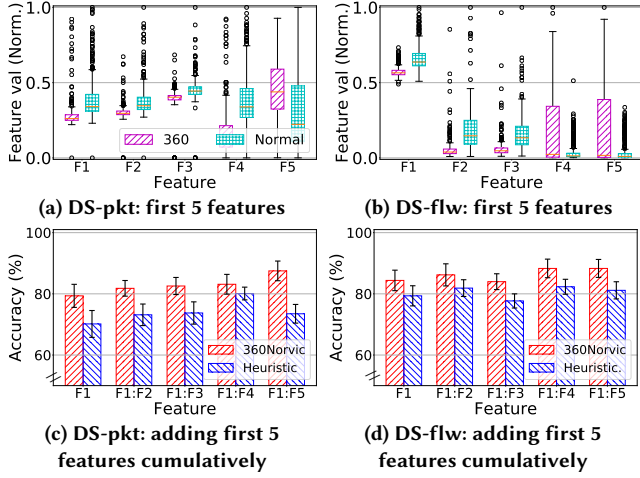


Figure 5: Most important feature distribution (5a,5b), Heuristic comparison (5c,5d) for "BOTH" traffic type

6 ANALYSIS

6.1 Critical features

We observe that features related to the packet sizes are the most critical ones for DS-pkt scenario, while features related to burstiness and frame size become prominent in DS-flw scenario. Figure 5a and 5b, shows the most important 5 feature value distributions for 'BOTH' traffic type. The values between quartile 1 and quartile 3 always has a clear separation between 360° and regular video. However, still there is a significant overlap comparing the entire range. Moreover, compared to FB, YT feature values are more identical to video type further confirming the higher classification accuracy for YT in Table 3 (cf. Figure 1b and 1c). We see that features such as throughput dl are less significant, but fall with in first 10 features, because they are highly susceptible to deviated traffic behaviour due to the video content and network availability. Therefore, content independent uplink features contribute more towards classification.

6.2 Comparison with heuristic approach

We compare 360NorVic to a heuristic approach considering the five most important features⁶ in Figure 5c and 5d. The heuristic uses a threshold per feature, and it distinguishes between 360° and normal format using a majority rule on the per-feature classification. 360NorVic accuracy is always higher than the one of the heuristic approach, i.e., the average accuracy difference is of 8.7(±3.5)% and 5.7(±1.0)% for DS-pkt and DS-flw respectively. We also observe additional features provides noticeable benefits to 360NorVic while the performance of the heuristic are not clearly improved.

6.3 Effect of video content & its popularity

We collect individual classification accuracy for each video, streamed at the same conditions, from DS-pkt. Figure 6 shows the average accuracy for a video, as the same video is tested several times within 20 different train/test splits. In category, majority is classified with 100% accuracy (dotted line for 100% accuracy margin). Overall, out of 50 videos in each category, only 3 YT-360°, 5

YT-Normal, 4 FB-360° and 6 FB-Normal videos show less than 80% accuracy. This shows that 360NorVic classification performance is content independent, supporting the generalization of our solution.

In ML classifiers, we avoided traces of the same video appearing in train and test datasets (Section 5). However, in general, it can be assumed that most popular videos have already been seen by the ISP or MNO [20, 33]. We take 70% of traces of each video as training data and remaining for testing. From the experimental results with DS-pkt, we could observe that accuracy of each platform was increased by 0.9-1.6%, which can give huge impact in large scale networks.

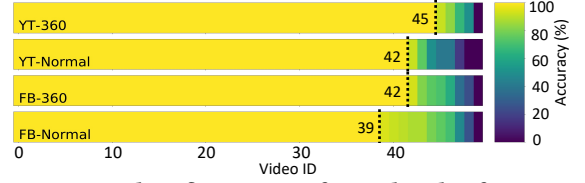
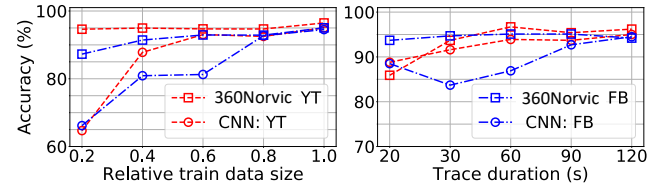
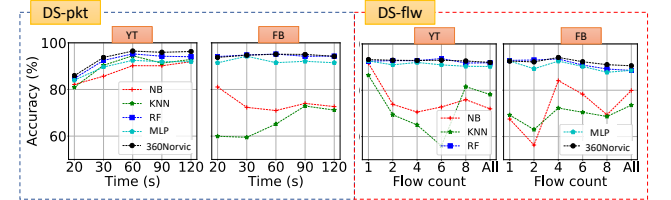


Figure 6: Avg. classification acc. for each video from DS-pkt



(a) Comparison with CNN:(left)-limited training data (duration of the trace is 120s) & (right)-trace duration(# of traces are same)



(b) Comparison with other ML models for the configurations in Table 3: DS-pkt (left) & Table 4: DS-flw (right)

Figure 7: Comparison with: CNN & Traditional clf

6.4 Comparison with other ML models

We compare 360NorVic with a modified Convolutional Neural Network (CNN) architecture from [28], Multi-layer Perceptron (MLP) [23] and a set of selected ML classifiers used in literature [12, 30]. For the CNN, each video trace is sliced in bins of 0.25s; this creates a feature vector with 480 samples for each trace of 120s long, as the input for the model. Figure 7a (left) reports the accuracy of 360NorVic (DS-pkt) and the CNN classifier for YT and FB as a function of the train set size and trace duration. When the entire train set is used (70% of all traces), value 1 in the left figure, 360NorVic performs as the CNN model. When reducing relative train data size, CNN accuracy drops by 30% at most for both platforms, whereas the decrease for 360NorVic is only 1 (7)% for YT (FB). Figure 7a (right) highlights that reducing the duration of the traces⁷ the CNN accuracy for FB reduces to a minimum of 84% at 30s. For YT, for both CNN and 360NorVic accuracy decrease steadily.

⁶F1 : FN denotes combined first N number of features

⁷When reducing duration the size of the input to the CNN model is also reduced proportionally.

Figure 7b reports the accuracy of 360NorVic, Naive Bayes (NB), k-nearest neighbors (KNN), Multi-layer Perceptron (MLP) [23] and Random Forest (RF) algorithms. Overall, both NB and KNN poorly performs in all cases, except for YT in packet level (DS-pkt). RF provides only slightly lower performance than 360NorVic while the MLP does not improve performance when compared to 360NorVic, while being more complex. *These results highlight that 360NorVic provides the best performance when compared to traditional ML algorithms, while using complex models (i.e., CNN, MLP) would not provide any benefits but rather hurt classification performance when there is not enough data available for training.*

7 MOBILE NETWORK OPERATOR PILOT

We run a pilot in the commercial network of a large MNO to show the feasibility and effectiveness of 360NorVic in production settings. We first describe how 360NorVic builds on the measurement infrastructure of the MNO to perform 360 video classification. Then, we present the methodology and results of the pilot, and discuss deployment considerations for large scale 360NorVic usage by the MNO. Note that for the pilot we only have access to the logs generated by a phone we controlled and no access to any information related to other customers of the MNO.

360NorVic in the MNO infrastructure. As depicted in Figure 2 ③, 360NorVic leverages flow level logs collected at the transparent proxy the MNO deploys. The proxy aims to optimize the entire mobile traffic, and to log performance metrics about users' transactions. A transaction is an entry in the monitoring logs generated by the middlebox, and corresponds to an individual flow handling encrypted or non-encrypted traffic generated by an app of a mobile phone connected to the MNO. Note that flow-level statistics are computed on the entire flow duration. From all flows, 360NorVic identifies the ones related to video sessions by using some of the information reported by the middlebox, (e.g., video flow tag indicating whether the flow carries video traffic, amount of bytes transferred within the flow), and computes the required feature vectors. As statistics over flows are already computed by the middlebox, the flow selection process does not generate significant overhead, and can be performed in near real time. Note that these flow data can be slightly different from DS-flw, due to the differences in processing mechanisms used by the middle box and Wireshark tool used to generate DS-flw. Finally, 360NorVic classification step is divided in two phases, namely *Training* and *Inference*. In the former, we train and validate the model on a set of flows generated via controlled experiments, while in the latter we apply the trained model (i.e., model inference) to all flows of the MNO customers in the wild. Note that only the inference step has to be performed near real time, and this operation is indeed performed in the order of few hundreds of milliseconds.

MNO-pilot overview and results The pilot consists in one instance of the *Training* phase. Following the methodology in Sec. 4, we play 100 normal video traces and 100 360° video traces from each platform, YT & FB, with a Xiaomi Redmi 4A smartphone connected to the 4G network of the MNO. We randomly select videos from [1–5, 8]. We name this controlled dataset as DS-mno and we analyze it offline. 360NorVic achieves an average accuracy of 92.0% ($\pm 5.1\%$) and average F1 score of 92.6% ($\pm 4.6\%$) for YT. Similarly, for FB, the accuracy is 94.4% ($\pm 3.5\%$) and F1 score is 93.4% ($\pm 4.5\%$).

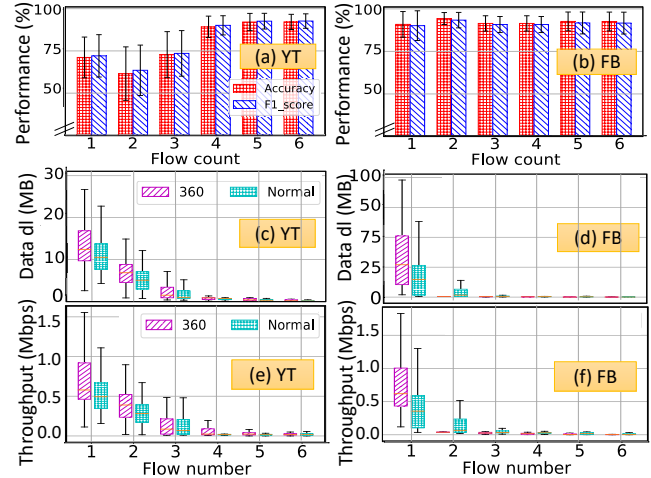


Figure 8: DS-mno analysis for FB and YT: (a,b)–Acc. & F1-Score by # of flows, (c,d)–Data dl and (e,f)–Throughput DL distribution by the flow sorted according to bytes dl value.

Figure 8a and 8b reports 360NorVic accuracy as a function of the number of flows used for classification. Note that flows are sorted in decreasing order of bytes downloaded as detailed in Figure 8c and 8d. For FB, we observe that the usage of even a single flow for classification results in high accuracy. Indeed, a single flow carries the large majority of the video content (cf. Figure 8d.) and it is sufficient to discriminate between 360 and regular videos. Conversely, for YT we need at minimum four flows to achieve high accuracy. Indeed, video content is spread across multiple flows, as shown in Figure 8c, where the first four flows above 1 MB carry the majority of the content. Finally, the most important features used by the model for classification in the pilot are similar to the ones highlighted in Section 6.1, especially the downlink throughput, reported for YT and FB in Figure 8e and 8f. Similar to the previous analysis, first six and three flows present distinguishable values of the considered feature for YT and FB respectively.

On the one hand, these results show the effectiveness and feasibility of 360NorVic using data collected in a commercial network. On the other hand, they are in line with what is observed in the rest of the paper in the experimental testbed.

8 CONCLUSION AND FUTURE WORK

This paper presents 360NorVic, a ML-based YT & FB 360° video traffic classification engine to identify 360° video traffic, taking both packet and flow level data as the input to provide near-realtime and offline predictions. For the packet level data, we achieve ($>95\%$) accuracy for both near-realtime and offline classification, whereas for aggregated flows, 360NorVic overall provides ($>92\%$) accuracy. Further, we analyse effect of video content and its popularity on classification and compare 360NorVic with other ML and DNN models. Finally, we demonstrate the practical feasibility of 360NorVic by conducting a pilot in a MNO for Facebook and YouTube 360° video classification, which exceeds 92% accuracy. In future work, we aim to conduct classification on viewport-aware streaming to see its impact on 360NorVic performance. Also, we plan to extend our pilot study to a large-scale data gathering in the wild to demonstrate benefits to MNOs such as to explore usage of 360° videos.

REFERENCES

- [1] [n. d.]. ([n. d.]). <https://www.youtube.com/feed/trending>
- [2] [n. d.]. ([n. d.]). <https://www.facebook.com/facebookmedia/blog/most-popular-360-videos-on-facebook>
- [3] [n. d.]. ([n. d.]). <https://www.facebook.com/360degvideos/?redirect=false>
- [4] [n. d.]. ([n. d.]). <https://www.facebook.com/VTRND/>
- [5] [n. d.]. ([n. d.]). <https://www.facebook.com/uniladmag/>
- [6] [n. d.]. ([n. d.]). <https://docs.citrix.com/en-us/citrix-adc/current-release/optimization/media-classification.html>
- [7] [n. d.]. ([n. d.]). <https://docs.citrix.com/en-us/netscaler/12/netscaler-support-for-telecom-service-providers/NetScaler-Video-Optimization/configuring-video-optimization.html>
- [8] [n. d.]. YouTube VR. ([n. d.]). <https://www.youtube.com/channel/UCzuqhhs6NWbgTzMuM09WKDQ>
- [9] 2004. Facebook. <https://www.facebook.com/>. (2004).
- [10] 2005 (accessed January 15, 2021). YouTube. <https://www.youtube.com/>. (2005 (accessed January 15, 2021)).
- [11] Shahryar Afzal, Jiayi Chen, and K. K. Ramakrishnan. 2017. Characterization of 360-Degree Videos. In *Proceedings of the Workshop on Virtual Reality and Augmented Reality Network (VR/AR Network '17)*. Association for Computing Machinery, New York, NY, USA, 1–6. <https://doi.org/10.1145/3097895.3097896>
- [12] Francesco Bronzino, Paul Schmitt, Sara Ayoubi, Guilherme Martins, Renata Teixeira, and Nick Feamster. 2019. Inferring Streaming Video Quality from Encrypted Traffic: Practical Models and Deployment Experience. *Proc. ACM Meas. Anal. Comput. Syst.* 3, 3, Article 56 (2019), 25 pages. <https://doi.org/10.1145/3366704>
- [13] Tianqi Chen and Carlos Guestrin. 2016. XGBoost: A Scalable Tree Boosting System. In *Proceedings of the 22nd ACM SIGKDD International Conference on Knowledge Discovery and Data Mining (KDD '16)*. Association for Computing Machinery, New York, NY, USA, 785–794. <https://doi.org/10.1145/2939672.2939785>
- [14] Giorgos Dimopoulos, Ilias Leontiadis, Pere Barlet-Ros, and Konstantina Papagiannaki. 2016. Measuring Video QoE from Encrypted Traffic. In *Proceedings of the 2016 Internet Measurement Conference (IMC '16)*. Association for Computing Machinery, New York, NY, USA, 513–526. <https://doi.org/10.1145/2987443.2987459>
- [15] J. Gu, J. Wang, Z. Yu, and K. Shen. 2018. Walls Have Ears: Traffic-based Side-channel Attack in Video Streaming. In *IEEE INFOCOM 2018 - IEEE Conference on Computer Communications*. 1538–1546.
- [16] Yu Guan, Chengyuan Zheng, Xinggong Zhang, Zongming Guo, and Junchen Jiang. 2019. Pano: Optimizing 360 video streaming with a better understanding of quality perception. In *Proceedings of the ACM Special Interest Group on Data Communication*. 394–407.
- [17] Craig Gutterman, Katherine Guo, Sarthak Arora, Xiaoyang Wang, Les Wu, Ethan Katz-Bassett, and Gil Zussman. 2019. Request: Real-Time QoE Detection for Encrypted YouTube Traffic. In *Proceedings of the 10th ACM Multimedia Systems Conference (MMSys '19)*. Association for Computing Machinery, New York, NY, USA, 48–59. <https://doi.org/10.1145/3304109.3306226>
- [18] S. Göring, A. Raake, and B. Feiten. 2017. A framework for QoE analysis of encrypted video streams. In *2017 Ninth International Conference on Quality of Multimedia Experience (QoMEX)*. 1–3.
- [19] Jian He, Mubashir Adnan Qureshi, Lili Qiu, Jin Li, Feng Li, and Lei Han. 2018. Rubiks: Practical 360-Degree Streaming for Smartphones. In *Proceedings of the 16th Annual International Conference on Mobile Systems, Applications, and Services (MobiSys '18)*. Association for Computing Machinery, New York, NY, USA, 482–494. <https://doi.org/10.1145/3210240.3210323>
- [20] M Aminul Islam, Derek Eager, Niklas Carlsson, and Anirban Mahanti. 2013. Revisiting popularity characterization and modeling of user-generated videos. In *2013 IEEE 21st International Symposium on Modelling, Analysis and Simulation of Computer and Telecommunication Systems*. IEEE, 350–354.
- [21] F. Li, X. Jiang, J. W. Chung, and M. Claypool. 2018. Who is the King of the Hill? Traffic Analysis over a 4G Network. In *2018 IEEE International Conference on Communications (ICC)*. 1–6.
- [22] Feng Li, Jae Chung Won, and Mark Claypool. 2018. Silhouette – Identifying YouTube Video Flows from Encrypted Traffic. *NOSSDAV '18: Proceedings of the 28th ACM SIGMM Workshop on Network and Operating Systems Support for Digital Audio and Video (2018)*, 19–24.
- [23] Y. Li, Y. Huang, R. Xu, S. Seneviratne, K. Thilakarathna, A. Cheng, D. Webb, and G. Jourjon. 2018. Deep Content: Unveiling Video Streaming Content from Encrypted WiFi Traffic. In *2018 IEEE 17th International Symposium on Network Computing and Applications (NCA)*. 1–8.
- [24] Luyang Liu, Ruiguang Zhong, Wuyang Zhang, Yunxin Liu, Jiansong Zhang, Lintao Zhang, and Marco Gruteser. 2018. Cutting the cord: Designing a high-quality untethered vr system with low latency remote rendering. In *Proceedings of the 16th Annual International Conference on Mobile Systems, Applications, and Services*. 68–80.
- [25] Xing Liu, Bo Han, Feng Qian, and Matteo Varvello. 2019. LIME: Understanding Commercial 360° Live Video Streaming Services. In *Proceedings of the 10th ACM Multimedia Systems Conference (MMSys '19)*. Association for Computing Machinery, New York, NY, USA, 154–164. <https://doi.org/10.1145/3304109.3306220>
- [26] Mohammad Lotfollahi, Mahdi Jafari Siavoshani, Ramin Shirali Hossein Zade, and Mohammadsadeqh Saberian. 2020. Deep packet: A novel approach for encrypted traffic classification using deep learning. *Soft Computing* 24, 3 (2020), 1999–2012.
- [27] Feng Qian, Bo Han, Qingyang Xiao, and Vijay Gopalakrishnan. 2018. Flare: Practical Viewport-Adaptive 360-Degree Video Streaming for Mobile Devices. In *Proceedings of the 24th Annual International Conference on Mobile Computing and Networking (MobiCom '18)*. Association for Computing Machinery, New York, NY, USA, 99–114. <https://doi.org/10.1145/3241539.3241565>
- [28] Roei Schuster, Vitaly Shmatikov, and Eran Tromer. 2017. Beauty and the burst: Remote identification of encrypted video streams. In *26th {USENIX} Security Symposium ({USENIX} Security 17)*. 1357–1374.
- [29] Anika Schwind, Cise Midoglu, Özgü Alay, Carsten Griwodz, and Florian Wamser. 2020. Dissecting the performance of YouTube video streaming in mobile networks. *International Journal of Network Management* 30, 3 (2020), e2058.
- [30] Petr Velan, Milan Čermák, Pavel Čeleda, and Martin Drašar. 2015. A survey of methods for encrypted traffic classification and analysis. *International Journal of Network Management* 25, 5 (2015), 355–374.
- [31] W. Wang, M. Zhu, J. Wang, X. Zeng, and Z. Yang. 2017. End-to-end encrypted traffic classification with one-dimensional convolution neural networks. In *2017 IEEE International Conference on Intelligence and Security Informatics (ISI)*. 43–48.
- [32] Mengbai Xiao, Chao Zhou, Yao Liu, and Songqing Chen. 2017. OpTile: Toward Optimal Tiling in 360-Degree Video Streaming. In *Proceedings of the 25th ACM International Conference on Multimedia (MM '17)*. Association for Computing Machinery, New York, NY, USA, 708–716. <https://doi.org/10.1145/3123266.3123339>
- [33] Lan Xie, Xinggong Zhang, and Zongming Guo. 2018. Cls: A cross-user learning based system for improving qoe in 360-degree video adaptive streaming. In *Proceedings of the 26th ACM international conference on Multimedia*. 564–572.
- [34] Xiufeng Xie and Xinyu Zhang. 2017. POI360: Panoramic Mobile Video Telephony over LTE Cellular Networks. In *Proceedings of the 13th International Conference on Emerging Networking EXperiments and Technologies (CoNEXT '17)*. Association for Computing Machinery, New York, NY, USA, 336–349. <https://doi.org/10.1145/3143361.3143381>
- [35] Jun Yi, Shiqing Luo, and Zhisheng Yan. 2019. A Measurement Study of YouTube 360° Live Video Streaming. In *Proceedings of the 29th ACM Workshop on Network and Operating Systems Support for Digital Audio and Video (NOSSDAV '19)*. Association for Computing Machinery, New York, NY, USA, 49–54. <https://doi.org/10.1145/3304112.3325613>