

Model Selection CNN-based VVC Quality Enhancement

Fatemeh Nasiri^{*†+}, Wassim Hamidouche^{*†}, Luce Morin^{†*}, Nicolas Dhollande⁺, Gildas Cocherel⁺

^{*} IRT b<>com, 35510 Cesson-Sévigné, France,

[†] Univ Rennes, INSA Rennes, CNRS, IETR - UMR 6164, 35000 Rennes, France

⁺ AVIWEST, 35760, Saint-Grégoire, France

Abstract—Artifact removal and filtering methods are inevitable parts of video coding. On one hand, new codecs and compression standards come with advanced in-loop filters and on the other hand, displays are equipped with high capacity processing units for post-treatment of decoded videos. This paper proposes a Convolutional Neural Network (CNN)-based post-processing algorithm for intra and inter frames of Versatile Video Coding (VVC) coded streams. Depending on the frame type, this method benefits from normative prediction signal by feeding it as an additional input along with reconstructed signal and a Quantization Parameter (QP)-map to the CNN. Moreover, an optional Model Selection (MS) strategy is adopted to pick the best trained model among available ones at the encoder side, and signal it to the decoder side. This MS strategy is applicable at both frame level and block level. The experiments under the Random Access (RA) configuration of the VVC Test Model (VTM-10.0) show that the proposed prediction-aware algorithm can bring an additional BD-BR gain of -1.3% compared to the method without the prediction information. Furthermore, the proposed MS scheme brings -0.5% more BD-BR gain on top of the prediction-aware method.

Index Terms—Quality Enhancement, VVC, Model selection

I. INTRODUCTION

Modern block-based video codecs, widely used in nowadays multimedia broadcast industry, often introduce various types of artifacts and distortions. These artifacts are more visible and undesirable in low bitrate video coding, where coarser quantization is applied on transform coefficients in order to drastically reduce the rate. Quality Enhancement (QE) methods have proved to be efficient for addressing this problem by showing promising performance in compressed videos and have attracted a lot of attention in recent years in the form of In-Loop Filtering (ILF) or Post Processing (PP).

Existing video coding standards benefit from different QE filters in their compression algorithms as in-loop filter. In VVC, the upcoming video coding standard, three in-loop filters are integrated [1], namely De-Blocking filter (DBF), Sample Adaptive Offset (SAO) and Adaptive Loop Filter (ALF). In DBF, 1-D low pass filters smooth out block borders and correct the discontinuous edges across them. In SAO, reconstructed pixels are categorized into pre-trained classes and are associated with a set of optimized offsets to be transmitted for texture enhancement. ALF, that is applied after DBF and SAO in VVC, further enhances the quality of the reconstructed frames. In ALF, parameters of a set of low pass

filters are optimized at the encoder side and transmitted to the decoder.

Studies in recent years, mostly focus on the capacity of CNNs in different image and video processing problems and exploring new areas of improvement. In the domain of compressed videos QE, notable CNNs-based works are proposed which provide significant improvements in terms of subjective or objective quality. These methods can be categorized into two general groups: 1) single frame and 2) multiple frame methods. In single frame group [2], video frames are enhanced frame by frame only taking into account the spatial information of each frame. In the second group, multiframe methods [3], [4], the temporal aspect of the video is also taken into account for QE task. In addition, some methods [5]–[8] in these two groups, exploit coding information, extracted from bitstream, in order to further improve the quality. Such coding information (*e.g.* QP, partitioning, prediction) can help the network to more efficiently remove the coding artifacts.

In this paper, we proposed a CNN-based QE method where two coding information of QP and prediction signal are used to further improve the performance. The proposed QE method is employed as PP of VVC, both on intra and inter frames. Multiple models for different frame types are trained and a MS strategy is employed at the encoder side to choose the best model and signal it in the frame level or Coding Tree Block (CTB) level for the luma component.

The rest of this paper is organized as follows. In Section II, the proposed QE method using coding information and the MS is presented. Experimental results as well as discussions and comparisons with state-of-the-art solutions are provided in Section IV and finally, Section IV concludes the paper.

II. PROPOSED QUALITY ENHANCEMENT METHOD

In this section, first, the coding information exploited in the training and the inference of the proposed QE method is explained. Then, the network architecture to integrate this information is presented and finally, a MS strategy at the frame level and the CTB level is proposed.

A. Coding information

Normative decisions made by an encoder are results of extensive searches over possible values of parameters corresponding to its internal coding tools. To make optimal decisions, the spatial and temporal features of video as well

as bandwidth constraints are taken into account. Consequently, the information associated to these coding decisions provide rich and informative representation of signal characteristic. Therefore, in the proposed QE method, we exploit two main coding information to help our CNN networks better remove compression artifacts.

1) *QP-map*: The quantization step, determined by QP, controls the balance between the level of distortion and the bitrate of a compressed video. Higher QP values apply coarser quantization step on transform coefficients which results in throwing out more high frequency information, hence less bitrate and higher distortion.

In our proposed QE method, we construct a normalized QP-map for each frame and feed it to the network at the same stage as the reconstructed frame. The normalized QP-map (\mathcal{Q}) for a frame with the width and height of W and H , respectively, is calculated as:

$$\mathcal{Q}_{i,j} = \frac{q_{i,j}}{q_{max}}, \quad (1)$$

where $q_{i,j}$ is the QP value of the block that contains the pixel at coordinates (i, j) , with $0 \leq i < W; 0 \leq j < H$, and q_{max} is the maximum QP value (e.g. 63 in VVC). In constant QP mode, as in the Joint Video Experts Team (JVET) Common Test Condition (CTC) [9], the QP-map of a frame would contain a constant value. However, in the Constant Bit-Rate (CBR) mode, this value may change at the block level.

2) *Prediction signal*: The reconstructed signal is roughly the addition of the prediction and the quantized residual signals. Depending on the coding type of the signal, whether intra or inter, different prediction schemes can be used throughout a video: intra, uni-direction inter, bi-direction inter, skip, etc. In all these cases, the normative prediction signal determined by the encoder is used as the second coding information in the proposed QE method.

Intra coding is based on spatial redundancies existing within a frame. In VVC, a set of 67 Intra Prediction Modes (IPM), representing 65 angular modes, plus Direct Current (DC) and planar modes are used for modelling texture of blocks. The selection of an IPM for a block is performed by optimizing the rate-distortion (R-D) cost. Due to the complex R-D optimization process, the generated intra prediction can significantly affect the distortion pattern of the reconstructed block [8]. Thus, beawaring the QE networks of the prediction signal can potentially help it learn correlation between the prediction signal and the distortion patterns.

Inter coding, on the other hand, is based on temporal redundancies, between consecutive video frames. The prediction signal in the inter mode is a block, similar to the current one, selected from within the range of Motion Vectors (MVs) search, based on a distortion metric. In modern video codecs, the search for such similar block is performed inside multiple reference frames that are in the temporal neighborhood of current frame. Fig. 1 visualizes how the prediction information in an inter frame is concatenated from its reference frames. In this figure, current frame at time t uses four reference pictures, two from the past ($t - 1, t - 2$) and two

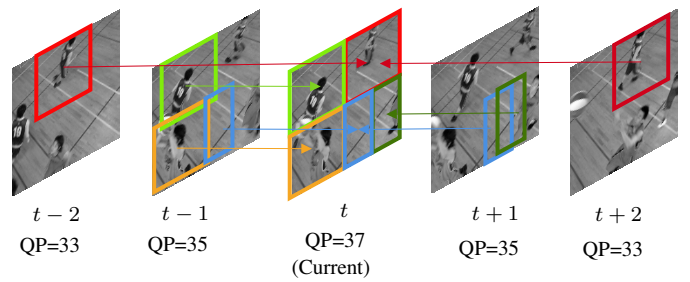


Fig. 1: An example of QP cascading in the hierarchical GoP structure, providing higher quality motion compensated blocks at frame t from past ($t - 1$ and $t - 2$) and future ($t + 1$ and $t + 2$) frames. Each block in frame t is predicted from at least one reference frame with lower QP (i.e. higher quality texture information).

from the future ($t + 1, t + 1$). This usually allows finding very accurate displaced versions of the content in the current block, that can potentially be exploited for the QE task.

Regardless of the coding type, the process of generating the prediction signal in the proposed method is the same. To do so, for each reconstructed frame, the prediction blocks of individual Coding Units (CUs) within it are concatenated. This forms a prediction signal of the same size as the reconstructed frame and is fed to the QE network.

B. QE Network

The network architecture for proposed QE method is based on residual blocks which have showed promising performance in low level image processing tasks such as Super Resolution (SR) [10]. In Fig. 2 the different layers and skip connections of the used architecture are shown.

Given \mathcal{I} as the concatenation of the input signals, the process of producing the enhanced reconstructed signal $\hat{\mathcal{C}}$, by the proposed CNN-based QE method is summarized as:

$$\hat{\mathcal{C}} = F_3^1(F_1^2(Bn^1(F_2^1(Res^N(F_1^1(\mathcal{I})))) + F_1^1(\mathcal{I})), \quad (2)$$

where $F_1(\cdot)$ and $F_2(\cdot)$ are $3 \times 3 \times 256$ convolutional layers, with and without the ReLU activation layer, respectively. Moreover, $F_3(\cdot)$ is a $3 \times 3 \times 1$ convolutional layer with the ReLU activation layer. The superscript of each function indicates the number of times they are repeated sequentially in the network architecture. Finally, Res and Bn are the residual block and batch normalization layer, respectively.

Based on the above network architecture and the use of the prediction information, four models are trained with different sets of inputs. Each model is trained using frames that are encoded in its given coding mode and also used for the inference of the same coding mode. In the first two models, denoted as M_{intra}^{cqp} and M_{inter}^{cqp} , the input is the concatenation of the decoded image \mathcal{C} , the QP-map \mathcal{Q} and the prediction signal \mathcal{P} :

$$\mathcal{I}_{cqp}^m = \mathcal{C}^m \oplus \mathcal{Q} \oplus \mathcal{P}^m, \quad (3)$$

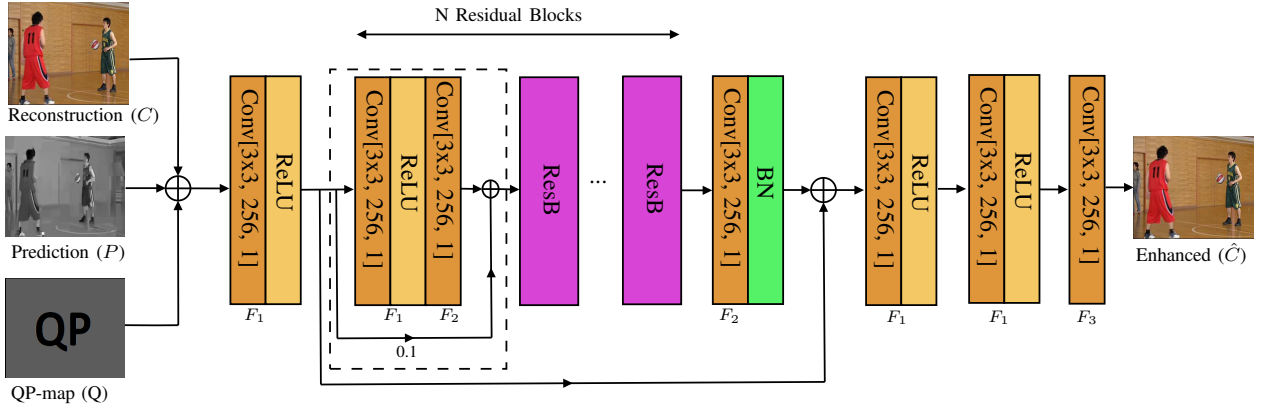


Fig. 2: Network architecture of the proposed method using the prediction, QP-map and reconstruction signal as the input.

TABLE I: Summary of the four models trained for different coding types.

Name	Inputs			Frames type
	Reconstruction	Quantization	Prediction	
M_{cq}^{intra}	✓	✓	✗	Intra
M_{cqp}^{intra}	✓	✓	✓	Intra
M_{cq}^{inter}	✓	✓	✗	Inter
M_{cqp}^{inter}	✓	✓	✓	Inter

where \oplus is the concatenation operator and m is the coding mode which can be *intra* or *inter*. The other two models, denoted as M_{intra}^{cq} and M_{inter}^{cq} , do not use the prediction signal as input:

$$\mathcal{I}_{cq}^m = \mathcal{C}^m \oplus \mathcal{Q}, \quad (4)$$

Table I summarizes the details of four proposed models. In all four models, the QE task can be formulated as:

$$\hat{\mathcal{C}} = f_{QE}(\mathcal{I}; \theta_{QE}), \quad (5)$$

where θ_{QE} is the set of parameters in the network architecture of Eq. (2). This parameter set is optimized in the training phase, using the L_1 norm as the loss function, computed with respect to the original signal \mathcal{O} :

$$L_1(\mathcal{O}, \hat{\mathcal{C}}) = |\mathcal{O} - \hat{\mathcal{C}}|. \quad (6)$$

C. Model Selection (MS)

As discussed, based on frame type, the prediction signal used for blocks of a frame can be different. In intra frames, all blocks are encoded using the intra coding mode. However, in inter frames, blocks can be either inter coded or intra coded, depending on the local motion and texture complexity. Moreover, in all frame types, there are often blocks whose residual signal is zero, which makes the prediction signal identical to the reconstructed block. As a result, different types of artifacts can be found in the same encoded frame, that might need different networks for enhancement. Using the four models presented in previous section, a MS strategy is proposed in two levels: frame and CTB.

At the CTB level, each CTB is enhanced by all four models at encoder side. For a given CTB, with the original content \mathcal{O} , the MS at the CTB level is performed by minimizing the Mean Squared Error (MSE) as:

$$M_{in^*}^{m^*} : (in^*, m^*) = \underset{m, in}{\operatorname{argmin}} \operatorname{MSE}(\hat{\mathcal{C}}_{in}^m, \mathcal{O}), \quad (7)$$

where $\hat{\mathcal{C}}_{in}^m$ is the enhanced signal using the model M_{in}^m .

In order to inform the decoder about the best model chosen by encoder, the corresponding information should be transferred in the bitstream. To this end, a signaling scheme is implemented at both CTB and frame levels. The frame level signaling is performed with a flag f_1 to indicate whether or not the CTB level signaling is used. In the case that this flag is zero, decoder will use a default model, either M_{cqp}^{intra} or M_{cqp}^{inter} , depending on the frame type. Otherwise, the selected model is determined in the CTB level, using two flags f_2 and f_3 . The encoder side decision for the MS is presented in Algorithm 1. The inputs to this algorithm are the rate and distortion of the encoded frame, enhanced by the default model, denoted as R^{def} and D^{def} , respectively. Moreover, Fig. 3 demonstrates the overall workflow of proposed QE with explicit MS.

III. EXPERIMENTAL RESULTS

A. Datasets and training configuration

For training the networks, the BVI-DVC dataset [11], recommended by recent Deep Neural Network Video Coding (DNNVC) CTCs [9], [12], has been used, which consists of 800 videos. Moreover, two image datasets, namely DIV2K and Fliker2K are also used for training the networks for intra frames, which are composed of 900 and 2650 high quality images, respectively. The videos and images in the training dataset were converted to 10-bit YCbCr 4:2:0 and only the luma component has been used for training.

To train the M_{cq}^{inter} and M_{cqp}^{inter} models, the videos were encoded with VTM-10 in RA (Main10 profile) in four QP values ($\{22, 27, 32, 37\}$). Moreover, to train M_{cq}^{intra} and M_{cqp}^{intra} models, the DIV2K and Fliker2K datasets were encoded in

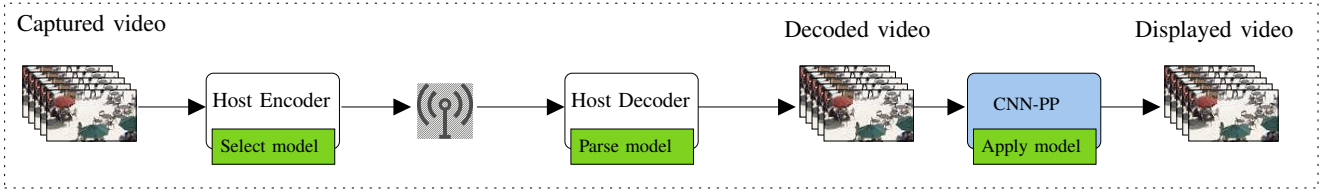


Fig. 3: The workflow scheme of the proposed CNN-based PP with explicit MS

Algorithm 1 Frame level of MS

input: R^{def}, D^{def} as rate and dist. of frame, respectively.

```

 $R_{f_1:0} \leftarrow R^{def} + 1$ 
 $R_{f_1:1} \leftarrow R^{def} + 1 + 2 \times (\text{number of CTBs in frame})$ 
 $D_{f_1:0} \leftarrow D^{def}$ 
 $D_{f_1:1} \leftarrow 0$ 
for each CTB  $u \in \text{frame}$  do
  Get  $M_{in}^{m^*}$  for  $u$  using Eq. (7)
  Set  $f_2$  and  $f_3$  based on  $M_{in}^{m^*}$ 
  Enhance  $u$  with  $M_{in}^{m^*}$  using Eq. (5)
  Compute  $D_u$  as the distortion of  $u$  after enhancement
   $D_{f_1:1} \leftarrow D_u$ 
end for
 $J_{f_1:1} \leftarrow D_{f_1:1} + \lambda R_{f_1:1}$ 
 $J_{f_1:0} \leftarrow D_{f_1:0} + \lambda R_{f_1:0}$ 
if  $J_{f_1:1} < J_{f_1:0}$  then
   $f_1 \leftarrow 1$ 
else
   $f_1 \leftarrow 0$ 
end if

```

the All Intra (AI) configuration in same four QPs. In total, 16000 inter and 7500 intra frames were obtained for training the corresponding models. The training has been performed on 64×64 patches, randomly chosen from the training dataset. These patches are fed to the network on batches with a size of 16. Block rotation and flip were also applied randomly to the selected patches in order to achieve data augmentation.

For the test phase, nineteen sequences from the JVET CTCs (classes A1, A2, B, C and D) were used [13]. These videos were also encoded in RA configuration. Also, none of these videos are included in training phase.

The networks were implemented in PyTorch platform and the training was performed on NVIDIA GeForce GTX 1080Ti GPU. The parameter N (number of residual blocks of the network) was set to 16. All networks were trained offline before encoding. The initial learning rate was set to 10^{-5} with a decay of 0.5 for every 100 epochs. The Adam optimizer [14] was used for back propagation during the training and each network was trained for 500 epochs. The validation dataset was extracted from the training dataset and was composed of 50 cropped reconstructed frames and their corresponding prediction and original frames.

The original VTM-10 with all in-loop filters activated is

used as the anchor for all test. Moreover, to show the effectiveness of each contribution separately, the performance of three versions of the proposed method are presented: 1) prediction-unaware without Model Selection (MS), 2) prediction-aware without MS and finally 3) prediction-aware with MS. To measure the performance, the Bjøntegaard Delta Bit Rate (BD-BR) [15] metric was used which is formally interpreted as the amount of bit-rate saving at the same level of Peak Signal-to-Noise Ratio (PSNR)-based quality as the anchor.

B. Performance evaluation

In Table II the compression performance of the proposed QE method in different settings is shown in terms of BD-BR. As can be seen, the proposed methods in all three settings provide a significant improvement in coding gain on all test sequences with average of -5.83%, -7.16% and -7.62% in pred-unaware, pred-aware and pred-aware + MS settings, respectively. It can be observed that adding prediction information brings -1.33%

TABLE II: BD-BR metric for performance comparison of the three versions of the proposed CNN-based QE method as PP in the RA coding configuration of VTM-10

Class	Sequences	Pred-unaware	Pred-aware	Pred-aware + MS
A1	Tango	-5.92%	-8.40%	-8.43%
	FoodMarket	-4.46%	-7.04%	-7.39%
	CampFire	-4.20%	-5.17%	-6.73%
	Average	-4.86%	-6.87%	-7.52%
A2	CatRobot	-6.96%	-8.41%	-8.58%
	Daylight	-9.33%	-10.66%	-10.92%
	ParkRunning	-3.06%	-4.04%	-4.25%
	Average	-6.45%	-7.71%	-7.92%
B	MarketPlace	-4.80%	-5.54%	-5.55%
	RitualDance	-6.15%	-7.76%	-8.06%
	Cactus	-4.21%	-5.95%	-6.62%
	BasketballDrive	-5.19%	-6.73%	-7.44%
	BQTerrace	-4.87%	-5.89%	-7.06%
	Average	-5.04%	-6.38%	-6.95%
C	BasketballDrill	-6.47%	-8.27%	-8.56%
	BQMall	-5.13%	-6.60%	-7.31%
	PartyScene	-5.11%	-5.74%	-7.04%
	RaceHorses	-2.71%	-4.10%	-4.24%
	Average	-4.86%	-6.18%	-6.79%
D	BasketballPass	-7.98%	-8.79%	-8.99%
	BQSquare	-12.39%	-12.58%	-13.10%
	BlowingBubble	-6.17%	-6.94%	-7.10%
	RaceHorses	-5.59%	-7.35%	-7.35%
	Average	-8.03%	-8.92%	-9.14%
All		-5.83%	-7.16%	-7.62%

TABLE III: BD-BR performance comparison of the proposed CNN-based QE methods as PP in the RA coding configuration, implemented in VTM-10.

Class	State-of-the-art					Proposed	
	JVET-O0132 [16]	JVET-O0079 [17]	Zhang <i>et al.</i> [18]	JVET-T0079 [19]	MFRNet [2]	Pred-unaware	Pred-aware + MS
	VTM-4	VTM-5	VTM-4	VTM-10	VTM-7	VTM-10	VTM-10
A1	-0.15%	-0.87%	-2.41%	-2.86%	-6.73%	-4.47%	-7.52%
A2	-0.28%	-1.68%	-4.22%	-2.98%	-7.17%	-6.41%	-7.92%
B	-0.22%	-1.47%	-2.57%	-2.92%	-6.30%	-5.06%	-6.95%
C	-0.59%	-3.34%	-3.89%	-2.96%	-6.00%	-4.97%	-6.79%
D	-0.80%	-4.97%	-5.80%	-3.48%	-7.60%	-8.04%	-9.14%
All	-0.41%	-2.47%	-3.76%	-3.04%	-6.70%	-5.79%	-7.62%

more bitrate saving to the base QE setting. Moreover, using MS strategy adds -0.46% more bitrate saving, where in some sequence like CampFire, BQTerrace and PartyScene the gain is more than -1.3% in average.

In order to further investigate the performance of the proposed method, a set of recent CNN-based QE methods are compared to our proposed method. Two academic papers [2], [20] and three JVET contributions [16], [17], [19] have been selected for the comparison. It should be noted that the coding gains of these works are extracted from their corresponding text. Table III summarizes the coding gain of our proposed method as well as aforementioned state-of-the-art methods. First, it can be observed that when our proposed QE is integrated as PP into the VTM, it outperforms all the competing methods. The performance improvement is consistent over all classes of resolutions. Secondly, the coding gain of our prediction-unaware setting is less than the MFRNet, in which a more efficient network architecture with feature review aspect is deployed [2]. It can be concluded that by adding the same strategies to the network of MFRNet, one can obtain even higher performance. This subject is left to be studied in future.

In terms of complexity, when the proposed QE method is used with the MS strategy, it adds complexity to the encoder side, unlike most of the PP methods. It should be noted that the encoding run-time decreases significantly when a dedicated GPU is available. Finding a strategy to implicitly set the proper model for QE task will reduce this complexity at encoder side that is left for a future work.

IV. CONCLUSION

A CNN-based QE method for PP of VVC was proposed. This method is applied on inter and intra coded frames by using prediction information to further improve the performance. In addition, a Model Selection (MS) strategy which selects the best model in terms of R-D cost was employed at the encoder side. The models are trained separately for different frame types (intra, inter) that use particular prediction schemes. The experimental results showed the superior performance of our proposed method compared to the anchor VTM-10 as well as state-of-the-art methods.

REFERENCES

- [1] M. Karczewicz, N. Hu, J. Taquet, C.-Y. Chen, K. Misra, K. Andersson, P. Yin, T. Lu, E. François, and J. Chen, "VVC in-loop filters," *IEEE Transactions on Circuits and Systems for Video Technology*, 2021.
- [2] D. Ma, F. Zhang, and D. Bull, "MFRNet: a new CNN architecture for post-processing and in-loop filtering," *IEEE Journal of Selected Topics in Signal Processing*, 2020.
- [3] R. Yang, M. Xu, Z. Wang, and T. Li, "Multi-frame quality enhancement for compressed video," in *Proceedings of the IEEE Conference on Computer Vision and Pattern Recognition*, 2018, pp. 6664–6673.
- [4] Z. Guan, Q. Xing, M. Xu, R. Yang, T. Liu, and Z. Wang, "Mfqc 2.0: A new approach for multi-frame quality enhancement on compressed video," *IEEE Transactions on Pattern Analysis and Machine Intelligence*, 2019.
- [5] X. He, Q. Hu, X. Zhang, C. Zhang, W. Lin, and X. Han, "Enhancing HEVC compressed videos with a partition-masked convolutional neural network," in *2018 25th IEEE International Conference on Image Processing (ICIP)*. IEEE, 2018, pp. 216–220.
- [6] M.-Z. Wang, S. Wan, H. Gong, and M.-Y. Ma, "Attention-based dual-scale CNN in-loop filter for versatile video coding," *IEEE Access*, vol. 7, pp. 145 214–145 226, 2019.
- [7] H. Huang, I. Schioppa, and A. Munteanu, "Frame-wise CNN-based filtering for intra-frame quality enhancement of HEVC videos," *IEEE Transactions on Circuits and Systems for Video Technology*, 2020.
- [8] F. Nasiri, W. Hamidouche, L. Morin, N. Dholand, and G. Cocherel, "Prediction-aware quality enhancement of VVC using CNN," in *2020 IEEE International Conference on Visual Communications and Image Processing (VCIP)*. IEEE, 2020, pp. 310–313.
- [9] S. Liu, A. Segall, E. Alshina, and R. Liao, "JVET common test conditions and evaluation procedures for neural network-based video coding technology," in *JVET-T2006, Teleconference*, 2020.
- [10] B. Lim, S. Son, H. Kim, S. Nah, and K. Mu Lee, "Enhanced deep residual networks for single image super-resolution," in *Proceedings of the IEEE conference on computer vision and pattern recognition workshops*, 2017, pp. 136–144.
- [11] D. Ma, F. Zhang, and D. R. Bull, "BVI-DVC: a training database for deep video compression," *arXiv preprint arXiv:2003.13552*, 2020.
- [12] E. Alshina, A. Segall, R. Liao, and T. Solovyev, "DNNVC comments on common test conditions and reporting template," in *JVET-T0129, Teleconference*, 2020.
- [13] F. Bossen, J. Boyce, K. Suehring, X. Li, and V. Seregin, "JVET common test conditions and software reference configurations for SDR video," in *JVET-N1010, Geneva, Switzerland*, 2019.
- [14] D. P. Kingma and J. Ba, "Adam: A method for stochastic optimization," *arXiv preprint arXiv:1412.6980*, 2014.
- [15] G. Bjontegaard, "Improvement of BD-PSNR model," *Document VCEG-A111*, Berlin, Germany, July 2008.
- [16] K. U. Y. Kidani, K. Kawamura and S. Naito, "Evaluation results of CNN-based filtering with off-line learning model," in *JVET-O0132, Gothenburg, Sweden*, 2019.
- [17] S. Wan, M. Wang, Y. Ma, J. Huo, H. Gong, C. Zou, Y. Yu, and Y. Liu, "Integrated in-loop filter based on CNN," in *JVET-O0079, Gothenburg, Sweden*, 2019.
- [18] F. Zhang, C. Feng, and D. R. Bull, "Enhancing VVC through CNN-based post-processing," in *2020 IEEE International Conference on Multimedia and Expo (ICME)*. IEEE, 2020, pp. 1–6.
- [19] J. C. H. Wang, M. Karczewicz and A. Kotra, "AHG11: Neural network-based in-loop filter," in *JVET-T0079, Teleconference*, 2020.

- [20] Z. Jin, P. An, C. Yang, and L. Shen, "Post-processing for intra coding through perceptual adversarial learning and progressive refinement," *Neurocomputing*, vol. 394, pp. 158–167, 2020.