

Unitarity Bounds for Semileptonic Decays in Lattice QCD

M. Di Carlo,^{1,2} G. Martinelli,² M. Naviglio,³ F. Sanfilippo,⁴ S. Simula,⁴ and L. Vittorio^{5,6}

¹*Higgs Centre for Theoretical Physics, School of Physics and Astronomy,
The University of Edinburgh, Edinburgh EH9 3FD, UK*

²*Physics Department and INFN Sezione di Roma La Sapienza,
Piazzale Aldo Moro 5, 00185 Roma, Italy*

³*Dipartimento di Fisica dell'Università di Pisa and INFN - Sezione di Pisa,
Largo Bruno Pontecorvo 3, I-56127 Pisa, Italy*

⁴*Istituto Nazionale di Fisica Nucleare, Sezione di Roma Tre,
Via della Vasca Navale 84, I-00146 Rome, Italy*

⁵*Scuola Normale Superiore, Piazza dei Cavalieri 7, I-56126, Pisa, Italy*

⁶*Istituto Nazionale di Fisica Nucleare, Sezione di Pisa,
Largo Bruno Pontecorvo 3, I-56127 Pisa, Italy*

In this work we discuss in detail the non-perturbative determination of the momentum dependence of the form factors entering in semileptonic decays using unitarity and analyticity constraints. The method contains several new elements with respect to previous proposals and allows to extract, using suitable two-point functions computed non-perturbatively, the form factors at low momentum transfer q^2 from those computed explicitly on the lattice at large q^2 , without any assumption about their q^2 -dependence. The approach will be very useful for exclusive semileptonic B -meson decays, where the direct calculation of the form factors at low q^2 is particularly difficult due to large statistical fluctuations and discretisation effects. As a testing ground we apply our approach to the semileptonic $D \rightarrow K l \nu_l$ decay, where we can compare the results of the unitarity approach to the explicit direct lattice calculation of the form factors in the full q^2 -range. We show that the method is very effective and that it allows to compute the form factors with rather good precision.

PACS numbers: 11.15.Ha, 12.15.Ff, 12.38.Gc, 13.20.-v

I. INTRODUCTION

In this work we present an extended study of two- and three-point lattice correlation functions which are used, together with dispersive techniques [1]–[9], to constrain the lattice predictions for the form factors (FFs) relevant to exclusive semileptonic decays. The form factors are then obtained in a substantially non-perturbative way and without any specific assumption on their momentum dependence. To achieve this goal a complex strategy and several improvements with respect to the original proposal of Ref. [10] are introduced and applied to several calculations. This strategy will be described in detail in the following.

The measurement of the weak charged-current $b \rightarrow c$ and $b \rightarrow u$ transitions, more specifically the semileptonic $B \rightarrow D^{(*)}\ell\nu_\ell$ decays, received an increasing attention in the recent past. The first reason is the precise determination of two of the fundamental parameters of the Standard Model, namely the Cabibbo-Kobayashi-Maskawa (CKM) matrix elements $|V_{cb}|$ and $|V_{ub}|$ [11]. The second reason is the apparent tension between inclusive [12, 13] and exclusive determinations of $|V_{cb}|$, which may be related to other lepton anomalies which have been observed experimentally, see for example [14] and references therein. Among the others let us mention the deviations from lepton-flavour universality (LFU) in the measurements of $R_{D^{(*)}}$ [15], the ratios of the branching fractions $B \rightarrow D^{(*)}\tau\nu$ over $B \rightarrow D^{(*)}\ell\nu$, $\ell = e, \mu$, made by Belle, BABAR and LHCb [16–24]. These deviations may be interpreted as a hint of the presence of New Physics (NP) [25–34]. Anomalous values of the ratios of the branching fractions $BR(B \rightarrow K^{(*)}\mu^+\mu^-)$ to $BR(B \rightarrow K^{(*)}e^+e^-)$ have also been interpreted as further signals of a possible violation of LFU, see [35] and references therein. The tension between inclusive and exclusive determinations of $|V_{ub}|$ is even larger and without a satisfactory explanation so far [14, 36, 37]. From the experimental point of view new data and a better understanding of the experimental systematics could still change the present scenario.

An improvement of the theory, mainly if not uniquely, for exclusive decays is expected from progress in lattice QCD calculations of the relevant form factors. Indeed, most of the reliable information about the form factors relevant in semileptonic B decays is given by first principles calculations made in lattice QCD. One is however limited by the cutoff effects induced by the presence of a quark as heavy as the b -quark in calculations done at a finite lattice spacing a . Actually, most of the numerical simulations with heavy quarks are performed at a larger than about 0.05 fm, so that for the physical b -quark mass we have $m_b a \gtrsim 1$ and an extrapolation in m_b from unphysical values is necessary. In this context discretisation errors affect the value

of the form factors at zero recoil and make it difficult to study the momentum dependence of the form factors at large recoil, namely at small q^2 , where $q = p_B - p_{D^{(*)}}$ is the lepton pair momentum in the decay¹. For this reason, for example, results for the $B \rightarrow D$ form factors from lattice QCD [38, 39], together with their uncertainties and correlations, are only available in the range $9.3 \text{ GeV}^2 \lesssim q^2 \lesssim 11.7 \text{ GeV}^2$, much smaller than the physical range, $0 \lesssim q^2 \lesssim 11.7 \text{ GeV}^2$. More recently the first, preliminary results for the momentum-dependence of the form factors in $B \rightarrow D^* \ell \nu$ decays appeared, but the kinematical region is always restricted at small recoil and not all the form factors are determined with good accuracy [40, 41]. There exist also calculations of the form factors relevant for $B_s \rightarrow D_s^{(*)}$ decays, as well as recent updates of these quantities [42–44].

In order to supply the lack of information from explicit calculations of the form factors in the full kinematical range, both the experimental analyses (in order to account for efficiencies and response functions) and the theoretical studies have to assume some parameterisation of the form factors. It is well possible then that the extraction of $|V_{cb}|$ from experiments is biased by the theoretical model adopted in the fits of the data. In the years most of the analyses used two popular parameterisations called Boyd-Grinstein-Lebed (BGL) [4–6] or Caprini-Lellouch-Neubert (CLN) [7, 8] after the name of the authors.

An important step in constraining in a model independent way the q^2 -dependence of the semileptonic FFs, extracted on the lattice, along the full kinematical range was proposed by L. Lellouch in a pioneering work [10]. This proposal uses the dispersive techniques mentioned before [4–6], see also the original proposal in Refs. [1–3, 9], applied to lattice data and introduces a formalism to take into account the errors of the lattice results. In spite of the use of the form factors derived from first principles in lattice QCD, the proposal of Ref. [10] relies, for the unitarity constraints, on the perturbative calculation of the two-point current correlation functions. To our knowledge, in spite of the large use of the dispersive techniques discussed above, no one has systematically used the lattice two-point correlators computed non perturbatively in numerical simulations to constraint the FFs in semileptonic decays, not even in the original work [10].

In this work we present an extended study of the two- and three-point lattice correlation functions which are used, together with the dispersive techniques, to constrain the lattice predictions for the form factors. This approach will require a detailed understanding of dispersion relations on the lattice, the combination of perturbative and non perturbative calculations, the renormalisation of lattice T-products, the control of lattice artefacts and the peculiar treatment of the statistical

¹ In some cases the dependence of the form factors on q^2 in the whole allowed kinematical region is supplemented by using also the results of QCD sum rules calculations at small q^2 .

errors to be discussed in the following. At the end we will be able to constrain FFs in a substantially non-perturbative way.

With respect to the proposal by L. Lellouch [10] and other previous studies, the main novelties in this work are as follows:

1. The non perturbative determination of the relevant two-point current correlation functions on the lattice which are then used to implement the dispersive bounds;
2. The possibility of implementing the constraints from the two-point correlation function computed non-perturbatively also in regions where the perturbative calculations used in previous analyses are non reliable and could not be used;
3. The reduction of lattice artefacts in the two-point correlation functions using fixed-order perturbation theory on the lattice and in the continuum;
4. A quite simpler treatment of the lattice uncertainties with respect to the method proposed in Ref. [10];
5. A new approach to a realistic estimate of the systematic errors present at small values of q^2 , namely at large momenta of the final meson, both at finite lattice spacing and in the continuum limit, based on the results of Refs. [45, 46].

We stress an important feature of the method that will be presented in this work. Consider a set of lattice data for a form factor evaluated at a series of values q_j^2 of the squared 4-momentum transfer ($j = 1, \dots, N$). The data are distributed according to a multivariate distribution with given uncertainties and correlations. The (non-perturbative) unitarity bounds act as a filter by selecting only those combinations of the data that satisfy unitarity and analyticity. Since the two-point correlation functions provide an extra information, in general a new multivariate distribution is obtained, which may even correspond to a more precise (and differently correlated) data set. Using the new distribution the method of Ref. [10] reproduces exactly each of the data point when $q^2 \rightarrow q_j^2$. It behaves like a fitting procedure passing exactly for the given data set. This is at variance with what may happen adopting the BGL or CLN parameterisations. Indeed, in these cases there is no guarantee that the parameterization reproduces exactly the data set and, therefore, the impact of the unitarity filter may be different.

We have applied the method described in this work to the analysis of the lattice data of the semileptonic $D \rightarrow K \ell \nu_\ell$ decays obtained in Ref. [47]. We use this process as a training ground for

the dispersive approach to show that starting from a limited set of data at large q^2 it is possible to determine quite precisely the form factors in a model independent way in the full kinematical range, obtaining a remarkable agreement with the direct calculations from Ref. [47]. This finding opens the possibility to obtain non-perturbatively the form factors entering the semileptonic B decays in their full kinematical range. The extension of the non-perturbative dispersive approach described here to B decays requires a remarkable effort in the reduction of discretisation effects due to the large masses and momenta involved and it will be the subject of a forthcoming publication.

The plan of the paper is as follows. The definition of the relevant FFs entering in semileptonic decays is introduced in Section II, where we also give their expressions in the Heavy Quark Effective Theory (HQET) [8]. The definition of the hadronic tensors from the two-point Green functions of suitable bilinear currents and their expression in terms of the form factors is given in Section III, where we also recall the dispersive bounds that can be extracted from these two-point Green functions. The material in Sections II-III can be found in several papers. It is, however, useful to have it collected before its use in the present analysis. In particular, we recall the basic features of the dispersive matrix approach of Ref. [10] and in Appendix A we also provide new analytical expressions for the numerical evaluation of the unitarity bands of the form factors. The Euclidean lattice correlation functions corresponding to the Minkowskian Green functions that we used in our numerical simulation are presented in Section IV. In Section V we discuss the treatment of the statistical and systematic errors with the dispersive bounds and in the presence of kinematical constraints among different form factors. This Section will give us the opportunity of discussing briefly the treatment of the statistical and systematic errors using the Bayesian approach of Refs. [45, 46], which is different from the treatment of the errors suggested in the original proposal by L. Lellouch in Ref. [10]. In Section VI we give the results of the calculation of the two-point correlation functions in perturbation theory both in the continuum and on the lattice, while in Section VII the two-point correlation functions are evaluated making use of the gauge ensembles produced by the Extended Twisted Mass Collaboration (ETMC) with $N_f = 2 + 1 + 1$ dynamical quarks [48, 49] (see Appendix B). The perturbative calculations are used to reduce discretisation errors and to improve the extrapolation of the numerical non-perturbative results to the continuum limit. In Section VIII the dispersive matrix approach is applied to the $D \rightarrow K$ form factors obtained in Ref. [47] both in the continuum limit and at finite lattice spacing (using the same gauge ensembles adopted for the evaluation of the two-point correlation functions). Finally, Section IX contains our conclusion and outlooks for future developments.

II. FORM FACTORS IN SEMILEPTONIC DECAYS

In this Section we introduce the relevant FFs for semileptonic decays and convert them in the form used in the HQET, which is particularly suitable for the expansion in inverse powers of the heavy quark mass. For definiteness, since this is our final goal, the formulae will refer to $B \rightarrow D$ and $B \rightarrow D^*$ decays. With trivial modifications, the same formalism can be applied to $D \rightarrow K$ and $D \rightarrow K^*$ semileptonic decays, which is the case study for which we present a complete numerical analysis here, as well as also to $K \rightarrow \pi$ and other semileptonic decays.

We use the following form factor classification:

- vector current matrix elements

$$\begin{aligned}
\sqrt{m_B m_D} \langle D(p_D) | V^\mu | \bar{B}(p_B) \rangle &= f_+(p_B + p_D)^\mu + f_-(p_B - p_D)^\mu; \\
\sqrt{m_B m_{D^*}} \langle D^*(p_D, \epsilon_D) | V^\mu | \bar{B}(p_B) \rangle &= i f_V \epsilon^{\mu\nu\alpha\beta} \epsilon_{D\nu}^* p_{D\alpha} p_{B\beta}; \\
\sqrt{m_{B^*} m_D} \langle D(p_D) | V^\mu | \bar{B}^*(p_B, \epsilon_B) \rangle &= i f_{\bar{V}} \epsilon^{\mu\nu\alpha\beta} \epsilon_{B\nu} p_{D\alpha} p_{B\beta}; \\
\sqrt{m_{B^*} m_{D^*}} \langle D^*(p_D, \epsilon_D) | V^\mu | \bar{B}^*(p_B, \epsilon_B) \rangle &= -[f_1(p_B + p_D)^\mu + f_2(p_B - p_D)^\mu] (\epsilon_D^* \cdot \epsilon_B) \\
&\quad \times + f_3(\epsilon_D^* \cdot p_B) \epsilon_B^\mu + f_4(\epsilon_B \cdot p_D) \epsilon_D^{*\mu} \\
&\quad - [f_5 p_B^\mu + f_6 p_D^\mu] (\epsilon_D^* \cdot p_B) (\epsilon_B \cdot p_D);
\end{aligned} \tag{1}$$

- axial current matrix elements

$$\begin{aligned}
\sqrt{m_B m_{D^*}} \langle D^*(p_D, \epsilon_D) | A^\mu | \bar{B}(p_B) \rangle &= f_{A_1} \epsilon_D^{*\mu} - [f_{A_2} p_B^\mu + f_{A_3} p_D^\mu] (\epsilon_D^* \cdot p_B); \\
\sqrt{m_{B^*} m_D} \langle D(p_D) | A^\mu | \bar{B}^*(p_B, \epsilon_B) \rangle &= f_{\bar{A}_1} \epsilon_B^\mu - [f_{\bar{A}_2} p_B^\mu + f_{\bar{A}_3} p_D^\mu] (\epsilon_B \cdot p_D); \\
\sqrt{m_{B^*} m_{D^*}} \langle D^*(p_D, \epsilon_D) | A^\mu | \bar{B}^*(p_B, \epsilon_B) \rangle &= i \epsilon^{\mu\nu\alpha\beta} \{ [f_7(p_B + p_D)_\nu \\
&\quad + f_8(p_B - p_D)_\nu] \epsilon_{B\alpha} \epsilon_{D\beta}^* + [f_9(\epsilon_D^* \cdot p_B) \epsilon_{B\nu} \\
&\quad + f_{10}(\epsilon_B \cdot p_D) \epsilon_{D\nu}^*] p_{D\alpha} p_{B\beta} \},
\end{aligned} \tag{2}$$

where the weak currents are given by

$$V^\mu = \bar{c} \gamma^\mu b, \quad A^\mu = \bar{c} \gamma^\mu \gamma^5 b, \tag{3}$$

$f_i = f_i(q^2)$ is the generic hadronic FF that depends only on the squared 4-momentum transfer $q^2 = (p_{B^{(*)}} - p_{D^{(*)}})^2$, which is the only non-trivial Lorentz-invariant quantity, and $\epsilon_{D(B)}$ is a polarization 4-vector. Although the initial state is always a $\bar{B}^{(*)}$ meson containing a b quark,

rather than a $B^{(*)}$ meson, to simplify the notation in the following we will omit the bar. The normalisation of the states differs from the Feynman one by a factor equal to the square root of the meson mass, $|p_M\rangle_{\text{Feynman}} = \sqrt{M_M} |p_M\rangle$, because this is more convenient in the framework of the HQET.

One can define the recoil variable w , given by the scalar product of the meson four-velocities, namely $w = v_{B^{(*)}} \cdot v_{D^{(*)}}$, related to squared 4-momentum transfer q^2 by

$$w = \frac{m_{B^{(*)}}^2 + m_{D^{(*)}}^2 - q^2}{2m_{B^{(*)}}m_{D^{(*)}}}, \quad (4)$$

and a new dimensionless variable $r \equiv m_{D^{(*)}}/m_{B^{(*)}}$. In Ref. [8] Caprini, Lellouch and Neubert introduced the quantities h_i , which are linear combinations of the FFs f_i previously defined, expressed as functions of the recoil variable w rather than of q^2 (the index i labels a generic form factor). The h_i describe the decompositions (1)-(2) in terms of the meson 4-velocities instead of the meson 4-momenta, according to the following classification:

- scalar FFs

$$\begin{aligned} S_1^{BD} &= h_+ - \frac{1+r}{1-r} \frac{w-1}{w+1} h_-; \\ S_2^{B^*D^*} &= h_1 - \frac{1+r}{1-r} \frac{w-1}{w+1} h_2; \\ S_3^{B^*D^*} &= w \left[h_1 - \frac{1+r}{1-r} \frac{w-1}{w+1} h_2 \right] \\ &\quad + \frac{w-1}{1-r} [rh_3 - h_4 + (1-wr)h_5 + (w-r)h_6]; \end{aligned} \quad (5)$$

- vector FFs

$$\begin{aligned} V_1^{BD} &= h_+ - \frac{1-r}{1+r} h_-; \\ V_2^{B^*D^*} &= h_1 - \frac{1-r}{1+r} h_2; \\ V_3^{B^*D^*} &= w \left[h_1 - \frac{1-r}{1+r} h_2 \right] \\ &\quad + \frac{1}{1+r} [(1-wr)h_3 + (r-w)h_4 + (w^2-1)(rh_5 + h_6)] \\ V_4^{BD^*} &= h_V; \\ V_5^{B^*D} &= h_{\bar{V}}; \\ V_6^{B^*D^*} &= h_3; \\ V_7^{B^*D^*} &= h_4; \end{aligned} \quad (6)$$

- pseudoscalar FFs

$$\begin{aligned}
P_1^{BD*} &= \frac{1}{1+r} [(w+1)h_{A_1} - (1-rw)h_{A_2} - (w-r)h_{A_3}]; \\
P_2^{B*D} &= \frac{1}{1+r} [r(w+1)h_{\bar{A}_1} - (r-w)h_{\bar{A}_2} - (rw-1)h_{\bar{A}_3}]; \\
P_3^{B*D*} &= h_7 - \frac{1-r}{1+r} h_8;
\end{aligned} \tag{7}$$

- axial FFs

$$\begin{aligned}
A_1^{BD*} &= h_{A_1}; \\
A_2^{B*D} &= h_{\bar{A}_1}; \\
A_3^{B*D*} &= h_7 - \frac{w-1}{w+1} h_8 + (w-1)h_{10}; \\
A_4^{B*D*} &= h_7 + \frac{w-1}{w+1} h_8 + (w-1)h_9; \\
A_5^{BD*} &= \frac{1}{1-r} [(w-r)h_{A_1} - (w-1)(rh_{A_2} + h_{A_3})]; \\
A_6^{B*D} &= \frac{1}{1-r} [(1-wr)h_{\bar{A}_1} + (w-1)(h_{\bar{A}_2} + rh_{\bar{A}_3})]; \\
A_7^{B*D*} &= h_7 - \frac{1+r}{1-r} \frac{w-1}{w+1} h_8.
\end{aligned} \tag{8}$$

The last classification of the FFs allows to separate different values of spin and parity quantum numbers from each other. For simplicity, all scalar, pseudoscalar, vector and axial quantities have been presented indicating initial and final states as superscripts, so that we can easily remember to which process each form factor refers to.

III. TWO-POINT CORRELATION FUNCTIONS

The bounds on the different FFs are derived from the two-point functions of suitable currents. The starting point is the Fourier transform of the T-product of two hadronic currents, which generalizes the definition of the hadronic vacuum polarization (HVP) tensor. Assuming $x^0 > 0$ we have

$$\begin{aligned}
\int d^4x e^{iq \cdot x} \langle 0 | T \{ J^{\mu\dagger}(x) J^\nu(0) \} | 0 \rangle &= \int d^4x e^{iq \cdot x} \sum_n \langle 0 | J^{\mu\dagger}(x) | n \rangle \langle n | J^\nu(0) | 0 \rangle \\
&= \sum_n \int d^4x e^{iq \cdot x} e^{-ip_n \cdot x} \langle 0 | J^{\mu\dagger}(0) | n \rangle \langle n | J^\nu(0) | 0 \rangle \\
&= \sum_n (2\pi)^4 \delta^{(4)}(q - p_n) \langle 0 | J^{\mu\dagger}(0) | n \rangle \langle n | J^\nu(0) | 0 \rangle,
\end{aligned} \tag{9}$$

where q is the current 4-momentum transfer and p_n the 4-momentum of the intermediate n -particle state. A similar result can be derived for the case $x^0 < 0$. The completeness sum runs over all possible intermediate hadronic states and in particular we will focus our attention onto either a single-particle $B_c^{(*)}$ -meson state or two-particle states composed by a $B^{(*)}$ -meson and a $D^{(*)}$ -meson. Note that pseudoscalar (scalar) particles will be characterized only by their four-momentum p^μ while the vector (axial) mesons will be distinguished also by their polarization four-vector ϵ^μ . The link between the two-particle states appearing in the completeness sum (9) and the classification of the FFs introduced in Eqs. (1)-(2) is given by the substitution

$$\langle D^{(*)} | J^\mu | B^{(*)} \rangle \rightarrow \langle B^{(*)} D^{(*)} | J^\mu | 0 \rangle, \quad (10)$$

which can be simply realised by inverting the sign of $p_{D^{(*)}}$ and by analytic continuation of the FFs in q^2 from $m_\ell^2 \leq q^2 \leq (m_{B^{(*)}} - m_{D^{(*)}})^2$ to $(m_{B^{(*)}} + m_{D^{(*)}})^2 \leq q^2 \leq \infty$. Thus, the amplitudes entering in semileptonic decays are strongly correlated to the T-product in Eq. (9), which is the reason why the latter is so important to constrain the form factors.

The Fourier transform of the T-product defines the following HVP tensors:

$$\begin{aligned} \Pi_V^{\mu\nu}(q) &= i \int d^4x e^{iq \cdot x} \langle 0 | T \{ V^{\mu\dagger}(x) V^\nu(0) \} | 0 \rangle \\ &= (q^\mu q^\nu - g^{\mu\nu} q^2) \Pi_{1-}(q^2) + q^\mu q^\nu \Pi_{0+}(q^2), \end{aligned} \quad (11)$$

$$\begin{aligned} \Pi_A^{\mu\nu}(q) &= i \int d^4x e^{iq \cdot x} \langle 0 | T \{ A^{\mu\dagger}(x) A^\nu(0) \} | 0 \rangle \\ &= (q^\mu q^\nu - g^{\mu\nu} q^2) \Pi_{1+}(q^2) + q^\mu q^\nu \Pi_{0-}(q^2), \end{aligned} \quad (12)$$

where V^μ, A^μ are defined in Eq. (3) and the subscripts $0^\pm, 1^\pm$ represent spin-parity quantum numbers of the intermediate states. Note that inserting a completeness sum between the vector or axial four-currents we are able to relate these expressions to Eq. (9).

The quantities Π_{0^\pm}, Π_{1^\mp} are called *polarization functions*. In particular, the term proportional to Π_{0+} (Π_{0-}) represents the *longitudinal* part of the HVP tensor with vector (axial) four-currents, while the term proportional to Π_{1-} (Π_{1+}) is the *transverse* contribution to the HVP tensor with vector (axial) four-currents.

A. Dispersion relations and analytic expressions for exclusive B decays

The imaginary parts of the longitudinal and transverse polarization functions introduced in Eqs. (12) are related to their derivatives with respect to q^2 by the dispersion relations

$$\begin{aligned}
\chi_{0+}(q^2) &\equiv \frac{\partial}{\partial q^2} [q^2 \Pi_{0+}(q^2)] = \frac{1}{\pi} \int_0^\infty dz \frac{z \operatorname{Im} \Pi_{0+}(z)}{(z - q^2)^2}, \\
\chi_{0-}(q^2) &\equiv \frac{\partial}{\partial q^2} [q^2 \Pi_{0-}(q^2)] = \frac{1}{\pi} \int_0^\infty dz \frac{z \operatorname{Im} \Pi_{0-}(z)}{(z - q^2)^2}, \\
\chi_{1-}(q^2) &\equiv \frac{1}{2} \left(\frac{\partial}{\partial q^2} \right)^2 [q^2 \Pi_{1-}(q^2)] = \frac{1}{\pi} \int_0^\infty dz \frac{z \operatorname{Im} \Pi_{1-}(z)}{(z - q^2)^3}, \\
\chi_{1+}(q^2) &\equiv \frac{1}{2} \left(\frac{\partial}{\partial q^2} \right)^2 [q^2 \Pi_{1+}(q^2)] = \frac{1}{\pi} \int_0^\infty dz \frac{z \operatorname{Im} \Pi_{1+}(z)}{(z - q^2)^3}.
\end{aligned} \tag{13}$$

In what follows we will denote by χ a generic susceptibility. From a dimensional point of view note that the longitudinal (scalar/pseudoscalar) susceptibilities $\chi_{0\pm}$ are dimensionless, while the transverse (vector/axial) ones have dimension $[E]^{-2}$, where E is an energy.

The two-particle contribution to the polarization functions can be expressed in terms of the FFs defined in the previous Section:

- scalar channel

$$q^2 \operatorname{Im} \Pi_{0+,2p} [w(q^2)] = \frac{m_{B^{(*)}} m_{D^{(*)}}}{8\pi} \sum_{i=1}^3 (1 + \delta_{i2}) \frac{(w^2 - 1)^{1/2} (w + 1)^2}{4} \frac{(\beta_i^2 - 1) |S_i|^2}{(\beta_i^2 - \frac{w+1}{2})^2}, \tag{14}$$

- vector channel

$$\begin{aligned}
q^2 \operatorname{Im} \Pi_{1-,2p} [w(q^2)] &= \frac{m_{B^{(*)}} m_{D^{(*)}}}{96\pi} \left[\sum_{i=1}^3 (1 + \delta_{i2}) (w^2 - 1)^{3/2} \frac{\beta_i^2 |V_i|^2}{(\beta_i^2 - \frac{w+1}{2})^2} \right. \\
&\quad \left. + \sum_{i=4}^7 (w^2 - 1)^{3/2} \frac{2|V_i|^2}{(\beta_i^2 - \frac{w+1}{2})} \right],
\end{aligned} \tag{15}$$

- pseudoscalar channel

$$q^2 \operatorname{Im} \Pi_{0-,2p} [w(q^2)] = \frac{m_{B^{(*)}} m_{D^{(*)}}}{32\pi} \sum_{i=1}^3 (1 + \delta_{i3}) (w^2 - 1)^{3/2} \frac{\beta_i^2 |P_i|^2}{(\beta_i^2 - \frac{w+1}{2})^2}, \tag{16}$$

- axial channel

$$\begin{aligned}
q^2 \operatorname{Im} \Pi_{1+,2p} [w(q^2)] &= \frac{m_{B^{(*)}} m_{D^{(*)}}}{24\pi} \left[\sum_{i=1}^4 (w^2 - 1)^{1/2} \frac{(w + 1)^2}{4} \frac{2|A_i|^2}{(\beta_i^2 - \frac{w+1}{2})} \right. \\
&\quad \left. + \sum_{i=5}^7 (w^2 - 1)^{1/2} \frac{(w + 1)^2}{4} (1 + \delta_{i7}) \frac{(\beta_i^2 - 1) |A_i|^2}{(\beta_i^2 - \frac{w+1}{2})^2} \right],
\end{aligned} \tag{17}$$

where $w(q^2)$ is given by Eq. (4) and the quantity β_i is defined as

$$\beta_i = \frac{m_{B^{(*)}} + m_{D^{(*)}}}{2\sqrt{m_{B^{(*)}}m_{D^{(*)}}}}. \quad (18)$$

Note that the above expressions hold for a single two-particle $B^{(*)}$ - $D^{(*)}$ intermediate state. If there are several, essentially degenerate, such states, differing for example by the replacement of an up with a down quark (such as $B^- - \bar{D}^0$ with $B^0 - D^-$), then we have to sum up their contributions to $\text{Im}\Pi_{JP,2p}$.

We will also need the expression for the one-particle contribution of mesons to the imaginary part of the polarization functions. In the case of the vector B_c^* and of the pseudoscalar B_c mesons the one-particle current matrix elements are defined as

$$\begin{aligned} \langle 0|A^\mu|B_c\rangle &= f_{B_c} p_{B_c}^\mu, \\ \langle 0|V^\mu|B_c^*, \lambda\rangle &= f_{B_c^*} M_{B_c^*} \epsilon_\lambda^\mu(p_{B_c^*}) \quad (\lambda = 1, 2, 3) \end{aligned} \quad (19)$$

with $f_{B_c^{(*)}}$ being the decay constants of the aforementioned mesons, $M_{B_c^{(*)}}$ their masses, λ the B_c^* polarization and ϵ_λ the corresponding polarization vector. The one-particle contributions to the polarization functions are then given by

$$\begin{aligned} q^2 \text{Im}\Pi_{0^-,1p}(q^2) &= \pi\delta(q^2 - M_{B_c}^2) f_{B_c}^2 M_{B_c}^2, \\ q^2 \text{Im}\Pi_{1^-,1p}(q^2) &= \pi\delta(q^2 - M_{B_c^*}^2) f_{B_c^*}^2 M_{B_c^*}^2. \end{aligned} \quad (20)$$

These one-particle contributions can be opportunely subtracted from the corresponding susceptibilities through the dispersion relations. Thus, we can define

$$\begin{aligned} \chi_{0^-}(q^2)|_{sub} &\equiv \chi_{0^-}(q^2) - \sum_n^N \frac{f_{B_c,n}^2 M_{B_c,n}^2}{(M_{B_c,n}^2 - q^2)^2}, \\ \chi_{1^-}(q^2)|_{sub} &\equiv \chi_{1^-}(q^2) - \sum_m^M \frac{f_{B_c^*,m}^2 M_{B_c^*,m}^2}{(M_{B_c^*,m}^2 - q^2)^3}, \end{aligned} \quad (21)$$

where in general we can consider N pseudoscalar and M vector poles (see, e.g., Ref. [50] for reference values of the masses and the decay constants of such poles). The generalization to possible one-particle states below the annihilation threshold in the scalar and axial-vector channels is straightforward.

B. Dispersive bounds

First of all, we will describe the general ideas behind the dispersive method of Refs. [1]-[9] thanks to which one can obtain bounds for a generic form factor $f(q^2)$. We define

$$t_{\pm} = (m_B \pm m_{D^{(*)}})^2 \quad (22)$$

and we use the analytic continuation of the amplitudes from the kinematical decay region, where $m_l^2 \leq q^2 \leq t_-$, to the single-meson or pair production region, where $m_{B_c}^2 \leq q^2$ or $t_+ \leq q^2$. By means of the dispersion relations we can use the two-point correlation functions computed in QCD to obtain the constraints on $f(q^2)$ and then use analyticity to translate these constraints into the physical FFs relevant to semileptonic decays.

The dispersion relations that we will consider in this work have already been introduced in Eqs. (13). We also recall that the derivatives of the various polarization functions can be determined in perturbative QCD only for values of q^2 that are far from the region of production of resonance states, namely

$$(m_b + m_c)\Lambda_{QCD} \ll (m_b + m_c)^2 - q^2, \quad (23)$$

where $m_b \sim 4.2$ GeV and $m_c \sim 1.3$ GeV are approximate values of the bottom and charm quark masses, respectively. A possible choice is thus also the value $q^2 = 0$, which has been widely used in the past, particularly in all the calculations that used the perturbative expression of the susceptibilities $\chi(q^2)$. On the contrary, with a non-perturbative determination of the two-point correlation functions we can use the most convenient value of q^2 at disposal, namely the value which will allow the most stringent bounds on the form factors.

By inserting a complete set of states with the same quantum numbers of a generic current J we have²

$$\text{Im}\Pi_{0^{\pm},1^{\mp}} = \frac{1}{2} \sum_n \int d\mu(n) (2\pi)^4 \delta^{(4)}(q - p_n) |\langle 0|J|n \rangle|^2, \quad (24)$$

where $d\mu(n)$ is the measure of the phase space for the set of states n . As the completeness sum is semi-positive definite, we can restrict our attention to a subset of hadronic states and thus produce a strict inequality. This consideration allows us to rewrite the dispersion relations for $\chi(q^2)$ as

$$\frac{1}{\pi \chi(q^2)} \int_{t_+}^{\infty} dt \frac{W(t) |f(t)|^2}{(t - q^2)^3} \leq 1, \quad (25)$$

² For simplicity we omit Lorentz indices and other complications that are immaterial for the present discussion.

where $f(t)$ is the generic form factor and $W(t)$ is a computable function that depends on the particular form factor under consideration and is related to phase space factors. These have been given explicitly in Eqs. (14)-(17) for all the possible bilinears.

We can now use analyticity to turn the result (25) into a constraint for the semileptonic region. To achieve this goal, it is necessary that the integrand is analytic below the pair-production threshold $t < t_+$. To this end we define

$$z(t, t_s) \equiv \frac{\sqrt{t_+ - t} - \sqrt{t_+ - t_s}}{\sqrt{t_+ - t} + \sqrt{t_+ - t_s}}, \quad (26)$$

which is real for $t_s < t_+$, zero for $t = t_s$ and a complex number on the unitary circle for $t \geq t_+$. We can remove the poles of the integrand of Eq.(25) by multiplying it by appropriate powers of the $z(t, t_s)$ s, as determined by the positions t_s of the sub-threshold poles. Each pole has a distinct value of t_s , and the product $z(t, t_{s1})^{k_1} z(t, t_{s2})^{k_2} \dots$ removes all of them. Hence, we re-express Eq. (25) as

$$\frac{1}{\pi} \int_{t_+}^{\infty} dt \left| \frac{dz(t, t_0)}{dt} \right| \times \left| \tilde{\Phi}(t, t_0) P(t) f(t) \right|^2 \leq 1, \quad (27)$$

where t_0 is an arbitrary point that we will define below and we have introduced the *Blaschke factor* $P(t)$. The latter is a product of many quantities of the form (26) at the position of the sub-threshold poles (i.e., $t_s \leq t_+$), and the *outer function* $\tilde{\Phi}(t, t_0)$, which is defined for the vector/axial channel as

$$\tilde{\Phi}(t, t_0) = \tilde{P}(t) \left[\frac{W(t)}{|dz(t, t_0)/dt| \chi_{1\pm}(q^2)(t - q^2)^3} \right]^{1/2}. \quad (28)$$

In the last expression $\tilde{P}(t)$ represents a product of the $z(t, t_s)$'s and $\sqrt{z(t, t_s)}$'s that remove the sub-threshold singularities and cuts in the kinematical part $W(t)$. Regarding the choice of t_0 in Eq. (27), there are several possibilities which may be more or less convenient depending on the quantity at hand. We have followed the common lore and, in the remaining of the paper, we used $t_0 = t_-$, so that the allowed kinematic interval $[0, t_-]$ corresponds to the range $[z_{\max}, 0]$. The physical values of z_{\max} for different semileptonic decays are given in Table I. In a lattice calculation z_{\max} will depend on the values of the initial and final meson masses at which the simulations are performed.

A way to account for the bounds imposed by the susceptibilities on the form factors is provided by the two popular parameterisations BGL [4–6] or CLN [7, 8]. Coming back to Eq. (27), the quantity $\tilde{\Phi}(t, t_0) P(t) f(t)$ can be expanded in a set of orthonormal functions, proportional to powers of $z(t, t_0)$. The consequence of this strategy is that the form factor $f(t)$ in the semileptonic region

	$D \rightarrow \pi$	$D \rightarrow K$	$B \rightarrow D$	$B \rightarrow D^*$
z_{\max}	0.33	0.10	0.065	0.056

TABLE I: *Maximum values of the conformal variable $z = z(t, t_-)$ for various decay processes.*

can be expressed as

$$f(t) = \frac{1}{P(t)\tilde{\Phi}(t, t_0)} \sum_{n=0}^{\infty} a_n z(t, t_0)^n, \quad (29)$$

where, because of Eq. (27), the coefficients a_n have to satisfy the unitarity condition

$$\sum_{n=0}^{\infty} |a_n|^2 \leq 1. \quad (30)$$

In the case of $B \rightarrow D^{(*)}$ decays, since $z_{max} < 0.07$, the series present in Eq. (29) are usually truncated after the first two or three terms, introducing only small uncertainties in the theoretical predictions.

In this work we do not adopt the BGL or CLN approach, since there is another alternative formulation [10], which is very convenient for translating the information given by the susceptibility $\chi(q^2)$ into a bound on the form factors. Indeed, we make the transformation

$$\frac{1+z}{1-z} = \sqrt{\frac{t_+ - t}{t_+ - t_-}}, \quad (31)$$

or

$$z = \frac{\sqrt{\frac{t_+ - t}{t_+ - t_-}} - 1}{\sqrt{\frac{t_+ - t}{t_+ - t_-}} + 1}, \quad (32)$$

which corresponds to $z = z(t, t_-)$. For values of t in the range relevant for semileptonic decays (i.e. $[0, t_-]$) we map the complex t -plane into the unit disc in the variable z , whereas the integral around the cut in Eq. (27) becomes an integral around the unit circle. Then, a generic integral of the form given in Eq. (25) can be written as an integral over z [9]-[10]

$$\frac{1}{2\pi i} \int_{|z|=1} \frac{dz}{z} |\phi(z, q^2) f(z)|^2 \leq \chi(q^2), \quad (33)$$

where the kinematical functions $\phi(z, q^2)$ for the different form factors entering $B \rightarrow D^{(*)}$ decays will be specified in Eq. (40) below. At this point, by introducing an inner product defined as

$$\langle g|h \rangle = \frac{1}{2\pi i} \int_{|z|=1} \frac{dz}{z} \bar{g}(z) h(z), \quad (34)$$

where $\bar{g}(z)$ is the complex conjugate of the function $g(z)$, the inequality (33) can simply be written as

$$0 \leq \langle \phi f | \phi f \rangle \leq \chi(q^2), \quad (35)$$

where we have also used the positivity of the inner product.

C. Extending the method of the dispersive bounds

Following Refs. [9]-[10], we define the function $g_t(z)$ as

$$g_t(z) \equiv \frac{1}{1 - \bar{z}(t)z}, \quad (36)$$

where $\bar{z}(t)$ is the complex conjugate of the variable $z(t)$ defined in Eq. (32) and z is the integration variable of Eq. (34). It is then straightforward to show that

$$\langle g_t | \phi f \rangle = \phi(z(t), q^2) f(z(t)), \quad \langle g_{t_m} | g_{t_l} \rangle = \frac{1}{1 - z(t_l)\bar{z}(t_m)}. \quad (37)$$

Let us introduce the matrix

$$\mathbf{M} = \begin{pmatrix} \langle \phi f | \phi f \rangle & \langle \phi f | g_t \rangle & \langle \phi f | g_{t_1} \rangle & \cdots & \langle \phi f | g_{t_n} \rangle \\ \langle g_t | \phi f \rangle & \langle g_t | g_t \rangle & \langle g_t | g_{t_1} \rangle & \cdots & \langle g_t | g_{t_n} \rangle \\ \langle g_{t_1} | \phi f \rangle & \langle g_{t_1} | g_t \rangle & \langle g_{t_1} | g_{t_1} \rangle & \cdots & \langle g_{t_1} | g_{t_n} \rangle \\ \vdots & \vdots & \vdots & \vdots & \vdots \\ \langle g_{t_n} | \phi f \rangle & \langle g_{t_n} | g_t \rangle & \langle g_{t_n} | g_{t_1} \rangle & \cdots & \langle g_{t_n} | g_{t_n} \rangle \end{pmatrix}. \quad (38)$$

In a numerical simulations of lattice QCD the values t_1, \dots, t_n will correspond to the squared 4-momenta at which the FFs have been computed non-perturbatively and that will be used as inputs for constraining the FF in regions non accessible to the calculation.

Note that the first matrix element in (38) is the quantity directly related to the susceptibility $\chi(q^2)$ through the dispersion relations, see Eq. (35). To be more specific, in the case of $B \rightarrow D$ decays, in terms of the longitudinal and transverse susceptibilities $\chi_{0+}(q^2)$ and $\chi_{1-}(q^2)$ we have that:

$$\begin{aligned} \langle \phi_0 f_0 | \phi_0 f_0 \rangle &\leq \chi_{0+}(q^2), \\ \langle \phi_+ f_+ | \phi_+ f_+ \rangle &\leq \chi_{1-}(q^2), \end{aligned} \quad (39)$$

where $\phi_{0,+}$ are kinematical functions

$$\begin{aligned} \phi_0(z, q^2) &= \sqrt{\frac{2n_I}{3}} \sqrt{\frac{3t_+t_-}{4\pi}} \frac{1}{t_+ - t_-} \frac{1+z}{(1-z)^{5/2}} \left(\rho(0) + \frac{1+z}{1-z} \right)^{-2} \left(\rho(q^2) + \frac{1+z}{1-z} \right)^{-2}, \\ \phi_+(z, q^2) &= \sqrt{\frac{2n_I}{3}} \sqrt{\frac{1}{\pi(t_+ - t_-)}} \frac{(1+z)^2}{(1-z)^{9/2}} \left(\rho(0) + \frac{1+z}{1-z} \right)^{-2} \left(\rho(q^2) + \frac{1+z}{1-z} \right)^{-3}, \end{aligned} \quad (40)$$

where n_I is an isospin Clebsch-Gordan factor and

$$\rho(q^2) \equiv \sqrt{\frac{t_+ - q^2}{t_+ - t_-}}. \quad (41)$$

When analyticity does not hold, i.e. when a form factor has, for instance, N poles at $t = t_{P1}, t_{P2}, \dots, t_{PN}$, it is sufficient to modify the kinematical function ϕ according to

$$\phi(z, q^2) \rightarrow \phi_P(z, q^2) \equiv \phi(z, q^2) \times \frac{z - z(t_{P1})}{1 - \bar{z}(t_{P1})z} \times \dots \times \frac{z - z(t_{PN})}{1 - \bar{z}(t_{PN})z} \quad (42)$$

and the previous definitions will continue to be valid.

The positivity of the inner products (37) guarantees that the determinant of the matrix (38) is positive semi-definite, namely

$$\det \mathbf{M} \geq 0. \quad (43)$$

This condition can be rephrased in the second order inequality

$$\alpha \langle g_t | \phi f \rangle^2 + 2\beta \langle g_t | \phi f \rangle \leq \gamma, \quad (44)$$

with

$$\begin{aligned} \alpha &\equiv \det \mathbf{M}^{\{(1,1),(2,2)\}}, \\ \beta &\equiv \sum_{i=1}^n (-1)^{1+i} \det \mathbf{M}^{\{(1,1),(2,i+1)\}} \langle g_{t_i} | \phi f \rangle, \\ \gamma &\equiv \chi(q^2) \det \mathbf{M}^{\{(1,1)\}} - \sum_{i,j=1}^n (-1)^{i+j} \det \mathbf{M}^{\{(1,1),(i+1,j+1)\}} \langle g_{t_i} | \phi f \rangle \langle g_{t_j} | \phi f \rangle, \end{aligned} \quad (45)$$

where $\mathbf{M}^{\{(i_1,j_1),(i_2,j_2),\dots\}}$ is the minor obtained by deleting the rows i_1, i_2, \dots and the columns j_1, j_2, \dots . Calling Δ the discriminant of the inequality (44), one can show that

$$\Delta = \det \mathbf{M}^{\{(1,1)\}} \times \det \mathbf{M}^{\{(2,2)\}} \equiv \Delta_1 \times \Delta_2, \quad (46)$$

so that at the end the relevant quantities will only be $\alpha, \beta, \Delta_1, \Delta_2$. Note that α and Δ_2 are t -independent, *i.e.* they are given numbers once the susceptibility $\chi(q^2)$ and the lattice QCD inputs are chosen. On the contrary, β and Δ_1 are t -dependent. Moreover, only the quantities β and Δ_2 depend on the chosen value of q^2 .

At this point, since $\Delta_1 \geq 0$ by construction, the inequality (44) will have an acceptable solution only when $\Delta_2 \geq 0$. If this condition is satisfied, by expressing the scalar product $\langle g_t | \phi f \rangle$ according to Eq. (37) we obtain the following unitarity constraints on the form factor $f(t)$

$$f_{lo}(t, q^2) \leq f(t) \leq f_{up}(t, q^2), \quad (47)$$

where

$$f_{lo(up)}(t, q^2) \equiv \frac{-\beta(t, q^2) \mp \sqrt{\Delta_1(t) \Delta_2(q^2)}}{\alpha \phi(z(t), q^2)}. \quad (48)$$

Thus, by using a direct lattice measurement of the form factors at the points t_1, t_2, \dots, t_n and the two-point functions of the suitable currents we can constrain the form factors in regions of momenta which for several reasons may not be accessible to lattice simulations. The application to the case of the semileptonic $D \rightarrow K$ decays will be presented in Section VIII.

The positivity of the inner product implies that α and Δ_1 are strictly positive, in such a way that, when also $\Delta_2(q^2) \geq 0$, the bounds in Eq. (48) are well defined. We stress that the unitarity filter $\Delta_2(q^2) \geq 0$ is t -independent, which implies that, when it is not satisfied, no prediction for $f(t)$ is possible at any value of t .

We point out an interesting feature of the dispersive approach based on the matrix (38). When the momentum transfer t coincides with one of the data points, i.e. when $t \rightarrow t_j$, the determinant $\Delta_1(q^2) \rightarrow 0$ and the quantity $\beta/\alpha \rightarrow \phi(z(t_j), q^2)f(z(t_j))$, so that $f_{lo(up)}(t, q^2) \rightarrow f(z(t_j))$. In other words the form factor $f(t)$, obtained from the dispersive matrix method, reproduces exactly the given set of data points. This is at variance with what may happen using the BGL or the CLN parameterisations, i.e. when the number of powers of z included in Eq. (29) is truncated below the number of data points. In this case there is no guarantee that the parameterization reproduces exactly the set of input data.

Explicit analytical expressions for $f_{lo(up)}(t, q^2)$, which are very useful for their direct numerical evaluation, are given in Appendix A.

IV. EUCLIDEAN TWO-POINT FUNCTIONS

In this Section we discuss in details the approach that has been followed in order to constrain the values of the FFs from the two-point correlation functions computed non perturbatively by numerical QCD simulation on the lattice. Many of the definitions and formulae introduced in this Section have been used on the lattice to compute the HVP function of two electromagnetic currents [51] and its isospin-breaking corrections [52] contributing to the muon $g - 2$.

A. Basic definitions

We compute the correlation functions at the Euclidean four-momentum $Q \equiv (Q_0, \vec{Q})$, given in terms of the Minkowskian momentum $q \equiv (q_0, \vec{q})$ by the relations $Q_0 = iq_0$ and $\vec{Q} = \vec{q}$. With this

choice $Q^2 = -q^2$. Furthermore, we perform a Wick rotation on the coordinates, so that we pass from the Minkoskian coordinates $x_M = (\tau, \vec{x})$ to the Euclidean ones $x = (t, \vec{x})$, with $t = i\tau$. The vector and axial HVP tensors take the form

$$\begin{aligned}\Pi_V^{\mu\nu}(Q) &= \int d^4x e^{-iQ \cdot x} \langle 0 | T \{ V_E^{\mu\dagger}(x) V_E^\nu(0) \} | 0 \rangle \\ &= (-Q^\mu Q^\nu + \delta^{\mu\nu} Q^2) \Pi_{1-}(Q^2) - Q^\mu Q^\nu \Pi_{0+}(Q^2), \\ \Pi_A^{\mu\nu}(Q) &= \int d^4x e^{-iQ \cdot x} \langle 0 | T \{ A_E^{\mu\dagger}(x) A_E^\nu(0) \} | 0 \rangle \\ &= (-Q^\mu Q^\nu + \delta^{\mu\nu} Q^2) \Pi_{1+}(Q^2) - Q^\mu Q^\nu \Pi_{0-}(Q^2),\end{aligned}\tag{49}$$

where we have introduced the currents

$$V_E^\mu = \bar{c} \gamma_E^\mu b, \quad A^\mu = \bar{c} \gamma_E^\mu \gamma_E^5 b.\tag{50}$$

defined in terms of Hermitian, Euclidean Dirac matrices satisfying the anticommutation relations

$$\{\gamma_E^\mu, \gamma_E^\nu\} = 2\delta^{\mu\nu}.\tag{51}$$

In the following we will omit the explicit subscript E in the definition of the Euclidean currents and γ -matrices.

B. Correlators and derivatives of the polarization functions on the lattice

A convenient choice is to work with the momentum $Q = (Q^0, \vec{0})$ so that

$$\begin{aligned}Q^2 \Pi_{0+}(Q^2) &= - \int_{-\infty}^{\infty} dt' e^{-iQt'} C_{0+}(t'), \\ Q^2 \Pi_{1-}(Q^2) &= - \int_{-\infty}^{\infty} dt' e^{-iQt'} C_{1-}(t'), \\ Q^2 \Pi_{0-}(Q^2) &= - \int_{-\infty}^{\infty} dt' e^{-iQt'} C_{0-}(t'), \\ Q^2 \Pi_{1+}(Q^2) &= - \int_{-\infty}^{\infty} dt' e^{-iQt'} C_{1+}(t'),\end{aligned}\tag{52}$$

where the explicit expressions of the various correlators computed at the time distance t are

$$\begin{aligned}C_{0+}(t) &= \int d^3\vec{x} \langle 0 | T \{ \bar{b}(t, \vec{x}) \gamma_0 c(t, \vec{x}) \bar{c}(0) \gamma_0 b(0) \} | 0 \rangle, \\ C_{1-}(t) &= \frac{1}{3} \sum_{i=1}^3 \int d^3\vec{x} \langle 0 | T \{ \bar{b}(t, \vec{x}) \gamma_i c(t, \vec{x}) \bar{c}(0) \gamma_i b(0) \} | 0 \rangle, \\ C_{0-}(t) &= \int d^3\vec{x} \langle 0 | T \{ \bar{b}(t, \vec{x}) \gamma_0 \gamma_5 c(t, \vec{x}) \bar{c}(0) \gamma_0 \gamma_5 b(0) \} | 0 \rangle, \\ C_{1+}(t) &= \frac{1}{3} \sum_{i=1}^3 \int d^3\vec{x} \langle 0 | T \{ \bar{b}(t, \vec{x}) \gamma_i \gamma_5 c(t, \vec{x}) \bar{c}(0) \gamma_i \gamma_5 b(0) \} | 0 \rangle.\end{aligned}\tag{53}$$

By recalling the definition of the spherical Bessel functions

$$j_0(z) = \frac{\sin(z)}{z}, \quad j_1(z) = \frac{\sin(z)}{z^2} - \frac{\cos(z)}{z} \quad (54)$$

and given that

$$\frac{\partial}{\partial Q^2} \cos(Qt) = -\frac{t^2}{2} j_0(Qt), \quad (55)$$

we get

$$\begin{aligned} \chi_{0+}(Q^2) &= \int_0^\infty dt' t'^2 j_0(Qt') C_{0+}(t'), \\ \chi_{1-}(Q^2) &= \frac{1}{4} \int_0^\infty dt' t'^4 \frac{j_1(Qt')}{Qt'} C_{1-}(t'), \\ \chi_{0-}(Q^2) &= \int_0^\infty dt' t'^2 j_0(Qt') C_{0-}(t'), \\ \chi_{1+}(Q^2) &= \frac{1}{4} \int_0^\infty dt' t'^4 \frac{j_1(Qt')}{Qt'} C_{1+}(t'). \end{aligned} \quad (56)$$

In this work, in view of a comparison with the results obtained by using the perturbative calculation of the susceptibilities, we will take $Q^2 = 0$. In this case $j_0(0) = 1$ and $\lim_{x \rightarrow 0} j_1(x)/x = 1/3$, so that the derivatives of the longitudinal and transverse polarization functions are equal to the second and the fourth moments of the longitudinal and transverse Euclidean correlators, respectively. We point out again that, by using the two-point correlation functions determined non-perturbatively, we may constrain the form factors also at $Q^2 \neq 0$.

C. Ward Identities

Some relations, which will be particularly useful in the analysis of the numerical results, can be derived using the Ward Identities (WIs) that the vector and axial vector quark currents satisfy

$$\begin{aligned} \partial_\mu \bar{b}(x) \gamma_\mu c(x) &= (m_b - m_c) \bar{b}(x) c(x), \\ \partial_\mu \bar{b}(x) \gamma_\mu \gamma_5 c(x) &= (m_b + m_c) \bar{b}(x) \gamma_5 c(x), \end{aligned} \quad (57)$$

where m_b and m_c are the (bare) masses of the bottom and charm quarks respectively. Hence, by defining two further (Euclidean) polarization functions connected to the scalar and the pseudoscalar currents, namely

$$\begin{aligned} \Pi_S(Q^2) &\equiv \int d^4x e^{-iQ \cdot x} \langle 0 | T \{ \bar{b}(x) c(x) \bar{c}(0) b(0) \} | 0 \rangle, \\ \Pi_P(Q^2) &\equiv \int d^4x e^{-iQ \cdot x} \langle 0 | T \{ \bar{b}(x) \gamma_5 c(x) \bar{c}(0) \gamma_5 b(0) \} | 0 \rangle, \end{aligned} \quad (58)$$

the WIs imply that

$$\begin{aligned} Q_\mu Q_\nu \Pi_{\mu\nu}^V(Q) &= (m_b - m_c)^2 \Pi_S(Q^2), \\ Q_\mu Q_\nu \Pi_{\mu\nu}^A(Q) &= (m_b + m_c)^2 \Pi_P(Q^2), \end{aligned} \quad (59)$$

from which we obtain

$$\begin{aligned} -Q^4 \Pi_{0+}(Q^2) &= (m_b - m_c)^2 \Pi_S(Q^2), \\ -Q^4 \Pi_{0-}(Q^2) &= (m_b + m_c)^2 \Pi_P(Q^2). \end{aligned} \quad (60)$$

Moreover, by performing a double derivative with respect to Q^2 we get

$$\begin{aligned} \left(-2 \frac{\partial}{\partial Q^2} - Q^2 \frac{\partial^2}{\partial^2 Q^2} \right) [Q^2 \Pi_{0+}(Q^2)] &= (m_b - m_c)^2 \frac{\partial^2}{\partial^2 Q^2} \Pi_S(Q^2), \\ \left(-2 \frac{\partial}{\partial Q^2} - Q^2 \frac{\partial^2}{\partial^2 Q^2} \right) [Q^2 \Pi_{0-}(Q^2)] &= (m_b + m_c)^2 \frac{\partial^2}{\partial^2 Q^2} \Pi_P(Q^2). \end{aligned} \quad (61)$$

At this point, we can define the scalar and pseudoscalar analogues of Eqs. (53):

$$\begin{aligned} \chi_S(Q^2) &= -\frac{1}{2} \left(\frac{\partial^2}{\partial^2 Q^2} \right) \Pi_S(Q^2) = \frac{1}{4} \int_0^\infty dt' t'^4 \frac{j_1(Qt')}{Qt'} C_S(t'), \\ \chi_P(Q^2) &= -\frac{1}{2} \left(\frac{\partial^2}{\partial^2 Q^2} \right) \Pi_P(Q^2) = \frac{1}{4} \int_0^\infty dt' t'^4 \frac{j_1(Qt')}{Qt'} C_P(t'), \end{aligned} \quad (62)$$

where the scalar and pseudoscalar Euclidean correlators are defined as

$$\begin{aligned} C_S(t) &= \int d^3 \vec{x} \langle 0 | T \{ \bar{b}(t, \vec{x}) c(t, \vec{x}) \bar{c}(0) b(0) \} | 0 \rangle, \\ C_P(t) &= \int d^3 \vec{x} \langle 0 | T \{ \bar{b}(t, \vec{x}) \gamma_5 c(t, \vec{x}) \bar{c}(0) \gamma_5 b(0) \} | 0 \rangle. \end{aligned} \quad (63)$$

The WIs offer thus the possibility to express the derivatives of vector longitudinal and axial longitudinal polarization functions in a different way, namely

$$\begin{aligned} \chi_{0+}(Q^2) &= (m_b - m_c)^2 \chi_S(Q^2) - \frac{1}{2} Q^2 \frac{\partial}{\partial Q^2} \chi_{0+}(Q^2) \\ &= \frac{1}{4} \int_0^\infty dt' t'^4 \frac{j_1(Qt')}{Qt'} [(m_b - m_c)^2 C_S(t') + Q^2 C_{0+}(t')] \\ \chi_{0-}(Q^2) &= (m_b + m_c)^2 \chi_P(Q^2) - \frac{1}{2} Q^2 \frac{\partial}{\partial Q^2} \chi_{0-}(Q^2) \\ &= \frac{1}{4} \int_0^\infty dt' t'^4 \frac{j_1(Qt')}{Qt'} [(m_b + m_c)^2 C_P(t') + Q^2 C_{0-}(t')]. \end{aligned} \quad (64)$$

Thus, when setting $Q^2 = 0$, we can compute the derivatives of the longitudinal vector and axial-vector polarization functions directly through the fourth moments of the scalar and pseudoscalar correlators, respectively. The advantage of the above procedure based on the WIs will be clarified in Section VII.

Eqs. (56) and (64) represent the basic formulae for the evaluation of the dispersive bounds in terms of Euclidean correlators (calculable on the lattice) for space-like values of $q^2 = -Q^2$, i.e. $q^2 \leq 0$. Time-like values of q^2 , which are relevant for the semileptonic form factors, corresponds to $Q^2 < 0$. This requires the use of imaginary values for the Euclidean four-momentum Q , i.e. $Q = (iq, \vec{0})$. Thus, the formulae from which we can extract the derivatives of the polarization functions on the lattice for $0 \leq q^2 \lesssim (m_b - m_c)^2$ are

$$\begin{aligned}
\chi_{0+}(q^2) &= \frac{1}{12} \int_0^\infty dt' t'^4 H_1(qt') \{ (m_b - m_c)^2 C_S(t') - q^2 C_{0+}(t') \} , \\
\chi_{1-}(q^2) &= \frac{1}{12} \int_0^\infty dt' t'^4 H_1(qt') C_{1-}(t') , \\
\chi_{0-}(q^2) &= \frac{1}{12} \int_0^\infty dt' t'^4 H_1(qt') \{ (m_b + m_c)^2 C_P(t') - q^2 C_{0-}(t') \} , \\
\chi_{1+}(q^2) &= \frac{1}{12} \int_0^\infty dt' t'^4 H_1(qt') C_{1+}(t') ,
\end{aligned} \tag{65}$$

where

$$H_1(x) \equiv \frac{3}{x^2} \left[\cosh(x) - \frac{\sinh(x)}{x} \right] \tag{66}$$

with $H_1(0) = 1$. For $q \lesssim m_b - m_c$ all the above integrals over the Euclidean time t' are finite, because at large time distances the Euclidean correlators behave as $\exp[-(m_b + m_c)t']$, while $H_1(qt') \propto \exp(qt')$.

In general, on the lattice, the WIs are modified by discretisation terms [53] that vanish in the continuum limit, namely when the lattice spacing $a \rightarrow 0$. For example, with improved fermion actions like Wilson improved [54, 55], Maximal Twisted [56–58] and Domain Wall Fermions [59], we have

$$\begin{aligned}
Z_V \partial_\mu \bar{b}(x) \gamma_\mu c(x) &= (m_b - m_c) \bar{b}(x) c(x) + O(a^2) , \\
Z_A \partial_\mu \bar{b}(x) \gamma_\mu \gamma_5 c(x) &= (m_b + m_c) \bar{b}(x) \gamma_5 c(x) + O(a^2) ,
\end{aligned} \tag{67}$$

where Z_V and Z_A are appropriate renormalization constants for the lattice vector and axial-vector currents [53].

Further discretisation effects may enter in the T-products computed on the lattice, that we use in our analysis. We propose to reduce discretisation errors by using a combination of non-perturbative and perturbative subtractions which were found very effective in the past (see later Section VII).

V. STATISTICAL AND SYSTEMATIC ERRORS WITH DISPERSIVE BOUNDS IN THE PRESENCE OF KINEMATICAL CONSTRAINTS

In this Section we discuss the treatment of the statistical errors and of the systematic effects when the bounds on the values of the form factor $f(t)$ are derived using the values $f(t_i)$ computed at the points t_i with $i = 1, 2, \dots, n$, and the appropriate susceptibility χ discussed in the previous Sections. Besides the statistical errors which affect all the quantities computed in numerical simulations of lattice QCD, we have also systematic effects. In particular discretisation errors, which may become rather severe when studying heavy quark transitions, can modify in an important way the continuum unitarity relations and introduce inconsistencies in the equations introduced in Section III.

Without any loss of generality we consider in this Section the case of the semileptonic scalar $f_0(t)$ and vector $f_+(t)$ form factors, which have to fulfill the kinematical constraint $f_0(0) = f_+(0)$ at zero four-momentum transfer.

Although the treatment of the statistical errors in the presence of kinematical constraints was already discussed in Ref. [10], in this work we introduce a different method which looks to us simpler to implement. This method, together with the skeptical Bayesian approach of Refs. [45, 46], allows us also to treat the effects induced by discretisation and other systematic effects.

A. Generation of the bootstrap events

The machinery described in Section III allows us to compute the lower/upper bounds of $f_{0(+)}(t)$, once we have chosen our set of input data, i.e. $\{\chi_{0+(-)}, f_{0(+)}(t_1), \dots, f_{0(+)}(t_n)\}$. Thus, the input data set is made of $2n + 2$ quantities: the n values of the scalar form factor f_0 , the n values of the vector form factor f_+ and the two susceptibilities χ_{0+} and χ_{1-} . For sake of simplicity we are considering the same number of data points for both the scalar and the vector form factors evaluated at the same series of values t_i ($i = 1, \dots, n$).

The crucial question is, however, how to propagate the uncertainties related to these quantities into the evaluation of the FFs $f_{0(+)}(t)$ at a generic value of t . To answer this question, we propose a method different from the one described in Ref. [10]. We start by building up a multivariate Gaussian distribution with mean values and covariance matrix given respectively by $\{f_0(t_1), \dots, f_0(t_n), f_+(t_1), \dots, f_+(t_n)\}$ and $\Sigma_{ij} = \rho_{ij}\sigma_i\sigma_j$, where $f_{0(+)}(t_i)$ are the form factors extracted from the three-point functions in our numerical simulation on a given set of gauge field

configurations, σ_i are the corresponding uncertainties, and ρ_{ij} is their correlation matrix (including also correlations between the two form factors).

There are two possible analyses that can be applied to the lattice results:

- A) When we have direct access to the data of the simulations, as it is the case of the $D \rightarrow K$ transitions discussed in Section VIII, we can generate by ourself jackknife or bootstrap sets of all the quantities defined above. At the same time we use the non-perturbative susceptibilities evaluated on the same jackknife/bootstrap sets used to compute the values of the form factors $f_{0(+)}(t_i)$;
- B) When we use data produced by other groups that provide their values of $f_{0(+)}(t_i)$, σ_i and ρ_{ij} , we generate N_{boot} bootstrap events according to the expected probability distributions. In this case we generate N_{boot} values of the non-perturbative susceptibilities $\chi_{0+(1-)}$ through normal distributions defined by their mean values and standard deviations.

The first option is certainly to be preferred to reduce the statistical noise by taking properly into account all the correlations of the data.

For each jackknife/bootstrap event we consider the $(n + 1) \times (n + 1)$ matrices \mathbf{M}^0 and \mathbf{M}^+ (see Eq. (38)) corresponding to the scalar and vector form factors, respectively. Since $\Delta_1^0 = \Delta_1^+$ is non-negative by definition, the positivity condition (46) implies that both Δ_2^0 and Δ_2^+ should be positive. Thus, we compute $\Delta_2^{0(+)}$ and verify their signs. If either Δ_2^0 or Δ_2^+ results to be negative, then the event is eliminated from the sample. From the physical point of view, this step can be read as a consistency check between all the input data, namely the susceptibilities and the FFs for that particular bootstrap. At the end of the procedure, we will be left with $\tilde{N}_{boot} \leq N_{boot}$ events.

B. Implementation of the constraints

At $t = 0$ the FFs f_0 and f_+ are subject to the constraint

$$f_0(0) = f_+(0). \quad (68)$$

In order to satisfy this condition, in the subset of the \tilde{N}_{boot} events satisfying the unitarity filters $\Delta_2^{0(+)} \geq 0$, we select only the $N_{boot}^* \leq \tilde{N}_{boot}$ events for which the dispersive bands for f_0 and f_+ overlap each other at $t = 0$. This corresponds to impose the conditions

$$\begin{aligned} f_{0,up}(0, q^2) &> f_{+,lo}(0, q^2) , \\ f_{+,up}(0, q^2) &> f_{0,lo}(0, q^2) , \end{aligned} \quad (69)$$

where $f_{lo,up}(t, q^2)$ were defined in Eq. (48) for a generic form factor f . Omitting for simplicity the argument q^2 at which the susceptibilities $\chi_{0(+)}$ are calculated, the conditions (69) can then be rephrased as

$$|\phi_+(z(0))\beta_+(0) - \phi_0(z(0))\beta_0(0)| \leq \sqrt{\Delta_1(0)} \left[\phi_+(z(0))\sqrt{\Delta_2^+} + \phi_0(z(0))\sqrt{\Delta_2^0} \right]. \quad (70)$$

As already said, the above condition select $N_{boot}^* \leq \tilde{N}_{boot}$ events. Following Ref. [10] for each of the N_{boot}^* events we define

$$\begin{aligned} f_{lo}^*(0) &= \max[f_{+,lo}(0), f_{0,lo}(0)], \\ f_{up}^*(0) &= \min[f_{+,up}(0), f_{0,up}(0)], \end{aligned} \quad (71)$$

so that, putting $f(0) \equiv f_0(0) = f_+(0)$, one has

$$f_{lo}^*(0) \leq f(0) \leq f_{up}^*(0). \quad (72)$$

We now consider the form factor $f(0)$ to be uniformly distributed in the range given by Eq. (72) and we add it to the input data set as a new point at $t_{n+1} = 0$. To be more precise, for each of N_{boot}^* events we generate N_0 values of $f(0)$ with uniform distribution in the range $[f_{lo}^*(0), f_{up}^*(0)]$, obtaining a new sample having $\bar{N}_{boot} = N_{boot}^* \times N_0$ events, each of them satisfying by construction both the unitarity filters $\Delta_2^{0(+)} \geq 0$ and the kinematical constraint (68).

We then consider two modified $(n+2) \times (n+2)$ matrices, \mathbf{M}_C^0 and \mathbf{M}_C^+ , that have one more row and one more column with respect to matrices \mathbf{M}^0 and \mathbf{M}^+ and contain the common form factor $f(t_{n+1} = 0)$, namely matrices of the form

$$\mathbf{M}_C = \begin{pmatrix} \langle \phi f | \phi f \rangle & \langle \phi f | g_t \rangle & \langle \phi f | g_{t_1} \rangle & \cdots & \langle \phi f | g_{t_n} \rangle & \langle \phi f | g_{t_{n+1}} \rangle \\ \langle g_t | \phi f \rangle & \langle g_t | g_t \rangle & \langle g_t | g_{t_1} \rangle & \cdots & \langle g_t | g_{t_n} \rangle & \langle g_t | g_{t_{n+1}} \rangle \\ \langle g_{t_1} | \phi f \rangle & \langle g_{t_1} | g_t \rangle & \langle g_{t_1} | g_{t_1} \rangle & \cdots & \langle g_{t_1} | g_{t_n} \rangle & \langle g_{t_1} | g_{t_{n+1}} \rangle \\ \vdots & \vdots & \vdots & \vdots & \vdots & \vdots \\ \langle g_{t_n} | \phi f \rangle & \langle g_{t_n} | g_t \rangle & \langle g_{t_n} | g_{t_1} \rangle & \cdots & \langle g_{t_n} | g_{t_n} \rangle & \langle g_{t_n} | g_{t_{n+1}} \rangle \\ \langle g_{t_{n+1}} | \phi f \rangle & \langle g_{t_{n+1}} | g_t \rangle & \langle g_{t_{n+1}} | g_{t_1} \rangle & \cdots & \langle g_{t_{n+1}} | g_{t_n} \rangle & \langle g_{t_{n+1}} | g_{t_{n+1}} \rangle \end{pmatrix}. \quad (73)$$

For any point t at which we want to predict the allowed dispersive band of the form factor $f(t)$ (which can be either $f_0(t)$ or $f_+(t)$) without directly computing it in our simulation, we compute the matrix \mathbf{M}_C and using Eq. (48) we get $f_{lo}(t)$ and $f_{up}(t)$. This can be done for each of the N_0 events. Let us indicate the result of the k -th extraction by $f_{lo}^k(t)$ and $f_{up}^k(t)$, respectively. Then,

for each of the N_{boot}^* events the lower and upper bounds $\bar{f}_{lo}(t)$ and $\bar{f}_{up}(t)$ can be defined as

$$\begin{aligned}\bar{f}_{lo}(t) &= \min[f_{lo}^1(t), f_{lo}^2(t), \dots, f_{lo}^{N_0}(t)], \\ \bar{f}_{up}(t) &= \max[f_{up}^1(t), f_{up}^2(t), \dots, f_{up}^{N_0}(t)].\end{aligned}\quad (74)$$

At this point we can generate the bounds of the form factor $f(t)$. To achieve this goal, we combine all the N_{boot}^* results $\bar{f}_{lo,up}^i(t)$ ($i = 1, \dots, N_{boot}^*$) to generate the corresponding histograms and fit them with a Gaussian Ansatz, as it is shown in Fig. 1 in an illustrative case. From these fits

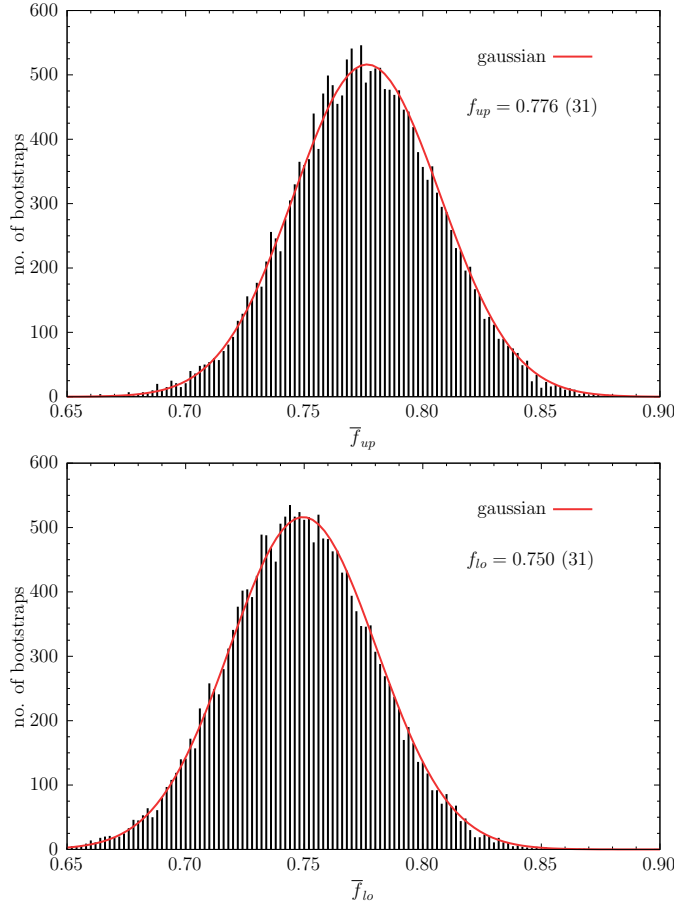


FIG. 1: Histograms of the values of \bar{f}_{up} (upper panel) and \bar{f}_{lo} (lower panel) for the bootstrap events that pass the unitarity filter in the case of the vector form factor $f_+(t = 0 \text{ GeV}^2)$ of the $D \rightarrow K$ transition.

we extract the average values $f_{lo(up)}(t)$, the standard deviations $\sigma_{lo(up)}(t)$ and the corresponding

correlation factor $\rho_{lo,up}(t) = \rho_{up,lo}(t)$, namely

$$f_{lo(up)}(t) = \frac{1}{N_{boot}^*} \sum_{i=1}^{N_{boot}^*} \bar{f}_{lo(up)}^i, \quad (75)$$

$$\sigma_{lo(up)}^2(t) = \frac{1}{N_{boot}^* - 1} \sum_{i=1}^{N_{boot}^*} \left[\bar{f}_{lo(up)}^i(t) - f_{lo(up)}(t) \right]^2, \quad (76)$$

$$\rho_{lo,up}(t) = \rho_{up,lo}(t) = \frac{1}{N_{boot}^* - 1} \sum_{i,j=1}^{N_{boot}^*} \left[\bar{f}_{lo}^i(t) - f_{lo}(t) \right] \left[\bar{f}_{up}^j(t) - f_{up}(t) \right]. \quad (77)$$

It is understood that the above procedure is applied for both the scalar $f_0(t)$ and the vector $f_+(t)$ form factors.

An important aspect of the full procedure is a good determination of the correlations among the matrix elements in Eq. (73), namely among the corresponding form factors. This is automatically achieved by generating the jackknife/bootstrap events with the procedure A) described in subsection V A, whereas an accurate determination of the correlation matrix of the form factors must be provided when one wants to use data produced by other groups.

C. Combination of the lower and upper bounds for each FF

After the steps described before, for any choice for t we obtain from the bootstrap events (pseudogaussian) distributions for $f_{0,lo}(t)$, $f_{0,up}(t)$, $f_{+,lo}(t)$ and $f_{+,up}(t)$ as well as the corresponding mean values, standard deviations and correlations. We combine them according to the following procedure.

Let us consider a single bootstrap event in which f_L is the lower bound and f_U is the upper one for a generic FF at the given value of t (for sake of simplicity we omit the t -dependence for a while). We associate to the FF f a flat distribution between f_L and f_U

$$P(f) = \frac{1}{f_U - f_L} \Theta(f - f_L) \Theta(f_U - f), \quad (78)$$

where $f = f_{0(+)}$, $f_U = f_{0(+),up}$, $f_L = f_{0(+),lo}$ and Θ is the Heaviside step function. The mean value and the variance associated to the distribution (78) are respectively given by

$$\frac{1}{f_U - f_L} \int_{f_L}^{f_U} df f \Theta(f - f_L) \Theta(f_U - f) = \frac{f_U + f_L}{2}, \quad (79)$$

$$\frac{1}{f_U - f_L} \int_{f_L}^{f_U} df \left(f - \frac{f_U + f_L}{2} \right)^2 \Theta(f - f_L) \Theta(f_U - f) = \frac{(f_U - f_L)^2}{12}. \quad (80)$$

It is however necessary to average over the whole set of bootstrap events. Since the lower and the upper bounds of a generic FF are strongly correlated, we adopt a multivariate Gaussian distribution to describe them, *i.e.*

$$P_{LU}(f_L, f_U) = \frac{\sqrt{\det C^{-1}}}{2\pi} e^{-\frac{1}{2}[C_{LL}^{-1}(f_L - f_{lo})^2 + 2C_{LU}^{-1}(f_U - f_{up})(f_L - f_{lo}) + C_{UU}^{-1}(f_U - f_{up})^2]} , \quad (81)$$

where $f_{lo(up)}$ represents the mean of the lower(upper) bound over all the bootstrap events, given by Eq. (75), and C is the covariance matrix

$$C = \begin{pmatrix} \sigma_{lo}^2 & \rho_{lo,up} \sigma_{lo} \sigma_{up} \\ \rho_{up,lo} \sigma_{lo} \sigma_{up} & \sigma_{up}^2 \end{pmatrix} \quad (82)$$

with $\sigma_{lo(up)}$ and $\rho_{lo,up} = \rho_{up,lo}$ being given by Eqs. (76) and (77), respectively. In Eq. (81) the normalization has been chosen so that

$$\int_{-\infty}^{+\infty} \int_{-\infty}^{+\infty} df_U df_L P_{LU}(f_L, f_U) = 1 . \quad (83)$$

Using the product of the distributions (78) and (81) we can compute the final values of the form factor $f(t)$ and its variance $\sigma_f^2(t)$ as

$$f(t) = \frac{f_{lo}(t) + f_{up}(t)}{2} , \quad (84)$$

$$\sigma_f^2(t) = \frac{1}{12} [f_{up}(t) - f_{lo}(t)]^2 + \frac{1}{3} [\sigma_{lo}^2(t) + \sigma_{up}^2(t) + \rho_{lo,up}(t) \sigma_{lo}(t) \sigma_{up}(t)] . \quad (85)$$

D. Systematic effects and the skeptical approach

In various analyses of the lattice data that we performed to test our method we have encountered the following phenomenon. For some of the bootstrap events no solution could be found, either because $\Delta_2 < 0$ or because there is no overlap between the allowed regions for $f_0(0)$ and $f_+(0)$. This may obviously happen for a statistical fluctuation of the sample at hand. When, however, the fraction of rejected bootstrap events is large, say much larger than 50%, one may argue that systematic effects come into play (e.g. lattice artefacts), that have not been corrected for, which may jeopardise the unitary relations. In cases like these, however, it is still possible to extract the relevant information, which in our case is the allowed interval for the form factors, by using different statistical approaches like the *skeptical* one discussed in Refs. [45, 46].

We stress that the above issue is not important in the case of the $D \rightarrow K$ semileptonic decays for the analyses of the lattice data either extrapolated to the physical point and to the continuum

limit (see Section VIII A) or obtained at finite lattice spacing and unphysical pion masses (see Section VIII B). In these cases we see that practically all the bootstraps generated for the FFs survive after both the unitarity and the kinematical constraints. We anticipate that the skeptical approach, instead, turns out to be useful in the study of the $b \rightarrow c$ transitions, where we expect much larger discretisation effects which may manifest as apparent violation of the unitarity constraints. Focusing our attention for instance onto the $B \rightarrow D$ case, the skeptical approach is useful when the matrix procedure explained in this work is applied to the FFs presented by MILC [39]. Indeed only the $\sim 15\%$ of the initially generated events survive to the simultaneous application of the unitarity and kinematical constraints. On the contrary, the introduction of the skeptical method described below allows the largest part of the generated bootstraps events to pass both filters. This fact will be properly illustrated in a forthcoming paper about the application of the matrix method to the $b \rightarrow c$ transitions.

In the reminder of this Section we explain the general idea of the skeptical approach.

Probability theory helps us in building up a model in which the values and uncertainties of the physical quantities about which we are in doubt are allowed to vary from the nominal ones. Obviously, the model is not unique, as not unique are the probability distributions that can be used. The simplest choice consists in enlarging the reported standard deviations σ_i of the measured points, by assuming the *true* standard deviations, σ_i^t are related to the σ_i by a factor r_i , one for each of the measured points, $\sigma_i^t = r_i \sigma_i$, whereas the average values \bar{f}_i is the same. All the points i are treated democratically and fairly, i.e. our prior belief of each r_i has expected value equal to one; its prior distribution does not depend on the point; we are skeptical, and hence each r_i has *a priori* a wide range of possibilities described by a probability distribution, with a prior 100% standard uncertainty on r_i , i.e. $\sigma(r_i)/E[r_i] = 1$.

The simplest model is to introduce a Gamma probability distribution for the variable $r \geq 0$

$$P_{skept}(r) = \frac{1}{B \Gamma(A)} \left(\frac{r}{B}\right)^{A-1} e^{-r/B} . \quad (86)$$

The parameters A and B are fixed by imposing that this distribution has both mean value and variance equal to 1. A simple calculation shows that this request corresponds to the choice $A = B = 1$, i.e. $P_{skept}(r) = e^{-r}$. At this point, we slightly modify the procedure described in Sections VB–VC, namely we build up a multivariate Gaussian distribution whose covariance matrix now is

$$\Sigma_{ij} = \rho_{ij} \sigma_i \sigma_j \times r^2, \quad (87)$$

where the σ 's are the uncertainties of the measured points in the numerical simulation and ρ_{ij} the corresponding correlation matrix.

Thus, to summarize, according to Eq. (86) we extract N_r values of r and we produce N_{boot} bootstrap events for the FFs using the covariance matrix (87). Thus, in the skeptical case we have a sample of $N_r \times N_{boot}$ events. At this point, we proceed with the unitarity filter related to the sign of Δ_2 and with the implementation of the constrained matrix \mathbf{M}_C as explained in the previous Sections.

VI. VACUUM POLARIZATION FUNCTIONS IN PERTURBATION THEORY AND LATTICE ARTEFACTS

In this Section we discuss the perturbative calculation of the susceptibilities in the continuum and on the lattice, and the subtraction/reduction of lattice artefacts that can be obtained by using the perturbative calculation of the polarization functions. Although in what follows we will consider lattice QCD in the Twisted Mass Fermion (TMF) regularisation, the main arguments of our discussion are general and can be applied to any lattice regularisation of the theory. One peculiarity, which is however common to other regularisations, is the on-shell $O(a)$ improvement of the physical particle spectrum and of the matrix elements of local bilinear operators. Thus the lattice artefacts for physical quantities related to these matrix elements are of $O(a^2)$.

In lattice simulations performed at finite lattice spacing one can attempt to obtain the physical results either by extrapolating the lattice quantities to the continuum or by reducing the discretisation effects by a subtraction procedure based on perturbation theory. A combination of the two strategies is indeed the most effective one. Some of the lattice artefacts can also be eliminated non perturbatively using, for example, the WIs of the theory [53]. In this Section we shall deal with the perturbative approach which can be implemented in one-loop (or higher-loops) order by computing for a given quantity, say the polarization function or its derivatives, the corresponding Feynman diagrams, at finite lattice spacing. In the analysis of lattice data we will also discuss the extrapolation of the results to the continuum theory which can be combined with the perturbative subtraction of lattice artefacts discussed in this Section.

Recalling the definitions of $\Pi_{V,A}^{\mu\nu}$ given in Section IV, we analyse the structure of a twisted fermions loop, the graphical representation of which, at lowest order, corresponds to the first Feynman diagram on the left in Fig. 2.

Given the on-shell $O(a)$ improvement of the vector current correlators at physical distances we focus on the impact of contributions to the Fourier sum from small and zero distance. Formally,

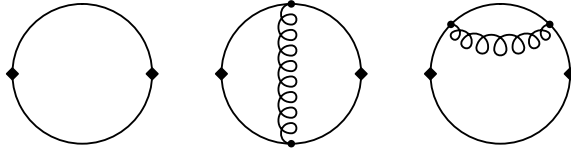


FIG. 2: One- and two-loop Feynman diagrams for the polarization function. The crosses represent the bilinear operators and the curly line the gluon propagator.

we are interested in the expansion of the generic polarization function $\Pi(Q^2) \equiv \Pi_{0\pm,1\mp}(Q^2)$

$$\Pi(Q^2) = \sum_{k \geq -6} C_k a^k \quad (88)$$

where one can show that $C_1 = 0$ with maximally TMF.

In the following we discuss as an example the case of the vector current. In this case the coefficients of the expansion can be derived from the generic form of the lattice polarization tensor using the symmetries of the lattice action [60]

$$\begin{aligned} \Pi_V^{\mu\nu}(Q^2) = & \Pi_{V \text{ con}}^{\mu\nu}(Q^2) + \left(\frac{Z_1}{a^2} + \tilde{Z}_1 \langle -S_6 + \frac{1}{2} S_5^2 \rangle_0 \right) \delta^{\mu\nu} + Z_{\mu_2}^+ (\mu_1^2 + \mu_2^2) \delta^{\mu\nu} + Z_{\mu_2}^- (\mu_1^2 - \mu_2^2) \delta^{\mu\nu} \\ & + (Z_{Q^2} Q^2 \delta^{\mu\nu} + Z_{QQ} Q^\mu Q^\nu) + O(a^2, \text{ operators of higher dimension}), \end{aligned} \quad (89)$$

where $\Pi_{V \text{ con}}(Q^2)$ is the continuum polarization tensor, S_5 and S_6 are defined by the expansion of the lattice action close to the continuum limit

$$S_{eff} = S_4 + a S_5 + a^2 S_6 + a^2 S_7 + \dots, \quad (90)$$

where $S_k = \int d^4x \mathcal{L}_k$ with the terms \mathcal{L}_k containing linear combinations of fields with mass dimension k , and $\langle \dots \rangle_0$ stands for vacuum expectation value of some combination of operators, either local, e.g. $\langle S_6 \rangle_0$, or non local, $\langle S_5^2 \rangle_0$. We will indicate explicitly the dependence of $\Pi^{\mu\nu}(Q^2)$ or of the χ 's on the quark masses only when it will be necessary for the discussion of the results.

Luckily enough all the divergent or mass dependent lattice artefacts in the first line of Eq. (89) disappear when we apply the derivative with respect to Q^2 to obtain the susceptibilities χ 's, see Eqs. (13). There are however terms of $O(a^0)$ which remain and that, in some cases, can even make the longitudinal polarization function different from zero even with degenerate quark masses $\mu_1 = \mu_2$. Besides these terms there are discretisation errors of $O(a^2)$ or higher which remain. The strategy to reduce their effect is that widely used in literature, see for example Ref. [61]. In our case it is even simpler since the quantities that we consider, namely the χ 's, are finite in perturbation

theory. Let us call $\chi_{\text{LAT}}(Q^2, a)$ the generic susceptibility computed non perturbatively on the lattice, $\chi(Q^2, a)$ the corresponding susceptibility computed in lattice perturbation theory, $\tilde{\chi}(Q^2)$ the expression resulting from $\chi(Q^2, a)$ by neglecting all contributions which vanish for $a \rightarrow 0$, $\lim_{a \rightarrow 0} \chi(Q^2, a) \rightarrow \tilde{\chi}(Q^2)$, $\chi_{\text{con}}(Q^2)$ the susceptibility computed perturbatively in the continuum theory. We introduce the following quantities

$$\Delta_{1\chi}(Q^2, a) = \chi(Q^2, a) - \tilde{\chi}(Q^2), \quad \Delta_{2\chi}(Q^2) = \tilde{\chi}(Q^2) - \chi_{\text{con}}(Q^2), \quad (91)$$

where $\Delta_{1\chi}(Q^2, a)$ represents the discretisation errors that we want to subtract, and $\Delta_{2\chi}(Q^2, a)$ the finite terms which are different in the continuum with respect to the lattice case. For local operators a typical example of these kind of corrections is represented by the current renormalisation constants, $J^\mu(x) = Z_J J_L^\mu(x)$. In order to extract the subtracted susceptibility we construct then the combination

$$\chi_s(Q^2, a) = \chi_{\text{LAT}}(Q^2, a) - \Delta_{1\chi}(Q^2, a) - \Delta_{2\chi}(Q^2) = \chi_{\text{LAT}}(Q^2, a) - \chi(Q^2, a) + \chi_{\text{con}}(Q^2, \mu). \quad (92)$$

Thus, up to a certain order in perturbation theory and up to non perturbative effects, $\chi_s(Q^2, a)$ reduces to the continuum result without discretisation errors. If one uses the one-loop perturbative calculations, the discretisation error then reduces to $O(\alpha_s a^2)$.

This procedure can easily be extended to higher orders in α_s . In higher orders in perturbation theory, for the transverse susceptibilities, it will be also necessary to renormalize the quark masses. For two-point correlation functions involving scalar or pseudoscalar densities, it will be also necessary to renormalise these bilinear operators in some chosen renormalisation scheme. We assume that we use the same renormalisation scheme, e.g. $\overline{\text{MS}}$ or the on-shell scheme for the quark masses. Strictly speaking then, we should write $\Delta_{2\chi}(Q^2, \mu) = \tilde{\chi}(Q^2, \mu) - \chi_{\text{con}}(Q^2, \mu)$ to account for the scale(s) at which the strong coupling constant and, eventually, the quark masses are renormalised. In this respect we should also write $\chi_{\text{LAT}}(Q^2, a, \mu)$ and $\tilde{\chi}(Q^2, \mu)$ since these quantities will contain the contribution of the counter terms necessary to renormalise the strong coupling constant or the quark masses.

After the subtraction procedure we expect then to have discretisation errors of $O(\alpha_s^n a^2)$, where n depends on the order at which we have computed perturbatively the current-current correlation functions, or non-perturbative discretisation errors of $O(a^2 \Lambda_{QCD}^2)$. Note that $\chi_s(Q^2, a)$ is the quantity to be used at finite lattice spacing for extracting the bounds on the form factors $f(t)$ according to the procedure explained in Section III. A detailed discussion of the counter terms up to two-loop perturbation theory will be given in a future publication where the subtraction procedure will be extended to $O(\alpha_s a^2)$.

A. An instructive example: the vector current polarization tensor at one loop

In order to illustrate the procedure followed to reduce the discretisation errors, as an instructive example we discuss in details the one-loop perturbative calculation of the vector current polarization tensor and of the corresponding susceptibilities.

At lowest order in perturbation theory, by calling k the internal momentum, we may easily compute the correlator of two local vector currents on the lattice

$$\Pi_V^{\mu\nu}(Q, a) = \int_{-\pi/a}^{+\pi/a} \frac{d^4 k}{(2\pi)^4} \text{Tr} \left[\gamma^\mu G_1(k + \frac{Q}{2}) \gamma^\nu G_2(k - \frac{Q}{2}) \right], \quad (93)$$

where the integration interval represents the first Brillouin zone. Here $G_{i=1,2}$ indicates the tree-level Wilson twisted-mass propagator, namely

$$G_i(p) = \frac{-i\gamma_\mu \hat{p}_\mu + \mathcal{M}_i(p) - i\mu_{q,i} \gamma_5 \tau^3}{\hat{p}^2 + \mathcal{M}_i^2(p) + \mu_{q,i}^2}, \quad i = 1, 2 \quad (94)$$

where we have defined on the lattice

$$\hat{p}_\mu \equiv \frac{1}{a} \sin(ap_\mu), \quad \mathcal{M}_i(p) \equiv m_i + \frac{r_i}{2} a \hat{p}_\mu^2, \quad \hat{p} \equiv \frac{2}{a} \sin(\frac{ap_\mu}{2}). \quad (95)$$

In order to make the calculation it is convenient to define the dimensionless quantities

$$\rho_\mu \equiv p_\mu a, \quad \tilde{m} \equiv m a, \quad \tilde{\mu} \equiv \mu a, \quad (96)$$

and express Eq.(94) as

$$G_i(\rho) = a \frac{-i\gamma_\mu \hat{\rho}_\mu + \mathcal{M}_i(\rho) - i\tilde{\mu}_{q,i} \gamma_5 \tau^3}{\hat{\rho}^2 + \mathcal{M}_i^2(\rho) + \tilde{\mu}_{q,i}^2}, \quad i = 1, 2. \quad (97)$$

Taking into account the change of the integration variables, we have that

$$\Pi_V^{\mu\nu}(Q, a) = \frac{1}{a^2} \mathcal{P}_V^{\mu\nu}(Qa) = \frac{1}{a^2} \int_{-\pi}^{+\pi} \frac{d^4 \rho}{(2\pi)^4} \text{Tr} \left[\gamma^\mu G_1(\rho + \frac{Qa}{2}) \gamma^\nu G_2(\rho - \frac{Qa}{2}) \right], \quad (98)$$

where $\mathcal{P}_V^{\mu\nu}(Qa)$ is a dimensionless quantity which can only depend on dimensionless quantities (Qa , $m_1 a$, $m_2 a$, ...). At this point we may obtain the χ 's by applying the appropriate derivatives with respect to Q_μ to the expression given in Eq. (98). Note that any derivative with respect to Q_μ we make to obtain the χ 's implies the appearance of a factor a in front of the r.h.s. of Eq. (98), since the integral only depends on the product Qa . A particularly convenient choice of Q in the evaluation of the lattice integral (98), and the corresponding expression at two loops, is $Q = (Q_0, \vec{0})$, $Q^2 = Q_0^2$, $\partial/\partial Q^2 = 1/(2Q_0)\partial/\partial Q_0$, see Eqs. (52)–(56).

When we want to obtain the continuum expression (at this order we do not need to define the renormalisation scheme since everything is finite) it is enough to take the limit $a \rightarrow 0$ in the integrand (93) and apply to $\mathcal{P}_V^{\mu\nu}(Qa)$ the derivatives with respect to Q_0 .

It is useful to start by discussing the case of the susceptibilities at $Q = 0$. In this case, in the continuum, one obtains

$$\begin{aligned} (m_2^2 \chi_{1-}(Q^2 = 0))_{\text{con}} &= \frac{N_c}{96\pi^2 (1-u^2)^5} \left\{ (1-u^2) (3+4u-21u^2+40u^3-21u^4+4u^5+3u^6) \right. \\ &\quad \left. + 12u^3 (2-3u+2u^2) \log[u^2] \right\} \\ (\chi_{0+}(Q^2 = 0))_{\text{con}} &= \frac{N_c}{24\pi^2 (1-u^2)^3} \left\{ (1-u^2) (1-4u+u^2) (1+u+u^2) - 6u^3 \log[u^2] \right\}, \end{aligned} \quad (99)$$

where N_c is the number of colours and the quantities on the l.h.s. being dimensionless can only depend on the ratio $u \equiv m_1/m_2$. In what follows m_2 will always denote the heavier of the two valence quarks in the decaying meson, namely the b quark for $B \rightarrow D^{(*)}$ decays, the charm for $D \rightarrow K^{(*)}$ decays and the strange for kaon semileptonic decays. Note that in the limit $m_1 \rightarrow m_2$ (i.e. $u \rightarrow 1$) the longitudinal susceptibility $\chi_{0+}(Q^2)$ vanishes because the currents are conserved in this limit. Also on the lattice, as $a \rightarrow 0$, the χ 's can only depend on u and thus, in perturbation theory we expect

$$\begin{aligned} (m_2^2 \chi_{1-}(Q^2 = 0, a))_{\text{LAT}} &= (m_2^2 \chi_{1-}(Q^2 = 0))_{\text{con}} + a^2 m_2^2 \delta\chi'_{1-}(u, a^2 m_2^2), \\ (\chi_{0+}(Q^2 = 0, a))_{\text{LAT}} &= (\chi_{0+}(Q^2 = 0))_{\text{con}} + \delta\chi_{0+}(u) + a^2 m_2^2 \delta\chi'_{0+}(u, a^2 m_2^2), \end{aligned} \quad (100)$$

where the quantities $\delta\chi_i^{(l)}$ can be eliminated in perturbation theory following the scheme described in Eq. (92). The lattice susceptibilities $(m_2^2 \chi_{1-}(Q^2 = 0, a))_{\text{LAT}}$ and $(\chi_{0+}(Q^2 = 0, a))_{\text{LAT}}$ are obtained by applying the appropriate derivatives with respect to Q_0 to the expression in Eq. (98) and putting $Q_0 = 0$. The four dimensional integral can be performed numerically without difficulties.

Since we are able to compute the polarization tensor non perturbatively, in principle we are also able to enforce the unitarity constraints on the FFs at $Q^2 \neq 0$. Thus in order to reduce the lattice artefacts we also need the lattice and continuum perturbative calculation in this case.

At one loop, in the continuum, for $Q^2 \neq 0$ we may construct two dimensionless quantities,

namely u as before and $z = \sqrt{Q^2/m_2^2}$. In terms of these variables we obtain [8]

$$\begin{aligned} \chi_{1-}(Q^2 = z^2 m_2^2) = & \frac{N_c}{16m_2^2 \pi^2 (z^2)^3} \left\{ - \frac{(1-u^2) \log[u^2] (2z^4 + 2\Lambda_- \Lambda_+ + z^2 (3\Lambda_- + \Lambda_+))}{2z^2} \right. \\ & - \frac{12\Lambda_- \Lambda_+^2 + 3z^2 \Lambda_+ (7\Lambda_- + 3\Lambda_+) + z^4 (3\Lambda_- + 19\Lambda_+)}{6\Lambda_+} \\ & - \log \left[\frac{\Lambda_- + \Lambda_+ + 2\sqrt{\Lambda_- \Lambda_+}}{\Lambda_- + \Lambda_+ - 2\sqrt{\Lambda_- \Lambda_+}} \right] \frac{\sqrt{\Lambda_- \Lambda_+}}{8z^2 \Lambda_- \Lambda_+^2} [8\Lambda_-^2 \Lambda_+^3 + 8z^2 \Lambda_- \Lambda_+^2 (2\Lambda_- + \Lambda_+) \\ & \left. + z^4 \Lambda_+ (5\Lambda_-^2 + 18\Lambda_- \Lambda_+ + \Lambda_+^2) + z^6 (-\Lambda_-^2 + 6\Lambda_- \Lambda_+ + 3\Lambda_+^2)] \right\}, \end{aligned} \quad (101)$$

$$\begin{aligned} \chi_{0+}(Q^2 = z^2 m_2^2) = & \frac{N_c}{16\pi^2 (z^2)^2} \left\{ 2(z^2 + \Lambda_-)(z^2 + 2\Lambda_+) \right. \\ & + \frac{\log \left[\frac{\Lambda_- + \Lambda_+ + 2\sqrt{\Lambda_- \Lambda_+}}{\Lambda_- + \Lambda_+ - 2\sqrt{\Lambda_- \Lambda_+}} \right] (z^2 + \Lambda_-) \sqrt{\Lambda_- \Lambda_+} (4\Lambda_- \Lambda_+ + z^2 (3\Lambda_- + \Lambda_+))}{2z^2 \Lambda_-} \\ & \left. + \frac{(1-u^2) \log[u^2] (4\Lambda_- \Lambda_+ + z^2 (\Lambda_- + 3\Lambda_+))}{2z^2} \right\}, \end{aligned} \quad (102)$$

where $\Lambda_{\pm} = (1 \pm u)^2 - z^2$. Also in this case $\chi_{0+}(Q^2 = z^2 m_2^2)$ vanishes for $m_1 \rightarrow m_2$ ($u \rightarrow 1$). The corresponding lattice quantities are easily obtained as before by applying the appropriate derivatives with respect to Q_0 to the expression in Eq. (98) and putting $Q_0 = \sqrt{Q^2} \neq 0$.

On the lattice there is another equivalent way to compute the correlation function in perturbation theory, which is more suited for perturbative calculations at higher orders (more loops). Let us continue the discussion with the example of the vector current. We define the free propagator of the quark (and in higher orders also of the gluon propagator) by numerical Fourier transform of the momentum-space propagator given in Eq. (97)

$$G_i(x, y) = \frac{1}{a^4} \int_{-\pi}^{+\pi} \frac{d^4 \rho}{(2\pi)^4} e^{-i\rho \cdot (x-y)} G_i(\rho), \quad (103)$$

where $x \equiv (t, \vec{x})$, $y \equiv (t_0, \vec{y})$ and we have elected one of the lattice directions to our Euclidean time. At one loop we define

$$\begin{aligned} \Pi_V^{\mu\nu}(t, \vec{x}) &= \text{Tr}[\gamma^\mu G_1(x, 0) \gamma^\nu G_2(0, x)], \\ G_V^{\mu\nu}(t) &= a^3 \sum_{\vec{x}} \Pi_V^{\mu\nu}(t, \vec{x}). \end{aligned} \quad (104)$$

It is straightforward to show the relations

$$G_V^{00}(t) = C_{0+}(t), \quad \frac{1}{3} \sum_{i=1,2,3} G_V^{ii}(t) = C_{1-}(t), \quad (105)$$

where the quantities $C_{0+}(t)$ and $C_{1-}(t)$ are those defined in Eq. (53). We can then obtain the susceptibilities using the expressions in Eq. (56).

The difference between this latter way of computing the χ 's, that we will call the x-space method, and the calculation of the χ 's from the derivatives applied to Eq. (98), that we denote as the Q-space method, is the following. Eq. (98) refers to a discretised, infinite volume lattice. The Fourier transform in Eq. (103), however, must be done, in practice, on a finite lattice of volume L^3 and time extent T

$$G_i(x, 0) = \frac{1}{a^4 T L^3} \sum_{\rho_i=2\pi n_i/L, \rho_0=2\pi n_0/T} e^{-i\rho \cdot x} G_i(\rho). \quad (106)$$

Thus, in order to compare the results with the two different methods we must extrapolate the results obtained from $G_V^{\mu\nu}(t)$ on a finite lattice to the infinite volume limit. We have done the calculation in the two ways for different values of Q and found very good agreement between them. A further advantage of the x-space method is that we can perform the calculation on the same finite volume used for the non perturbative calculation of the two-point function.

In order to further reduce lattice artefacts we may extend the subtraction procedure of Eq. (92) by computing the lattice and continuum quantities at $O(\alpha_s)$ for arbitrary quark masses and values of Q^2 . The relevant Feynman diagrams are shown in Fig. (2) where the crosses represent bilinear operators and the curly line the gluon propagator. This will be implemented in the future study of $B \rightarrow D^{(*)}$ decays for which discretisation effects are much larger than in the $D \rightarrow K$ decays considered in the present study.

VII. LONGITUDINAL AND TRANSVERSE SUSCEPTIBILITIES

In this Section we present a detailed description of the non-perturbative, lattice QCD calculation of the longitudinal and transverse susceptibilities. The information about the gauge field configurations, quark masses, extrapolations to the physical point and to the continuum, as well as about all the relevant renormalization constants (RCs) used in this work, are given in Appendix B. Using the ETMC gauge ensembles of Table VIII, we have evaluated the following two-point correlation

functions

$$\begin{aligned}
\tilde{C}_{0^+}(t) &= \tilde{Z}_V^2 \int d^3x \langle 0 | T [\bar{q}_1(x) \gamma_0 q_2(x) \bar{q}_2(0) \gamma_0 q_1(0)] | 0 \rangle , \\
\tilde{C}_{1^-}(t) &= \tilde{Z}_V^2 \frac{1}{3} \sum_{j=1}^3 \int d^3x \langle 0 | T [\bar{q}_1(x) \gamma_j q_2(x) \bar{q}_2(0) \gamma_j q_1(0)] | 0 \rangle , \\
\tilde{C}_{0^-}(t) &= \tilde{Z}_A^2 \int d^3x \langle 0 | T [\bar{q}_1(x) \gamma_0 \gamma_5 q_2(x) \bar{q}_2(0) \gamma_0 \gamma_5 q_1(0)] | 0 \rangle , \\
\tilde{C}_{1^+}(t) &= \tilde{Z}_A^2 \frac{1}{3} \sum_{j=1}^3 \int d^3x \langle 0 | T [\bar{q}_1(x) \gamma_j \gamma_5 q_2(x) \bar{q}_2(0) \gamma_j \gamma_5 q_1(0)] | 0 \rangle , \\
\tilde{C}_S(t) &= \tilde{Z}_S^2 \int d^3x \langle 0 | T [\bar{q}_1(x) q_2(x) \bar{q}_2(0) q_1(0)] | 0 \rangle , \\
\tilde{C}_P(t) &= \tilde{Z}_P^2 \int d^3x \langle 0 | T [\bar{q}_1(x) \gamma_5 q_2(x) \bar{q}_2(0) \gamma_5 q_1(0)] | 0 \rangle ,
\end{aligned} \tag{107}$$

where q_1 and q_2 are the two valence quarks with bare masses $a\mu_1$ and $a\mu_2$ given in Table VIII, while the multiplicative factors \tilde{Z}_Γ ($\Gamma = \{V, A, S, P\}$) are the appropriate RC of the bilinear currents, which will be specified in a while. We consider either opposite or equal values for the Wilson parameters r_1 and r_2 of the two valence quarks, namely either the case $r_1 = -r_2$ or the case $r_1 = r_2$. Since our twisted-mass setup is at its maximal twist, in the case $r_1 = -r_2$ we have $\tilde{Z}_\Gamma = \{Z_A, Z_V, Z_P, Z_S\}$, while in the case $r_1 = r_2$ we have $\tilde{Z}_\Gamma = \{Z_V, Z_A, Z_S, Z_P\}$. Upon renormalisation of the bilinear currents, the correlation functions $\tilde{C}_j(t)$ with $j = \{0^+, 1^-, 0^-, 1^+, S, P\}$ corresponding to either opposite or equal values of the Wilson parameters r_1 and r_2 differ only by effects of order $\mathcal{O}(a^2)$.

The statistical accuracy of the meson correlators (107) can be significantly improved by adopting the one-end trick stochastic method [62, 63], which employs spatial stochastic sources at a single time slice chosen randomly.

We start by considering the longitudinal and transverse susceptibilities of both the vector and the axial-vector currents evaluated at $Q^2 = 0$, namely $\chi_j(0)$ with $j = \{0^+, 1^-, 0^-, 1^+\}$, defined in Eqs. (107) as either the second or the fourth moments of the corresponding longitudinal and transverse Euclidean correlators $C_j(t)$. For each gauge ensemble the values of $\chi_j(0)$ have been evaluated for the various combinations of the two valence quark masses $m_1 = a\mu_1/(Z_P a)$ and $m_2 = a\mu_2/(Z_P a)$, chosen in the light, strange and charm regions of Table VIII.

A. The $c \rightarrow s$ transition

In this work we limit ourselves to the quark mass combinations $a\mu_1 = a\mu_c$ and $a\mu_2 = a\mu_s$, which correspond to the $c \rightarrow s$ transition. The simulated susceptibilities $\chi_j(0)$ ($j = \{0^+, 1^-, 0^-, 1^+\}$) are

smoothly interpolated at $m_1 = a\mu_c/(Z_{PA}) = m_c^{phys}$ and $m_2 = a\mu_s/(Z_{PA}) = m_s^{phys}$, i.e. at the physical charm and strange quark masses given in Table IX.

The results for the vector and axial longitudinal susceptibilities are shown in Fig. 3 and those for the transverse ones in Fig. 4 at either opposite or equal values of the valence-quark Wilson parameters, which will be denoted hereafter by $(r, -r)$ and (r, r) . Differences among the re-

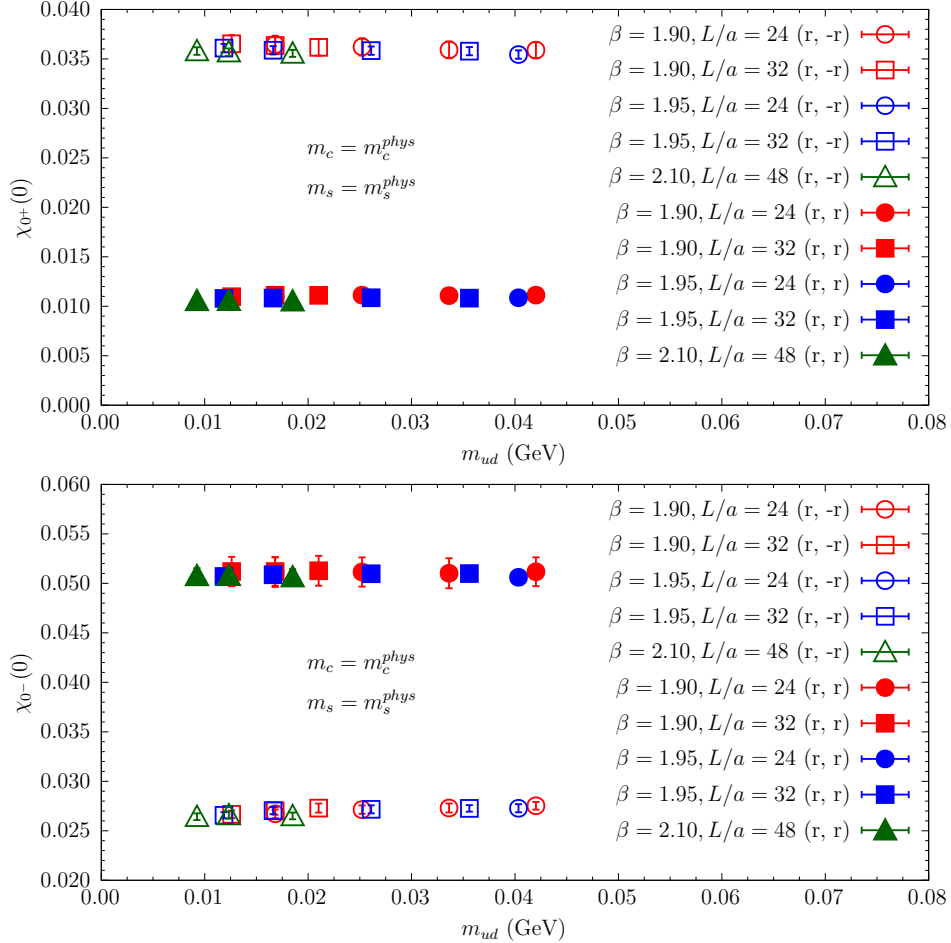


FIG. 3: Vector and axial longitudinal susceptibilities $\chi_{0+}(0)$ (upper panel) and $\chi_{0-}(0)$ (lower panel) corresponding to the ETMC gauge ensembles for the $c \rightarrow s$ transition. The susceptibilities are obtained after a smooth interpolation at $m_1 = m_c^{phys}$ and $m_2 = m_s^{phys}$ given in Table IX. The empty markers correspond to the choice of opposite values $(r, -r)$ of the valence-quark Wilson parameters, while the full ones refer to the case of equal values (r, r) .

sults corresponding to the two r -combinations are expected to occur because of (twisted-mass) discretization effects, but it can clearly be seen that such differences are much larger in the longitudinal channels with respect to the transverse cases.

Moreover, because of charge conservation, the susceptibility $\chi_{0+}(0)$ evaluated for $m_1 = m_2$

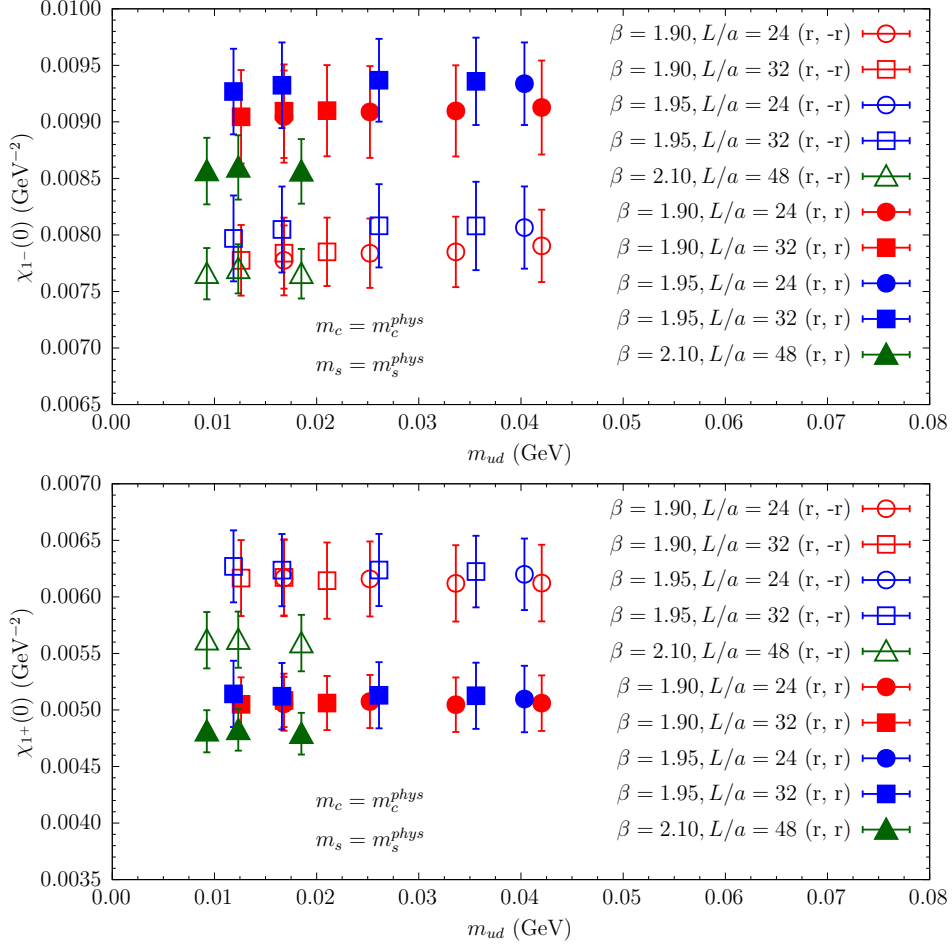


FIG. 4: The same as in Fig. 3, but for the vector and axial transverse susceptibilities $\chi_{1-}(0)$ (upper panel) and $\chi_{1+}(0)$ (lower panel).

should vanish in the continuum limit. This is strongly violated for the $(r, -r)$ combination, as shown in Table II for the degenerate case $m_1 = m_2 = m_c^{phys}$.

$m_1 = m_2 = m_c^{phys}$	A30.32	B25.32	D20.48
$\chi_{0+}(r, -r)$	$2.55 (9) \cdot 10^{-2}$	$2.56 (4) \cdot 10^{-2}$	$2.58 (4) \cdot 10^{-2}$
$\chi_{0+}(r, r)$	$4.30 (10) \cdot 10^{-4}$	$4.30 (8) \cdot 10^{-4}$	$4.06 (4) \cdot 10^{-4}$

TABLE II: Values of the vector longitudinal susceptibility $\chi_{0+}(0)$ corresponding to either opposite $(r, -r)$ or equal (r, r) values of the valence-quark Wilson parameters in the degenerate case $m_1 = m_2 = m_c^{phys}$. The three ETMC gauge ensembles A30.32, B25.32 and D20.48 (see Table VIII) correspond to nearly the same pion mass and differ in the values of the lattice spacing.

The above observations point toward the presence of extra contributions coming from possible

contact terms related to the product of two currents, which appear in all the correlators (107). The issue of contact terms, which may affect the evaluation of the correlators for any lattice formulation of QCD, has been throughoutly investigated for our ETMC setup in Refs. [52, 60] in the case of the HVP contribution to the muon ($g - 2$), which as known involves the product of two electromagnetic currents (i.e. the degenerate case $m_1 = m_2$). The presence of contact terms is also evident from the explicit calculation in lattice perturbation theory of Section VI. A strategy to subtract non perturbatively the largest contamination due to these contact terms will be discussed in the following.

The main outcome is that contact terms may not vanish in the continuum limit due to the mixing of the product of two currents with terms proportional to second derivatives of the Dirac delta function. Therefore, a quick inspection of Eqs. (107) reveals that the longitudinal susceptibilities $\chi_{0+}(0)$ and $\chi_{0-}(0)$ are affected by contact terms (being second moments), while the transverse ones $\chi_{1-}(0)$ and $\chi_{1+}(0)$ are not (being fourth moments). A way to avoid contact terms is to replace the longitudinal susceptibilities in Eqs. (107) with the corresponding expressions (66) derived using WI identities at $q^2 = 0$, namely

$$\begin{aligned}\chi_{0+}(0) &= \frac{1}{12}(m_1 - m_2)^2 \int_0^\infty dt' t'^4 C_S(t') , \\ \chi_{0-}(0) &= \frac{1}{12}(m_1 + m_2)^2 \int_0^\infty dt' t'^4 C_P(t') ,\end{aligned}\tag{108}$$

where $C_S(t)$ and $C_P(t)$ are given by Eqs. (107). In this way the longitudinal susceptibilities are evaluated using the fourth moments of the scalar and pseudoscalar correlators and they become free from contact terms. Note that in the degenerate case $m_1 = m_2$ the susceptibility $\chi_{0+}(0)$ given by Eq. (108) vanishes at any finite value of the lattice spacing.

The results for the *contact-free* longitudinal susceptibilities $\chi_{0+}(0)$ and $\chi_{0-}(0)$ are shown in Fig. 5. The comparison with the results of Fig. 3 indicates that the differences between the two r -combinations are significantly reduced when the effects of the contact terms are eliminated. Moreover, for both r -combinations the relative impact of the discretization effects on the *contact-free* longitudinal susceptibilities appear to be similar to the one corresponding to the case of the transverse susceptibilities shown in Fig. 4. For these reasons in this work we rely only on the calculation of the longitudinal susceptibilities based on Eqs. (108).

Even if Eqs. (108) are essentially free from contact terms, it is, however, very interesting to investigate the impact of the contact terms on the longitudinal susceptibilities in Eqs. (107). In particular, from the observation that $\chi_{0+}(0)$ is much smaller for the combination (r, r) , see Table II,

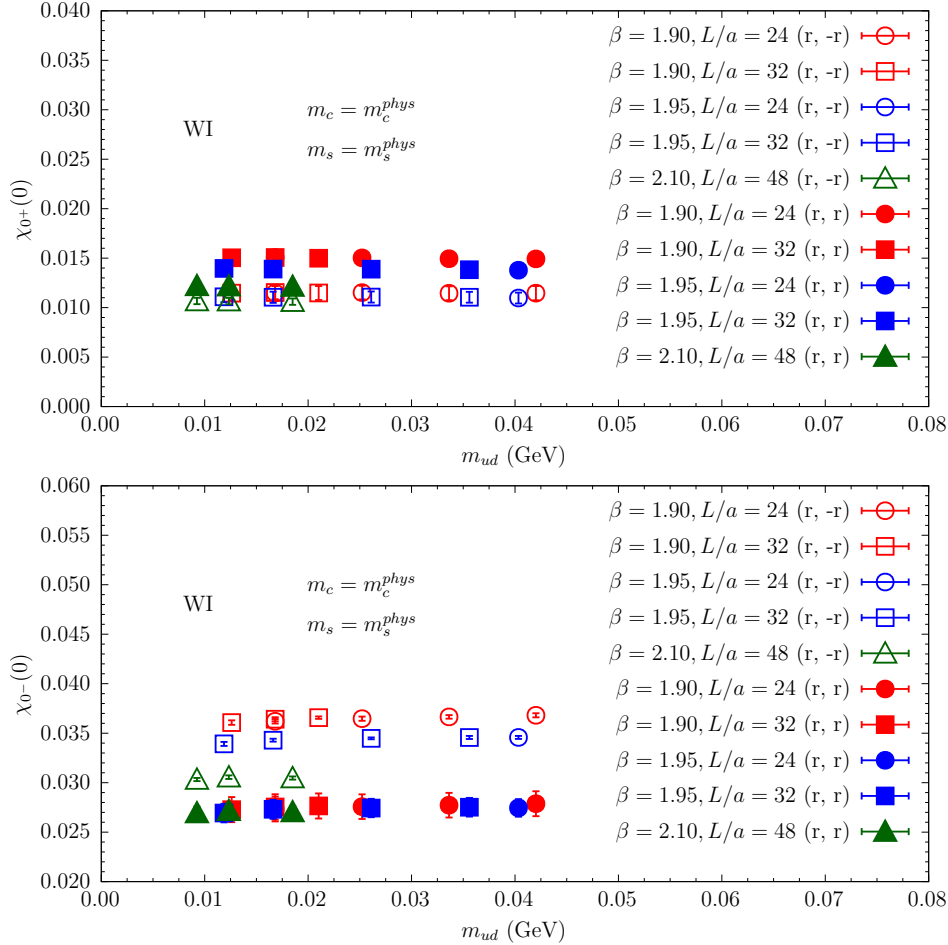


FIG. 5: The same as in Fig. 3, but using the definitions (108) based on the use of the WI. The vertical scales are kept the same as in Fig. 3 to show the impressive improvement obtained by the use of correlations based on the fourth moments.

we deduce that in this case the contact terms are much smaller than for the other combination $(r, -r)$.

In general a sizeable reduction of the contact terms can be achieved by using the subtraction procedure developed in Section VI. The perturbative contribution, evaluated at order $\mathcal{O}(\alpha_s^0)$, can already explain the large impact of the contact terms for the combination $(r, -r)$. An even more effective cancellation of the contact terms is obtained by using the non perturbative subtraction proposed below. A detailed, general presentation of the numerical implementation of the subtraction procedure will not be given here. We will discuss it in details in a forthcoming study of the $b \rightarrow c$ transition, for which also discretisation effects are much larger than in the case of the $c \rightarrow s(\ell)$ decays considered in the present work. We find that the subtraction turns out to be beneficial also for reducing the discretization effects, that for $b \rightarrow c$ are much larger, for both r -combinations.

Here we anticipate that the perturbative contribution to the susceptibility $\chi_{0^+}(0)$, evaluated at order $\mathcal{O}(\alpha_s^0)$ in the degenerate case $m_1 = m_2 = m_c^{phys}$, turns out to vanish for the combination (r, r) , while in the case $(r, -r)$ it is equal to ≈ 0.016 for the three ensembles A30.32, B25.32 and D20.48, see Appendix B, which represents $\approx 60\%$ of the corresponding non-perturbative value (≈ 0.026) shown in Table II.

An alternative, rather effective, way to get rid of the contact terms in the susceptibility $\chi_{0^+}(0)$ is to subtract the contact terms evaluated non perturbatively at $m_1 = m_2$, more precisely by using the formula

$$\bar{\chi}_{0^+}(0; m_1, m_2) \equiv \chi_{0^+}(0; m_1, m_2) - \frac{\chi_{0^+}(0; m_1, m_1) + \chi_{0^+}(0; m_2, m_2)}{2}, \quad (109)$$

obtaining in this way that $\bar{\chi}_{0^+}(0; m_1 = m_2) = 0$ as in the case of the WI-based formula (108).

In Fig. 6 the results obtained using the non-perturbative subtraction in Eq. (109), upper panel, are compared with the ones based on the WI identity (108), lower panel, already given in the upper panel of Fig. 5. We give the two plots in the same figure, using the same scale, in order to make the comparison between the two determinations easier. The discretization effects appear to be different within the two procedures. In particular, the subtraction procedure leads to quite small cutoff effects in the case of the (r, r) combination. After Eq. (112) below it will be shown that the continuum limits of the data for $\chi_{0^+}(0)$ based on the two possible different determinations agree very nicely.

Since the subtraction procedure given in Eq. (109) is not applicable to the axial longitudinal susceptibility $\chi_{0^-}(0)$, in what follows we make use of the longitudinal susceptibilities based on the Ward identities and shown in Fig. 7. Note that for both r -combinations the impact of the discretization effects on the WI-based longitudinal susceptibilities appear to be similar to the one corresponding to the case of the transverse susceptibilities shown in Fig. 4.

The transverse and longitudinal susceptibilities shown in Fig. 4 and 5 exhibit a quite mild dependence on the light-quark mass m_{ud} , since the latter comes entirely from the light sea quarks. Therefore, we fit the lattice data separately for each of the two r -combinations by adopting a simple linear ansatz in the light-quark mass m_{ud} as well as in the values of the squared lattice spacing a^2 , since in our lattice setup the susceptibilities are $\mathcal{O}(a)$ -improved, namely

$$\chi_j(0; m_{ud}, a^2) = \chi_j(0) \left[1 + A_1 \left(m_{ud} - m_{ud}^{phys} \right) + D_1 a^2 \right], \quad (110)$$

where, for sake of simplicity, $\chi_j(0)$ stands for $\chi_j(0; m_{ud}^{phys}, 0)$ and we have not written explicitly dependence of the coefficients A_1 and D_1 on the specific channel j ($j = \{0^+, 1^-, 0^-, 1^+\}$). The qual-

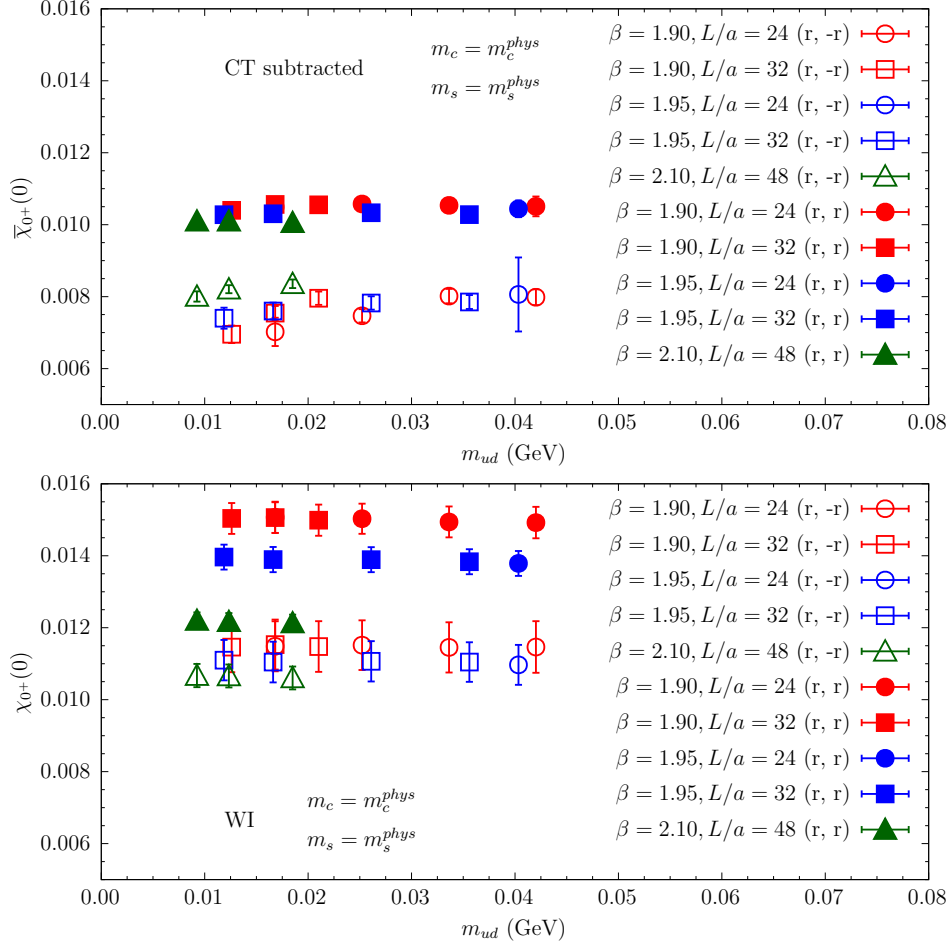


FIG. 6: Vector longitudinal susceptibility $\bar{\chi}_{0+}(0)$ obtained using the subtraction procedure given by Eq. (109) (upper panel) and $\chi_{0+}(0)$ based on the Ward identity (108) (lower panel).

ity of the various fits is always very good ($\chi^2/(\text{d.o.f.}) \lesssim 0.6$) and our findings for the extrapolated quantities $\chi_j(0)$ are collected in Table III.

Averaging over all the eight branches [66] of our bootstrap analysis, see also Appendix B, and over the results corresponding separately to the two r -combinations our final results for the longitudinal and transverse susceptibilities relevant for the $c \rightarrow s$ transition are

$$\begin{aligned}
 \chi_{0+}(0) &= 9.29 (64) \cdot 10^{-3} , \\
 \chi_{1-}(0) &= 7.88 (41) \cdot 10^{-3} \text{ GeV}^{-2} , \\
 \chi_{0-}(0) &= 2.48 (15) \cdot 10^{-2} , \\
 \chi_{1+}(0) &= 4.89 (29) \cdot 10^{-3} \text{ GeV}^{-2} ,
 \end{aligned}
 \tag{111}$$

where the errors include both the statistical uncertainties related to the Monte Carlo simulations

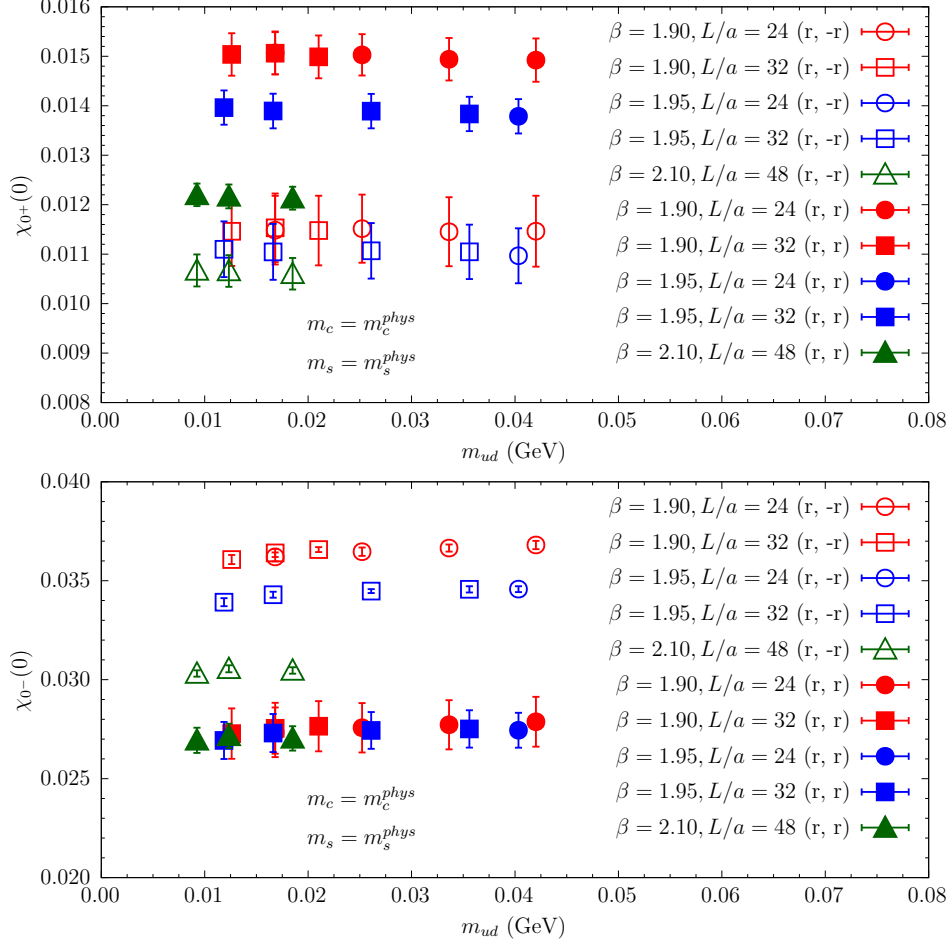


FIG. 7: Vector and axial longitudinal susceptibilities $\chi_{0+}(0)$ (upper panel) and $\chi_{0-}(0)$ (lower panel) given respectively by Eqs. (108), based on the use of the Ward identities.

and the systematic errors, which are mainly dominated by the uncertainties due to discretization effects.

B. Subtraction of the ground-state contribution

The susceptibilities $\chi_{\{0^+, 1^-, 0^-, 1^+\}}(0)$ obtained in the previous Section represent upper limits to the dispersive bounds on the form factors relevant in the semileptonic $D \rightarrow K(K^*)\ell\nu_\ell$ decays. Such limits can be improved by removing the contributions of the bound states from the Euclidean correlators $C_j(t)$ for $j = \{0^+, 1^-, 0^-, 1^+\}$, Eqs. (53). In particular, according to the Particle Data Group (PDG) [37] the meson states D_{s0}^* , D_s^* , D_s and D_{s1} , which are relevant for the channels $j = 0^+, 1^-, 0^-, 1^+$, have masses below the threshold of the production of a pair of D and $K(K^*)$ mesons. Thus, their contribution to the susceptibilities $\chi_{\{0^+, 1^-, 0^-, 1^+\}}(0)$ can be removed in order

$\chi_j(0)$	1 st – 4 th branches		5 th – 8 th branches	
	($r, -r$)	(r, r)	($r, -r$)	(r, r)
$\chi_{0^+}(0) \cdot 10^3$	9.89 (65)	9.50 (17)	8.47 (30)	9.31 (15)
$\chi_{1^-}(0) \cdot 10^3$ (GeV ⁻²)	7.52 (40)	8.10 (29)	7.72 (27)	8.17 (25)
$\chi_{0^-}(0) \cdot 10^2$	2.46 (4)	2.66 (19)	2.47 (3)	2.35 (9)
$\chi_{1^+}(0) \cdot 10^3$ (GeV ⁻²)	5.11 (13)	4.57 (22)	5.15 (11)	4.71 (13)

TABLE III: Values of the longitudinal and transverse susceptibilities $\chi_j(0)$ with $j = \{0^+, 1^-, 0^-, 1^+\}$ relevant for the $c \rightarrow s$ transition averaged over the 1st – 4th and 5th – 8th branches of our bootstrap analysis after extrapolation to the physical pion point and to the continuum limit of the lattice data corresponding separately to the two r -combinations.

to improve the dispersive bounds on the semileptonic $D \rightarrow K(K^*)\ell\nu_\ell$ decays. In this Section we describe such a subtraction.

As well known, at large time distances one has

$$C_j(t) \xrightarrow[t \gg a, (T-t) \gg a]{} \frac{\mathcal{Z}_j}{2M_j} \left[e^{-M_j t} + e^{-M_j(T-t)} \right], \quad (112)$$

where M_j is the mass of ground-state meson H_{12}^j and \mathcal{Z}_j is the matrix element $\mathcal{Z}_j \equiv |\langle H_{12}^j | \bar{q}_1 \Gamma_j q_2 | 0 \rangle|^2$ with $\Gamma_j = \{\gamma_0, \vec{\gamma}, \gamma_0 \gamma_5, \vec{\gamma} \gamma_5, \mathbb{1}, \gamma_5\}$ for $j = \{0^+, 1^-, 0^-, 1^+, S, P\}$.

Thus, the ground-state mass M_j and the matrix element \mathcal{Z}_j can be extracted from the exponential fit given in the r.h.s. of Eq. (112) performed in the temporal region $t = [t_{min}, t_{max}]$, where the effective mass $M_j^{eff}(t)$

$$M_j^{eff}(t) \equiv \log \left(\frac{C_j(t-1)}{C_j(t)} \right) \quad (113)$$

may exhibit a plateau. The temporal behavior of the effective masses $M_j^{eff}(t)$ is shown in Fig. 8 in two illustrative cases. Since we use the WI in Eqs. (66) at $q^2 = 0$ for evaluating the longitudinal susceptibilities, the effective mass $M_j^{eff}(t)$ for $j = 0^+$ and $j = 0^-$ correspond to the scalar and pseudoscalar correlators given by Eqs. (108).

At large time distances the quality of the plateaux is good for $j = 1^-$ and $j = 0^-$, while it is definitely poor in the cases $j = 0^+$ and $j = 1^+$. The latter ones are likely to be plagued by the effects of parity breaking (mixing with $j = 0^-$ and $j = 1^-$) present in our lattice formulation. We stress that we do not use $M_j^{eff}(t)$ to extract the ground-state masses M_j , but we perform the

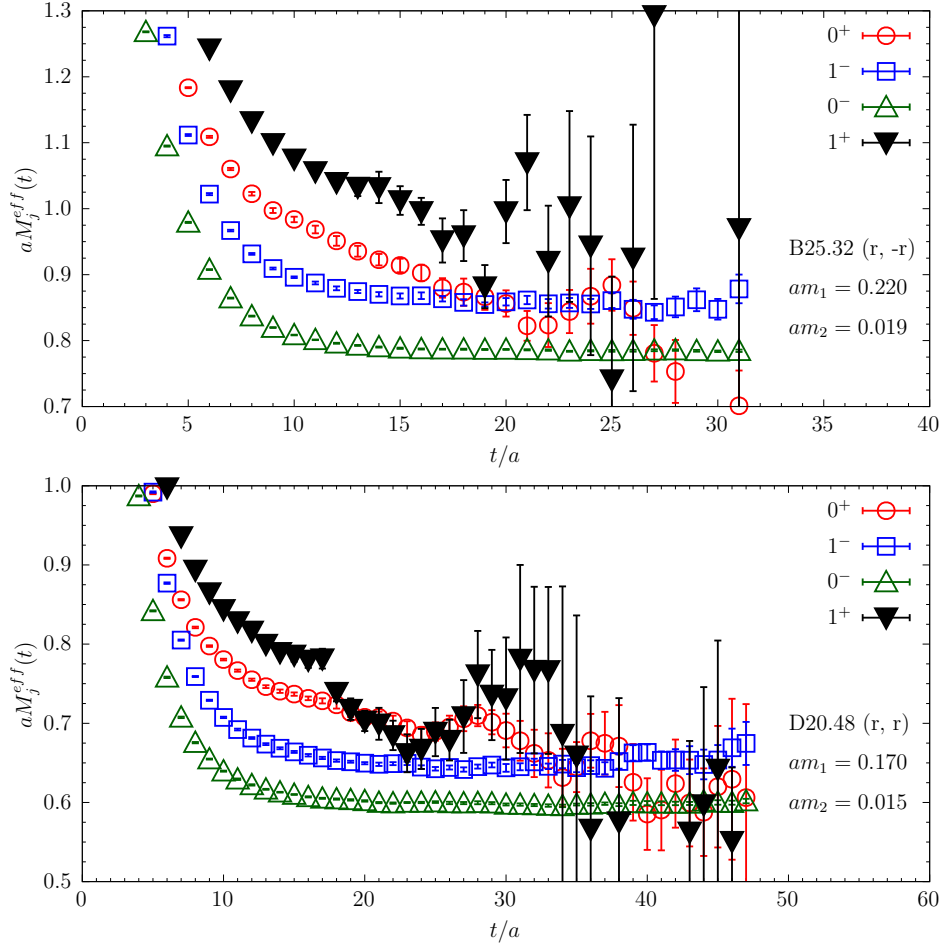


FIG. 8: The temporal behavior of the effective mass (113) for the correlators $C_j(t)$ with $j = \{0^+, 1^-, 0^-, 1^+\}$ in the case of the ensembles B35.32 (upper panel) and D20.48 (lower panel). Due to the use of the WT identities the effective mass $M_j^{eff}(t)$ for $j = 0^+$ and $j = 0^-$ correspond to the scalar and pseudoscalar correlators given by Eqs. (107). The (bare) quark masses and the combinations of the Wilson r -parameters are specified in the insets and they roughly correspond to the case $m_1 \approx m_c^{phys}$ and $m_2 \approx m_s^{phys}$.

exponential fit given in the r.h.s. of Eq. (112) in the temporal regions shown in Table IV for the various ETMC ensembles. The quality of the exponential fits turns out to be always acceptable ($\chi^2/\text{d.o.f.} \lesssim 0.5$).

The values of the ground-state masses, interpolated at $m_1 = m_c^{phys}$ and $m_2 = m_s^{phys}$, are shown in Fig.9 in the case of the channels 0^+ and 1^- . Then, we extrapolate the lattice data to the physical pion point and to the continuum limit using the fitting function

$$M_j(m_{ud}, a^2) = M_j \left[1 + A_1^M \left(m_{ud} - m_{ud}^{phys} \right) + D_1^M a^2 \right], \quad (114)$$

where, for sake of simplicity, M_j stands for $M_j(m_{ud}^{phys}, 0)$. Our results for M_j are collected in Table V.

β	V/a^4	$[t_{\min}/a, t_{\max}/a]$
1.90	$24^3 \times 48$	[16, 22]
	$32^3 \times 64$	[16, 22]
1.95	$24^3 \times 48$	[17, 22]
	$32^3 \times 64$	[17, 22]
2.10	$48^3 \times 96$	[22, 30]

TABLE IV: *Temporal regions chosen for performing the exponential fit of the r.h.s. of Eq. (112) for the various ETMC ensembles. The values of t_{\min}/a for the different values of the gauge coupling β correspond to the same value of t_{\min} in physical units, namely $t_{\min} \simeq 1.4$ fm.*

M_j	$1^{st} - 4^{th}$ branches		$5^{th} - 8^{th}$ branches	
	$(r, -r)$	(r, r)	$(r, -r)$	(r, r)
M_{0+} (GeV)	2.410 (62)	2.445 (48)	2.380 (76)	2.416 (53)
M_{1-} (GeV)	2.104 (27)	2.106 (27)	2.095 (28)	2.092 (26)
M_{0-} (GeV)	1.959 (29)	1.952 (29)	1.946 (25)	1.938 (26)
M_{1+} (GeV)	2.43 (15)	2.38 (11)	2.39 (15)	2.40 (11)

TABLE V: *Values of the ground-state masses $M_j(0)$ with $j = \{0^+, 1^-, 0^-, 1^+\}$ relevant for the $c \rightarrow s$ transition averaged over the $1^{st} - 4^{th}$ and $5^{th} - 8^{th}$ branches of our bootstrap analysis after extrapolation to the physical pion point and to the continuum limit of the lattice data corresponding separately to the two r -combinations.*

Averaging over all the eight branches of our bootstrap analysis and over the results corresponding separately to the two r -combinations our results for the ground-state masses relevant for the $c \rightarrow s$ transition are

$$\begin{aligned}
M_{0+}(0) &= 2.413 (65) \text{ GeV} , & [M_{D_{s0}^{*0}}^{exp.} &= 2.3178 (5) \text{ GeV}] , \\
M_{1-}(0) &= 2.099 (28) \text{ GeV} , & [M_{D_s^{*1-}}^{exp.} &= 2.1122 (4) \text{ GeV}] , \\
M_{0-}(0) &= 1.949 (29) \text{ GeV} , & [M_{D_s^{*0-}}^{exp.} &= 1.96834 (7) \text{ GeV}] , \\
M_{1+}(0) &= 2.40 (13) \text{ GeV} , & [M_{D_{s1}^{*1+}}^{exp.} &= 2.4595 (6) \text{ GeV}] .
\end{aligned}
\tag{115}$$

and within the uncertainties they compare nicely with the experimental results given by the

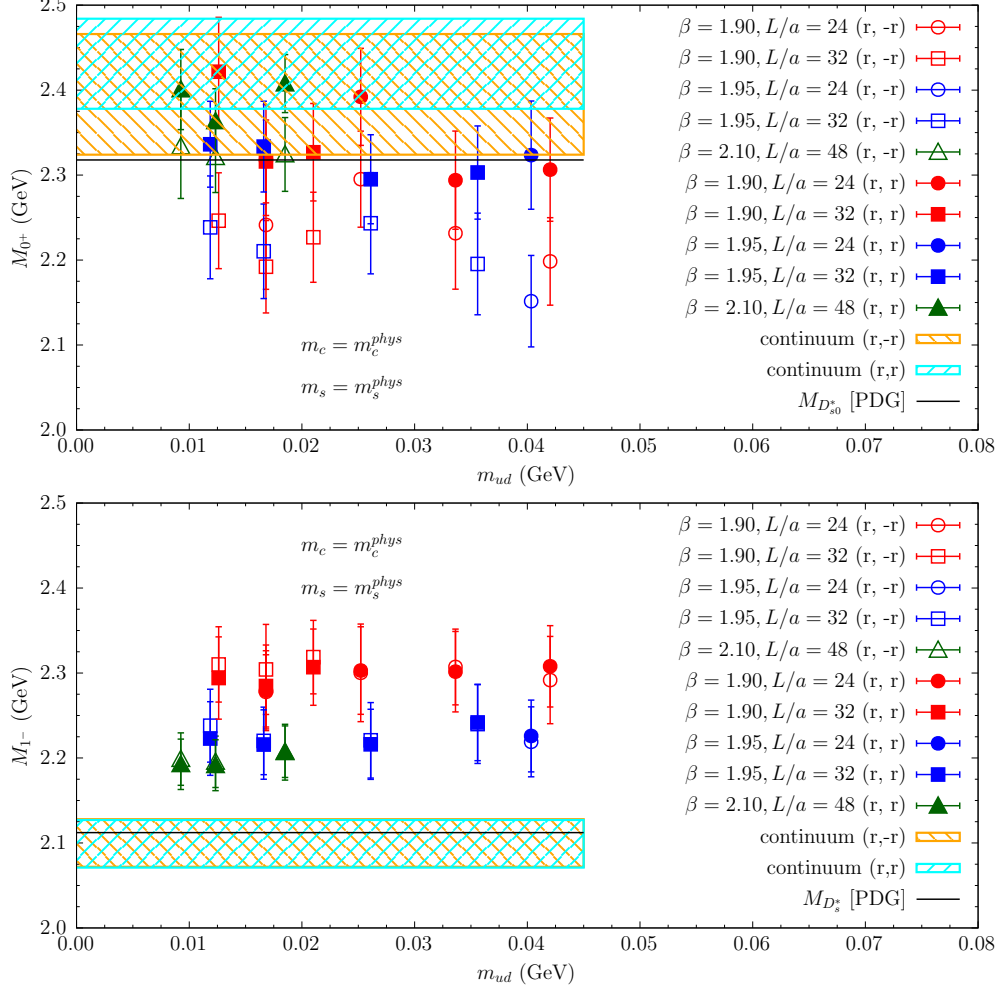


FIG. 9: Ground-state masses of the channels 0^+ (upper panel) and 1^- (lower panel) extracted from the exponential fit (112) and interpolated at $m_1 = m_c^{phys}$ and $m_2 = m_s^{phys}$. The black solid lines correspond to the experimental masses of the mesons D_{s0}^* and D_s^* from the PDG [37], namely: $M_{D_{s0}^*}^{exp.} = 2.3178(5)$ GeV and $M_{D_s^*}^{exp.} = 2.1122(4)$ GeV, respectively. The shaded areas correspond to the extrapolated values of the D^* masses to the physical pion point and to the continuum limit, averaged over all the eight branches of the analysis (see Table V).

PDG [37].

We can now proceed to the evaluation of the ground-state contributions to the susceptibilities, $\chi_j^{(gs)}(0)$, using the results of the exponential fit (112), and to their subtraction from the global susceptibilities $\chi_j(0)$, namely

$$\chi_j^{(sub)}(0) = \chi_j(0) - \chi_j^{(gs)}(0) \quad \text{for } j = \{0^+, 1^-, 0^-, 1^+\}. \quad (116)$$

By repeating the analysis made in Section VII A for the global susceptibilities $\chi_j(0)$ in the case of the subtracted ones $\chi_j^{(sub)}$ in Eq. (116), we obtain for the $\chi_j^{(sub)}(0)$ (after extrapolation to the

physical pion point and to the continuum limit) the following values

$$\begin{aligned}
\chi_{0+}^{(sub)}(0) &= 4.33(1.33) \times 10^{-3} , \\
\chi_{1-}^{(sub)}(0) &= 4.19(36) \times 10^{-3} \text{ GeV}^{-2} , \\
\chi_{0-}^{(sub)}(0) &= 9.42(91) \times 10^{-3} , \\
\chi_{1+}^{(sub)}(0) &= 3.74(56) \times 10^{-3} \text{ GeV}^{-2} .
\end{aligned}
\tag{117}$$

As a check of our subtraction procedure, we consider the ground-state contribution to $\chi_{1-}^{(gs)}(0)$ and to $\chi_{0-}^{(gs)}(0)$ given by

$$\chi_{1-}^{(gs)}(0) = \frac{f_{1-}^2}{M_{1-}^4} , \quad \chi_{0-}^{(gs)}(0) = \frac{f_{0-}^2}{M_{0-}^2}
\tag{118}$$

where f_{1-} and f_{0-} are the (leptonic) decay constants of the D_s^* and D_s mesons, respectively. Using the ETMC results $f_{D_s^*} = 268.8$ (6.6) MeV from Ref. [64] and $f_{D_s} = 247.2$ (4.1) MeV from Ref. [65] as well as the experimental values of the D_s^* and D_s meson masses (see Eqs. (115)), we get $\chi_{1-}^{(gs)} = 3.63$ (19) $\times 10^{-2}$ GeV $^{-2}$ and $\chi_{0-}^{(gs)} = 1.58$ (5) $\times 10^{-2}$. By subtracting the above values, which we stress have been evaluated using results for the decay constants from other lattice calculations and experimental values for the meson masses, from the corresponding results (111) one obtains $\chi_{1-}^{(sub)} = 4.25(45) \times 10^{-3}$ GeV $^{-2}$ and $\chi_{0-}^{(sub)} = 9.0(1.5) \times 10^{-3}$ in very good agreement with the results (117), which were obtained, instead, by using only data extracted from our simulations.

Equations (117) represent our non-perturbative results for the vector and axial susceptibilities relevant for the semileptonic $D \rightarrow K(K^*)\ell\nu_\ell$ decays. We are planning to study the case $q^2 \neq 0$ in a future study of the FFs in $B \rightarrow D^{(*)}$ semileptonic decays where there is a hope that the strength of the bounds may increase as q^2 approaches this region as suggested by Eqs. (16)-(19) of Ref. [10].

VIII. THE PROTOTYPE: EXTRACTION OF THE FORM FACTORS FOR $D \rightarrow K$ DECAYS

Together with Section VII, this is the central Section of our work where we show that from the knowledge of the form factors in the large q^2 region and of the susceptibilities it is possible to determine the form factors with good precision, without making any assumption on their functional dependence on the squared momentum transfer q^2 . As an illustration of the method we have used the recent results calculation of the form factors in $D \rightarrow K$ decays from Ref. [47]. In the next Sections we consider two analyses. In the first one we adopt the results of Ref. [47] already

extrapolated to the physical point and to the continuum limit. In the second analysis we make use directly of the results obtained at finite values of the lattice spacing and for unphysical pion masses.

A. Extraction of the form factors in the continuum

The values of $f_0(q_i^2)$ and $f_+(q_i^2)$ with the corresponding uncertainties, extrapolated at several values of q_i^2 to the physical point and to the continuum limit in Ref. [47], are given in the second and third columns of Table VI.

q^2 (GeV ²)	$f_+(q^2) _{LQCD}$	$f_0(q^2) _{LQCD}$	$f_+(q^2) _{unit}$	$f_0(q^2) _{unit}$
0.0	0.765(31)	0.765(31)	0.772(30)	0.772(30)
0.2692	0.815(31)	0.792(28)	0.822(29)	0.800(26)
0.5385	0.872(31)	0.820(25)	0.878(30)	0.826(25)
0.8077	0.937(32)	0.849(23)	0.942(31)	0.853(21)
1.0769	1.013(34)	0.879(21)	1.015(34)	0.882(20)
1.3461	1.102(38)	0.911(19)	1.102(38)	0.911(19)
1.6154	1.208(44)	0.944(19)	1.208(44)	0.944(19)
1.8846	1.336(54)	0.979(19)	1.336(54)	0.979(19)

TABLE VI: Lattice determinations of the FFs entering the $D \rightarrow K\ell\nu$ decay extrapolated to the physical pion point and to the continuum limit in Ref. [47]. The bold values are those adopted as inputs for our study. The fourth and fifth columns contain the results obtained in this work by using the dispersive matrix method. For this transition the kinematical range is $0 \leq q^2 \leq t_- = (M_D - M_K)^2 \simeq 1.88 \text{ GeV}^2$.

On the same set of configurations we have computed the two-point functions of the relevant vector and scalar operators and extracted the longitudinal and transverse susceptibilities, extrapolated to the physical point and to the continuum limit. The longitudinal and transverse susceptibilities, χ_{0+} and χ_{1-} , have been evaluated in Section VII, according to the strategy described in Sections III and IV. Their numerical values and uncertainties are

$$\chi_{0+}(0) = 0.0043(13), \quad \chi_{1-}(0) = 0.00419(36) \text{ GeV}^{-2}. \quad (119)$$

As already stated in the introduction one of the main reasons to implement the dispersive bounds is that in the case of B decays ($B \rightarrow D^{(*)}$ and $B \rightarrow \pi$), in most of present lattice

simulations, one is able to access only the kinematical region close to q_{max}^2 where the final meson has a small momentum. The dispersive bounds instead, following the method discussed in Sections III and IV, allow us to determine with good accuracy also unaccessible points, close to the minimal q^2 , i.e. $q^2 \sim m_\ell^2 \sim 0$, without assuming any specific functional form for the q^2 -dependence of the FFs. Bearing in mind possible differences and further difficulties, in order to check the validity of this strategy, we have used only the lattice QCD points for $D \rightarrow K$ decays at high- q^2 (in boldface in the Table VI). We have implemented our unitarity method and then compared our results with the direct lattice computations in the region at smaller q^2 (see the first five rows of Table VI).

Using the average values and errors given in Ref. [47] we have first applied the procedure B) given in the Subsection V A. Using 20000 bootstrap events we observe that only a fraction of the events equal to $\sim 15\%$ is rejected by the $\Delta_2^{0(+)} \geq 0$ condition (see Eq. (46)), while almost all the survived ones respect the kinematical constraint $f_+(0) = f_0(0)$ at $q^2 = 0$. In Fig. 10 we show our results. The orange band represents the extrapolated vector FF $f_+(q^2)$, while the cyan one corresponds to the scalar FF $f_0(q^2)$. The three red points at the largest values of q^2 , for each form factor, are the bolded values in Table VI used as inputs for our method, while the green and blue ones are the unbolded values shown for comparison.

Our unitarity results shown in Table VI and Fig. 10 exhibit an excellent agreement with the lattice QCD values from Ref. [47] and also a quite similar precision in the whole kinematical range. In particular, our value of the form factors at $q^2 = 0$ is

$$f_+(0) = f_0(0) = 0.772(30), \quad (120)$$

which agrees very nicely with the corresponding result 0.765(31) from Ref. [47], having, we stress, a comparable error even if only three points at large q^2 have been used as input.

B. Extraction of the form factors from each ensemble

Since we have access to the original data of Ref. [47], we can redo the analysis of that paper having computed in Section VII A on the same ensembles also the susceptibilities. The goal is now to implement the matrix method directly on the lattice data points bootstrap by bootstrap and make a totally model-independent extraction of the form factors following the procedure A) of Subsection V A.

As in Ref. [47], our analysis is divided in eight branches which differ by the choice of the scaling variable, the fitting procedures and the choice of the method used to determine non perturbatively

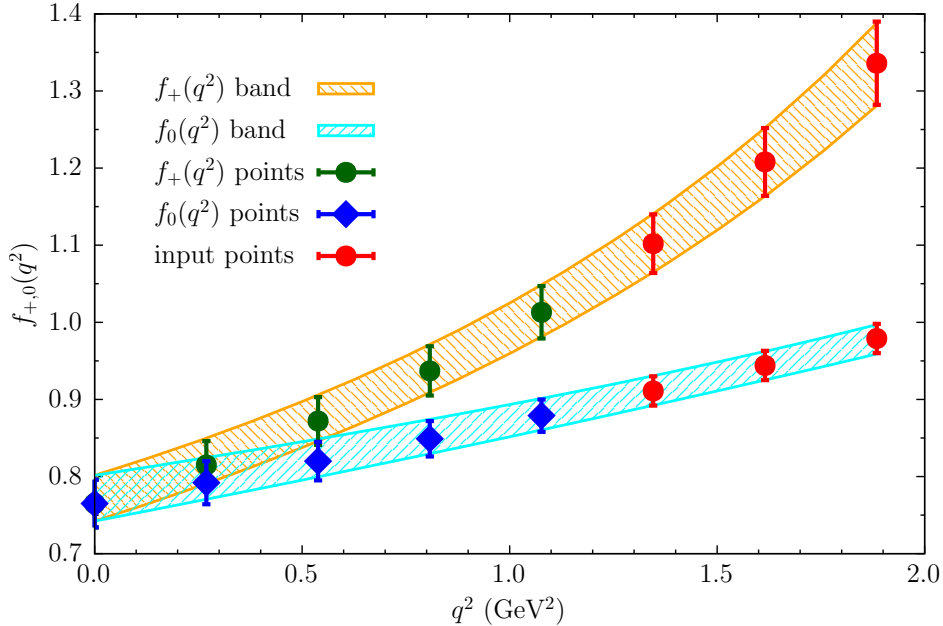


FIG. 10: The $D \rightarrow K$ form factors $f_+(q^2)$ (orange band) and $f_0(q^2)$ (cyan band) obtained in this work and in Ref. [47] (dots and diamonds). For each of the form factors, the three red points at the largest values of q^2 have been used as inputs for our study, while the five points at lower q^2 for each band are not. The latter ones are plotted in order to show the agreement between the lattice QCD data of Ref. [47] and the results for the FFs computed with our method.

the values of the mass renormalization constant (see Appendix B). For every branch we generate 100 bootstrap events in order to take into account the statistical uncertainties. We keep separate all the branches until the continuum and physical pion point is reached. There we combine the bootstrap events and also the branches using Eq. (28) of Ref. [66]. As extensively described in Ref. [47], the lattice data obtained using the three-point correlation functions with the insertion of vector and scalar densities are affected by non-negligible hypercubic effects, which break Lorentz symmetry. The latter ones can be sensibly reduced following the strategy of Ref. [47]. An example of this procedure is shown in Fig. 11. To implement this procedure, however, some functional form for subtracting hypercubic effects, and consequently some model dependence, was introduced.

For the $D \rightarrow K$ decay the lattice data of Ref. [47] (already interpolated to the physical charm and strange quark masses) cover indeed all the kinematical region in q^2 . The idea is to mimic what happens in lattice calculations of B decays where all the lattice data are concentrated at $q^2 \sim q_{max}^2$. Thus, we have chosen to use, for each form factor, only two points at large values of q^2 corresponding to the D -meson at rest, shown as red markers in Fig. 12. The great advantage of

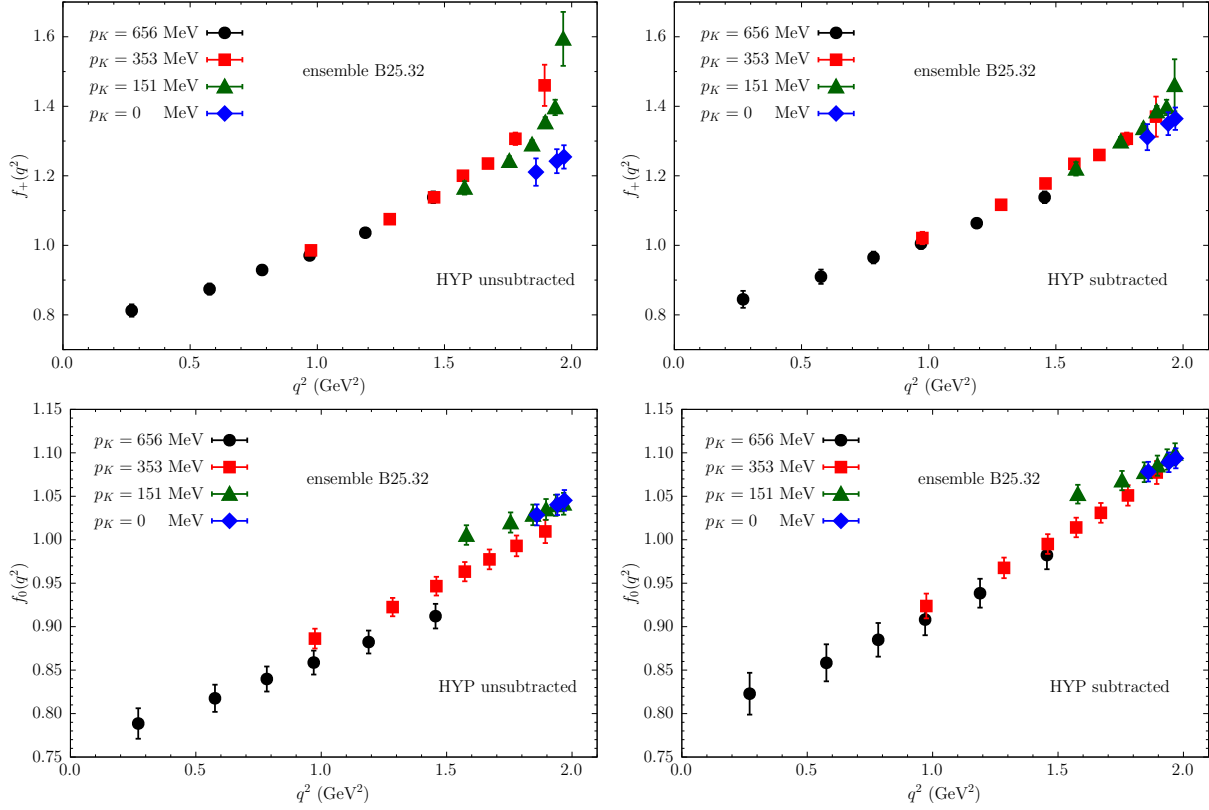


FIG. 11: The form factors $f_+(q^2)$ (upper panels) and $f_0(q^2)$ (lower panels) as a function of q^2 before (left panels) and after (right panels) the subtraction of the hypercubic terms for the ensemble B25.32. Different markers represent different values of the final state meson momentum. By Lorentz symmetry the extracted form factors should only depend on q^2 . This is not the case and an extra dependence on the value of the meson momentum is clearly visible beyond the statistical uncertainties. After the subtraction of the hypercubic terms this extra dependence is sensibly reduced. The form factors are already interpolated to the physical charm and strange quark masses.

studying the $D \rightarrow K$ decay is that we can compare our results obtained with the unitarity procedure to the ones obtained from a direct calculation of the form factors. We applied the matrix method described in the previous Sections to the determination of the FFS using 31 bins in q^2 in the range $[-0.5\text{GeV}^2, q_{max}^2]$. The susceptibilities $\chi_{0+,1-}$ are those computed non perturbatively for each ensemble in Section VII. They have been obtained by eliminating the one particle state both for χ_{0+} and χ_{1-} . Thus, the kinematical functions $\phi_{0(+)}$ have been modified accordingly to Eq. (42) by including respectively the D_s^* and the $D_0^*(2400)$ poles. Their masses have been calculated on the same ensembles in Section VII B (see Fig. 9).

To illustrate the procedure we show in Fig. 12 the comparison between our predictions for the

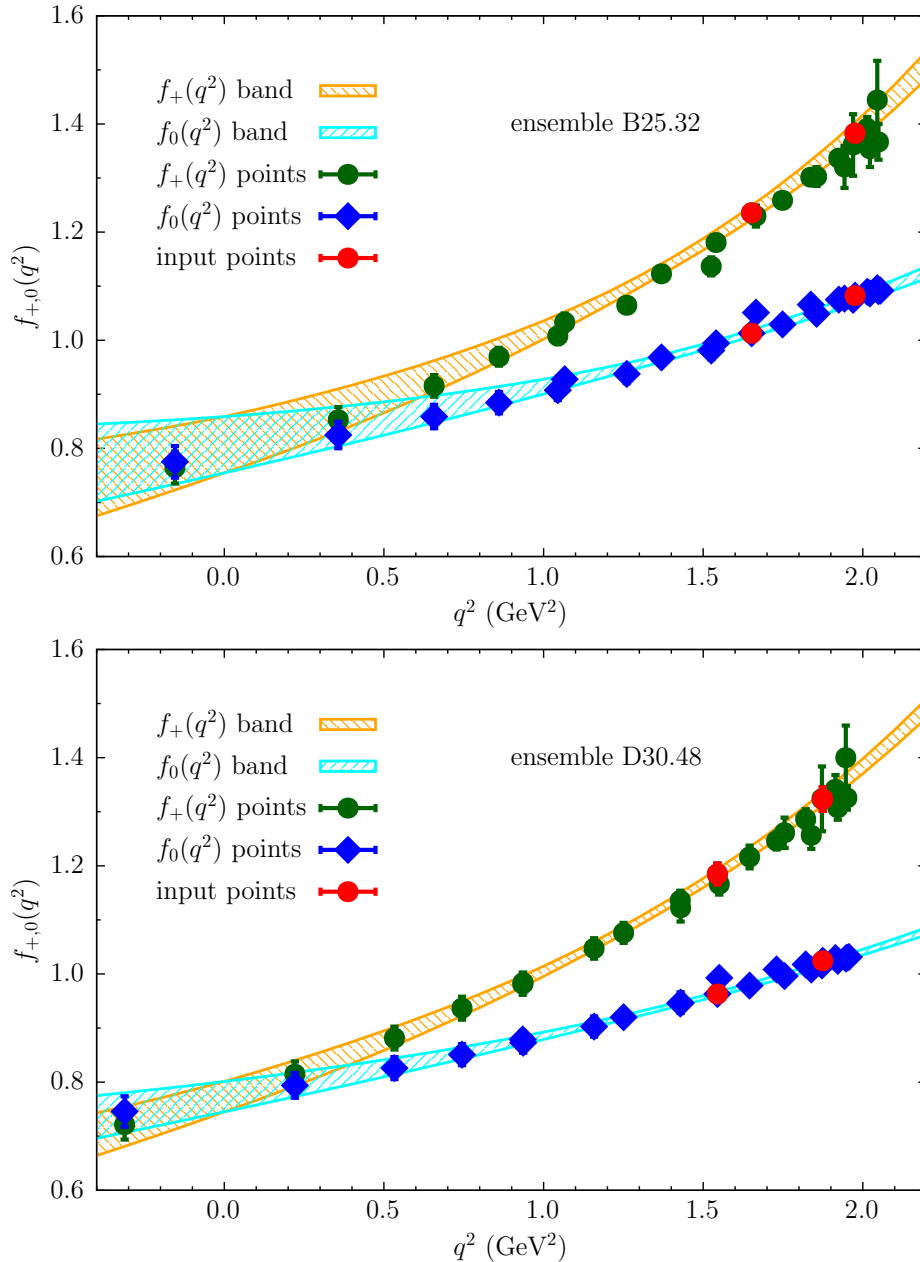


FIG. 12: The $D \rightarrow K$ form factors $f_+(q^2)$ (orange band) and $f_0(q^2)$ (cyan band) obtained in this work and in Ref. [47] (dots and diamonds) in the case of the ETMC ensembles B25.32 (upper panel) and D30.48 (lower panel). The red markers (two points at large values of q^2 for each form factor) have been used as inputs for our study, while the other ones are not. The lattice data of Ref. [47] are interpolated to the physical values of the charm and strange quark masses determined in Ref. [66].

allowed bands of the form factors, obtained by using as inputs only the points denoted as red markers at large q^2 , and the rest of the lattice points that are not used as input in our analysis in

the case of the ETMC ensembles B25.32 and D30.48 (see Appendix B). The agreement is excellent. These results suggest that it will be possible to obtain quite precise determinations of the form factors for B decays by combining form factors at large q^2 with the non perturbative calculation of the susceptibilities.

We now combine the results for all the ensembles and perform the extrapolation to the continuum limit and to the physical pion point adopting the following ansatz

$$f(q^2, m_\ell, a^2) = c_0 [1 + A^K \xi_\ell \log \xi_\ell + c_1 \xi_\ell + c_2 \xi_\ell^2 + c_3 a^2 + c_4 \xi_\ell a^2] , \quad (121)$$

where

$$\xi_\ell = \frac{2\mathcal{B}m_\ell}{16\pi^2\mathcal{F}^2} , \quad (122)$$

being m_ℓ the renormalized light-quark mass, and \mathcal{B} and \mathcal{F} the $SU(2)$ low-energy constants entering the chiral Lagrangian at leading order, whose values were determined in Ref. [66]. In the fitting procedure the parameters c_0, c_1, c_2, c_3 and c_4 , which depend on q^2 and on the form factor, are treated as free independent parameters for each bin in q^2 , and the correlations among the different bins are automatically taken into account by generating events within the jackknife/bootstrap procedure. Differently, the parameter A^K is the coefficient of the chiral-log. We have checked that it can be safely fixed at the value $A^K = 1/2$ predicted by the hard-pion $SU(2)$ chiral perturbation theory at $q^2 = 0$ (see Ref. [47]). For each value of q^2 the quality of the fit (121) with a total of 5 free parameters turns out to be quite good being $\chi^2/\text{d.o.f.} \sim 1$. We stress that no assumption has been made concerning the q^2 -dependence of the parameters appearing in Eq. (121).

At this point, we recombine the bootstrap events and the branches of the analysis to obtain the final results. In Fig. 13 we present the final bands for the vector and scalar form factors, extrapolated to the physical value of the pion mass and to the continuum limit. The bands agree with the results of Ref. [47] and exhibit a good precision. This demonstrates that the dispersive matrix method allows to determine the semileptonic form factors in their whole kinematical range with a quality comparable to the one obtained by the direct calculations, even if only a quite limited number of input lattice data for each FF (and the non-perturbative susceptibilities) are used³.

In Table VII we provide explicitly our final results for the vector and scalar form factors, computed at the eight values of q^2 adopted in Ref. [47], including their total uncertainties. The latter

³ We have explicitly checked that the results at $q^2 = 0$ shown in Fig. 12 are stable against the addition of (red) points provided they are taken in the large q^2 region.

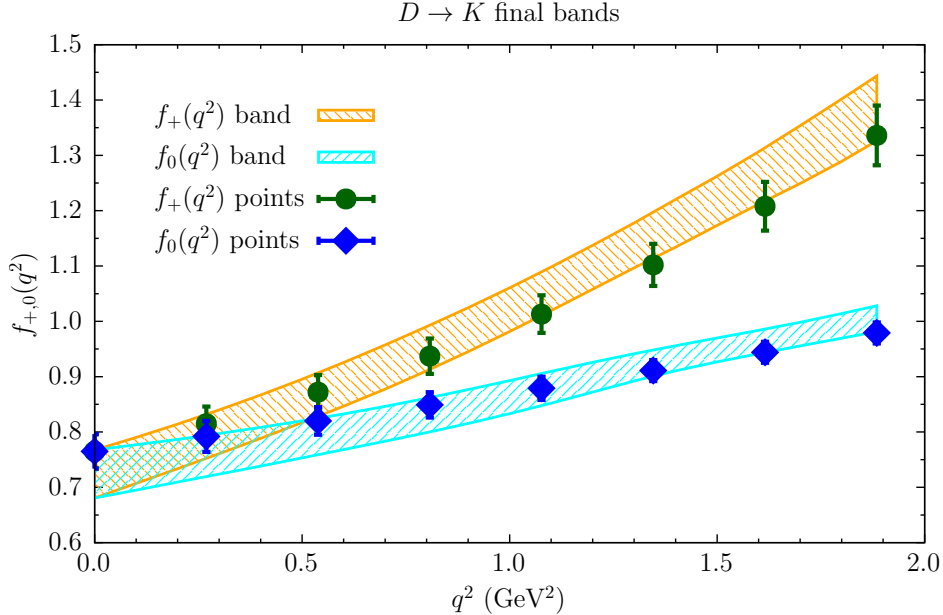


FIG. 13: Momentum dependence of the form factors $f_+(q^2)$ (orange band) and $f_0(q^2)$ (cyan band), extrapolated to the physical point and to the continuum limit, obtained using the dispersive matrix method of this work. The markers represent the lattice results computed in Ref. [47].

ones take into account: i) statistical Monte Carlo errors of the simulations and their propagation in the fitting procedure; ii) the chiral extrapolation, evaluated by combining the main results with the ones obtained by putting $c_2 = 0$ in Eq. (121); iii) the discretization effects, calculated by combining the main results with the ones obtained assuming $c_4 = 0$ in Eq. (121). Our results shown in Table VII are consistent within the uncertainties with the lattice data of Ref. [47].

To conclude we recall the advantages of the present method. The first point is that the determination of the form factors at values of q^2 where there isn't a direct lattice calculation does not assume any functional dependence of the FF on the momentum transfer. Indeed, the analysis at each bin in q^2 is independent of the others. In addition, the results obtained by using only two points in q^2 for each FF and the susceptibilities are of comparable precision with the direct lattice calculations in the full physical range of values of q^2 (see Fig. 12). We are confident that this will remain true for $B \rightarrow D^{(*)}$ or $B \rightarrow \pi$ decays, where it is much harder, if not impossible, to compute reliably the FFs at small q^2 . Last but not least, in this analysis we used non perturbative susceptibilities. In the future, we will investigate the use of susceptibilities at non zero momentum.

$q^2(\text{GeV}^2)$	$f_+(q^2) _{LQCD}$	$f_+(q^2)$	$f_0(q^2) _{LQCD}$	$f_0(q^2)$
0.0	0.765(31)	0.724(43)	0.765(31)	0.724(43)
0.2692	0.815(31)	0.790(40)	0.792(28)	0.754(37)
0.5385	0.872(31)	0.866(40)	0.820(25)	0.790(33)
0.8077	0.937(32)	0.953(40)	0.849(23)	0.831(31)
1.0769	1.013(34)	1.050(40)	0.879(21)	0.876(29)
1.3461	1.102(38)	1.155(42)	0.911(19)	0.924(24)
1.6154	1.208(44)	1.265(48)	0.944(19)	0.965(21)
1.8846	1.336(54)	1.384(58)	0.979(19)	1.005(23)

TABLE VII: *Final results of this work for the vector and scalar form factors extrapolated to the physical pion mass and to the continuum limit (third and fifth columns) evaluated at the eight values of q^2 adopted in Ref. [47]. The errors correspond to the sum in quadrature of the uncertainties related to statistical, chiral extrapolation and discretization effects (see text). For comparison the results of Refs. [47] are shown in the second and fourth columns.*

IX. CONCLUSIONS

In this work we have presented an extended study of two- and three-point correlation functions on the lattice, that together with known dispersive techniques [1]-[10] allows to constrain the lattice predictions for the form factors relevant to exclusive semileptonic decays. The constraints on the form factors have been implemented by using two-point functions computed in a non-perturbative way. Contrary to the perturbative calculation of the two-point function, this approach will allow in the future to use the unitarity constraints also at non zero momentum. We also introduced a straightforward, and simple to implement, treatment of the uncertainties. This includes the cases where kinematical constraints between form factors are present.

We have then applied the new method to the analysis of the lattice data of the semileptonic $D \rightarrow K$ decays obtained in Ref. [47]. We have used this example as a training ground for the method and we have shown that it is possible determine the form factors, in a model-independent way, in the region at low q^2 not accessible directly to lattice calculations, as it is the case of exclusive semileptonic B -meson decays. This was achieved by comparing the results of the method with the direct calculation of the form factors along the full kinematical range and allowed us to test the validity of the approach. The application to exclusive semileptonic B -meson decays will be presented elsewhere.

ACKNOWLEDGMENTS

We gratefully acknowledge very helpful discussions with G. D'Agostini and L. Lellouch. We acknowledge PRACE for awarding us access to Marconi at CINECA, Italy under the grant the PRACE project PRA067. We also acknowledge use of CPU time provided by CINECA under the specific initiative INFN-LQCD123. G.M. and S.S. thank MIUR (Italy) for partial support under the contract PRIN 2015. F.S. and S.S. are supported by the Italian Ministry of Research (MIUR) under grant PRIN 20172LNEEZ. F.S. is supported by INFN under GRANT73/CALAT. M.D.C. is supported in part by UK STFC grant ST/P000630/1.

Appendix A: Determinants and inequalities

In this appendix we give some formulae which are useful to simplify the numerical calculation of the determinants of the matrix \mathbf{M} and of the minors $\mathbf{M}^{(i,j)}$ discussed in Section III C. We consider explicitly the case of real matrices only, because in practice this is the standard case. The generalization to complex matrices is straightforward. With respect to Section III C we make use of the explicit expressions (37) of the inner products.

Let us start from the calculation of the determinant of the $N \times N$ matrix corresponding to the inner products $\langle g_{t_i} | g_{t_j} \rangle = 1/(1 - z_i z_j)$, where $z_i \equiv z(t_i, t_-)$ are assumed to be real numbers satisfying the conditions $z_i \neq z_j$ and $|z_i| < 1$ with $i, j = 1, 2, \dots, N$. Thus, we want to calculate the determinant of the following matrix

$$G \equiv \begin{pmatrix} \frac{1}{1-z_1^2} & \frac{1}{1-z_1 z_2} & \cdots & \frac{1}{1-z_1 z_N} \\ \frac{1}{1-z_2 z_1} & \frac{1}{1-z_2^2} & \cdots & \frac{1}{1-z_2 z_N} \\ \cdots & \cdots & \cdots & \cdots \\ \frac{1}{1-z_N z_1} & \frac{1}{1-z_N z_2} & \cdots & \frac{1}{1-z_N^2} \end{pmatrix}. \quad (\text{A1})$$

A simple evaluation by induction shows that

$$G^N(z_1, z_2, \dots, z_N) \equiv \det[G] = \frac{1}{\prod_{i=1}^N (1 - z_i^2)} \left(\prod_{i < j=1}^N \frac{z_i - z_j}{1 - z_i z_j} \right)^2, \quad (\text{A2})$$

where, in the case $N = 1$ it is understood that $\prod_{i < j=1}^N (\dots) \rightarrow 1$.

The matrix of which we want to calculate the determinant is given by Eq. (38) of Section III C,

namely it has the form

$$\mathbf{M} \equiv \begin{pmatrix} \chi & \phi f & \phi_1 f_1 & \phi_2 f_2 & \dots & \phi_N f_N \\ \phi f & \frac{1}{1-z_0^2} & \frac{1}{1-z_0 z_1} & \frac{1}{1-z_0 z_2} & \dots & \frac{1}{1-z_0 z_N} \\ \phi_1 f_1 & \frac{1}{1-z_1 z_0} & \frac{1}{1-z_1^2} & \frac{1}{1-z_1 z_2} & \dots & \frac{1}{1-z_1 z_N} \\ \phi_2 f_2 & \frac{1}{1-z_2 z_0} & \frac{1}{1-z_2 z_1} & \frac{1}{1-z_2^2} & \dots & \frac{1}{1-z_2 z_N} \\ \dots & \dots & \dots & \dots & \dots & \dots \\ \phi_N f_N & \frac{1}{1-z_N z_0} & \frac{1}{1-z_N z_1} & \frac{1}{1-z_N z_2} & \dots & \frac{1}{1-z_N^2} \end{pmatrix}, \quad (\text{A3})$$

where χ is the susceptibility that bounds the inner product $\langle \phi f | \phi f \rangle$ and, we remind, $\phi_i f_i$ corresponds to the scalar product $\langle \phi f | g_{t_i} \rangle$ for the known values of the form factor $f_i = f(z_i)$, whereas ϕf is the scalar product $\langle \phi f | g_t \rangle$ of the form factor $f(z(t))$ that we want to constrain. In order to use a compact notation let us indicate the values of the conformal variable z and of $\phi(z)f(z)$ as z_0 and $\phi_0 f_0$, respectively, so that in what follow the index i may run from 0 to N .

A simple evaluation by induction, as before, yields

$$\det[\mathbf{M}] = G^{(N+1)}(z_0, z_1, z_2, \dots, z_N) \left[\chi - \sum_{i=0}^N \phi_i^2 f_i^2 (1 - z_i^2) \left(\prod_{m \neq i=0}^N \frac{1 - z_i z_m}{z_i - z_m} \right)^2 + 2 \sum_{i < j=0}^N \phi_i f_i \phi_j f_j \frac{(1 - z_i^2)(1 - z_j^2)(1 - z_i z_j)}{(z_i - z_j)^2} \left(\prod_{m \neq (i,j)=0}^N \frac{1 - z_i z_m}{z_i - z_m} \frac{1 - z_j z_m}{z_j - z_m} \right) \right], \quad (\text{A4})$$

where

$$G^{(N+1)}(z, z_1, z_2, \dots, z_N) = \frac{1}{1 - z^2} \left(\prod_{i=1}^N \frac{z - z_i}{1 - z z_i} \right)^2 G^{(N)}(z_1, z_2, \dots, z_N). \quad (\text{A5})$$

The unitarity bounds for the (unknown) form factor f_0 result from the condition

$$\det[\mathbf{M}] = \alpha \phi_0^2 \left[-f_0^2 + 2\bar{\beta} f_0 - \bar{\beta}^2 + \bar{\gamma} \right] \geq 0, \quad (\text{A6})$$

which implies⁴

$$\bar{\beta} - \sqrt{\bar{\gamma}} \leq f_0 \leq \bar{\beta} + \sqrt{\bar{\gamma}}, \quad (\text{A7})$$

⁴ The relations of the coefficients $\bar{\beta}$ and $\bar{\gamma}$ with β and γ , defined in Eq. (45), are: $\bar{\beta} = -\beta/(\alpha\phi_0)$ and $\bar{\gamma} = (\beta^2 + \alpha\gamma)/(\alpha\phi_0)^2 = \Delta_1\Delta_2/(\alpha\phi_0)^2$.

where (after some algebraic manipulations)

$$\alpha \equiv G^{(N)}(z_1, z_2, \dots, z_N) \geq 0, \quad (\text{A8})$$

$$\bar{\beta} = \frac{1}{\phi_0 d_0} \sum_{j=1}^N f_j \phi_j d_j \frac{1 - z_j^2}{z_0 - z_j}, \quad (\text{A9})$$

$$\bar{\gamma} = \frac{1}{1 - z_0^2} \frac{1}{\phi_0^2 d_0^2} (\chi - \bar{\chi}), \quad (\text{A10})$$

$$\bar{\chi} = \sum_{i,j=1}^N f_i f_j \phi_i d_i \phi_j d_j \frac{(1 - z_i^2)(1 - z_j^2)}{1 - z_i z_j}, \quad (\text{A11})$$

with

$$d_0 \equiv \prod_{m=1}^N \frac{1 - z_0 z_m}{z_0 - z_m}, \quad (\text{A12})$$

$$d_j \equiv \prod_{m \neq j=1}^N \frac{1 - z_j z_m}{z_j - z_m}. \quad (\text{A13})$$

Unitarity is satisfied only when $\bar{\gamma} \geq 0$, which implies $\chi \geq \bar{\chi}$. Note that d_0 and ϕ_0 depend on z_0 , while the quantities d_j and ϕ_j with $j = 1, 2, \dots, N$ do not. Thus, the values of $\bar{\beta}$ and $\bar{\gamma}$ depend on z_0 , while the value of $\bar{\chi}$ does not depend on z_0 and it depends only on the set of input data. Consequently, the unitarity condition $\chi \geq \bar{\chi}$ does not depend on z_0 .

Note that:

- When z_0 goes toward one of the known values z_j , let's say $z_0 \rightarrow z_{j^*}$, one has $d_0 \rightarrow d_{j^*} (1 - z_{j^*}^2) / (z_0 - z_{j^*}) [1 + \mathcal{O}(z_0 - z_{j^*})]$, so that one gets (as expected)

$$\bar{\beta} \rightarrow f_{j^*}, \quad (\text{A14})$$

$$\bar{\gamma} \rightarrow 0. \quad (\text{A15})$$

- By expanding the factor $1/(1 - z_i z_j)$ in Eq. (A11) for $|z_i| < 1$ one has

$$\bar{\chi} = \sum_{k=0}^{\infty} \left[\sum_{i=1}^N f_i \phi_i d_i (1 - z_i^2) z_i^k \right]^2, \quad (\text{A16})$$

which implies $\bar{\chi} \geq 0$.

- Since in terms of the squared 4-momentum transfer t the variable z_0 is given by

$$z_0 = \frac{\sqrt{t_+ - t} - \sqrt{t_+ - t_-}}{\sqrt{t_+ - t} + \sqrt{t_+ - t_-}} \quad (\text{A17})$$

the annihilation threshold $t = t_+$ corresponds to $z_0 = -1$, while $t \rightarrow -\infty$ corresponds to $z_0 = 1$. From Eq. (A10) it follows that unitarity may have no predictive power (i.e. $\bar{\gamma} \rightarrow \infty$) both at the annihilation threshold t_+ and for $t \rightarrow -\infty$.

Appendix B: Simulation details

The gauge ensembles used in this work have been generated by ETMC with $N_f = 2 + 1 + 1$ dynamical quarks, which include in the sea, besides two light mass-degenerate quarks ($m_u = m_d = m_{ud}$), also the strange and the charm quarks with masses close to their physical values [48, 49]. The ensembles are the same adopted to determine the up, down, strange and charm quark masses in Ref. [66] and the bottom quark mass in Ref. [67].

In the ETMC setup the Iwasaki action [68] for the gluons and the Wilson maximally twisted-mass action [56–58] for the sea quarks are employed. Three values of the inverse bare lattice coupling β and different lattice volumes are considered, as it is shown in Table VIII, where the number of configurations analyzed (N_{cfg}) corresponds to a separation of 20 trajectories.

At each lattice spacing different values of the light sea quark mass are considered, and the light valence and sea quark masses are always taken to be degenerate, i.e. $m_{ud}^{sea} = m_{ud}^{val} = m_{ud}$. In order to avoid the mixing of strange and charm quarks in the valence sector we adopt a non-unitary set up in which the valence strange and charm quarks are regularized as Osterwalder-Seiler fermions [69], while the valence up and down quarks have the same action of the sea. Working at maximal twist such a setup guarantees an automatic $\mathcal{O}(a)$ -improvement [58, 70]. Quark masses are renormalized through the RC $Z_m = 1/Z_P$, computed non-perturbatively using the RI'-MOM scheme (see Ref. [66]).

The lattice scale is determined using the experimental value of f_{π^+} so that the values of the lattice spacing are $a = 0.0885(36)$, $0.0815(30)$, $0.0619(18)$ fm at $\beta = 1.90$, 1.95 and 2.10 , respectively, the lattice size goes from $\simeq 2$ to $\simeq 3$ fm.

The physical up/down, strange and charm quark masses are obtained by using the experimental values for M_π , M_K and M_{D_s} , obtaining [66] $m_{ud}^{phys} = 3.72(17)$ MeV, $m_s^{phys} = 99.6(4.3)$ MeV and $m_c^{phys} = 1.176(39)$ GeV in the $\overline{\text{MS}}$ scheme at a renormalization scale of 2 GeV. We have considered three values of the valence quark mass in both the charm and the strange sectors, which are needed to interpolate smoothly to the corresponding physical strange and charm regions. The valence quark masses are in the following ranges: $3m_{ud}^{phys} \lesssim m_{ud} \lesssim 12m_{ud}^{phys}$, $0.7m_s^{phys} \lesssim m_s \lesssim 1.2m_s^{phys}$ and $0.7m_c^{phys} \lesssim m_c \lesssim 1.1m_c^{phys}$.

ensemble	β	V/a^4	N_{cfg}	$a\mu_{ud}$	$a\mu_s$	$a\mu_c$		
A30.32	1.90	$32^3 \times 64$	150	0.0030	{0.0180,	{0.21256,		
A40.32			150	0.0040			0.0220,	0.25000,
A50.32			150	0.0050			0.0260}	0.29404}
A40.24		$24^3 \times 48$	150	0.0040				
A60.24			150	0.0060				
A80.24			150	0.0080				
A100.24			150	0.0100				
B25.32	1.95	$32^3 \times 64$	150	0.0025	{0.0155,	{0.18705,		
B35.32			150	0.0035			0.0190,	0.22000,
B55.32			150	0.0055			0.0225}	0.25875}
B75.32			75	0.0075				
B85.24		$24^3 \times 48$	150	0.0085				
D15.48	2.10	$48^3 \times 96$	90	0.0015	{0.0123,	{0.14454,		
D20.48			90	0.0020			0.0150,	0.17000,
D30.48			90	0.0030			0.0177}	0.19995}

TABLE VIII: Values of the valence-quark bare masses in the light ($a\mu_{ud}$), strange ($a\mu_s$) and charm ($a\mu_c$) regions considered for the 15 ETMC gauge ensembles with $N_f = 2 + 1 + 1$ dynamical quarks (see Ref. [66]). N_{cfg} stands for the number of (uncorrelated) gauge configurations used in this work.

In Ref. [66] eight branches of the analysis were considered. They differ in:

- the continuum extrapolation adopting for the matching of the lattice scale either the Sommer parameter r_0 or the mass of a fictitious P-meson made up of two valence strange(charm)-like quarks;
- the chiral extrapolation performed with fitting functions chosen to be either a polynomial expansion or a Chiral Perturbation Theory (ChPT) Ansatz in the light-quark mass;
- the choice between the methods M1 and M2, which differ by $\mathcal{O}(a^2)$ effects, used to determine the mass RC $Z_m = 1/Z_P$ in the RI'-MOM scheme.

In the present analysis we will make use of the input parameters corresponding to each of the eight branches of Ref. [66]. The central values and the errors of the input parameters, evaluated using

bootstrap samplings with $\mathcal{O}(100)$ events, are collected in Tables IX and X. Throughout this work all the results obtained within the above branches are averaged according to Eq. (28) of Ref. [66].

	β	1 st	2 nd	3 rd	4 th	1 st – 4 th
$a^{-1}(\text{GeV})$	1.90	2.224(68)	2.192(75)	2.269(86)	2.209(84)	2.224(84)
	1.95	2.416(63)	2.381(73)	2.464(85)	2.400(83)	2.415(82)
	2.10	3.184(59)	3.137(64)	3.248(75)	3.163(75)	3.183(80)
$m_{ud}^{phys}(\text{GeV})$		0.00372(13)	0.00386(17)	0.00365(10)	0.00375(13)	0.00375(16)
$m_s^{phys}(\text{GeV})$		0.1014(43)	0.1023(39)	0.0992(29)	0.1007(32)	0.1009(38)
$m_c^{phys}(\text{GeV})$		1.183(34)	1.193(28)	1.177(25)	1.219(21)	1.193(32)

	β	5 th	6 th	7 th	8 th	5 th – 8 th
$a^{-1}(\text{GeV})$	1.90	2.222(67)	2.195(75)	2.279(89)	2.219(87)	2.229(86)
	1.95	2.414(61)	2.384(73)	2.475(88)	2.411(86)	2.421(85)
	2.10	3.181(57)	3.142(64)	3.262(79)	3.177(78)	3.191(83)
$m_{ud}^{phys}(\text{GeV})$		0.00362(12)	0.00377(16)	0.00354(9)	0.00363(12)	0.00364(15)
$m_s^{phys}(\text{GeV})$		0.0989(44)	0.0995(39)	0.0962(27)	0.0975(30)	0.0980(38)
$m_c^{phys}(\text{GeV})$		1.150(35)	1.158(27)	1.144(29)	1.182(19)	1.159(32)

TABLE IX: *The input parameters for the eight branches of the analysis of Ref. [66]. The renormalized quark masses are given in the $\overline{\text{MS}}$ scheme at a renormalization scale of 2 GeV. The last columns represent the averages of the previous four columns (according to Eq. (28) of Ref. [66]). With respect to Ref. [66] the table includes an update of the values of the lattice spacing and, consequently, of all the other quantities.*

Besides the RC Z_P we need the RC's of other bilinear quark operators, namely Z_V , Z_A and Z_S related respectively to the vector, axial-vector and scalar currents. They have been evaluated in the Appendix of Ref. [66] in the RI'-MOM scheme for Z_A and Z_S , while for Z_V we adopt its determination based on the vector WI identity.

-
- [1] S. Okubo, Phys. Rev. D **3** (1971), 2807-2813 doi:10.1103/PhysRevD.3.2807
[2] S. Okubo, Phys. Rev. D **4** (1971), 725-733 doi:10.1103/PhysRevD.4.725
[3] S. Okubo and I. F. Shih, Phys. Rev. D **4** (1971), 2020-2029 doi:10.1103/PhysRevD.4.2020
[4] C. G. Boyd, B. Grinstein and R. F. Lebed, Phys. Lett. B **353** (1995), 306-312 doi:10.1016/0370-2693(95)00480-9 [arXiv:hep-ph/9504235 [hep-ph]].

	1 st – 4 th branches			5 th – 8 th branches		
	$\beta = 1.90$	$\beta = 1.95$	$\beta = 2.10$	$\beta = 1.90$	$\beta = 1.95$	$\beta = 2.10$
Z_V	0.5920(4)	0.6095(3)	0.6531(2)	0.5920(4)	0.6095(3)	0.6531(2)
Z_A	0.731(8)	0.737(5)	0.762(4)	0.703(2)	0.714(2)	0.752(2)
Z_P	0.529(7)	0.509(3)	0.516(3)	0.573(4)	0.544(2)	0.542(1)
Z_S	0.747(12)	0.713(9)	0.700(6)	0.877(3)	0.822(2)	0.749(3)

TABLE X: Values of the RCs using the vector WI for Z_V and the RI-MOM scheme for the others bilinear. The values and uncertainties have been obtained from the eight branches of the analysis. The scale-dependent RCs Z_P and Z_S are given in the $\overline{\text{MS}}$ scheme at a renormalization scale of 2 GeV. The results are slightly different from those of Ref. [66] since they include an update of the values of the lattice spacing and, consequently, of all the other quantities.

- [5] C. G. Boyd, B. Grinstein and R. F. Lebed, Nucl. Phys. B **461** (1996), 493-511 doi:10.1016/0550-3213(95)00653-2 [arXiv:hep-ph/9508211 [hep-ph]].
- [6] C. G. Boyd, B. Grinstein and R. F. Lebed, Phys. Rev. D **56** (1997), 6895-6911 doi:10.1103/PhysRevD.56.6895 [arXiv:hep-ph/9705252 [hep-ph]].
- [7] I. Caprini and M. Neubert, Phys. Lett. B **380** (1996), 376-384 doi:10.1016/0370-2693(96)00509-6 [arXiv:hep-ph/9603414 [hep-ph]].
- [8] I. Caprini, L. Lellouch and M. Neubert, Nucl. Phys. B **530** (1998), 153-181 doi:10.1016/S0550-3213(98)00350-2 [arXiv:hep-ph/9712417 [hep-ph]].
- [9] C. Bourrely, B. Machet and E. de Rafael, Chromodynamics,” Nucl. Phys. B **189** (1981), 157-181 doi:10.1016/0550-3213(81)90086-9
- [10] L. Lellouch, Nucl. Phys. B **479** (1996), 353-391 doi:10.1016/0550-3213(96)00443-9.
- [11] Y. S. Amhis *et al.* [HFLAV], Eur. Phys. J. C **81** (2021) no.3, 226 doi:10.1140/epjc/s10052-020-8156-7 [arXiv:1909.12524 [hep-ex]].
- [12] P. Gambino and C. Schwanda, Phys. Rev. D **89** (2014) no.1, 014022 doi:10.1103/PhysRevD.89.014022 [arXiv:1307.4551 [hep-ph]].
- [13] A. Alberti, P. Gambino, K. J. Healey and S. Nandi, Phys. Rev. Lett. **114** (2015) no.6, 061802 doi:10.1103/PhysRevLett.114.061802 [arXiv:1411.6560 [hep-ph]].
- [14] C. Alpigiani, A. Bevan, M. Bona, M. Ciuchini, D. Derkach, E. Franco, V. Lubicz, G. Martinelli, F. Parodi and M. Pierini, *et al.* [arXiv:1710.09644 [hep-ph]].
- [15] Y. Amhis *et al.* [HFLAV], Eur. Phys. J. C **77** (2017) no.12, 895 doi:10.1140/epjc/s10052-017-5058-4 [arXiv:1612.07233 [hep-ex]].
- [16] J. P. Lees *et al.* [BaBar], Phys. Rev. Lett. **109** (2012), 101802 doi:10.1103/PhysRevLett.109.101802 [arXiv:1205.5442 [hep-ex]].

- [17] J. P. Lees *et al.* [BaBar], Phys. Rev. D **88** (2013) no.7, 072012 doi:10.1103/PhysRevD.88.072012 [arXiv:1303.0571 [hep-ex]].
- [18] R. Aaij *et al.* [LHCb], Phys. Rev. Lett. **115** (2015) no.11, 111803 doi:10.1103/PhysRevLett.115.111803 [arXiv:1506.08614 [hep-ex]].
- [19] M. Huschle *et al.* [Belle], Phys. Rev. D **92** (2015) no.7, 072014 doi:10.1103/PhysRevD.92.072014 [arXiv:1507.03233 [hep-ex]].
- [20] Y. Sato *et al.* [Belle], Phys. Rev. D **94** (2016) no.7, 072007 doi:10.1103/PhysRevD.94.072007 [arXiv:1607.07923 [hep-ex]].
- [21] S. Hirose *et al.* [Belle], Phys. Rev. Lett. **118** (2017) no.21, 211801 doi:10.1103/PhysRevLett.118.211801 [arXiv:1612.00529 [hep-ex]].
- [22] R. Aaij *et al.* [LHCb], Phys. Rev. Lett. **120** (2018) no.17, 171802 doi:10.1103/PhysRevLett.120.171802 [arXiv:1708.08856 [hep-ex]].
- [23] S. Hirose *et al.* [Belle], Phys. Rev. D **97** (2018) no.1, 012004 doi:10.1103/PhysRevD.97.012004 [arXiv:1709.00129 [hep-ex]].
- [24] R. Aaij *et al.* [LHCb], Phys. Rev. D **97** (2018) no.7, 072013 doi:10.1103/PhysRevD.97.072013 [arXiv:1711.02505 [hep-ex]].
- [25] A. Crivellin and S. Pokorski, Phys. Rev. Lett. **114** (2015) no.1, 011802 doi:10.1103/PhysRevLett.114.011802 [arXiv:1407.1320 [hep-ph]].
- [26] F. U. Bernlochner, Z. Ligeti, M. Papucci and D. J. Robinson, Phys. Rev. D **95** (2017) no.11, 115008 doi:10.1103/PhysRevD.95.115008 [arXiv:1703.05330 [hep-ph]].
- [27] F. U. Bernlochner, Z. Ligeti, M. Papucci and D. J. Robinson, Phys. Rev. D **96** (2017) no.9, 091503 doi:10.1103/PhysRevD.96.091503 [arXiv:1708.07134 [hep-ph]].
- [28] M. Jung and D. M. Straub, JHEP **01** (2019), 009 doi:10.1007/JHEP01(2019)009 [arXiv:1801.01112 [hep-ph]].
- [29] P. Colangelo and F. De Fazio, JHEP **06** (2018), 082 doi:10.1007/JHEP06(2018)082 [arXiv:1801.10468 [hep-ph]].
- [30] A. Azatov, D. Bardhan, D. Ghosh, F. Sgarlata and E. Venturini, JHEP **11** (2018), 187 doi:10.1007/JHEP11(2018)187 [arXiv:1805.03209 [hep-ph]].
- [31] F. Feruglio, P. Paradisi and O. Sumensari, JHEP **11** (2018), 191 doi:10.1007/JHEP11(2018)191 [arXiv:1806.10155 [hep-ph]].
- [32] M. Bordone, M. Jung and D. van Dyk, Eur. Phys. J. C **80** (2020) no.2, 74 doi:10.1140/epjc/s10052-020-7616-4 [arXiv:1908.09398 [hep-ph]].
- [33] M. Bordone, N. Gubernari, D. van Dyk and M. Jung, Eur. Phys. J. C **80** (2020) no.4, 347 doi:10.1140/epjc/s10052-020-7850-9 [arXiv:1912.09335 [hep-ph]].
- [34] C. Bobeth, D. van Dyk, M. Bordone, M. Jung and N. Gubernari, [arXiv:2104.02094 [hep-ph]].
- [35] M. Ciuchini, M. Fedele, E. Franco, A. Paul, L. Silvestrini and M. Valli, Phys. Rev. D **103** (2021) no.1, 015030 doi:10.1103/PhysRevD.103.015030 [arXiv:2011.01212 [hep-ph]].

- [36] S. Aoki *et al.* [Flavour Lattice Averaging Group], *Eur. Phys. J. C* **80** (2020) no.2, 113 doi:10.1140/epjc/s10052-019-7354-7 [arXiv:1902.08191 [hep-lat]].
- [37] P. A. Zyla *et al.* [Particle Data Group], *PTEP* **2020** (2020) no.8, 083C01 doi:10.1093/ptep/ptaa104
- [38] H. Na *et al.* [HPQCD], *Phys. Rev. D* **92** (2015) no.5, 054510 doi:10.1103/PhysRevD.93.119906 [arXiv:1505.03925 [hep-lat]].
- [39] J. A. Bailey *et al.* [MILC], *Phys. Rev. D* **92** (2015) no.3, 034506 doi:10.1103/PhysRevD.92.034506 [arXiv:1503.07237 [hep-lat]].
- [40] T. Kaneko *et al.* [JLQCD], *PoS LATTICE2019* (2019), 139 doi:10.22323/1.363.0139 [arXiv:1912.11770 [hep-lat]].
- [41] A. V. Avilés-Casco *et al.* [Fermilab Lattice and MILC], *PoS LATTICE2019* (2019), 049 doi:10.22323/1.363.0049 [arXiv:1912.05886 [hep-lat]].
- [42] J. Harrison *et al.* [HPQCD], *Phys. Rev. D* **97** (2018) no.5, 054502 doi:10.1103/PhysRevD.97.054502 [arXiv:1711.11013 [hep-lat]].
- [43] E. McLean, C. T. H. Davies, J. Koponen and A. T. Lytle, *Phys. Rev. D* **101** (2020) no.7, 074513 doi:10.1103/PhysRevD.101.074513 [arXiv:1906.00701 [hep-lat]].
- [44] J. M. Flynn, R. C. Hill, A. Jüttner, A. Soni, J. T. Tsang and O. Witzel, [arXiv:2012.04323 [hep-ph]].
- [45] G. D’Agostini, [arXiv:2001.03466 [physics.data-an]].
- [46] G. D’Agostini, [arXiv:2001.07562 [physics.data-an]].
- [47] V. Lubicz *et al.* [ETM], *Phys. Rev. D* **96** (2017) no.5, 054514 doi:10.1103/PhysRevD.96.054514 [arXiv:1706.03017 [hep-lat]].
- [48] R. Baron *et al.* [ETM Coll.], *JHEP* **1006** (2010) 111 doi:10.1007/JHEP06(2010)111 [arXiv:1004.5284 [hep-lat]].
- [49] R. Baron *et al.* [ETM Coll.], *PoS LATTICE 2010* (2010) 123 [arXiv:1101.0518 [hep-lat]].
- [50] D. Bigi, P. Gambino and S. Schacht, *JHEP* **11** (2017), 061 doi:10.1007/JHEP11(2017)061 [arXiv:1707.09509 [hep-ph]].
- [51] D. Bernecker and H. B. Meyer, *Eur. Phys. J. A* **47** (2011), 148 doi:10.1140/epja/i2011-11148-6 [arXiv:1107.4388 [hep-lat]].
- [52] D. Giusti, V. Lubicz, G. Martinelli, F. Sanfilippo and S. Simula, *JHEP* **10** (2017), 157 doi:10.1007/JHEP10(2017)157 [arXiv:1707.03019 [hep-lat]].
- [53] M. Bochicchio, L. Maiani, G. Martinelli, G. C. Rossi and M. Testa, *Nucl. Phys. B* **262** (1985), 331 doi:10.1016/0550-3213(85)90290-1
- [54] B. Sheikholeslami and R. Wohlert, *Nucl. Phys. B* **259** (1985), 572 doi:10.1016/0550-3213(85)90002-1
- [55] M. Luscher, S. Sint, R. Sommer and P. Weisz, *Nucl. Phys. B* **478** (1996), 365-400 doi:10.1016/0550-3213(96)00378-1 [arXiv:hep-lat/9605038 [hep-lat]].
- [56] R. Frezzotti *et al.* [Alpha Collaboration], *JHEP* **0108** (2001) 058 [hep-lat/0101001].
- [57] R. Frezzotti and G.C. Rossi, *Nucl. Phys. Proc. Suppl.* **128** (2004) 193 [hep-lat/0311008].
- [58] R. Frezzotti and G. C. Rossi, *JHEP* **0408** (2004) 007 doi:10.1088/1126-6708/2004/08/007 [hep-

- lat/0306014].
- [59] D. B. Kaplan, Phys. Lett. B **288** (1992), 342-347 doi:10.1016/0370-2693(92)91112-M [arXiv:hep-lat/9206013 [hep-lat]].
 - [60] F. Burger, G. Hotzel, K. Jansen and M. Petschlies, JHEP **03** (2015), 073 doi:10.1007/JHEP03(2015)073 [arXiv:1412.0546 [hep-lat]].
 - [61] M. Constantinou, M. Costa, M. Göckeler, R. Horsley, H. Panagopoulos, H. Perlt, P. E. L. Rakow, G. Schierholz and A. Schiller, Phys. Rev. D **87** (2013) no.9, 096019 doi:10.1103/PhysRevD.87.096019 [arXiv:1303.6776 [hep-lat]].
 - [62] M. Foster *et al.* [UKQCD Coll.], Phys. Rev. D **59** (1999) 074503 doi:10.1103/PhysRevD.59.074503 [hep-lat/9810021].
 - [63] C. McNeile *et al.* [UKQCD Coll.], Phys. Rev. D **73** (2006) 074506 doi:10.1103/PhysRevD.73.074506 [hep-lat/0603007].
 - [64] V. Lubicz *et al.* [ETM], Phys. Rev. D **96** (2017) no.3, 034524 doi:10.1103/PhysRevD.96.034524 [arXiv:1707.04529 [hep-lat]].
 - [65] N. Carrasco, P. Dimopoulos, R. Frezzotti, P. Lami, V. Lubicz, F. Nazzaro, E. Picca, L. Riggio, G. C. Rossi and F. Sanfilippo, *et al.* Phys. Rev. D **91** (2015) no.5, 054507 doi:10.1103/PhysRevD.91.054507 [arXiv:1411.7908 [hep-lat]].
 - [66] N. Carrasco *et al.* [ETM Coll.], Nucl. Phys. B **887** (2014) 19 doi:10.1016/j.nuclphysb.2014.07.025 [arXiv:1403.4504 [hep-lat]].
 - [67] A. Bussone *et al.* [ETM Coll.], Phys. Rev. D **93** (2016) no.11, 114505 doi:10.1103/PhysRevD.93.114505 [arXiv:1603.04306 [hep-lat]].
 - [68] Y. Iwasaki, Nucl. Phys. B **258** (1985) 141.
 - [69] K. Osterwalder and E. Seiler, Annals Phys. **110** (1978), 440 doi:10.1016/0003-4916(78)90039-8
 - [70] R. Frezzotti and G.C. Rossi, JHEP **0410** (2004) 070 [hep-lat/0407002].