

Solvability of Discrete Helmholtz Equations

Maximilian Bernkopf ^{*} Stefan Sauter [†] Céline Torres [‡]
Alexander Veit [§]

May 7, 2021

Abstract

We study the unique solvability of the discretized Helmholtz problem with Robin boundary conditions using a conforming Galerkin hp -finite element method. Well-posedness of the discrete equations is typically investigated by applying a compact perturbation to the continuous Helmholtz problem so that a “sufficiently rich” discretization results in a “sufficiently small” perturbation of the continuous problem and well-posedness is inherited via Fredholm’s alternative. The qualitative notion “sufficiently rich”, however, involves unknown constants and is only of asymptotic nature.

Our paper is focussed on a fully discrete approach by mimicking the tools for proving well-posedness of the continuous problem *directly* on the discrete level. In this way, a computable criterion is derived which certifies discrete well-posedness without relying on an asymptotic perturbation argument. By using this novel approach we obtain a) new stability results for the hp -FEM for the Helmholtz problem b) examples for meshes such that the discretization becomes unstable (stiffness matrix is singular), and c) a simple checking Algorithm MOTZ “marching-of-the-zeros” which guarantees in an a posteriori way that a given mesh is certified for a stable Helmholtz discretization.

AMS Subject Classification: 35J05, 65N12, 65N30, 65N50.

Key Words: Helmholtz equation at high wave number, adaptive mesh generation, pre-asymptotic stability, hp -finite elements, a posteriori stability.

^{*}maximilian.bernkopf@asc.tuwien.ac.at, Institute for Analysis and Scientific Computing, TU Wien, Wiedner Hauptstr. 8-10, A-1040 Vienna, Austria

[†]stas@math.uzh.ch, Institut für Mathematik, Universität Zürich, Winterthurerstr. 190, CH-8057 Zürich, Switzerland

[‡]celine.torres@math.uzh.ch, Institut für Mathematik, Universität Zürich, Winterthurerstr. 190, CH-8057 Zürich, Switzerland

[§]alexander_veit@hms.harvard.edu, Department of Biomedical Informatics, Harvard Medical School, 25 Shattuck St, Boston, MA 02115, USA

1 Introduction

In this paper, we consider the numerical discretization of the Helmholtz problem for modelling acoustic wave propagation in a bounded Lipschitz domain $\Omega \subset \mathbb{R}^d$, $d = 1, 2$, with boundary $\Gamma := \partial\Omega$. Robin boundary conditions are imposed on Γ and the strong form is given by

$$\begin{aligned} -\Delta u - k^2 u &= f && \text{in } \Omega, \\ \frac{\partial u}{\partial \mathbf{n}} - i k u &= g && \text{on } \partial\Omega. \end{aligned}$$

Here, \mathbf{n} denotes the outer normal vector and $k \in \mathbb{R} \setminus \{0\}$ is the wave number. It is well known that the weak formulation of this problem is well-posed; the proof is based on Fredholm's alternative in combination with the unique continuation principle (u.c.p.) (see, e.g., [8]).

We consider the discretization of this equation (in variational form) by a conforming Galerkin method. The proof of well-posedness for this discretization goes back to [16] and is based on a perturbation argument: the subspace which defines the Galerkin discretization has to be sufficiently "rich" in the sense that a certain adjoint approximation property holds. However, this adjoint approximation property contains a constant which is a priori unknown. The existing analysis gives insights into how the parameters defining the Galerkin space should be chosen *asymptotically* but does not answer the question whether, for a concrete finite dimensional space, the corresponding Galerkin discretization has a unique solution.

In one spatial dimension on quasi-uniform grids the condition $kh \leq C_{\text{res}}$, for some sufficiently small *minimal resolution constant* $C_{\text{res}} = O(1)$, ensures unique solvability of the Galerkin discretization. This result is proved for linear finite elements on uniform meshes with $C_{\text{res}} = 1$ in [5, Thm. 4] and for the *hp* version of the finite element method on uniform 1D meshes with $C_{\text{res}} < \pi$ in [6, Thm. 3.3]. On the other hand, employing piecewise linear finite elements in two or more spatial dimensions, a straightforward application of the Schatz argument leads to the much more restrictive condition: $k^2 h \leq C_{\text{res}}$ for C_{res} sufficiently small. For piecewise linear elements in spatial dimension two or three this result can be improved: if the computational domain Ω is a convex polygon/polyhedron, the condition " $k^3 h^2 \leq C_{\text{res}}$ for sufficiently small $C_{\text{res}} = O(1)$ " ensures stability (see [21, Thm. 6.1]). For the *hp*-finite element method, the analysis in [12], [13] leads to the condition " $kh/p \leq C_{\text{res}}$ for C_{res} sufficiently small provided the polynomial degree satisfies $p \gtrsim \log k$ ".

Since no sharp bounds for the resolution constant C_{res} are available for general conforming finite element meshes in 2D and 3D such estimates have merely qualitative and asymptotic character. This drawback was the motivation for the development of many novel discretization techniques by either modifying the original sesquilinear form or employing a discontinuous Galerkin discretization. Such discretizations have in common that the discrete problem is always well-posed – however, the convergence and accuracy typically are not improved compared to the conforming Galerkin discretization.

We do not go into the details of such methods because our focus in this paper is on the question whether the conforming Galerkin discretization of the Helmholtz problem with Robin boundary conditions can lead to a system matrix which is singular and how to define a computable criterion to guarantee that for a given mesh the conforming Galerkin discretiza-

tion is stable. Such an approach can be also viewed as a novel a posteriori strategy: the goal is not to improve accuracy but to improve stability without requiring that a discrete solution exists. We mention here that a posteriori error estimators for Helmholtz problem exist in the literature [4], [15], [7], [2]. However, all these error estimators are fully reliable and efficient only if a resolution condition is satisfied and the discrete system is well-posed. To the best of our knowledge, our approach is the first one which does not assume such conditions to hold.

The paper is organized as follows. In Section 2 we formulate the Helmholtz problem in a variational setting and recall the relevant existence and uniqueness results. Then, the conforming Galerkin discretization by hp -finite elements is introduced; by using a standard nodal basis the discrete problem is formulated as a matrix equation of the form $\mathbf{K}_k \mathbf{u} = \mathbf{r}$. Since the resulting system is finite dimensional it is sufficient to prove uniqueness of the homogeneous problem in order to get discrete solvability. We formulate this condition and obtain in a straightforward manner that the discrete homogeneous solution must vanish on the boundary Γ .

In Section 3 we discuss the invertibility of \mathbf{K}_k for different scenarios. First, we prove in the one-dimensional case, i.e., $d = 1$, that \mathbf{K}_k is regular for any conforming hp -finite element space without any restrictions on the mesh size and the polynomial degree p . In contrast, we show in Section 3.2 that the matrix \mathbf{K}_k can become singular for two-dimensional domains at certain discrete wave numbers for simplicial/quadrilateral meshes. We present an example of a regular triangulation of the square domain $(-1, 1)^2$ such that the conforming piecewise linear finite element discretization of the Helmholtz problem with Robin boundary conditions leads to a singular system matrix \mathbf{K}_k . This generalizes the example in [11, Ex. 3.7] where the finite element space satisfies homogeneous Dirichlet boundary conditions to the case of Robin boundary conditions. Next, we discuss conforming finite element discretizations on quadrilateral meshes and show that for rectangular domains and tensor product quadrilateral meshes the matrix \mathbf{K}_k is always invertible for polynomial degree $p \in \{1, 2, 3\}$ by applying a local argument inductively. We also show that there are mesh configurations where this local argument breaks down for $p = 4$.

Motivated by the results in Section 3.2, we present in Section 4 a simple algorithm called MOTZ (“Marching-of-the-zeros”) which takes as an input a given triangulation. If its output is “certified” then the piecewise linear, conforming finite element discretization of the Helmholtz problem with Robin boundary conditions leads to a regular system matrix. If its output is “critical” then this is an indication that the discretization by the conforming \mathcal{P}^1 FEM might be unstable. We present also a companion algorithm for this critical case which modifies the given triangulation such that MOTZ will give the result “certified”. The performance of these algorithms is illustrated by numerical experiments.

2 Setting

Let $\Omega \subset \mathbb{R}^d$, $d = 1, 2$ be a bounded Lipschitz domain with boundary $\Gamma := \partial\Omega$. Let $L^2(\Omega)$ denote the usual Lebesgue space with scalar product denoted by (\cdot, \cdot) (complex conjugation

is on the second argument) and norm $\|\cdot\|_{L^2(\Omega)} := \|\cdot\| := (\cdot, \cdot)^{1/2}$. Let $H^1(\Omega)$ denote the usual Sobolev space and let $\gamma : H^1(\Omega) \rightarrow H^{1/2}(\Gamma)$ be the standard trace operator. We introduce the sesquilinear forms

$$a_{0,k}(u, v) := (\nabla u, \nabla v) - k^2(u, v) \quad \forall u, v \in H^1(\Omega)$$

and

$$b_k(\gamma u, \gamma v) := -ik \langle \gamma u, \gamma v \rangle_\Gamma \quad \forall u, v \in H^1(\Omega),$$

where $\langle \cdot, \cdot \rangle_\Gamma$ denotes the L^2 scalar product on the boundary Γ . Throughout this paper we assume that the wave number k satisfies

$$k \in \mathring{\mathbb{R}} := \mathbb{R} \setminus \{0\}.$$

The weak formulation of the Helmholtz problem with Robin boundary conditions is given as follows: For $F = (f, \cdot) + \langle g, \gamma \cdot \rangle_\Gamma \in (H^1(\Omega))'$, we seek $u \in H^1(\Omega)$ such that

$$a_k(u, v) := a_{0,k}(u, v) + b_k(\gamma u, \gamma v) = F(v) \quad \forall v \in H^1(\Omega). \quad (2.1)$$

In the following, we will omit the trace operator γ in the notation of the sesquilinear form since this is clear from the context.

Well-posedness of problem (2.1) is proved in [10, Prop. 8.1.3].

Proposition 2.1 *Let Ω be a bounded Lipschitz domain. Then, (2.1) is uniquely solvable for all $F \in (H^1(\Omega))'$ and the solution depends continuously on the data.*

We employ the conforming Galerkin finite element method for its discretization (see, e.g., [3], [1]). For the spatial dimension, we assume $d \in \{1, 2\}$ and that $\Omega \subset \mathbb{R}^d$ is an interval for $d = 1$ or a polygonal domain for $d = 2$. We consider either conforming meshes (i.e., no hanging nodes) $\mathcal{K}_\mathcal{T}$ composed of closed simplices or conforming meshes $\mathcal{K}_\mathcal{Q}$ composed of quadrilaterals. The set of all vertices is denoted by \mathcal{N} , i.e., for $\mathcal{M} \in \{\mathcal{T}, \mathcal{Q}\}$

$$\mathcal{N} := \{x \in \mathbb{R}^d \mid \exists K \in \mathcal{K}_\mathcal{M} \text{ with } x \text{ is a vertex of } K\}.$$

For $d = 2$, we denote the set of all edges by \mathcal{E} and

$$\mathcal{E}_\Omega := \{E \in \mathcal{E} : E \not\subset \partial\Omega\}.$$

For $p \in \mathbb{N}$, we define the continuous, piecewise polynomial finite element space by

$$\begin{aligned} \text{for } d \in \{1, 2\} & \quad S_\mathcal{T}^p := \{u \in C^0(\Omega) \mid \forall K \in \mathcal{K}_\mathcal{T} : u|_K \in \mathcal{P}^p\}, \\ \text{for } d = 2 & \quad S_\mathcal{Q}^p := \{u \in C^0(\Omega) \mid \forall K \in \mathcal{K}_\mathcal{Q} : u|_K \in \mathcal{Q}^p\}, \end{aligned}$$

where \mathcal{P}^p (resp. \mathcal{Q}^p) is the space of multivariate polynomials of maximal total degree p (resp. maximal degree p with respect to each variable). The reference element for the mesh is given by

$$\widehat{K}_\mathcal{T} := \left\{ \mathbf{x} = (x_i)_{i=1}^d \in \mathbb{R}_{\geq 0}^d : \sum_{i=1}^d x_i \leq 1 \right\} \text{ for } d \in \{1, 2\}, \quad \widehat{K}_\mathcal{Q} := [-1, 1]^2.$$

For $\mathcal{M} \in \{\mathcal{T}, \mathcal{Q}\}$ and $K \in \mathcal{K}_{\mathcal{M}}$, let $\phi_K : \widehat{K}_{\mathcal{M}} \rightarrow K$ denote an affine pullback. Moreover for $p \geq 1$, we denote by $\widehat{\Sigma}^p$ a set of nodal points in $\widehat{K}_{\mathcal{M}}$ unisolvent on the corresponding polynomial space, which allow to impose continuity across faces. The nodal points on $K \in \mathcal{K}_{\mathcal{M}}$ are then given by lifting those of the reference element:

$$\Sigma_K^p := \left\{ \phi_K(z) : z \in \widehat{\Sigma}^p \right\}.$$

The set of global nodal points is given by

$$\Sigma^p := \bigcup_{K \in \mathcal{K}_{\mathcal{M}}} \Sigma_K^p,$$

and we denote by $(b_{z,p})_{z \in \Sigma^p} \subset S_{\mathcal{M}}^p$ the standard Lagrangian basis.

Remark 2.2 For $\mathcal{M} \in \{\mathcal{T}, \mathcal{Q}\}$, we write S or $S_{\mathcal{M}}$ short for $S_{\mathcal{M}}^p$ and Σ short for Σ^p if no confusion is possible. If $p = 1$ then the two sets \mathcal{N} and $\Sigma_{\mathcal{M}}^1$ are equal and we use the notation \mathcal{N} for the set of degrees of freedom.

The Galerkin finite element method for the discretization of (2.1) is given by:

$$\text{find } u_S \in S \text{ such that } a_k(u_S, v) = F(v), \quad \forall v \in S. \quad (2.2)$$

The basis representation allows us to reformulate (2.2) as a linear system of equations. The system matrices $\mathbf{A} = (\alpha_{y,z})_{y,z \in \Sigma}$, $\mathbf{M} = (\mu_{y,z})_{y,z \in \Sigma}$, $\mathbf{B} = (\beta_{y,z})_{y,z \in \Sigma}$ are given by

$$\alpha_{y,z} := (\nabla b_{z,p}, \nabla b_{y,p}), \quad \mu_{y,z} := (b_{z,p}, b_{y,p}), \quad \beta_{y,z} := \langle b_{z,p}, b_{y,p} \rangle_{\Gamma}$$

and the right-hand side vector $\mathbf{r} = (\rho_z)_{z \in \Sigma}$ by $\rho_z = F(b_{z,p})$. Then, the Galerkin finite element discretization leads to the following system of linear equations

$$\mathbf{K}_k \mathbf{u} = \mathbf{r} \quad \text{with} \quad \mathbf{K}_k := \mathbf{A} - k^2 \mathbf{M} - i k \mathbf{B}. \quad (2.3)$$

We start off with some general remarks. It is well known that the sesquilinear form $a_k(\cdot, \cdot)$ satisfies a Gårding inequality and Fredholm's alternative tells us that well-posedness of (2.1) follows from uniqueness. Similarly, the finite dimensional problem (2.2) is well-posed if the problem

$$\text{find } u \in S \text{ such that } a_k(u, v) = 0 \quad \forall v \in S \quad (2.4)$$

has only the trivial solution. We note that if we choose $v = u$ and consider the imaginary part of (2.4), we get

$$0 = \text{Im } a_k(u, u) = -k \|u\|_{\Gamma}^2 \implies u|_{\Gamma} = 0. \quad (2.5)$$

3 Regularity of the discrete system matrix \mathbf{K}_k

This section covers three different topics concerning the discretization of the Helmholtz equation. First, in Section 3.1 we analyse the conforming Galerkin finite element method with polynomials of degree $p \geq 1$ in spatial dimension one. Next, in Section 3.2, we present a singular two-dimensional example for piecewise linear finite elements on a triangular mesh. Finally, in Section 3.3 we consider structured tensor-product meshes in spatial dimension two.

3.1 The one-dimensional case

We prove that the conforming Galerkin finite element method for the one-dimensional Helmholtz equation is well-posed for any $k \in \mathring{\mathbb{R}}$.

Theorem 3.1 *Let $\Omega \subset \mathbb{R}$ be a bounded interval and consider the Galerkin discretization (2.2) of (2.1) with conforming finite elements. Then, for any $k \in \mathring{\mathbb{R}}$ the matrix \mathbf{K}_k in (2.3) is regular.*

Proof. We assume that $\Omega = (-1, 1)$ (so that the result for general intervals follows by an affine transformation). Since the problem (2.2) is linear and finite dimensional it suffices to show that the only solution of the homogeneous problem (2.4) is $u = 0$. From (2.5) we already know that $u(-1) = u(1) = 0$. We assume that the intervals $\mathcal{K}_{\mathcal{T}} = \{K_i : 1 \leq i \leq N\}$ are numbered from left to right, so that $K_N = [x_{N-1}, 1]$. The function $u_N := u|_{K_N}$ can be written as

$$u_N = \sum_{z \in \Sigma_{K_N}^p \setminus \{1\}} u_z b_{z,p}.$$

As test functions, we employ the functions $b_{y,p}$, $y \in \Sigma_{K_N}^p \setminus \{x_{N-1}\}$ and obtain from (2.4)

$$\sum_{z \in \Sigma_{K_N}^p \setminus \{1\}} (\alpha_{y,z} - k^2 \mu_{y,z}) u_z = 0 \quad \forall y \in \Sigma_{K_N}^p \setminus \{x_{N-1}\}.$$

This is a $p \times p$ linear system and our goal is to show that it is regular for all $k \in \mathring{\mathbb{R}}$ so that $u_z = 0$ follows for all $z \in \Sigma_{K_N}^p \setminus \{1\}$. By an affine transformation this is equivalent to the following implication

$$\forall k \in \mathring{\mathbb{R}} \text{ "find } u \in \mathcal{P}_0^p \text{ such that } (u', v') - k^2 (u, v) = 0 \quad \forall v \in \mathcal{P}_0^p \text{"} \implies u = 0, \quad (3.1)$$

where

$$\mathcal{P}_{(0)}^p := \{v \in \mathcal{P}^p \mid v(-1) = 0\} \quad \text{and} \quad \mathcal{P}_0^p := \{v \in \mathcal{P}^p \mid v(1) = 0\}.$$

Let $u \in \mathcal{P}_{(0)}^p$ satisfy (3.1). For $\omega_{(0)}(x) := 1 + x$ we choose $v = \omega_{(0)} u' \in \mathcal{P}_0^p$ as a test function. We integrate by parts, use the fact $2 \operatorname{Re}(uu') = (|u|^2)'$, and employ the endpoint properties of u and v to obtain

$$\begin{aligned} 0 &= \operatorname{Re} \left[(u', (\omega_{(0)} u')') - k^2 (u, \omega_{(0)} u') \right] \\ &= -\operatorname{Re} [(u'', \omega_{(0)} u')] + \omega_{(0)} |u'|^2 \Big|_{-1}^1 - k^2 \left(\frac{1}{2} (|u|^2)', \omega_{(0)} \right) \\ &= -\left(\frac{1}{2} (|u'|^2)', \omega_{(0)} \right) + 2 |u'(1)|^2 + \frac{k^2}{2} \|u\|^2 - \frac{k^2}{2} |u|^2 \omega_{(0)} \Big|_{-1}^1 \\ &= \frac{1}{2} \|u'\|^2 + |u'(1)|^2 + \frac{k^2}{2} \|u\|^2. \end{aligned}$$

This implies that $u_N = u|_{K_N} = 0$ and we may proceed to the adjacent interval K_{N-1} . Since $u(x_{N-1}) = 0$ we argue as before to obtain $u|_{K_{N-1}} = 0$. The result follows by induction. ■

3.2 A singular example in two dimensions

In this section, we will present an example which illustrates that Robin boundary conditions are not sufficient to ensure well-posedness of the Galerkin discretization (although the continuous problem is well-posed). For this, we first introduce the definition of a weakly acute angle condition on a triangulation.

Definition 3.2 *Let $d = 2$ and \mathcal{T} a conforming triangulation of the domain Ω . For an edge $E \in \mathcal{E}_\Omega$, we denote by τ_-, τ_+ the two triangles sharing E . Let α_- and α_+ denote the angles in τ_-, τ_+ which are opposite to E . We define the angle*

$$\alpha_E := \alpha_- + \alpha_+.$$

We say that the edge E satisfies the weakly acute angle condition if $\alpha_E \leq \pi$.

The following observation is key for the proof of the upcoming Lemma 3.4, as well as for the derivation of the Algorithm MOTZ (“marching-of-the-zeros”) presented in Section 4.

Lemma 3.3 *Let $p = 1$, i.e. $S = S_{\mathcal{T}}^1$. Let $E \in \mathcal{E}_\Omega$ be an inner edge connecting two nodes z, z' . Then*

$$(\nabla b_z, \nabla b_{z'}) \leq 0 \quad \text{if and only if} \quad \alpha_E \leq \pi \quad (\text{i.e., } E \text{ satisfies the weakly acute angle condition}).$$

Proof. This follows, e.g., from [14, (6.8.7) Satz] (see, e.g., [20, p. 78] for a sufficient criterion). ■

For our example, we consider $\Omega = (-1, 1)^2$ and a mesh as depicted in Figure 1. We employ globally continuous piecewise linear finite elements, i.e., $S = S_{\mathcal{T}}^1$. The degrees of freedom on the boundary Γ are located at $P_1^\Gamma = (-1, -1)^T$, $P_2^\Gamma = (1, -1)^T$, $P_3^\Gamma = (1, 1)^T$ and $P_4^\Gamma = (-1, 1)^T$. The inner degrees of freedom are located at $P_1^\Omega = (-\alpha, 0)^T$, $P_2^\Omega = (0, -\alpha)^T$, $P_3^\Omega = (\alpha, 0)^T$, $P_4^\Omega = (0, \alpha)^T$ and $P_5^\Omega = (0, 0)^T$, with parameter $\alpha \in (0, 1)$. The mesh is denoted by \mathcal{T}_α .

We denote the unknowns as u_i^Γ and u_i^Ω as well as the associated basis functions with b_i^Γ and b_i^Ω respectively.

Lemma 3.4 *There exists $\alpha^* \in (0, 1)$ such that for every $\alpha \in (0, \alpha^*)$ there exists $k > 0$ for which the corresponding Galerkin discretization (2.2) of (2.1) with conforming piecewise linear elements admits a non-trivial solution.*

Proof. We construct an explicit non-trivial solution $u_h \in S_{\mathcal{T}}^1$ to the homogeneous equations. To that end, note that by (2.5) we have $u_i^\Gamma = 0$ for $i = 1, \dots, 4$. We seek a non-trivial solution to

$$a_{0,k}(u_h, v_h) = (\nabla u_h, \nabla v_h) - k^2(u_h, v_h) = 0 \quad \forall v_h \in S_{\mathcal{T}}^1. \quad (3.2)$$

Our strategy is the following: We first test with the degrees of freedom associated to the boundary. This allows us to construct a candidate for a non-trivial solution. Finally, we test with the interior degrees of freedom. A sufficiently small choice of α^* then gives the

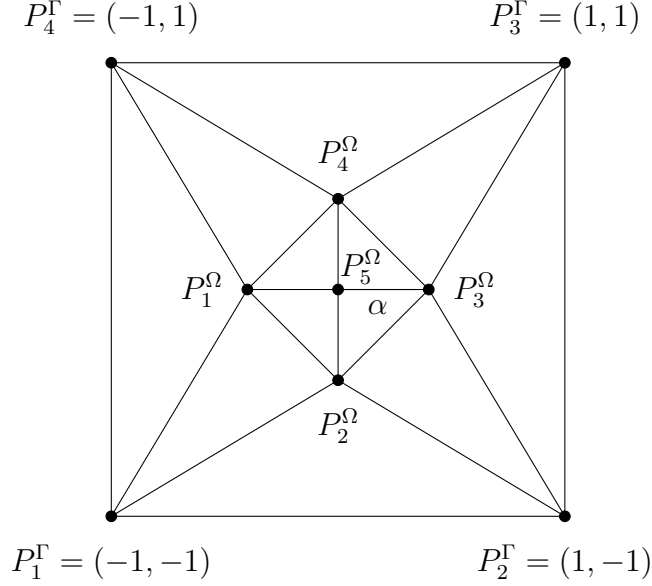


Figure 1: Mesh resulting in a non-trivial solution of the Helmholtz equation.

existence of $k > 0$ such that this candidate is in fact a non-trivial solution to the homogeneous equations.

We test with the hat functions b_i^Γ for $i = 1, \dots, 4$ associated to the degrees of freedom on the boundary in (3.2). Due to disjoint support they do not interact with the hat function b_5^Ω . We start with the hat function b_1^Γ . The interactions with b_2^Γ and b_4^Γ are redundant, since $u_2^\Gamma = u_4^\Gamma = 0$. We are therefore left with the interactions with b_1^Ω and b_2^Ω . Due to the weakly acute angle condition and Lemma 3.3, we find that $a_{0,k}(b_1^\Gamma, b_1^\Omega) < 0$ for all $k > 0$. Regarding b_2^Ω , we find due to the symmetry of the mesh that $a_{0,k}(b_2^\Omega, b_1^\Gamma) = a_{0,k}(b_1^\Omega, b_1^\Gamma)$. The same argument holds true for testing with the other hat functions associated to the boundary. Therefore, any solution u_h to (3.2) must solve the system

$$\begin{pmatrix} -\gamma & -\gamma & 0 & 0 \\ 0 & -\gamma & -\gamma & 0 \\ 0 & 0 & -\gamma & -\gamma \\ -\gamma & 0 & 0 & -\gamma \end{pmatrix} \begin{pmatrix} u_1^\Omega \\ u_2^\Omega \\ u_3^\Omega \\ u_4^\Omega \end{pmatrix} = \begin{pmatrix} 0 \\ 0 \\ 0 \\ 0 \end{pmatrix},$$

with $-\gamma := a_{0,k}(b_1^\Omega, b_1^\Gamma)$. This system is satisfied by $(u_1^\Omega, u_2^\Omega, u_3^\Omega, u_4^\Omega) = (1, -1, 1, -1)$. We now test with the hat function b_1^Ω , which interacts with itself, b_2^Ω and b_4^Ω as well as b_5^Ω . For some constants $a = a(\alpha) > 0$ and $b = b(\alpha) > 0$ we have

$$a_{0,k}(b_1^\Omega, b_1^\Omega) = a - k^2 b.$$

It is easy to verify that the edge $[P_1^\Omega, P_2^\Omega]$ satisfies the weakly acute angle condition for any $0 < \alpha < 1$. Therefore,

$$a_{0,k}(b_2^\Omega, b_1^\Omega) = -c - k^2 d,$$

for another $c = c(\alpha) > 0$ and $d = d(\alpha) > 0$. Again due to symmetry we find

$$a_{0,k}(b_2^\Omega, b_1^\Omega) = a_{0,k}(b_4^\Omega, b_1^\Omega).$$

The same arguments hold true for the other test functions b_2^Ω , b_3^Ω and b_4^Ω , yielding the same values. Regarding the test function b_5^Ω , the symmetry of the mesh and the satisfied weakly acute angle conditions imply

$$a_{0,k}(b_i^\Omega, b_5^\Omega) = -e \quad \forall i = 1, \dots, 4$$

and for some $e = e(\alpha) > 0$. Furthermore, let $f := a_{0,k}(b_5^\Omega, b_5^\Omega)$. The vector $(u_1^\Omega, u_2^\Omega, u_3^\Omega, u_4^\Omega, u_5^\Omega) = (1, -1, 1, -1, 0)$ now satisfies the following system of equations:

$$\begin{pmatrix} a - k^2b & -c - k^2d & 0 & -c - k^2d & -e \\ -c - k^2d & a - k^2b & -c - k^2d & 0 & -e \\ 0 & -c - k^2d & a - k^2b & -c - k^2d & -e \\ -c - k^2d & 0 & -c - k^2d & a - k^2b & -e \\ -e & -e & -e & -e & f \end{pmatrix} \begin{pmatrix} 1 \\ -1 \\ 1 \\ -1 \\ 0 \end{pmatrix} = \begin{pmatrix} a + 2c - k^2(b - 2d) \\ -(a + 2c - k^2(b - 2d)) \\ a + 2c - k^2(b - 2d) \\ -(a + 2c - k^2(b - 2d)) \\ 0 \end{pmatrix}. \quad (3.3)$$

In the next step, we select α in such a way that the right-hand side in (3.3) vanishes so that the vector $(1, -1, 1, -1, 0)^T$ is a solution of the homogeneous equations. For this purpose, we need to choose α such that $b > 2d$. This can be achieved by choosing the mesh parameter α sufficiently small. This in turn can be seen, since $b = b(\alpha)$ tends to a positive constant as α tends to zero, while $d = d(\alpha)$ tends to zero since the area of the domain of integration tends to zero, i.e., there exists $\alpha^* \in (0, 1)$ such that $b > 2d$ for all $\alpha \in (0, \alpha^*)$. We conclude: For every $\alpha \in (0, \alpha^*)$ there exists some $k > 0$ such that $a + 2c - k^2(b - 2d) = 0$. ■

Remark 3.5 *The above example shows that there exist meshes in spatial dimension two, for which unique solvability of the discretized equations does not hold. The constructed solution has an oscillatory behaviour which can not be ruled out by the boundary hat functions. More generally, the same arguments hold true if one chooses a regular $2n$ polygon, with another rotated one inside, analogous to the above example.*

3.3 Structured quadrilateral grids

The present section is devoted to the study of conforming Galerkin discretizations using quadrilateral elements in spatial dimension two. We employ structured tensor-product meshes. The first result concerns a p -version on *one* quadrilateral element.

Theorem 3.6 *Let $\Omega = \widehat{K} \subset \mathbb{R}^2$, where \widehat{K} denotes the reference quadrilateral with vertices $(\pm 1, \pm 1)^T$. Consider the Galerkin discretization (2.2) of (2.1) with polynomials of degree $p \geq 1$ on \widehat{K} . Then, for any $k \in \mathbb{R}$ the matrix \mathbf{K}_k in (2.3) is regular.*

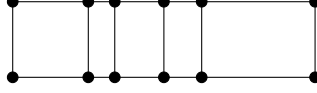


Figure 2: Example of a mesh as in Theorem 3.7.

Proof. As in the proof of Theorem 3.1 it suffices to show that any solution for the homogeneous problem is already trivial. Throughout the proof, we denote by S the finite element space, i.e., the space of polynomials of total degree p on \widehat{K} . Let $u \in S$ be a solution to the homogeneous equations. We again have $u = 0$ on $\partial\widehat{K}$, see equation (2.5). Therefore, $u \in S$ solves

$$(\nabla u, \nabla v) - k^2(u, v) = 0 \quad \forall v \in S. \quad (3.4)$$

Note that for any $a, b, c, d \in \mathbb{R}$ we have $(ax + b)u_x \in S$ and $(cy + d)u_y \in S$. Therefore, with $\boldsymbol{\rho} := (ax + b, cy + d)^T$ the function¹ $v = \boldsymbol{\rho} \cdot \nabla u \in S$ is a valid test function. Choosing $v = \boldsymbol{\rho} \cdot \nabla u$ in (3.4), passing to the real part, integrating by parts together with the facts that $2 \operatorname{Re}(ww_x) = \partial_x(|w|^2)$ and $2 \operatorname{Re}(ww_y) = \partial_y(|w|^2)$ for sufficiently smooth functions w and employing the boundary conditions of u , we find

$$\begin{aligned} 0 &= \operatorname{Re} [(\nabla u, \nabla(\boldsymbol{\rho} \cdot \nabla u)) - k^2(u, \boldsymbol{\rho} \cdot \nabla u)] \\ &= \operatorname{Re} [(\nabla u, \nabla \boldsymbol{\rho} \nabla u) + (\nabla u, \nabla^2 u \boldsymbol{\rho}) - k^2(u, \boldsymbol{\rho} \cdot \nabla u)] \\ &= \operatorname{Re} [(\nabla u, \nabla \boldsymbol{\rho} \nabla u)] + \frac{1}{2}(\nabla \|\nabla u\|^2, \boldsymbol{\rho}) - \frac{k^2}{2}(\nabla |u|^2, \boldsymbol{\rho}) \\ &= \operatorname{Re} [(\nabla u, \nabla \boldsymbol{\rho} \nabla u)] - \frac{1}{2}(\|\nabla u\|^2, \nabla \cdot \boldsymbol{\rho}) + \frac{1}{2}(\|\nabla u\|^2, \boldsymbol{\rho} \cdot \mathbf{n}) + \frac{k^2}{2}(|u|^2, \nabla \cdot \boldsymbol{\rho}) - \underbrace{\frac{k^2}{2}(|u|^2, \boldsymbol{\rho} \cdot \mathbf{n})}_{=0}. \end{aligned}$$

The choice $\boldsymbol{\rho} = (1 - x, 1 - y)^T$, results in $\nabla \boldsymbol{\rho} - 1/2 \nabla \cdot \boldsymbol{\rho} I$ being the zero matrix. Furthermore, $\nabla \cdot \boldsymbol{\rho} = -2$. We therefore have

$$\frac{1}{2} \langle \|\nabla u\|^2, \boldsymbol{\rho} \cdot \mathbf{n} \rangle - k^2 \|u\|_{L^2(\widehat{K})}^2 = 0.$$

We find $u \equiv 0$ once we have shown $\boldsymbol{\rho} \cdot \mathbf{n} \leq 0$. Since $\boldsymbol{\rho} \cdot \mathbf{n} = 0$ on the top-right part of $\partial\widehat{K}$ and $\boldsymbol{\rho} \cdot \mathbf{n} = -2$ on the bottom-left part, we can conclude $u \equiv 0$. ■

The natural next step is to consider an axial parallel quadrilateral domain $\Omega \subset \mathbb{R}^2$ and use a mesh, which consists of *one* corridor of elements, see Figure 2.

Theorem 3.7 *Let $\Omega \subset \mathbb{R}^2$ be an axial parallel quadrilateral. Consider the Galerkin discretization (2.2) of (2.1) with conforming finite elements with a mesh consisting of a corridor of axial parallel quadrilaterals as depicted in Figure 2 and polynomial degree $p \geq 1$. Then, for any $k \in \mathbb{R}$ the matrix \mathbf{K}_k in (2.3) is regular.*

¹For vectors $\mathbf{a} = (a_1, a_2)$, $\mathbf{b} = (b_1, b_2)$ in \mathbb{C}^2 we use the notation $\mathbf{a} \cdot \mathbf{b} := a_1 b_1 + a_2 b_2$ without complex conjugation.

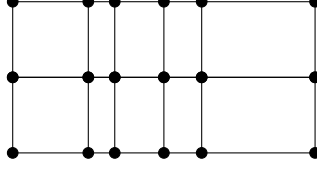


Figure 3: Example of a mesh as in Theorem 3.8.

Proof. Without loss of generality, we may assume that, two of the sides of Ω are on the lines $\{y = 1\}$ and $\{y = -1\}$. Choosing $v = u$ and passing to the imaginary part again leads to $u = 0$ on Γ . We also find

$$0 = (\|\nabla u\|^2, 1) - k^2(|u|^2, 1). \quad (3.5)$$

Due to the axial symmetric mesh, the function $(1 - y)u_y$ is a valid test function. We can also write $(1 - y)u_y = \boldsymbol{\rho} \cdot \nabla u$ with $\boldsymbol{\rho} = (0, 1 - y)^T$. Proceeding as in the proof of Theorem 3.6 we find

$$\begin{aligned} 0 &= \text{Re} [(\nabla u, \nabla(\boldsymbol{\rho} \cdot \nabla u)) - k^2(u, \boldsymbol{\rho} \cdot \nabla u)] \\ &= (\nabla u, \nabla \boldsymbol{\rho} \cdot \nabla u) - \frac{1}{2}(\|\nabla u\|^2, \nabla \cdot \boldsymbol{\rho}) + \frac{1}{2}\langle \|\nabla u\|^2, \boldsymbol{\rho} \cdot \mathbf{n} \rangle + \frac{k^2}{2}(|u|^2, \nabla \cdot \boldsymbol{\rho}) - \frac{k^2}{2}\langle |u|^2, \boldsymbol{\rho} \cdot \mathbf{n} \rangle. \end{aligned}$$

Again we find $\langle |u|^2, \boldsymbol{\rho} \cdot \mathbf{n} \rangle = 0$. Furthermore, note that

$$\nabla \boldsymbol{\rho} = \begin{pmatrix} 0 & 0 \\ 0 & -1 \end{pmatrix} \quad \text{and} \quad \nabla \cdot \boldsymbol{\rho} = -1.$$

Finally $\boldsymbol{\rho} \cdot \mathbf{n} = -2$ on the line $\{y = -1\}$ and vanishes on all other sides of the boundary. Therefore, the above further simplifies to

$$0 = \frac{1}{2}(|u_x|^2, 1) - \frac{1}{2}(|u_y|^2, 1) - \frac{1}{2}\langle |u_y|^2, 1 \rangle_{\{y=-1\}} - \frac{k^2}{2}(|u|^2, 1). \quad (3.6)$$

Multiplying (3.5) by $-1/2$ and adding (3.6) leads to

$$0 = -(|u_y|^2, 1) - \frac{1}{2}\langle |u_y|^2, 1 \rangle_{\{y=-1\}}.$$

Consequently, $u_y \equiv 0$. Combined with the fact that u vanishes on the boundary we find $u \equiv 0$, which concludes the proof. ■

Theorem 3.8 *Let $\Omega \subset \mathbb{R}^2$ be an axial parallel quadrilateral. Consider the Galerkin discretization (2.2) of (2.1) with conforming finite elements with a mesh consisting of two corridors of axial parallel quadrilaterals as depicted in Figure 3. Then, for any $k \in \mathbb{R}$ the matrix \mathbf{K}_k in (2.3) is regular.*

Proof. Without loss of generality, we may assume that, the dividing line between the two corridors to be located on the line $\{y = 0\}$. Let the two sides parallel to the x-axis lie on the lines $\{y = a\}$ and $\{y = -b\}$, for some $a, b > 0$. Let $U \subset \Omega$ and $D \subset \Omega$ denote the upper and lower corridor respectively. Again the proof relies on an appropriate choice of test functions. These are the global function $v = u$, as well as $v = -2yu_y$ localized on U and D respectively, i.e., extended by zero. This localization is again a valid test function since $v = -2yu_y$ is piecewise polynomial and conforming since $v = 0$ on the line $\{y = 0\}$. Analogous integration by parts as in the proof of Theorem 3.8 we find the following three equations to hold:

$$\begin{aligned} 0 &= (|u_x|^2, 1)_\Omega + (|u_y|^2, 1)_\Omega - k^2(|u|^2, 1)_\Omega, \\ 0 &= (|u_x|^2, 1)_U - (|u_y|^2, 1)_U - \langle |u_y|^2, 1 \rangle_{\{y=a\}} - k^2(|u|^2, 1)_U, \\ 0 &= (|u_x|^2, 1)_D - (|u_y|^2, 1)_D - \langle |u_y|^2, 1 \rangle_{\{y=-b\}} - k^2(|u|^2, 1)_D. \end{aligned}$$

Adding the equations for U and D and subtracting the one on the whole domain Ω again gives $u_y \equiv 0$, which concludes the proof, with the same arguments as in the proof of Theorem 3.7. ■

The previous results relied on the use of appropriate *global* test functions. The remainder of this section is concerned with discretizations employing quadrilaterals on structured Cartesian meshes. To that end let \widehat{K} again denote the reference quadrilateral with vertices $(\pm 1, \pm 1)^T$. The setup is such that the bottom-left part of the boundary of \widehat{K} is part of the boundary Γ of the computational domain Ω , again itself an axial parallel quadrilateral. The upper right part of the boundary of \widehat{K} is therefore inside the domain Ω . Our argument will be a localized one, i.e., we consider only test functions v whose support is given by \widehat{K} . To that end let $\mathcal{Q}_{\text{BL}}^p(\widehat{K})$ denote that space of polynomials of total degree p , which are zero on the bottom-left part of the boundary of \widehat{K} . Analogously let $\mathcal{Q}_{\text{TR}}^p(\widehat{K})$ denote that space of polynomials of total degree p , which are zero on the top-right part of the boundary of \widehat{K} . These spaces are therefore given by

$$\begin{aligned} \mathcal{Q}_{\text{BL}}^p(\widehat{K}) &= \text{span} \{ (1+x)(1+y)x^i y^j : 0 \leq i, j \leq p-1 \}, \\ \mathcal{Q}_{\text{TR}}^p(\widehat{K}) &= \text{span} \{ (1-x)(1-y)x^i y^j : 0 \leq i, j \leq p-1 \}. \end{aligned}$$

To perform a localized argument, we only test with functions $v \in \mathcal{Q}_{\text{TR}}^p(\widehat{K})$. Note that the Galerkin solution u vanishes on the bottom-left part of the boundary of \widehat{K} and therefore $u|_{\widehat{K}} \in \mathcal{Q}_{\text{BL}}^p(\widehat{K})$. These considerations now lead to the question if a solution $u \in \mathcal{Q}_{\text{BL}}^p(\widehat{K})$ of

$$(\nabla u, \nabla v)_{\widehat{K}} - k^2(u, v)_{\widehat{K}} = 0 \quad \forall v \in \mathcal{Q}_{\text{TR}}^p(\widehat{K}) \quad (3.7)$$

can only be $u \equiv 0$. Upon introducing $b_i = (1+x)(1+y)$ and $b_o(x, y) = (1-x)(1-y)$, we can write $u = b_i u_r$ and $v = b_o v_r$ for polynomials $u_r, v_r \in \mathcal{Q}^{p-1}(\widehat{K}) := \text{span} \{ x^i y^j : 0 \leq i, j \leq p-1 \}$. The above is therefore equivalent to, whether a solution $u_r \in \mathcal{Q}^{p-1}(\widehat{K})$ to

$$(\nabla(b_i u_r), \nabla(b_o v_r))_{\widehat{K}} - k^2(b_i u_r, b_o v_r)_{\widehat{K}} = 0 \quad \forall v_r \in \mathcal{Q}^{p-1}(\widehat{K}) \quad (3.8)$$

can only be $u_r \equiv 0$. The answer to this question is yes for $p = 1, 2, 3$. However, for $p = 4$ there exists a non-trivial solution. The consequences of this are twofold: Firstly, on a structured Cartesian grid, the Galerkin discretizations for $p = 1, 2, 3$ are well-posed for any $k \in \mathbb{R} \setminus \{0\}$. Secondly, a *localized* argument based on the appropriate choice of test functions as in the one-dimensional case, see Theorem 3.1, is not possible in two dimensions, for all wave numbers simultaneously.

Lemma 3.9 *For $p = 1, 2, 3$ the only solution to (3.8) is the trivial solution $u_r \equiv 0$, for every $k \in \mathring{\mathbb{R}}$. For $p = 4$ there exists $k \in \mathring{\mathbb{R}}$ such that (3.8) admits a non-trivial solution.*

Proof. The proof is an algebraic one. We calculate the matrix corresponding to the system of linear equations (3.8) explicitly. To that end we choose the monomial basis of $\mathcal{Q}^{p-1}(\widehat{K})$, i.e., for $p = 1$ the basis is given by $\{1\}$, for $p = 2$ by $\{1, y, x, xy\}$ and for $p = 3$ by $\{1, y, y^2, x, xy, xy^2, x^2, x^2y, x^2y^2\}$. For $p = 1$, i.e., a 1×1 system, we find for the determinant the polynomial

$$-\frac{16}{3} - k^2 \frac{16}{9},$$

which is strictly negative for any $k \in \mathbb{R}$. For $p = 2$ we find

$$\det \left(\begin{pmatrix} -\frac{16}{3} & \frac{8}{3} & \frac{8}{3} & 0 \\ -\frac{8}{3} & -\frac{64}{45} & 0 & \frac{8}{15} \\ -\frac{8}{3} & 0 & -\frac{64}{45} & \frac{8}{15} \\ 0 & -\frac{8}{15} & -\frac{8}{15} & -\frac{16}{45} \end{pmatrix} - k^2 \begin{pmatrix} \frac{16}{9} & 0 & 0 & 0 \\ 0 & \frac{16}{45} & 0 & 0 \\ 0 & 0 & \frac{16}{45} & 0 \\ 0 & 0 & 0 & \frac{16}{225} \end{pmatrix} \right) = \frac{65536 (k^2 + 4)^2 (k^4 + 8k^2 + 60)}{4100625},$$

which is again non-zero. For $p = 3$ we find the determinant is given, up to a positive factor, by

$$-(k^6 + 15k^4 + 270k^2 + 3150) (4k^6 + 60k^4 + 495k^2 + 450)^2.$$

For $p = 4$ we find the following polynomial to be a factor of the determinant

$$(-3492720 - 161028k^2 + 41013k^4 + 10800k^6 + 810k^8 + 36k^{10} + k^{12})^2,$$

which has a positive real root. ■

An immediate consequence of Lemma 3.9 is the following Theorem.

Theorem 3.10 *Let $\Omega \subset \mathbb{R}^2$ be an axial parallel quadrilateral. Consider the Galerkin discretization (2.2) of (2.1) with conforming finite elements with a tensor-product mesh and polynomial degree $p = 1, 2, 3$. Then, for any $k \in \mathring{\mathbb{R}}$ the matrix \mathbf{K}_k in (2.3) is regular.*

Proof. Propagating through the mesh by applying Lemma 3.9 yields the result. ■

4 A discrete unique continuation principle for the Helmholtz equation

In this section, we will introduce the Algorithm MOTZ (“marching-of-the-zeros”), which mimics a discrete unique continuation principle for the Helmholtz equation² for $d = 2$ and a triangular mesh $\mathcal{K}_{\mathcal{T}}$. We restrict here to the case where $p = 1$ and use the notation as in Remark 2.2. The discrete problems then reads

$$\text{find } u_S \in S \text{ such that } a_k(u_S, v) = F(v), \quad \forall v \in S, \quad (4.1)$$

where $S = S_{\mathcal{T}}^1$ is the space of continuous and piecewise linear functions with respect to a conforming triangulation $\mathcal{K}_{\mathcal{T}}$ on Ω .

Notation 4.1 *In the following, we skip the polynomial degree p in the notation and write short b_z for $b_{z,p} = b_{z,1}$.*

Definition 4.2 *Let $\mathcal{N}_1 \subset \mathcal{N}$ be a subset of nodes. For a node $z' \in \mathcal{N}_1$ we define the transmission degree with respect to \mathcal{N} by*

$$\text{deg}(z', \mathcal{N}_1) = \text{card} \{z \in \mathcal{N} \setminus \mathcal{N}_1 \mid [z, z'] \in \mathcal{E}_{\Omega}\}.$$

Lemma 4.3 *Let $d = 2$ and $\mathcal{N}_{\text{test}} \subset \mathcal{N}$ a subset of nodes. Let $z \in \mathcal{N}_{\text{dof}} := \mathcal{N} \setminus \mathcal{N}_{\text{test}}$ have the property: there exists $z' \in \mathcal{N}_{\text{test}}$ with*

- a. $E = [z, z'] \in \mathcal{E}_{\Omega}$ and $\alpha_E \leq \pi$,
- b. $\text{deg}(z', \mathcal{N}_{\text{test}}) = 1$,

(see Figure 4). Let $u \in S$ be a solution of (2.4). Then the following implication holds

$$u(z'') = 0 \quad \forall z'' \in \mathcal{N}_{\text{test}} \implies u(z) = 0. \quad (4.2)$$

Notation 4.4 *We generally denote by $\mathcal{N}_{\text{test}} \subset \mathcal{N}$ a subset of nodes z , where we already know that the solution u of (2.4) is zero, i.e., $u_z = 0$ as in the assumption in (4.2), but where we have a basis function b_z that can be used as test function. An example is $\mathcal{N}_{\text{test}} = \mathcal{N} \cap \Gamma$. Indeed, from (2.5), we know that $u_z = 0$ for all $z \in \mathcal{N} \cap \Gamma$.*

Remark 4.5 *If the weakly acute angle condition*

$$\alpha_E \leq \pi \quad (4.3)$$

is violated for some edge $E \in \mathcal{E}_{\Omega}$ one can take the midpoint of E as a new mesh point and bisect the adjacent triangles. For general dimension d , an analogous angle criterion as (4.3) can be formulated (see [22, Lem. 2.1]).

²A related notion for a discrete unique continuation principle is used in the context of the lattice Schrödinger equation, see e.g., [9].

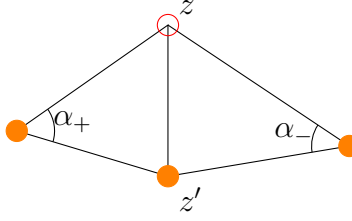


Figure 4: The setting for Lemma 4.3
($\bullet \in \mathcal{N}_{\text{test}}$ and $\circ \in \mathcal{N}_{\text{dof}}$).

Proof of Lemma 4.3. Let $b_{z'}$ be the Lagrange basis for the node z' and b_z the one for z . Then (4.2) is equivalent to showing

$$(\nabla b_z, \nabla b_{z'}) - k^2 (b_z, b_{z'}) \neq 0. \quad (4.4)$$

By Lemma 3.3 we have that $(\nabla b_z, \nabla b_{z'}) \leq 0$ if and only if $\alpha_E \leq \pi$. Since b_z and $b_{z'}$ are positive in $\text{int}(\tau_+) \cup \text{int}(\tau_-)$, we conclude that (4.4) holds. ■

4.1 A first checking algorithm and numerical experiments

Algorithm 1 takes a triangulation as input and returns either the value `MOTZ_result = certified` or `MOTZ_result = critical` (by applying Lemma 4.3 successively). If the result is `certified` then (4.1) is well-posed. If the result is `critical`, then, the discretization might lead to a singular system matrix. In this way, Algorithm 1 is sufficient for well-posedness of the discrete problem. We introduce the following notation

- $\mathcal{N}_{\text{test}}$: The set of $z \in \mathcal{N}$ where $u(z) = 0$.
- \mathcal{N}_{dof} : The complement of $\mathcal{N}_{\text{test}}$.

The idea of Algorithm 1 is the following: We initialize the algorithm with $\mathcal{N}_{\text{test}} = \mathcal{N} \cap \Gamma$ and $\mathcal{N}_{\text{dof}} = \mathcal{N} \setminus \mathcal{N}_{\text{test}}$. Recall that for $z' \in \mathcal{N}_{\text{test}}$ with $\deg(z', \mathcal{N}_{\text{test}}) = 1$ (cf. Definition 4.2) there exists one and only one $z \in \mathcal{N}_{\text{dof}}$ such that the edge $E = [z, z']$ belongs to \mathcal{E}_Ω . Lemma 4.3, together with (2.5) then implies that $u(z) = 0$. We update the sets $\mathcal{N}_{\text{test}} = \mathcal{N}_{\text{test}} \cup \{z\}$ and $\mathcal{N}_{\text{dof}} = \mathcal{N}_{\text{dof}} \setminus \{z\}$ accordingly and repeat the same procedure. After each step one has

$$u(z'') = 0 \quad \forall z'' \in \mathcal{N}_{\text{test}}.$$

If $\mathcal{N}_{\text{test}} = \mathcal{N}$ the algorithm stops.

We remark, that we do not check whether the weakly acute angle condition 4.3 is satisfied. Instead, we mark the edge as “transmission edge” and bisect the adjacent triangles in a post-processing step as explained in Remark 4.5 using Algorithm 2 in the end. This is possible since two transmission edges never share an adjacent triangle.

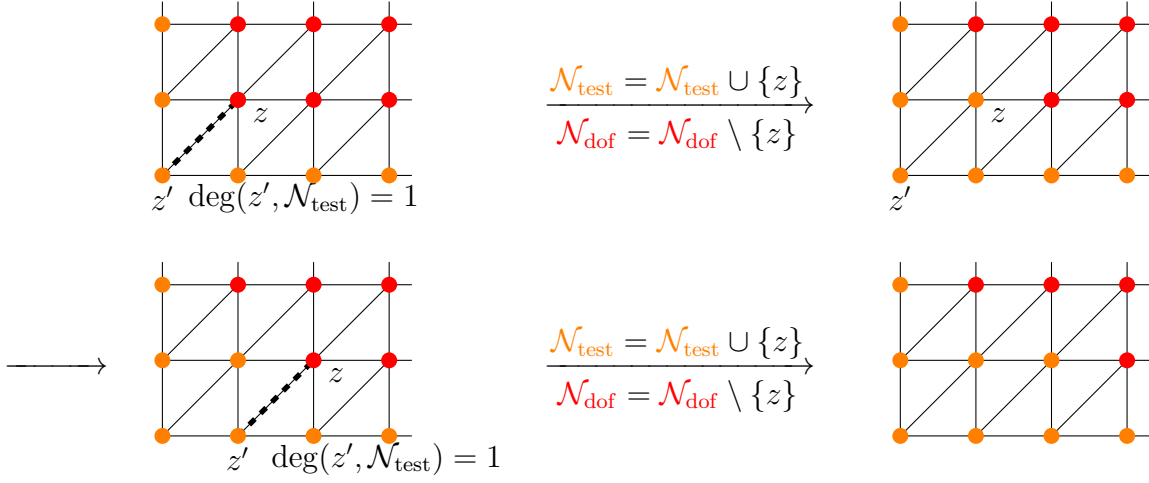


Figure 5: Procedure described in Alg. 1. Orange: set of nodes in $\mathcal{N}_{\text{test}}$, red: set of nodes in \mathcal{N}_{dof} .

Algorithm 1 MOTZ

Input: $\mathcal{N}_{\text{test}}, \mathcal{N}, \mathcal{E}_{\Omega}$

Output: MOTZ_result, updated $\mathcal{N}_{\text{test}}, \mathcal{N}, \mathcal{E}_{\Omega}$

- 1: MOTZ_result = certified
 - 2: $\mathcal{N}_{\text{dof}} := \mathcal{N} \setminus \mathcal{N}_{\text{test}}$
 - 3: **while** $\mathcal{N}_{\text{dof}} \neq \emptyset$ **do**
 - 4: **if** $\exists(z, z') \in \mathcal{N}_{\text{dof}} \times \mathcal{N}_{\text{test}}: E = [z, z'] \in \mathcal{E}_{\Omega} \wedge \deg(z', \mathcal{N}_{\text{test}}) = 1$ **then**
 - 5: trans(E) = **true**
 - 6: $\mathcal{N}_{\text{test}} = \mathcal{N}_{\text{test}} \cup \{z\}$
 - 7: $\mathcal{N}_{\text{dof}} = \mathcal{N}_{\text{dof}} \setminus \{z\}$
 - 8: **else**
 - 9: MOTZ_result = critical ; **STOP**
 - 10: **end if**
 - 11: **end while**
-

Algorithm 2 correct_angle_condition

Input: $\mathcal{N}, \mathcal{E}_{\Omega}$

Output: updated $\mathcal{N}, \mathcal{E}_{\Omega}$

- 1: **for all** $E \in \mathcal{E}_{\Omega}$ with trans(E) = **true** $\wedge \alpha_E > \pi$ **do**
 - 2: bisect E until weakly acute angle condition is satisfied
 - 3: **end for**
-

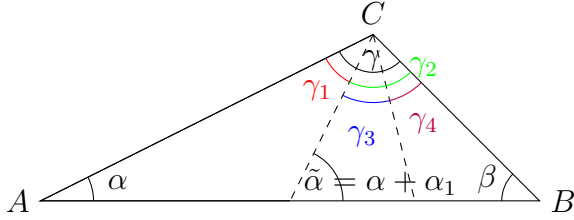


Figure 6: Setting for Lemma 4.6

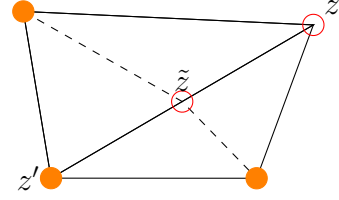


Figure 7: The setting for Lemma 4.8. (● ∈ $\mathcal{N}_{\text{test}}$), (○ ∈ \mathcal{N}_{dof}).

Lemma 4.6 *After a finite number of bisections the weakly acute angle condition is satisfied.*

Proof. We consider the setting depicted in Figure 6. Let $\tau = [A, B, C]$ be a triangle with corresponding angles α, β, γ such that $\alpha \leq \beta < \gamma$ and $\gamma > \frac{\pi}{2}$. After one bisection the angle γ splits in two angles $\gamma_1 + \gamma_2 = \gamma$ (cf. Figure 6) with the convention $\gamma_1 \leq \gamma_2$. Then $\gamma_1 \geq \alpha$ [19, Eq. (4) and (6)]. This implies that $\gamma_1 \leq \gamma_2 = \gamma - \gamma_1 \leq \gamma - \alpha$. If $\gamma_2 > \frac{\pi}{2}$, then another bisection implies with the same arguments that $\gamma_3, \gamma_4 \leq \gamma - 2\alpha$, since $\beta \geq \alpha$ as well as $\tilde{\alpha} = \alpha + \alpha_1 \geq \alpha$. We conclude that after a finite number n of bisections (depending on the smallest angle in the triangle), all angles γ_i , which subdivide γ , i.e., $\sum_{i=1}^{n+1} \gamma_i = \gamma$ satisfy $\gamma_i \leq \frac{\pi}{2}$. ■

Remark 4.7 *In general, a lower bound on the smallest angle of the mesh determines how many bisections are at most needed. In all examples that are presented in this publication, all weakly acute angle conditions were satisfied and no bisection was induced by the algorithm.*

Lemma 4.8 *Assume that the Algorithm MOTZ returns `MOTZ_result = certified` for a given Galerkin discretization as in (4.1). Running the bisection algorithm 2, does not change the outcome of MOTZ.*

Proof. Let $E = [z', z]$ be a transmission edge such that $\alpha_E > \pi$. After one bisection of E , a new vertex \tilde{z} on E is added (cf. Figure 7). In order to have the same outcome of Algorithm MOTZ we need to show that $u(z') = u(z) = 0$. Indeed, this follows from applying Lemma 4.3 along the edge $[z', \tilde{z}]$ and then $[\tilde{z}, z]$. The argument can be repeated for every subsequent bisection. ■

Theorem 4.9 *Consider the Galerkin discretization of (2.1) by (4.1). If `MOTZ`($\mathcal{N} \cap \Gamma, \mathcal{N}, \mathcal{E}_\Omega$) returns the value `MOTZ_result = certified`, and after running Algorithm 2, the system matrix \mathbf{K}_k in (2.3) is regular for $k \in \mathbb{R}$.*

Proof. From $u \in S$ and (2.5) we know that $u|_\Gamma = 0$. Choose z_1, z'_1 as defined in Algorithm 1 MOTZ and set $E = [z_1, z'_1]$. With Lemma 4.3, we conclude that $u(z'_1) = 0$. By an inductive application of this argument to pairs (z_j, z'_j) we obtain that u is zero at

all $z \in \mathcal{N}$. This means that u vanishes in all mesh points \mathcal{N} . Algorithm 2 makes sure all weakly acute angle conditions are met in the end. ■

Figure 8a shows the finite element mesh of a non-convex geometry with re-entrant corners. The boundary with Robin boundary conditions is illustrated in blue. In order to determine if the Galerkin finite element method (4.1) for this mesh is well-posed, we apply the checking algorithm with $\mathcal{N}_{\text{test}}$ being the nodes on the boundary (cf. Figure 8b). The red nodes belong to \mathcal{N}_{dof} .

In the subsequent figures the evolution of the algorithm is shown. It successively tries to find nodes in \mathcal{N}_{dof} that have a neighbouring node in $\mathcal{N}_{\text{test}}$ with transmission degree 1. Once such a node has been identified, it is removed from \mathcal{N}_{dof} and added to $\mathcal{N}_{\text{test}}$. In this example the procedure can be repeated until \mathcal{N}_{dof} is the empty set and $\mathcal{N}_{\text{test}} = \mathcal{N}$, i.e., MOTZ will return **certified**. Furthermore, due to the regularity of the mesh, nodes that satisfy the conditions of Lemma 4.3 are easily found in each step, since they are typically located next to the node that has been removed from \mathcal{N}_{dof} in the previous step.

Note that the order in which nodes are removed from \mathcal{N}_{dof} depends on the enumeration of the nodes in the mesh. The result of MOTZ however, is independent of the node enumeration.

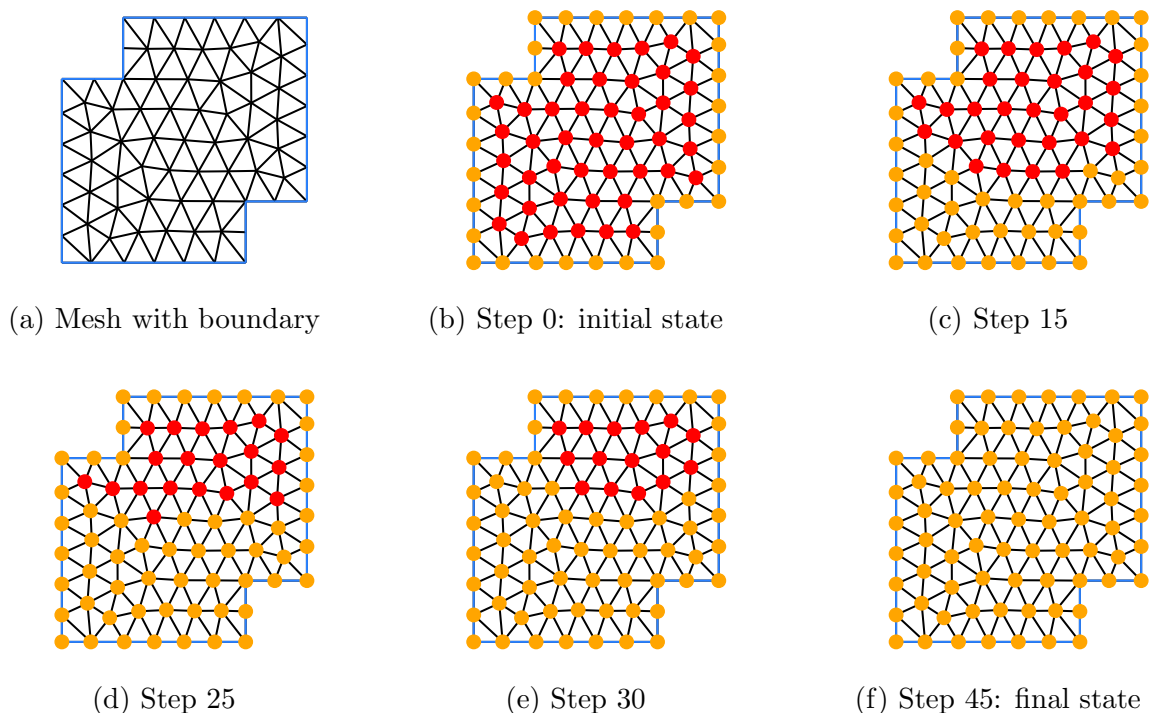
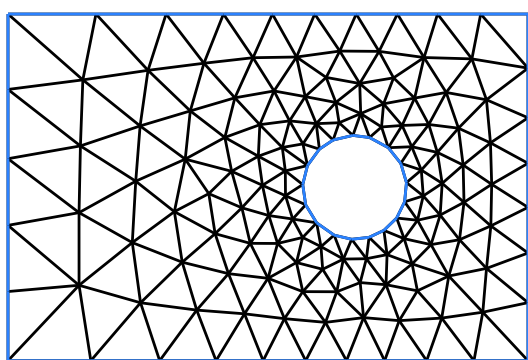


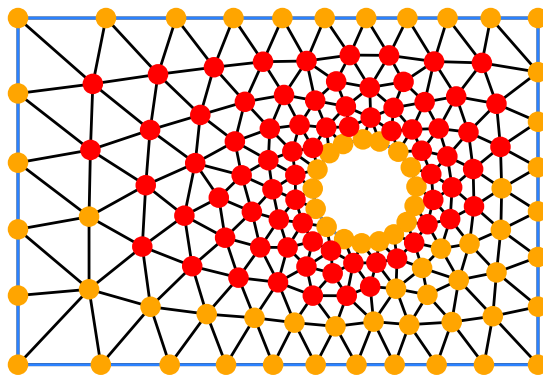
Figure 8: Example of a non-convex geometry and the evolution of the checking algorithm (with result `MOTZ_result = certified`).

Figure 9 shows the mesh of a geometry with one hole. As before the boundary with Robin boundary conditions is illustrated in blue and we initialize the checking algorithm with $\mathcal{N}_{\text{test}} := \mathcal{N} \cap \Gamma$. Also, for this example, MOTZ returns `MOTZ_result = certified`

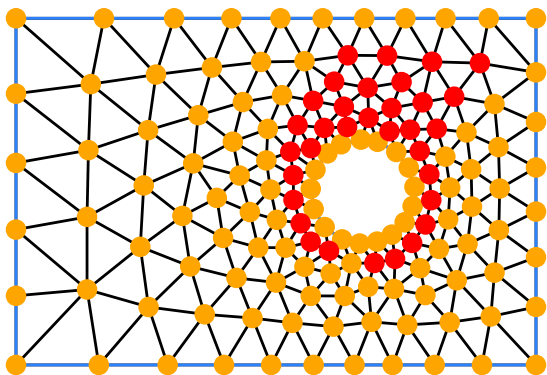
which means that problem (4.1) is well-posed. In the following we refer to the nodes in \mathcal{N}_{dof} (red nodes) that are connected by an edge to the boundary nodes of the inner circle as ‘layer 1’ nodes, ‘layer 0’ being the boundary nodes on the circle. Interestingly, none of the ‘layer 1’ nodes can be marked orange initially, since each boundary node on the circle is connected to at least two ‘layer 1’ nodes and therefore has a transmission degree larger than one. Thus, MOTZ has to start from the outer boundary and successively moves towards the interior boundary points. Only in step 62 of the algorithm (see Figure 9c) one entry point into ‘layer 1’ can be found. Note that none of the other nodes in ‘layer 1’ could have been marked orange at this point, since all of the orange ‘layer 2’ nodes, except the one, have transmission degree 2 (are connected to two red nodes).



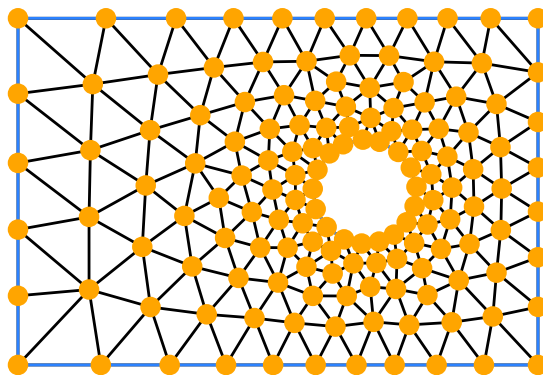
(a) Mesh with boundary



(b) Step 20



(c) Step 62



(d) Step 95: final state

Figure 9: Example of a non-convex geometry with one hole and the evolution of the checking algorithm (with result `MOTZ_result = certified`).

This suggests how a finite element mesh would need to look like in order for MOTZ to give the result `MOTZ_result = critical`. If the mesh in Figure 9a was such that each ‘layer 1’ node is connected to exactly two nodes in ‘layer 0’ and ‘layer 2’, the algorithm would not find any entry point into ‘layer 1’ and would return `MOTZ_result = critical`. However, in

practice we could not produce such a mesh with standard mesh generation tools due to its non-optimal quality.

We applied the Algorithm MOTZ to various geometries and mesh configurations (sharp corners, complex geometries, strong local refinements). None of the tested meshes that were produced by a standard mesh generation algorithm (such as [18, 17]), actually lead to the output `MOTZ_result = critical` of the Algorithm MOTZ.

4.2 A mesh modification algorithm and numerical experiments

Even though the checking algorithm seems to return the output `MOTZ_result = certified` for most shape regular meshes, one can construct examples where it returns a critical result. In these cases we need to modify the finite element mesh so that the corresponding Galerkin discretization is stable. We propose the following three simple mesh modification strategies, that can lead to a passing of the checking algorithm:

- Re-building of the whole mesh with slightly modified mesh parameters.
- Local refinement of the mesh across the interface of \mathcal{N}_{dof} and $\mathcal{N} \setminus \mathcal{N}_{\text{dof}}$, where \mathcal{N}_{dof} is the result of MOTZ.
- Application of Algorithm 3 (`MOTZ_flip`), which flips certain edges at the interface of \mathcal{N}_{dof} and $\mathcal{N} \setminus \mathcal{N}_{\text{dof}}$.

If MOTZ returns `MOTZ_result = critical` (together with the non-empty set \mathcal{N}_{dof}), the algorithm was not able to find any more nodes that satisfy the conditions of Lemma 4.3. The idea behind all three strategies above is to alter existing or create new entry points for the algorithm into the remaining set \mathcal{N}_{dof} . Re-building of the whole mesh with slightly different parameters or a different meshing algorithm is a simple way of altering triangles and edges which in turn might break up the constellations that lead to the output `MOTZ_result = critical`. If this is not possible or not successful a more targeted local refinement around a node on the boundary of \mathcal{N}_{dof} might lead to new entry points and to a passing of the checking algorithm.

A highly targeted approach to create new entry points with minimal modifications to the original mesh is described in Algorithm 3. The idea is to detect those nodes on the boundary of \mathcal{N}_{dof} that have exactly two connected nodes in $\mathcal{N}_{\text{test}}$, which in turn have exactly one common node in $\mathcal{N}_{\text{test}}$ (see Figure 10). Flipping the interior edge in this scenario, i.e., replacing $[z_1, z_2]$ with $[z, \tilde{z}]$, will then increase the transmission degree of \tilde{z} by one. Since this will typically mean that $\deg(\tilde{z}, \mathcal{N}_{\text{test}}) = 1$, this mesh modification will create a new entry point for MOTZ into \mathcal{N}_{dof} . Often the constellation described in Figure 10 can be found multiple times in a mesh. In Algorithm 3 we propose to compute a mesh quality score for each potential edge flip. The checking algorithm is then rerun for the modified mesh with the highest quality score.

Algorithm 3 makes use of the following definitions:

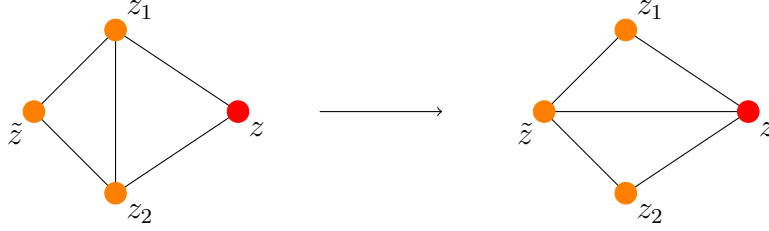


Figure 10: Replacing $[z_1, z_2]$ with $[z, \tilde{z}]$ increases $\deg(\tilde{z}, \mathcal{N}_{\text{test}})$ by 1 ($\bullet \in \mathcal{N}_{\text{test}}$, $\bullet \in \mathcal{N}_{\text{dof}}$).

(i) The neighbouring nodes of a node $z \in \mathcal{N}$ are denoted by

$$\mathcal{N}_{\text{neighbours}}(z) = \{z' \in \mathcal{N} \setminus \{z\} \mid [z, z'] \in \mathcal{E}_{\Omega}\}.$$

(ii) The set of edges \mathcal{E}_{Ω} , where edge $[z_1, z_2]$ has been replaced by edge $[\tilde{z}_1, \tilde{z}_2]$ is denoted by

$$\mathcal{E}_{\Omega, [z_1, z_2] \rightarrow [\tilde{z}_1, \tilde{z}_2]} := \mathcal{E}_{\Omega} \setminus \{[z_1, z_2]\} \cup \{[\tilde{z}_1, \tilde{z}_2]\}.$$

Algorithm 3 MOTZ_flip

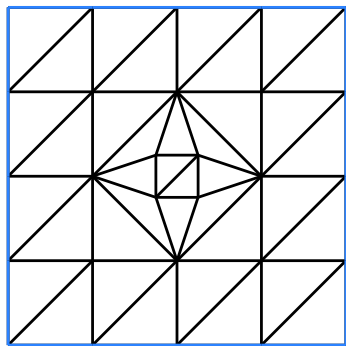
Input: MOTZ_result, $\mathcal{N}_{\text{test}}$, \mathcal{N} , \mathcal{E}_{Ω}
Output: updated MOTZ_result, $\mathcal{N}_{\text{test}}$, \mathcal{N} , \mathcal{E}_{Ω}

- 1: **while** MOTZ_result = critical **do**
- 2: Set $\mathcal{P} = \{\}$, which will hold possible modified meshes, together with a quality score for each mesh.
- 3: **for all** $z \in \partial\mathcal{N}_{\text{dof}}$ **do**
- 4: Let $z_1, \dots, z_k \in \mathcal{N}_{\text{neighbours}}(z) \cap \mathcal{N}_{\text{test}}$ be the neighbours of z in $\mathcal{N}_{\text{test}}$
- 5: **if** $k = 2$ **and** $\mathcal{N}_{\text{neighbours}}(z_1) \cap \mathcal{N}_{\text{neighbours}}(z_2) \cap \mathcal{N}_{\text{test}} = \{\tilde{z}\}$ **then**
- 6: Compute a quality score q for the mesh associated with $\mathcal{E}_{\Omega, [z_1, z_2] \rightarrow [z, \tilde{z}]}$
- 7: Set $\mathcal{P} = \mathcal{P} \cup \{(\mathcal{E}_{\Omega, [z_1, z_2] \rightarrow [z, \tilde{z}]}, q)\}$
- 8: **end if**
- 9: **end for**
- 10: Let $\mathcal{E}_{\Omega, [z_1, z_2] \rightarrow [z, \tilde{z}]}^{\max}$ be the set of edges in \mathcal{P} with the highest quality score.
- 11: (MOTZ_result, $\mathcal{N}_{\text{test}}$, \mathcal{N} , \mathcal{E}_{Ω}) = MOTZ($\mathcal{N}_{\text{test}}$, \mathcal{N} , $\mathcal{E}_{\Omega, [z_1, z_2] \rightarrow [z, \tilde{z}]}^{\max}$)
- 12: **end while**

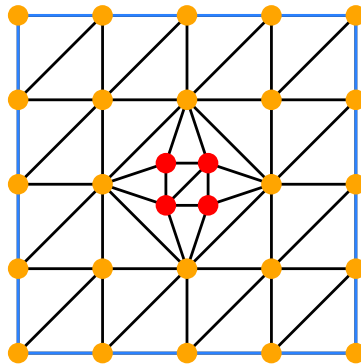
We emphasize that the strategies described above are heuristic, e.g., only the case $k = 2$ is considered (Algorithm 3: line 5). However, we expect that they are successful in the vast majority of cases where MOTZ returns MOTZ_result = critical.

Figure 11a shows an example of a mesh, where the checking algorithm returns MOTZ_result = critical, together with a nonempty set \mathcal{N}_{dof} consisting of four points (see Figure 11b).

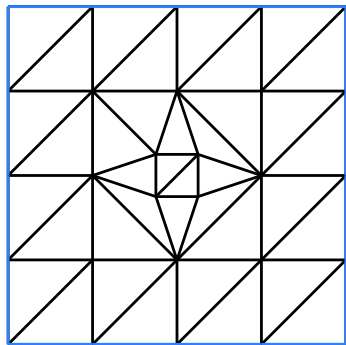
We apply Algorithm 3 `MOTZ_flip`, which in this case will detect four edges that can potentially be flipped. As a simple quality score we measure the minimal angle for each triangle in the mesh. Due to the symmetry of the mesh, the quality score for each potential modification suggested by `MOTZ_flip` coincides. Therefore, there is no preference concerning the choice of the edge that will be flipped in this case. Figure 11c shows the modified mesh. Indeed, this modification is sufficient in order for `MOTZ` to return `MOTZ_result = certified`.



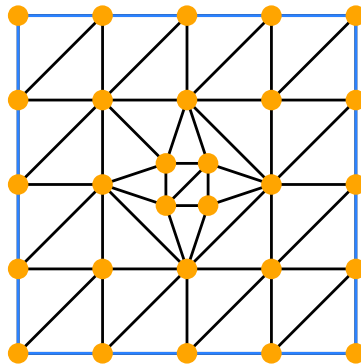
(a) Original mesh



(b) `MOTZ` returns `MOTZ_result = critical`.



(c) Modified mesh



(d) `MOTZ` returns `MOTZ_result = certified`.

Figure 11: (a) Example of a mesh for which `MOTZ` returns `MOTZ_result = critical`. (c) Modified mesh as a result of Algorithm 3 which leads to a passing checking algorithm.

Acknowledgments We thank Victorita Dolean, University of Strathclyde, UK, for valuable discussions on the topic of the paper. The first author is grateful for the financial support by the Austrian Science Fund (FWF) through the doctoral school *Dissipation and dispersion in nonlinear PDEs* (grant W1245). The third author gratefully acknowledges the support by the Swiss National Science Foundation under grant no. 172803.

References

- [1] S. C. Brenner and L. R. Scott. *The mathematical theory of finite element methods*. Third. Vol. 15. Springer, New York, 2008.
- [2] T. Chaumont-Frelet, A. Ern, and M. Vohralík. “On the derivation of guaranteed and p-robust a posteriori error estimates for the Helmholtz equation”. In: *Numerische Mathematik* (2021).
- [3] P. G. Ciarlet. *The finite element method for elliptic problems*. North-Holland Publishing Co., Amsterdam-New York-Oxford, 1978.
- [4] W. Dörfler and S. A. Sauter. “A posteriori error estimation for highly indefinite Helmholtz problems”. In: *Comput. Methods Appl. Math.* 13.3 (2013), pp. 333–347.
- [5] F. Ihlenburg and I. Babuška. “Finite Element Solution to the Helmholtz Equation with High Wave Number. Part I: The h-version of the FEM”. In: *Comp. Math. Appl.* 39.9 (1995), pp. 9–37.
- [6] F. Ihlenburg and I. Babuška. “Finite Element Solution to the Helmholtz Equation with High Wave Number. Part II: The h-p version of the FEM”. In: *SIAM J. Num. Anal.* 34.1 (1997), pp. 315–358.
- [7] S. Irimie and P. Bouillard. “A residual a posteriori error estimator for the finite element solution of the Helmholtz equation”. In: *Comput. Methods Appl. Mech. Engrg.* 190.31 (2001), pp. 4027–4042.
- [8] R. Leis. *Initial Boundary Value Problems in Mathematical Physics*. Stuttgart, Chichester: Teubner, Wiley Sons, 1986.
- [9] L. Li and L. Zhang. *Anderson-Bernoulli Localization on the 3D lattice and discrete unique continuation principle*. 2021. arXiv: 1906.04350 [math.AP].
- [10] J. M. Melenk. “On Generalized Finite Element Methods”. PhD thesis. University of Maryland at College Park, 1995.
- [11] J. M. Melenk, A. Parsania, and S. A. Sauter. “General DG-methods for highly indefinite Helmholtz problems”. In: *J. Sci. Comput.* 57.3 (2013), pp. 536–581.
- [12] J. M. Melenk and S. A. Sauter. “Convergence Analysis for Finite Element Discretizations of the Helmholtz equation with Dirichlet-to-Neumann boundary condition.” In: *Math. Comp* 79 (2010), pp. 1871–1914.
- [13] J. M. Melenk and S. A. Sauter. “Wave-Number Explicit Convergence Analysis for Galerkin Discretizations of the Helmholtz Equation”. In: *SIAM J. Numer. Anal.* 49.3 (2011), pp. 1210–1243.
- [14] S. Sauter. *Ein Mehrgitterverfahren zur Berechnung der Eigenschwingungen von abgeschlossenen Wasserbecken*. Universität Heidelberg: Diplomarbeit, 1989.
- [15] S. A. Sauter and J. Zech. “A posteriori error estimation of hp -dG finite element methods for highly indefinite Helmholtz problems”. In: *SIAM J. Numer. Anal.* 53.5 (2015), pp. 2414–2440.

- [16] A. Schatz. “An observation concerning Ritz-Galerkin methods with indefinite bilinear forms”. In: *Math. Comp.* 28 (1974), pp. 959–962.
- [17] N. Schlömer and A. Dobrawy. <https://zenodo.org/record/4728056>.
- [18] N. Schlömer and J. Hariharan. <https://zenodo.org/record/4728040>.
- [19] C. Stamm, S. Eidenbenz, and R. Pajarola. “A modified longest side bisection triangulation”. In: *Electronic Proceedings of the 10th Canadian Conference on Computational Geometry* (1998).
- [20] G. Strang and G. Fix. *An Analysis of the Finite Element Method*. Englewood Cliffs: Prentice-Hall, 1973.
- [21] H. Wu. “Pre-asymptotic error analysis of CIP-FEM and FEM for the Helmholtz equation with high wave number. Part I: linear version”. In: *IMA J. Numer. Anal.* 34.3 (2014), pp. 1266–1288.
- [22] J. Xu and L. Zikatanov. “A monotone finite element scheme for convection-diffusion equations”. In: *Math. Comp.* 68.228 (1999), pp. 1429–1446.