

BLM-17M: A LARGE-SCALE DATASET FOR BLACK LIVES MATTER TOPIC DETECTION ON TWITTER

A PREPRINT

Hasan Kemik

CARBON Consulting & Information Technology
Computer & Mechatronics Engineering Departments,
Istanbul Bilgi University
hasan.kemikk@gmail.com

Nusret Özates*

CARBON Consulting & Information Technology
Computer Engineering Department,
Turkish-German University
m.nusret.ozates@gmail.com

Meysam Asgari-Chenaghlu

CARBON Consulting & Information Technology
Department of Computer Engineering,
University of Tabriz
m.asgari.c@gmail.com

Erik Cambria

Nanyang Technological University,
Singapore
cambria@ntu.edu.sg

May 5, 2021

ABSTRACT

Protection of human rights is one of the most important problems of our world. In this paper, our aim is to provide a dataset which covers one of the most significant human rights contradiction in recent months affected the whole world, George Floyd incident. We propose a labeled dataset for topic detection that contains 17 million tweets. These Tweets are collected from 25 May 2020 to 21 August 2020 that covers 89 days from start of this incident. We labeled the dataset by monitoring most trending news topics from global and local newspapers. Apart from that, we present two baselines, TF-IDF and LDA. We evaluated the results of these two methods with three different k values for metrics of precision, recall and f1-score. The collected dataset is available at <https://github.com/MeysamAsgariC/BLMT>.

Keywords BlackLivesMatter · Dataset · Twitter · Topic Detection · Social Media

1 Introduction

The George Floyd incident broken heart of many people of color and defenders of liberty and democracy. People protested this horrible incident for months in various cities not around the USA but in around world. Despite the corona virus outbreak in months before the incident, many kept their faith in democracy and liberty by protesting. The importance of this incident has motivated many around the world to start researching many aspects of it [1, 2, 3]. Social media on the other hand, plays a crucial role in many aspects of our lives and is an iseparable part of daily life. The impact of Twitter, as a news platform and first witness reporting media on many events is undeniable; Such events can include sports, politics, protests, global news and many other topics. Easiness of sharing and receiving information across the globe within seconds also creates an environment for mass producing of data about the subject. Twitter, is still growing in number of users [4].

In [5, 6] Twitter’s credibility and influence on reaching global audience is examined. Hence, with these properties, Twitter becomes an important platform for text and multimodal (image, text and video) data analytical practices.

To have a better understanding of the social stance for the people concerned, supporting, or even in contradiction with the George Floyd incident, we collected a dataset containing 17 million Tweets. These tweets are collected by

*Corresponding Author

monitoring the most important hashtags related to the incident that people have used during the protests and afterwards. The data labeling part is also taken place where we managed to monitor the most important and trustworthy news outlets have published timely reports on the incident, protests and events after it.

Rest of the paper is as follows: section 2 describes data collection and analysis while section 3 presents the baseline results on the dataset. At the end, section 4 concludes the whole paper.

2 Data Collection & Analysis

We collected BLMT dataset using various hashtags covering majority of Tweets about this topic. These hashtags are noted below.

- #BLM
- #BlackLivesMatter
- #JusticeForGeorgeFloyd
- #GeorgeFloyd
- #ICantBreathe
- #PoliceBrutality
- #PeacefulProtest

After data collection is completed, data is squeezed between the day of George Floyd incident is happened, 25 May 2020 [7], and 21 August 2020 [3], which George Floyd’s mural is defaced. Total tweets crawled based on hashtags is introduced in *Table 1*.

Hashtag	Start Date	End Date	Tweet Count
blm	2020-05-25	2020-08-21	7,735,737
blacklivesmatter	2020-05-25	2020-08-21	1,341,533
justiceforgeorgefloyd	2020-05-25	2020-08-21	1,054,728
georgefloyd	2020-05-25	2020-08-21	4,545,748
icantbreathe	2020-05-25	2020-08-21	251,494
policebrutality	2020-05-25	2020-08-21	1,822,548
peacefulprotest	2020-05-25	2020-08-21	30,679

Total: 16,782,467

Table 1: Crawled tweet number and date range based on label.

In figure 1 daily frequencies for Tweets can be found on a time-series manner. This highly trend in the first days of incident and a decrease on coming days shows the trending and still continuous responds to it.

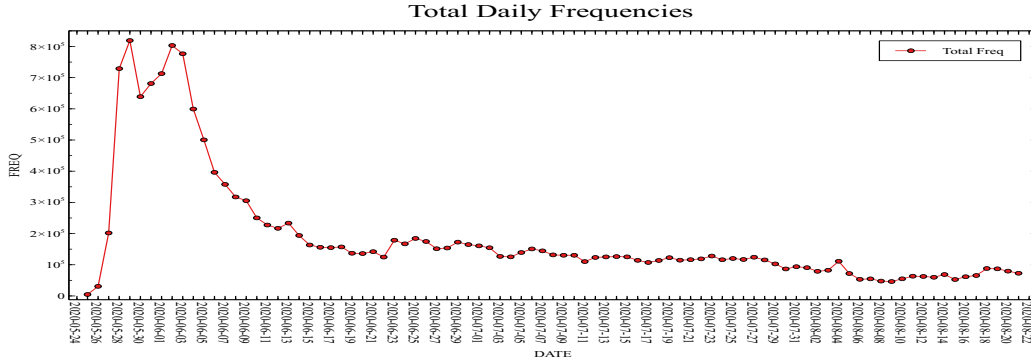


Figure 1: Total daily tweet numbers.

Data labeling is accomplished using following steps:

- Local and international newspapers are examined in order to correctly determine the days of the events.
- Websites are also examined in the same way with the newspapers.
- After noting down the important dates and the articles found from newspapers and websites, keywords extracted from each of them by hand.

Some of the extracted keywords are as follows:

- | | | | |
|--------------------|---------------|----------------|--------------|
| • abetting | • charged | • governor | • officer |
| • accident | • civil | • ground | • peace |
| • activist | • clash | • guard | • police |
| • american | • confederate | • head | • protest |
| • anger | • crisis | • icantbreathe | • riot |
| • arrest | • crowd | • injure | • right |
| • black | • curfew | • justice | • shooting |
| • blacklivesmatter | • death | • killed | • symbol |
| • breathe | • fire | • live | • trump |
| • burial | • floyd | • manslaughter | • washington |
| • chaos | • george | • murder | • whitehouse |

Figure 2 represents the top keywords extracted from the dataset on daily basis. We considered these keywords after lemmatization and stop-word removal. We kept the preprocessing step as minor as possible to not alter the dataset and its main characteristics.

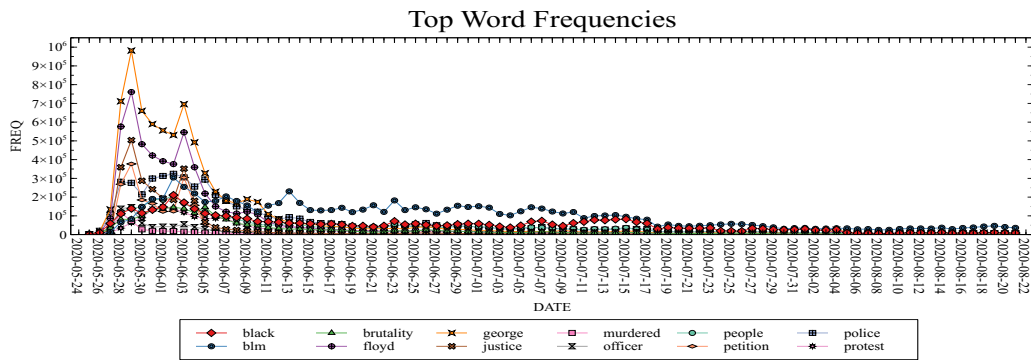


Figure 2: Frequency analysis of top keywords.

In Figure 3, weekly most frequent words are visualized after lemmatization and stop words removal. This weekly view shows trending different keywords on different weeks.

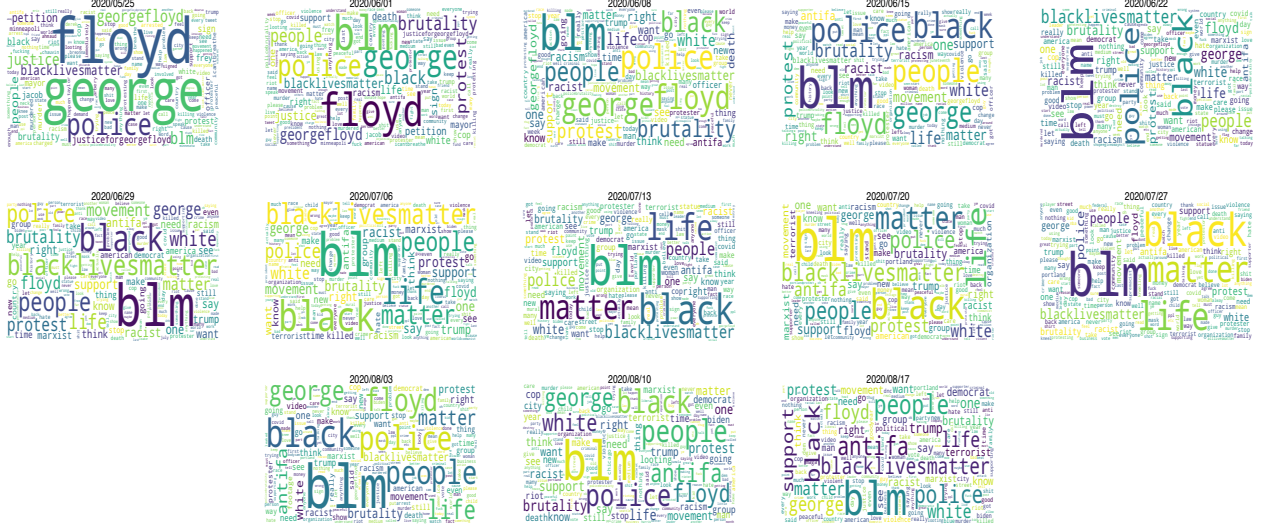


Figure 3: Weekly WordCloud representation.

3 Baselines

TF-IDF and LDA extraction methods on daily basis is used to provide baselines for this dataset. Top 10, 25 and 50 extracted keywords is used to check if they exist in the ground truth labels or not. This step can also be considered as a quality check because it ensures that with minimum effort and easier to use methods such as TF-IDF and LDA, results keeps getting better on various top-k analysis. Metrics to be considered as main evaluation anchors are precision, recall and f-measures and equations 1, 2 and 2 present them.

$$Precision = \frac{|\{extracted_keywords\} \cap \{ground_truth\}|}{|\{ground_truth\}|} \quad (1)$$

$$Recall = \frac{|\{extracted_keywords\} \cap \{ground_truth\}|}{|\{extracted_keywords\}|} \quad (2)$$

$$f1 - score = \frac{2 * Precision * Recall}{(Precision + Recall)} \quad (3)$$

Calculated results are represented in the *Table: 2* for various top-k precision, recall and f1-score. These metrics present an overall improvement between two baselines, TF-IDF and LDA. According to this table, best obtained results for top-10, 25 and 50 are 0.1314, 0.2044 and 0.3066 for precision.

Method	Keyword Count	Precision	Recall	f1-score
TF-IDF	Top 10	0.0438	0.0250	0.0318
LDA	Top 10	0.1314	0.0750	0.0955
TF-IDF	Top 25	0.0949	0.0217	0.0650
LDA	Top 25	0.2044	0.0467	0.1400
TF-IDF	Top 50	0.2920	0.0333	0.1000
LDA	Top 50	0.3066	0.0350	0.1050

Table 2: Score Comparison for Keyword Extraction.

4 Conclusion

We have collected a 17 million dataset for topic detection in George Floyd incident and also provide labels for it from major news reporting online outlets. The analysis of the dataset using two major baselines, TF-IDF and LDA is also

provided. Provided analyzes and dataset in this paper is written to draw attention to the subject of human rights around the world. As people start to use Twitter for sharing their thoughts, emotions, local news, etc. it became a great source for NLP applications. This dataset can also be considered as a source for a domain specific corpus around the George Floyd incident.

References

- [1] Temitope B Oriola and W Andy Knight. Covid-19, george floyd and human security, 2020.
- [2] Benard P Dreyer, Maria Trent, Ashaunta T Anderson, George L Askew, Rhea Boyd, Tumaini R Coker, Tamara Coyne-Beasley, Elena Fuentes-Afflick, Tiffani Johnson, Fernando Mendoza, et al. The death of george floyd: Bending the arc of history toward justice for generations of children. *Pediatrics*, 146(3), 2020.
- [3] The Associated Press. George floyd mural in minneapolis defaced with black paint, Aug 2020.
- [4] J. Clement. Twitter global mdau 2020, Jul 2020.
- [5] Carlos Castillo, Marcelo Mendoza, and Barbara Poblete. Information credibility on twitter. In *Proceedings of the 20th international conference on World wide web*, pages 675–684, 2011.
- [6] Sasa Petrovic, Miles Osborne, Richard McCreadie, Craig Macdonald, and Iadh Ounis. Can twitter replace newswire for breaking news? 2013.
- [7] Reuters. Timeline: Key events in the month since george floyd’s death, Jun 2020.