

Black-Box Dissector: Towards Erasing-based Hard-Label Model Stealing Attack

Yixu Wang¹, Jie Li¹, Hong Liu², Yongjian Wu³, Rongrong Ji^{1,4*}

¹Media Analytics and Computing Lab, Department of Artificial Intelligence, School of Informatics, Xiamen University, 361005, China

²National Institute of Informatics, Japan

³Youtu Lab, Tencent Technology (Shanghai) Co.,Ltd

⁴Institute of Artificial Intelligence, Xiamen University

yxwang79@gmail.com, lijie.32@outlook.com, hliu@nii.ac.jp, littlekenwu@tencent.com, rrji@xmu.edu.cn

Abstract

Model stealing attack aims to create a substitute model that steals the ability of the victim target model. However, most of the existing methods depend on the full probability outputs from the victim model, which is unavailable in most realistic scenarios. Focusing on the more practical hard-label setting, due to the lack of rich information in the probability prediction, the existing methods suffer from catastrophic performance degradation. Inspired by knowledge distillation, we propose a novel hard-label model stealing method termed *black-box dissector*, which includes a CAM-driven erasing strategy to mine the hidden information in hard labels from the victim model, and a random-erasing-based self-knowledge distillation module utilizing soft labels from substitute model to avoid overfitting and miscalibration caused by hard labels. Extensive experiments on four widely-used datasets consistently show that our method outperforms state-of-the-art methods, with an improvement of at most 9.92%. In addition, experiments on real-world APIs further prove the effectiveness of our method. Our method also can invalidate existing defense methods which further demonstrates the practical potential of our methods.

1 Introduction

The machine learning models deployed on the cloud can serve users through the application programming interface, so as to improve productivity. Cloud models are valuable intellectual property, because developing them for commercial purposes is a product of intensive labor and monetary effort. However, the exposure of the model’s predictions represents a significant risk as an adversary can leverage this information to steal the model’s function [Papernot *et al.*, 2017; Orekondy *et al.*, 2019a; Pal *et al.*, 2020]. The threat of such model stealing attacks is two-fold: adversaries can use the stolen model to make a profit or as a reconnaissance step to mount further attacks [Zhou *et al.*, 2020; Yang *et al.*, 2020].

*Corresponding author.

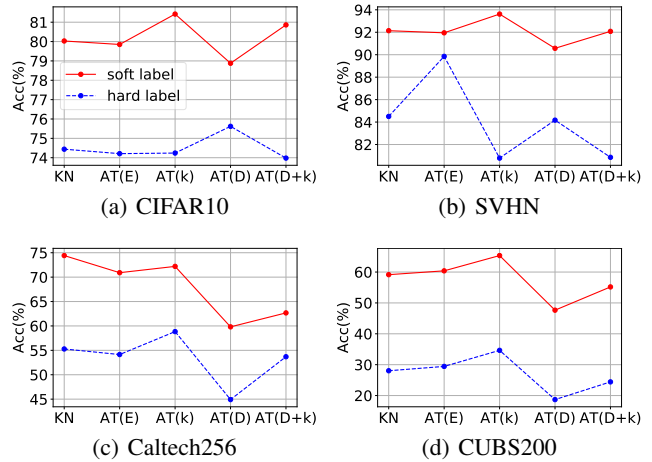


Figure 1: The test accuracies of previous model stealing methods on four widely used datasets with hard labels are much lower than the ones with soft labels, especially for large-scale datasets. (KN: KnockoffNets, ‘AT’: ActiveThief, ‘E’: entropy, ‘K’: k-Center, ‘D’: DFAL)

Studying various mechanisms of model stealing attack is of great interest to AI companies that help them better protect their models. Revisiting the existing model stealing attack methods [Orekondy *et al.*, 2019a; Pal *et al.*, 2020; Zhou *et al.*, 2020], we conclude that the process can be divided into two key stages, *i.e.*, transfer dataset constructing and substitute model training. Assuming that the victim model outputs the complete probability predictions, previous methods [Orekondy *et al.*, 2019a; Pal *et al.*, 2020] can construct an informative transfer dataset, and use this dataset to better train the substitute model. However, by contrast, real-world online APIs usually only return partial probability values (top- k predictions) or even the top-1 prediction (*i.e.*, hard label). In addition, defense methods emerge one after another considering the threat of such an attack. Most advanced defense methods for model stealing attack [Orekondy *et al.*, 2019b; Juuti *et al.*, 2019; Kariyappa and Qureshi, 2020] aim to perturb the probability predictions while keeping the top-1 label unchanged for high accuracy. This makes these defenses in-

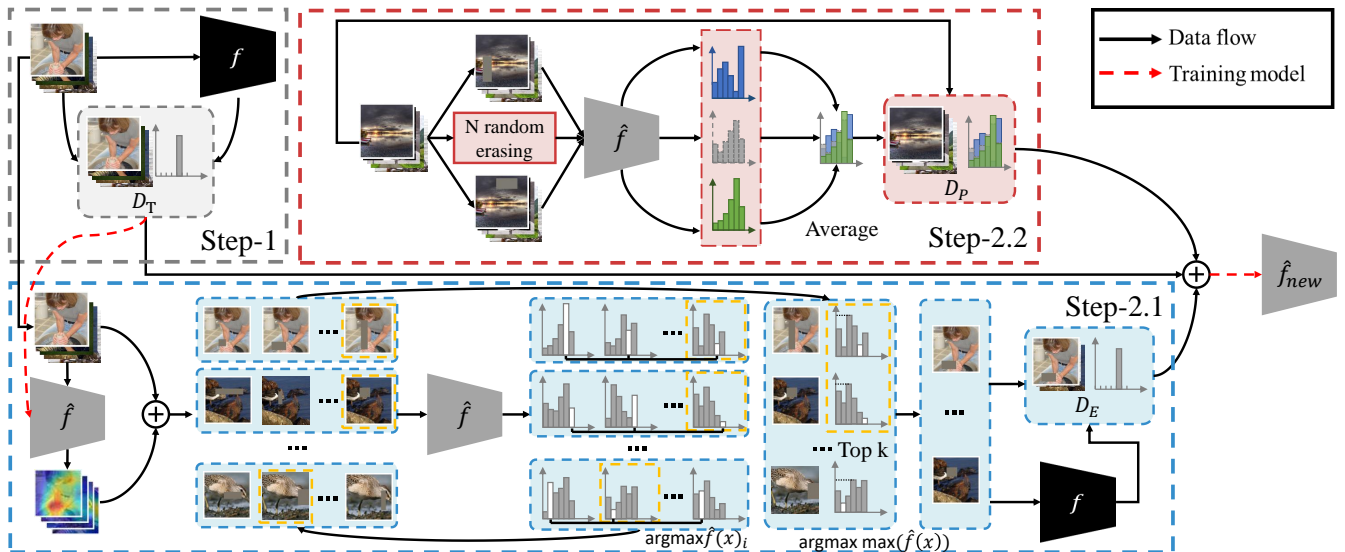


Figure 2: Details of our proposed black-box dissector with a CAM-driven erasing strategy (step 2.1) and a random-erasing-based self-KD module (step 2.2). In step 2.1, the images in transfer set D_T are erased according to the Grad-CAM, and we selected the erased images with the largest difference from the original images according to the substitute model’s outputs. In step 2.2, we randomly erase the unlabeled image N times, and then average the outputs of the N erased images by the substitute model as the pseudo-label.

valid for attack under the hard-label setting.

The above discussion raises a natural question: *is it possible to perform the model stealing attack with only hard labels?* To answer it, we first evaluate the performance of previous methods under this setting as in Fig. 1, and conclude that their performance has a significant degradation. To go in-depth analysis on the mechanism of model stealing attacks, we argue this is because of the lack of similarity information between different classes from the soft labels to the hard ones. To handle this problem, inspired by the knowledge distillation (KD), we design *an ingenious CAM-based erasing method*, which erases the important area on the sample based on the substitute’s saliency map, and queries the victim model for a new prediction. Note that we can dig out other class information in this sample if the new prediction changes. Otherwise, it proves that the substitute model pays attention to the wrong area. Then we can align the attention of both the substitute and the victim model by learning clean samples and the corresponding erased samples simultaneously.

However, the substitute model trained with limited hard-label samples will result in over-fitting and miscalibration [Guo *et al.*, 2017; Kim *et al.*, 2020]. To this end, we introduced a *simple self-KD framework with random erasing (RE)*. Particularly, we randomly erase one sample a certain number of times, query the substitute model for soft-label outputs, and take the average value of these outputs as the pseudo label. After that, we use both hard labels from the victim model and pseudo labels from the previous substitute model to train a new substitute model, we can also consider the ensemble of the two models as the teacher.

In summary, we propose a novel model stealing framework termed *black-box dissector*, which includes a CAM-driven erasing strategy and a RE-based self-KD module.

And our method is orthogonal to previous ones [Orekondy *et al.*, 2019a; Pal *et al.*, 2020] and can be integrated together. The experiments on four widely-used datasets demonstrate our method achieves 43.04 – 90.57% test accuracy (47.60 – 91.37% similarity) to the victim model, which is at most 27.29% higher than the SOTA method. We also proved that our method can defeat popular defense methods and is effective for real-world APIs like services provided by Amazon Web Services (AWS).

2 Background and Notions

Model stealing attacks aims to generate a substitute model $\hat{f}: [0, 1]^d \mapsto \mathbb{R}^N$ that performs as similarly as possible to the black-box victim model $f: [0, 1]^d \mapsto \mathbb{R}^N$ (with only outputs accessed). Papernot *et al.* [2017] first observed that online models could be stolen through multiple queries. After that, due to the practical threat to real-world APIs, several studies paid attention to this problem and proposed many attack algorithms.

These algorithms consist of two stages: 1) constructing a transfer dataset D_T (step 1 in Fig. 2) and 2) training a substitute model. The transfer dataset is constructed based on data synthesis or data selection and then feed into the victim model for labels. Methods based on data synthesis [Zhou *et al.*, 2020; Kariyappa *et al.*, 2020] adopt the GAN-based models to generate a virtual dataset. And the substitute model and the generative model are trained alternatively on this virtual dataset by querying the victim model iteratively. The data selection methods prepare an attack dataset as the data pool, and then sample the most informative data via machine learning algorithms, *e.g.*, reinforcement learning [Orekondy *et al.*, 2019a] or active learning strategy [Pal *et al.*, 2020] (*e.g.*, uncertainty-based strategy [Lewis and Gale, 1994], *k*-

Center strategy [Sener and Savarese, 2018], and DFAL strategy [Ducoffe and Precioso, 2018]). Considering that querying the victim model will be costly, the attacker usually sets a budget on the number of the queries so the size of the transfer dataset should be limited as well. Previous methods assume the victim model returns a complete probability prediction $f(x)$, which is less practical.

In this paper, we focus on the hard-label $\phi(f(x))$ setting, where ϕ is the truncation function used to truncate the information contained in the victim’s output and return the corresponding one-hot vector:

$$\phi(f(x))_i := \begin{cases} 1 & \text{if } i = \arg \max_n f(x)_n; \\ 0 & \text{otherwise.} \end{cases} \quad (1)$$

With the transfer dataset, the substitute model is optimized by minimize a loss function \mathcal{L} (e.g., cross-entropy loss function):

$$\begin{cases} \mathbb{E}_{x \sim \mathcal{D}_T} [\mathcal{L}(f(x), \hat{f}(x))], & \text{for soft labels;} \\ \mathbb{E}_{x \sim \mathcal{D}_T} [\mathcal{L}(\phi(f(x)), \hat{f}(x))], & \text{for hard labels.} \end{cases} \quad (2)$$

Knowledge distillation (KD) has been widely studied in machine learning [Hinton *et al.*, 2015; Anil *et al.*, 2018; Furlanello *et al.*, 2018], which transfers the knowledge from a teacher model to a student model. Model stealing attacks can be regarded as a black-box KD problem where the victim model is the *teacher* with only outputs accessible and the substitute model is the *student*. The main reason for the success of KD is the *valuable information that defines a rich similarity structure over the data* in the probability prediction [Hinton *et al.*, 2015]. However, for the hard-label setting discussed in this paper, this valuable information is lost. Inspired by KD, our method tries to dig out the hidden information in the data and models, and then transfers more knowledge to the substitute model.

3 Method

The overview of our proposed black-box dissector is shown in Fig. 2. In addition to the conventional process (*i.e.*, the transfer dataset \mathcal{D}_T constructing in step 1 and the substitute model training in the right), we introduce two key modules: a CAM-driven erasing strategy (step 2.1) and a RE-based self-KD module (step 2.2).

3.1 A CAM-driven erasing strategy

Since the lack of class similarity information degrades the performance of previous methods under the hard-label setting, we try to re-dig out such hidden information. Taking an example from the ILSVRC-2012 dataset for illustration as in Fig. 3. Querying the CUBS200 trained victim model with this image, we get two classes with the highest confidence score: “Anna hummingbird” (0.1364) and “Common yellowthroat” (0.1165), and show their corresponding salience map in the first column of Fig. 3. It is easy to conclude that two different salience regions response for different classes according to the salience map. When training the substitute model with the hard label “Anna hummingbird” and without the class similarity information, the model can not learn from the area related to the “Common yellowthroat” class, which means this




Figure 3: An example from the ILSVRC-2012 dataset and its salience map corresponding to two most likely class “Anna hummingbird” and “Common yellowthroat” on the CUBS200 trained model. The salience areas share similar visual apparent with images of “Anna hummingbird” and “Common yellowthroat” respectively.

area is wasted. To re-dig out the information about “Common yellowthroat” class, we need to erase the impact of the “Anna hummingbird” class.

To this end, a natural idea is to erase the area corresponding to the hard label. Since the victim model is a black-box model, we use the substitute model to approximately calculate the salience map instead. If the salience map calculated by the substitute model is inaccurate and the victim model’s prediction on the erased image does not change, we can also align the salience map of two models by letting the substitute model learn the original image and the erased one simultaneously. The attention map is also a kind of supervision signal pushing two models to be similar. To get the salience map, we utilize the Grad-CAM [Selvaraju *et al.*, 2017] in this paper. With the input image $x \in [0, 1]^d$ and the trained DNN $\mathcal{F}: [0, 1]^d \mapsto \mathbb{R}^N$, we let α_k^c denote the weight of class c corresponding to the k -th feature map, and calculate it as $\alpha_k^c = \frac{1}{Z} \sum_i \sum_j \frac{\partial \mathcal{F}(x)^c}{\partial A_{ij}^k}$, where Z is the number of pixels in the feature map, $\mathcal{F}(x)^c$ is the score of class c and A_{ij}^k is the value of pixel at (i, j) in the k -th feature map. After obtaining the weights corresponding to all feature maps, the final salience map can be obtained as $S_{\text{Grad-CAM}}^c = \text{ReLU}(\sum_k \alpha_k^c A^k)$ via weighted summation.

To erase the corresponding area, inspired by [Zhong *et al.*, 2020], we define a prior-driven erasing operation as $\psi(I, P)$, shown in Alg. 1, which randomly erases a rectangle region in the image I with random values while the central position of the rectangle region is randomly selected following the prior probability P . The prior probability P is of the same size as the input image and is used to determine the probability of different pixels being erased. Here, we use the salience map from Grad-CAM as the prior. Let $x \in [0, 1]^d$ denote the input image from the transfer set and $S_{\text{Grad-CAM}}^{\arg \max \hat{f}(x)}(x, \hat{f})$ denote the salience map of the substitute model \hat{f} . This CAM-driven erasing operation can be represented as:

$$\psi \left(x, S_{\text{Grad-CAM}}^{\arg \max \hat{f}(x)}(x, \hat{f}) \right). \quad (3)$$

Algorithm 1: Prior-driven Erasing Operation $\psi(I, P)$

Input: Input image I , prior probability P , image size W and H , area of image S , erasing area ratio range s_l and s_h , erasing aspect ratio range r_1 and r_2 .

Output: Erased image I' .

- 1 $S_e \leftarrow \text{Rand}(s_l, s_h) \times S$
 - 2 $r_e \leftarrow \text{Rand}(r_1, r_2)$
 - 3 $H_e \leftarrow \sqrt{S_e \times r_e}/2, W_e \leftarrow \sqrt{\frac{S_e}{r_e}}/2$
 - 4 x_e, y_e sampled randomly according to P
 - 5 $I_e \leftarrow (x_e - W_e, y_e - H_e, x_e + W_e, y_e + H_e)$
 - 6 $I(I_e) \leftarrow \text{Rand}(0, 255)$
 - 7 $I' \leftarrow I$
-

We abbreviate it as $\psi(x, S(x, \hat{f}))$. To alleviate the impact of inaccurate CAM caused by the difference between the substitute model and the victim one, for each image, we perform this operation N times (use ψ_i to represent the i -th erasing) and select the one with the largest difference from the original label. Such a data augment operation helps the erasing process to be more robust. We use the cross-entropy to calculate the difference between the new label and the original label, and we want to select the sample with the biggest difference:

$$\begin{aligned} & \arg \max_{i \in [N]} - \sum_j \phi(f(x))_j \cdot \log(\hat{f}(\psi_i(x, S(x, \hat{f})))_j) \\ &= \arg \max_{i \in [N]} - \log\left(\hat{f}(\psi_i(x, S(x, \hat{f})))_{\arg \max \phi(f(x))}\right) \\ &= \arg \min_{i \in [N]} \hat{f}(\psi_i(x, S(x, \hat{f})))_{\arg \max \phi(f(x))}. \end{aligned} \quad (4)$$

Due to the limitation of the number of queries, we cannot query the victim model for each erased image to obtain a new label. So we continuously choose the erased image with the highest substitute’s confidence until reaching the budget. To measure the confidence of the model, we adopt the Maximum Softmax Probability (MSP) for its simplicity:

$$\begin{aligned} & \arg \max_{x \sim D_T} MSP(\hat{f}(\psi(x, S(x, \hat{f})))) \\ &= \arg \max_{x \sim D_T} \hat{f}(\psi(x, S(x, \hat{f})))_{\arg \max \hat{f}(\psi(x, S(x, \hat{f})))}. \end{aligned} \quad (5)$$

where D_T is the transfer set. The erased images selected in this way are most likely to change the prediction class. Then, we query the victim model to get these erased images’ labels and construct an erased sample set D_E . Note that when the victim model’s predictions on the erased images change, it means our erasing method does dig out other related class information in the sample. With the unchanged predictions, it points out the attentions of the substitute model and the victim are inconsistent. Though wrong attention area erased, training with these samples benefits aligning the attentions of two models. As [Zagoruyko and Komodakis, 2017] stated, the attention alignment can help more powerful KD.

Algorithm 2: Black-box Dissector

Input: Unlabeled pool D_U , victim model f , maximum number of queries Q .

Output: Substitute model \hat{f} .

- 1 Initialize $q \leftarrow 0, D_T \leftarrow \emptyset, D_E \leftarrow \emptyset$
 - 2 **while** $q < Q$ **do**
 - 3 **// Step 1**
 - 4 Select samples from D_U according to budget and query f to update D_T
 - 5 $q = q + \text{budget}$
 - 6 $\mathcal{L} = \sum_{x \in D_T} \mathcal{L}'(\phi(f(x)), \hat{f}(x))$
 - 7 $\hat{f} \leftarrow \text{update}(\hat{f}, \mathcal{L})$
 - 8 **// A CAM-driven erasing strategy (step 2.1)**
 - 9 Erase samples in D_T according to Eq. 4
 - 10 Choose samples from erased samples according to Eq. 5 and budget
 - 11 Query f to get labels and update D_E
 - 12 $\mathcal{L} = \sum_{x \in D_T \cup D_E} \mathcal{L}'(\phi(f(x)), \hat{f}(x))$
 - 13 $\hat{f} \leftarrow \text{update}(\hat{f}, \mathcal{L})$
 - 14 $q = q + \text{budget}$
 - 15 **// A random-erasing-based self-KD (step 2.2)**
 - 16 Select samples from D_U
 - 17 Get pseudo-labels according to Eq. 6 and construct a pseudo-label set D_P
 - 18 $\mathcal{L} = \sum_{x \in D_T \cup D_E} \mathcal{L}'(\phi(f(x)), \hat{f}(x)) + \sum_{x \in D_P} \mathcal{L}'(y_p(x, \hat{f}), \hat{f}(x))$
 - 19 $\hat{f} \leftarrow \text{update}(\hat{f}, \mathcal{L})$
 - 20 **end**
-

3.2 A random-erasing-based self-KD module

We also find that training with limited hard-label samples, the substitute model is likely to overfit [Kim *et al.*, 2020] to the training set, which damages its generalization ability. Therefore, based on the above erasing operation, we further design a simple RE-based self-KD method to improve the generalization ability of the substitute model.

Formally, let $x \in [0, 1]^d$ denote the unlabeled input image. We perform the erasing operation with a uniform prior U on it N times, and then average the substitute’s outputs on these erased images as the pseudo-label of the original image:

$$y_p(x, \hat{f}) = \frac{1}{N} \sum_{i \in [N]} \hat{f}(\psi_i(x, U)). \quad (6)$$

This is a type of consistency regularization, which enforces the model to have the same predictions for the perturbed images and enhance the generalization ability. Then a soft pseudo label set $D_P = \{(x, y_p(x, \hat{f})), \dots\}$ is constructed.

With the transfer set D_T , the erased sample set D_E , and the pseudo-label set D_P , we train a new substitute model using the ensemble of the victim model and the previous substitute

Method	CIFAR10		SVHN		Caltech256		CUBS200	
	Agreement	Acc	Agreement	Acc	Agreement	Acc	Agreement	Acc
KnockoffNets	75.32%	74.44%	85.00%	84.50%	57.64%	55.28%	30.01%	28.03%
ActiveThief(Entropy)	75.26%	74.21%	90.47%	89.85%	56.28%	54.14%	32.05%	29.43%
ActiveThief(k-Center)	75.71%	74.24%	81.45%	80.79%	61.19%	58.84%	37.68%	34.64%
ActiveThief(DFAL)	76.72%	75.62%	84.79%	84.17%	46.92%	44.91%	20.31%	18.69%
ActiveThief(DFAL+k-Center)	74.97%	73.98%	81.40%	80.86%	55.70%	53.69%	26.60%	24.42%
Ours+Random	82.24%	80.49%	92.44%	91.71%	<i>61.61%</i>	<i>59.36%</i>	<i>37.95%</i>	<i>34.73%</i>
Ours+k-Center	80.85%	79.13%	91.37%	90.57%	64.63%	62.31%	47.60%	43.04%

Table 1: The agreement and test accuracy of each method under 30k queries. (**Boldface**: the best value, *italics*: the second best value.)

model as the teacher. Our final objective function is:

$$\min \mathcal{L} = \sum_{x \in D_T \cup D_E} \mathcal{L}'(\phi(f(x)), \hat{f}(x)) + \sum_{x \in D_P} \mathcal{L}'(y_p(x, \hat{f}), \hat{f}(x)). \quad (7)$$

where \mathcal{L}' can be commonly used loss functions, *e.g.*, cross-entropy loss function.

To sum up, in addition to the conventional process of the model stealing attack, we proposed a CAM-driven erasing strategy and a RE-based self-KD module unified by a novel erasing method. The former strategy digs out missing information between classes and aligns the attention while the latter module helps to prevent overfitting and enhances the generalization. We name the whole framework as *black-box dissector* and present the detail of it in Alg. 2.

4 Experiment

4.1 Experiment settings

Victim model. The victim models (ResNet-34 [He *et al.*, 2016]) here are trained on four datasets: CIFAR10 [Krizhevsky *et al.*, 2009], SVHN [Netzer *et al.*, 2011], Caltech256 [Griffin *et al.*, 2007], and CUBS200 [Wah *et al.*, 2011]. And their test accuracy are 91.56%, 96.45%, 78.40%, and 77.10% respectively. All models are trained using the SGD optimizer with momentum (of 0.5) for 200 epochs with a base learning rate of 0.1 decayed by a factor of 0.1 every 30 epochs. Following [Orekondy *et al.*, 2019a; Pal *et al.*, 2020; Zhou *et al.*, 2020], we use the same architecture for the substitute model and will analyze the impact of different architectures in the supplementary.

Attack dataset. For simplicity, We use 1.2M images without labels from the ILSVRC-2012 challenge [Russakovsky *et al.*, 2015] as the attack dataset. In a real attack scenario, the attacker may use pictures collected from the Internet, and the ILSVRC-2012 dataset can simulate this scenario well. The images are resized to fit the target datasets.

Training process. We use the SGD optimizer with momentum (of 0.9) for 200 epochs and a base learning rate of $0.02 \times \frac{\text{batchsize}}{128}$ decayed by a factor of 0.1 every 60 epochs. The weight decay is set to 5×10^{-4} for small datasets and 0 for others. We set up a query sequence: {0.1K, 0.2K, 0.5K, 0.8K, 1K, 2K, 5K, 10K, 20K, 30K} as the iterative maximum query budget, and stop the sampling stage whenever reaching the budget at each iteration.

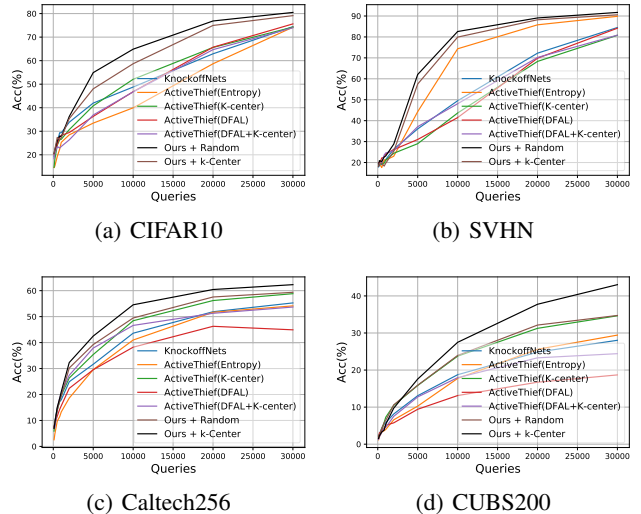


Figure 4: Curves of the test accuracy versus the number of queries.

Baselines and evaluation metric. We mainly compare our method with KnockoffNets [Orekondy *et al.*, 2019a] and ActiveThief [Pal *et al.*, 2020]. Follow [Jagielski *et al.*, 2020], we mainly report the test accuracy (Acc) as the evaluation metric. We also report the Agreement metric proposed in [Pal *et al.*, 2020] which counts how often the prediction of the substitute model is the same as the victim’s as a supplement.

4.2 Experiment results

Here, we first report the performance of our method compared with previous methods. After that, we conduct ablation experiments to analyze the contribution of each module. Finally, we also analyze the performance of our method when encountering defense methods and real-world online APIs. More experiments (*e.g.*, adversarial attack and overfitting analysis) is shown in the supplementary.

Effectiveness of our method. As in Tab. 1, the test accuracy and agreement of our method are all better than the previous methods. We also plot the curves of the test accuracy versus the number of queries in Fig. 4. Clearly, the performance of our method consistently outperforms other methods throughout the process. As our method does not conflict with the previous sample selection strategy, they can be used simultaneously to further increase the performance of the attack. Here we use the k-Center algorithm. Also note that with

Method	Threshold			
	0	0.5	0.7	0.9
KnockoffNets	74.44%	74.13%	73.61%	54.98%
ActiveThief(k-Center)	74.24%	69.14%	59.78%	50.19%
ActiveThief(Entropy)	74.21%	71.61%	64.84%	51.07%
Ours	80.49%	79.95%	78.25%	74.40%
Ours w/o self-KD	79.02%	78.66%	73.61%	61.81%
victim model	91.56%	91.23%	89.10%	85.14%

Table 2: Ability to evade the state-of-the-art defense method (adaptive misinformation) on CIFAR10 dataset. The larger the threshold, the better the defence effect while the low victim model’s accuracy (threshold 0 means no defence). Our method evades the defense best, and the self-KD part makes a great difference.

or without the sample selection strategy, our method beats the previous methods by a large margin. Particularly, the test accuracies of our method are 4.87%, 1.86%, 3.47%, and 8.4% higher than the previous best method, respectively. And the agreement metric shares similar results. It is also interesting that it is less necessary to use the k-Center algorithm on datasets with a small number of classes (*i.e.*, CIFAR10 and SVHN). While for the datasets with a large number of classes, the k-Center algorithm can make the selected samples better cover each class and improve the effectiveness of the method.

Ability to evade the SOTA defense method. The SOTA perturbation-based defense method, adaptive misinformation [Kariyappa and Qureshi, 2020], introduces an Out-Of-Distribution (OOD) detection module based on the maximum predicted value and punishes the OOD samples with a perturbed model $f'(\cdot; \theta')$. The model $f'(\cdot; \theta')$ is trained with $\arg \min_{\theta'} \mathbb{E}_{(x,y)} [-\log(1 - f'(x; \theta')_y)]$ to minimize the probability of the correct class. Finally the output will be:

$$y' = (1 - \alpha)f(x; \theta) + (\alpha)f'(x; \theta'), \quad (8)$$

where $\alpha = 1/(1 + e^{\nu(\max f(x; \theta) - \tau)})$ with a hyper-parameter ν is the coefficient to control how much correct results will be returned, and τ is the threshold used for OOD detection. Then the model will return incorrect predictions for the OOD samples while not affect the ID samples much.

We choose four values of the threshold τ to compare the effects of our method with the previous methods. The threshold value of 0 means no defence. The result is shown in Tab. 2. Compared with other methods, adaptive misinformation is almost invalid to our method. Furthermore, we found that if we remove the self-KD in our method, the performance is greatly reduced. We conclude that this is because adaptive misinformation adds noise labels to the substitute model’s training dataset, and self-KD can alleviate the overfitting of the substitute model to the training dataset, making this defence method not effective enough.

Ablation study. To evaluate the contribution of different modules in our method, we conduct the ablation study on CUBS200 dataset in Fig. 5 (a). When the CAM-driven erasing strategy is removed, the performance of our method will be greatly reduced, showing that it has an indispensable position in our method. We also give some visual examples in Fig. 6 to demonstrate that this strategy can help align the attention of two models. As depicted in the figure, at the

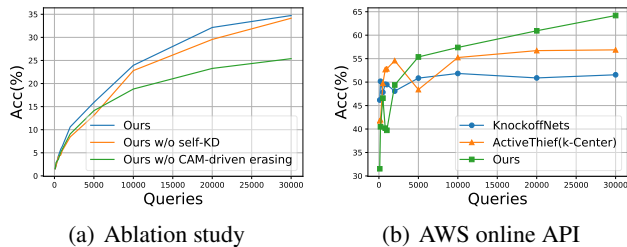


Figure 5: (a) Ablation study on CUBS200 dataset for the contribution of the CAM-driven erasing and the self-KD in our method. (b) The experiment on AWS online API.

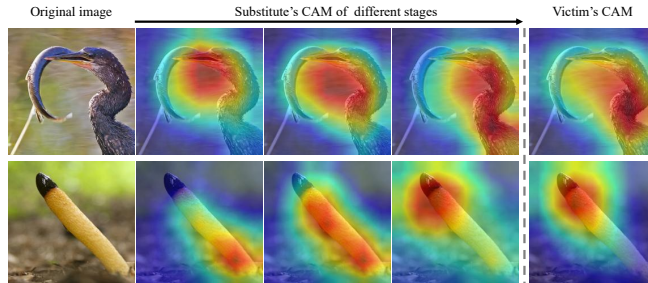


Figure 6: The visualized saliency maps of the victim model and different stages substitute models using the Grad-CAM. Along with the training stages, the saliency map of the substitute model tends to fit the victim model’s.

very beginning the substitute model learns the wrong attention map. Along with the iterative training stages, the attention area of the substitute model tends to fit the victim model’s, which conforms to our intention. Then, we remove the self-KD module to evaluate its role. It can be found from Fig. 5 (a) that the self-KD can improve the generalization of our method and further improve the performance.

Stealing functionality of a real-world API. Finally, we validate whether our model stealing attack method works for real-world APIs. The AWS Marketplace is an online store that provides a variety of trained ML models for users which can only be used in the form of a black-box: inputs in, predictions out. We choose a popular model (waste classifier¹) as the victim model. We still use ILSVRC-2012 dataset as the attack dataset and choose a small public waste classifier dataset² containing 2527 images as the test dataset. As in Fig. 5 (b), the substitute model obtained by our method has a 12.63% and 7.32% improvement in test accuracy compared with the previous method, which shows that our method has stronger practicality in the real-world.

5 Conclusion

We investigated the problem of model stealing attack under the hard-label setting and point out the reason previous methods are not effective enough. We then present a method termed *black-box dissector* which contains a CAM-driven

¹<https://amzn.to/3nFvA54>

²<https://github.com/garythung/trashnet>

erasing strategy and a random-erasing-based self-KD module. Comparison with previous methods shows the superiority of our method, and we prove that model stealing attacks can be carried out with hard labels, which is a real threat in the real-world scene. We hope this work can draw people’s attention to the protection of deployed models and furthermore shed more light on the attack mechanism and prevention.

6 Acknowledgments.

This work is supported by the National Science Fund for Distinguished Young Scholars (No.62025603), the National Natural Science Foundation of China (No.U1705262, No.62072386, No.62072387, No.62072389, No. 62002305, No.61772443, No.61802324 and No.61702136), Guangdong Basic and Applied Basic Research Foundation (No.2019B1515120049) and the Fundamental Research Funds for the central universities (No.20720200077, No.20720200090 and No.20720200091).

References

- [Anil *et al.*, 2018] Rohan Anil, Gabriel Pereyra, Alexandre Passos, Robert Ormandi, George E Dahl, and Geoffrey E Hinton. Large scale distributed neural network training through online distillation. *arXiv preprint arXiv:1804.03235*, 2018.
- [Ducoffe and Precioso, 2018] Melanie Ducoffe and Frederic Precioso. Adversarial active learning for deep networks: a margin based approach. In *ICML*, 2018.
- [Furlanello *et al.*, 2018] Tommaso Furlanello, Zachary C Lipton, Michael Tschannen, Laurent Itti, and Anima Anandkumar. Born again neural networks. In *ICML*, 2018.
- [Griffin *et al.*, 2007] Gregory Griffin, Alex Holub, and Pietro Perona. Caltech-256 object category dataset. 2007.
- [Guo *et al.*, 2017] Chuan Guo, Geoff Pleiss, Yu Sun, and Kilian Q Weinberger. On calibration of modern neural networks. In *ICML*, 2017.
- [He *et al.*, 2016] Kaiming He, Xiangyu Zhang, Shaoqing Ren, and Jian Sun. Deep residual learning for image recognition. In *CVPR*, 2016.
- [Hinton *et al.*, 2015] Geoffrey Hinton, Oriol Vinyals, and Jeff Dean. Distilling the knowledge in a neural network. In *NIPS Deep Learning Workshop*, 2015.
- [Jagielski *et al.*, 2020] Matthew Jagielski, Nicholas Carlini, David Berthelot, Alex Kurakin, and Nicolas Papernot. High accuracy and high fidelity extraction of neural networks. In *29th Usenix Security*, 2020.
- [Juuti *et al.*, 2019] Mika Juuti, Sebastian Szyller, Samuel Marchal, and N Asokan. Prada: protecting against dnn model stealing attacks. In *IEEE EuroS&P*, 2019.
- [Kariyappa and Qureshi, 2020] Sanjay Kariyappa and Moinuddin K Qureshi. Defending against model stealing attacks with adaptive misinformation. In *CVPR*, 2020.
- [Kariyappa *et al.*, 2020] Sanjay Kariyappa, Atul Prakash, and Moinuddin Qureshi. Maze: Data-free model stealing attack using zeroth-order gradient estimation. *arXiv preprint arXiv:2005.03161*, 2020.
- [Kim *et al.*, 2020] Kyungyul Kim, ByeongMoon Ji, Doyoung Yoon, and Sangheum Hwang. Self-knowledge distillation: A simple way for better generalization. *arXiv preprint arXiv:2006.12000*, 2020.
- [Krizhevsky *et al.*, 2009] Alex Krizhevsky, Geoffrey Hinton, et al. Learning multiple layers of features from tiny images. 2009.
- [Lewis and Gale, 1994] David D Lewis and William A Gale. A sequential algorithm for training text classifiers. In *SIGIR*, 1994.
- [Netzer *et al.*, 2011] Yuval Netzer, Tao Wang, Adam Coates, Alessandro Bissacco, Bo Wu, and Andrew Y Ng. Reading digits in natural images with unsupervised feature learning. In *NIPS Workshop on Deep Learning and Unsupervised Feature Learning*, 2011.
- [Orekondy *et al.*, 2019a] Tribhuvanesh Orekondy, Bernt Schiele, and Mario Fritz. Knockoff nets: Stealing functionality of black-box models. In *CVPR*, 2019.
- [Orekondy *et al.*, 2019b] Tribhuvanesh Orekondy, Bernt Schiele, and Mario Fritz. Prediction poisoning: Towards defenses against dnn model stealing attacks. In *ICLR*, 2019.
- [Pal *et al.*, 2020] Soham Pal, Yash Gupta, Aditya Shukla, Aditya Kanade, Shirish Shevade, and Vinod Ganapathy. Activethief: Model extraction using active learning and unannotated public data. In *AAAI*, 2020.
- [Papernot *et al.*, 2017] Nicolas Papernot, Patrick McDaniel, Ian Goodfellow, Somesh Jha, Z Berkay Celik, and Ananthram Swami. Practical black-box attacks against machine learning. In *ACM AsiACCS*, 2017.
- [Russakovsky *et al.*, 2015] Olga Russakovsky, Jia Deng, Hao Su, Jonathan Krause, Sanjeev Satheesh, Sean Ma, Zhiheng Huang, Andrej Karpathy, Aditya Khosla, Michael Bernstein, et al. Imagenet large scale visual recognition challenge. *IJCV*, 2015.
- [Selvaraju *et al.*, 2017] Ramprasaath R Selvaraju, Michael Cogswell, Abhishek Das, Ramakrishna Vedantam, Devi Parikh, and Dhruv Batra. Grad-cam: Visual explanations from deep networks via gradient-based localization. In *ICCV*, 2017.
- [Sener and Savarese, 2018] Ozan Sener and Silvio Savarese. Active learning for convolutional neural networks: A core-set approach. In *ICLR*, 2018.
- [Wah *et al.*, 2011] Catherine Wah, Steve Branson, Peter Welinder, Pietro Perona, and Serge Belongie. The caltech-ucsd birds-200-2011 dataset. 2011.
- [Yang *et al.*, 2020] Jiancheng Yang, Yangzhou Jiang, Xiaoyang Huang, Bingbing Ni, and Chenglong Zhao. Learning black-box attackers with transferable priors and query feedback. In *NeurIPS*, 2020.

- [Zagoruyko and Komodakis, 2017] Sergey Zagoruyko and Nikos Komodakis. Paying more attention to attention: Improving the performance of convolutional neural networks via attention transfer. In *ICLR, 2017*.
- [Zhong *et al.*, 2020] Zhun Zhong, Liang Zheng, Guoliang Kang, Shaozi Li, and Yi Yang. Random erasing data augmentation. In *AAAI, 2020*.
- [Zhou *et al.*, 2020] Mingyi Zhou, Jing Wu, Yipeng Liu, Shuaicheng Liu, and Ce Zhu. Dast: Data-free substitute training for adversarial attacks. In *CVPR, 2020*.